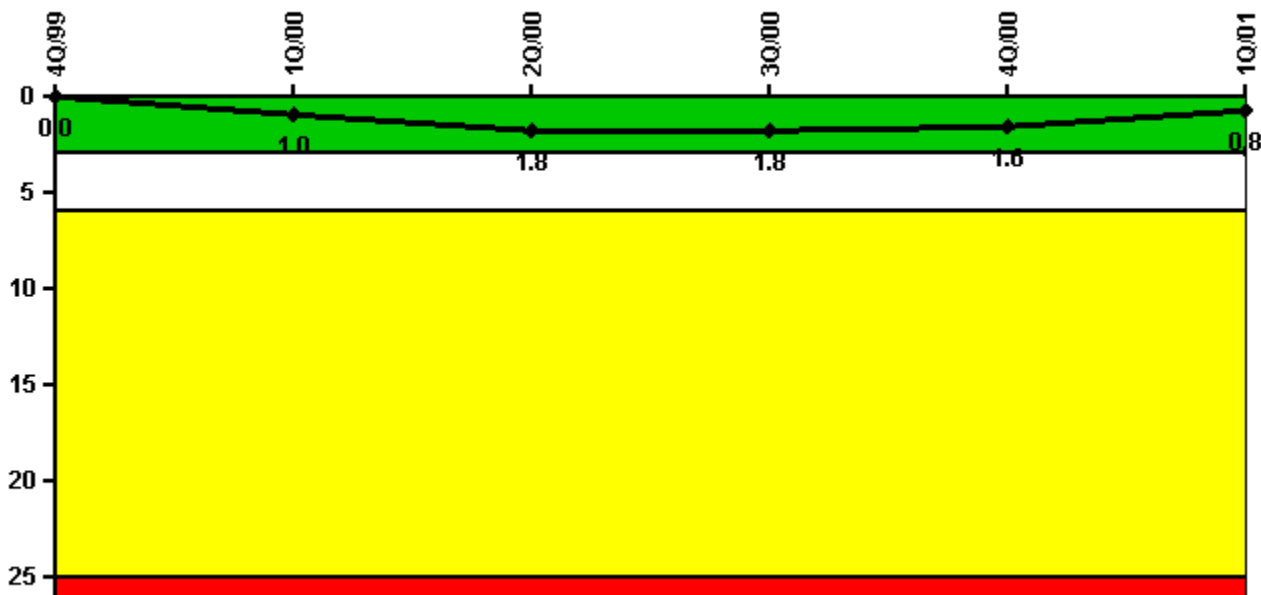


### Duane Arnold

#### 1Q/2001 Performance Indicators

Licensee's General Comments: none

#### Unplanned Scrams per 7000 Critical Hrs



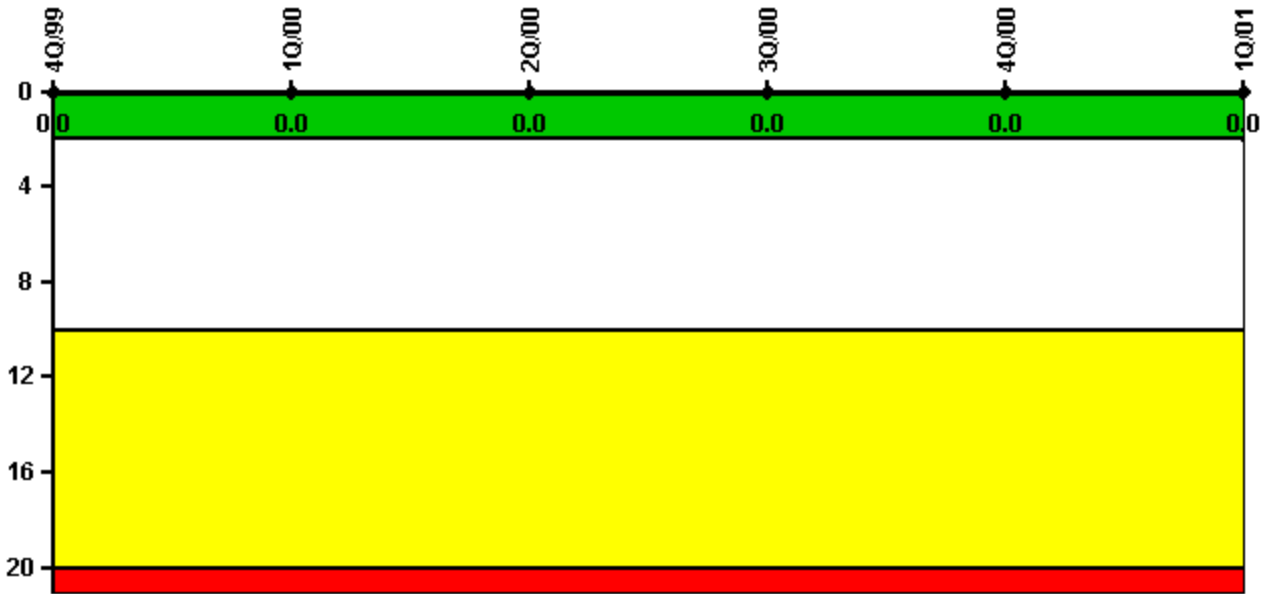
Thresholds: White > 3.0 Yellow > 6.0 Red > 25.0

#### Notes

Unplanned Scrams per 7000 Critical Hrs	4Q/99	1Q/00	2Q/00	3Q/00	4Q/00	1Q/01
Unplanned scrams	0	1.0	1.0	0	0	0
Critical hours	1304.7	2085.7	2140.9	2208.0	2209.0	2160.0
<b>Indicator value</b>	<b>0</b>	<b>1.0</b>	<b>1.8</b>	<b>1.8</b>	<b>1.6</b>	<b>0.8</b>

Licensee Comments: none

### Scrams with Loss of Normal Heat Removal



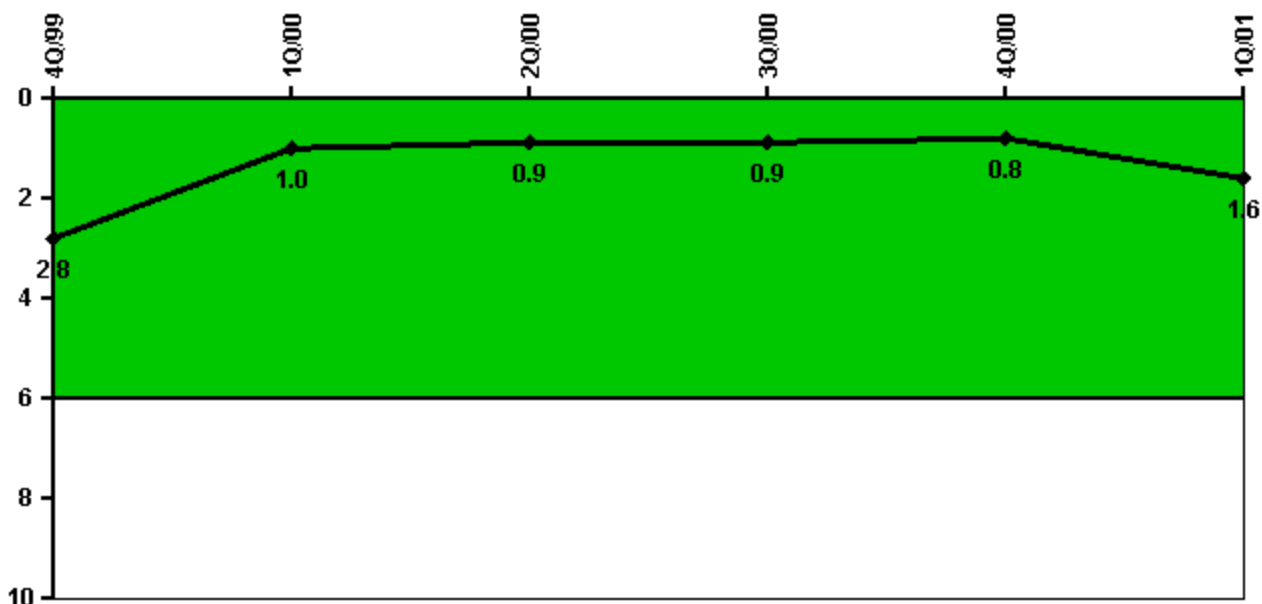
Thresholds: White > 2.0 Yellow > 10.0 Red > 20.0

#### Notes

Scrams with Loss of Normal Heat Removal	4Q/99	1Q/00	2Q/00	3Q/00	4Q/00	1Q/01
Scrams	0	0	0	0	0	0
Indicator value	0	0	0	0	0	0

Licensee Comments: none

### Unplanned Power Changes per 7000 Critical Hrs



Thresholds: White > 6.0

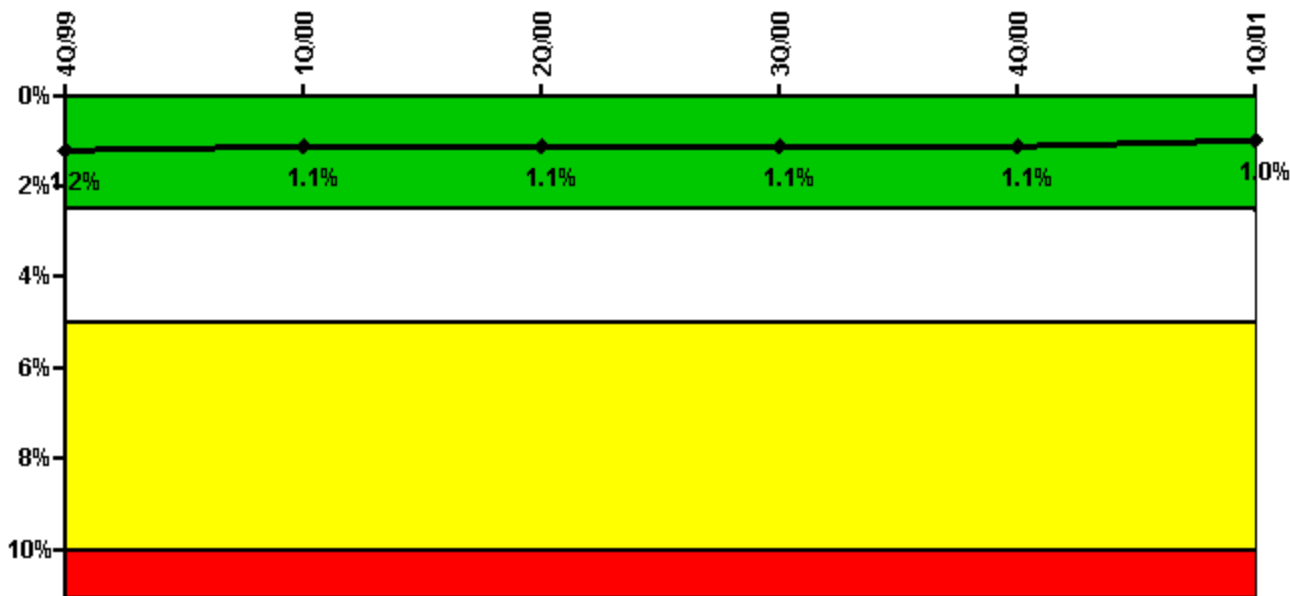
#### Notes

Unplanned Power Changes per 7000 Critical Hrs	4Q/99	1Q/00	2Q/00	3Q/00	4Q/00	1Q/01
Unplanned power changes	0	0	0	1.0	0	1.0
Critical hours	1304.7	2085.7	2140.9	2208.0	2209.0	2160.0
<b>Indicator value</b>	<b>2.8</b>	<b>1.0</b>	<b>0.9</b>	<b>0.9</b>	<b>0.8</b>	<b>1.6</b>

Licensee Comments:

1Q/01: Reduced Power from 74% to 50% January 14, 2001 to perform unplanned control valve rocker arm limit repair

### Safety System Unavailability, Emergency AC Power



Thresholds: White > 2.5% Yellow > 5.0% Red > 10.0%

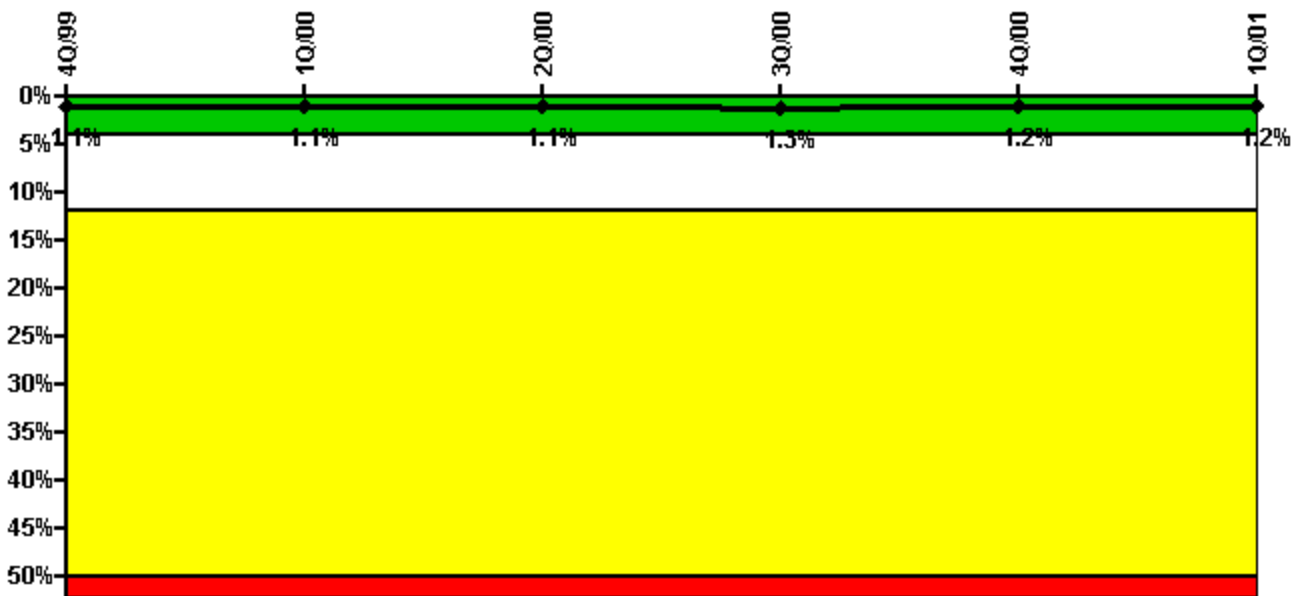
**Notes**

Safety System Unavailability, Emergency AC Power	4Q/99	1Q/00	2Q/00	3Q/00	4Q/00	1Q/01
<b>Train 1</b>						
Planned unavailable hours	10.63	10.99	10.80	11.44	11.07	14.46
Unplanned unavailable hours	0	0	0	0	0	0
Fault exposure hours	0	0	0	0	0	0
Effective Reset hours	0	0	0	0	0	0
Required hours	2209.00	2184.00	2183.00	2208.00	2209.00	2160.00
<b>Train 2</b>						
Planned unavailable hours	9.72	10.02	10.39	11.43	10.86	13.87
Unplanned unavailable hours	0	0	0	0	0	0
Fault exposure hours	0	0	0	0	0	0
Effective Reset hours	0	0	0	0	0	0
Required hours	2209.00	2184.00	2183.00	2208.00	2209.00	2160.00
<b>Indicator value</b>	<b>1.2%</b>	<b>1.1%</b>	<b>1.1%</b>	<b>1.1%</b>	<b>1.1%</b>	<b>1.0%</b>

Licensee Comments:

4Q/99: Added hours for monthly unavailability due to tech spec required operability testing. 01/18/02: Revised Train 2 Unavailability from 4.37 to 3.37 to correct typo.

### Safety System Unavailability, High Pressure Injection System (HPCI)



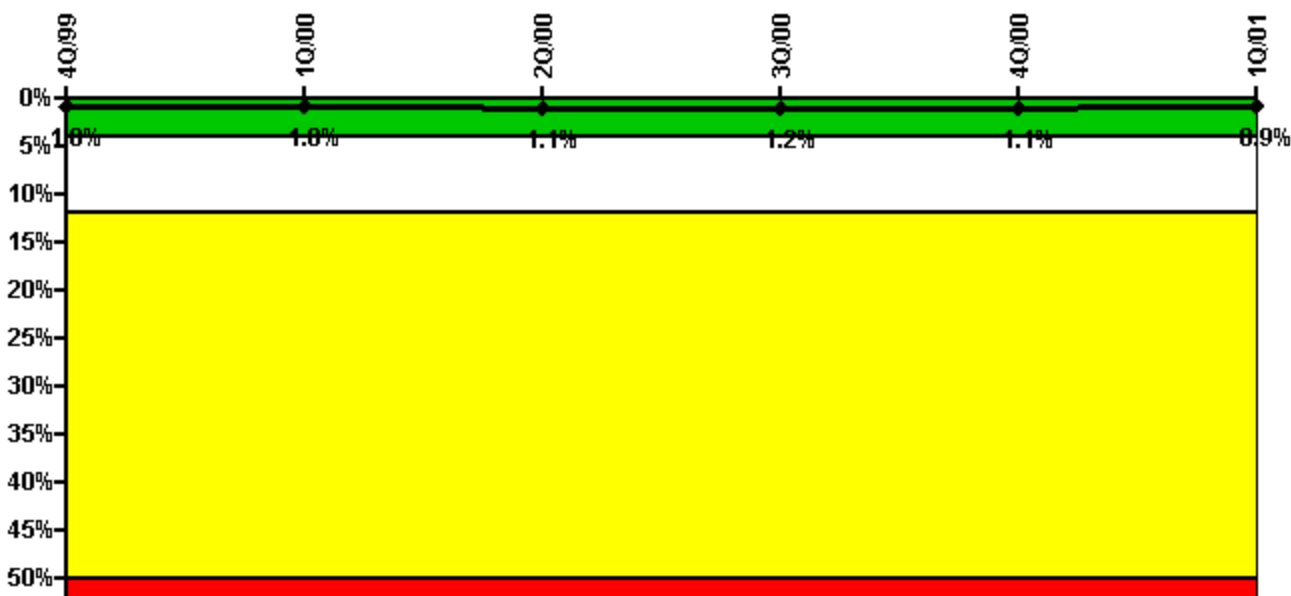
Thresholds: White > 4.0% Yellow > 12.0% Red > 50.0%

#### Notes

Safety System Unavailability, High Pressure Injection System (HPCI)	4Q/99	1Q/00	2Q/00	3Q/00	4Q/00	1Q/01
<b>Train 1</b>						
Planned unavailable hours	0	40.10	0	45.50	0	19.54
Unplanned unavailable hours	0	0	0	0	0	0
Fault exposure hours	0	0	0	0	0	0
Effective Reset hours	0	0	0	0	0	0
Required hours	1304.70	2085.70	2140.90	2208.00	2209.00	2160.00
Indicator value	1.1%	1.1%	1.1%	1.3%	1.2%	1.2%

Licensee Comments: none

### Safety System Unavailability, Heat Removal System (RCIC)



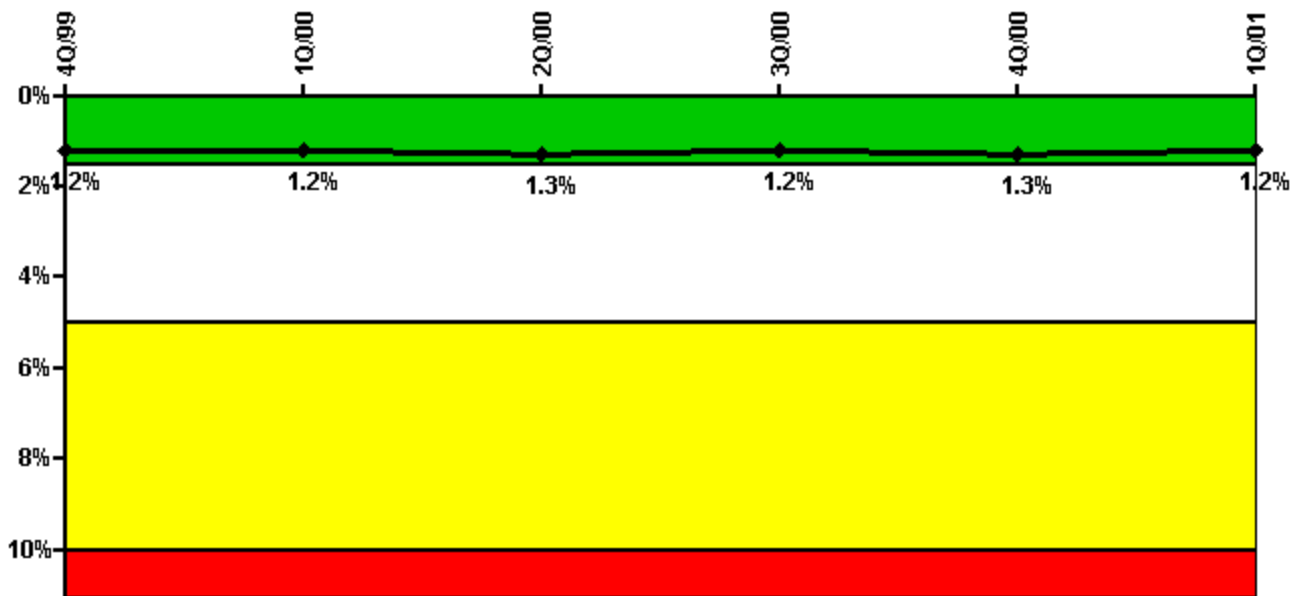
Thresholds: White > 4.0% Yellow > 12.0% Red > 50.0%

#### Notes

Safety System Unavailability, Heat Removal System (RCIC)	4Q/99	1Q/00	2Q/00	3Q/00	4Q/00	1Q/01
<b>Train 1</b>						
Planned unavailable hours	0	64.67	0	22.88	0	11.68
Unplanned unavailable hours	0	0	32.48	0	0	0
Fault exposure hours	0	0	0	0	0	0
Effective Reset hours	0	0	0	0	0	0
Required hours	1304.70	2085.70	2140.90	2208.00	2209.00	2160.00
<b>Indicator value</b>	<b>1.0%</b>	<b>1.0%</b>	<b>1.1%</b>	<b>1.2%</b>	<b>1.1%</b>	<b>0.9%</b>

Licensee Comments: none

### Safety System Unavailability, Residual Heat Removal System



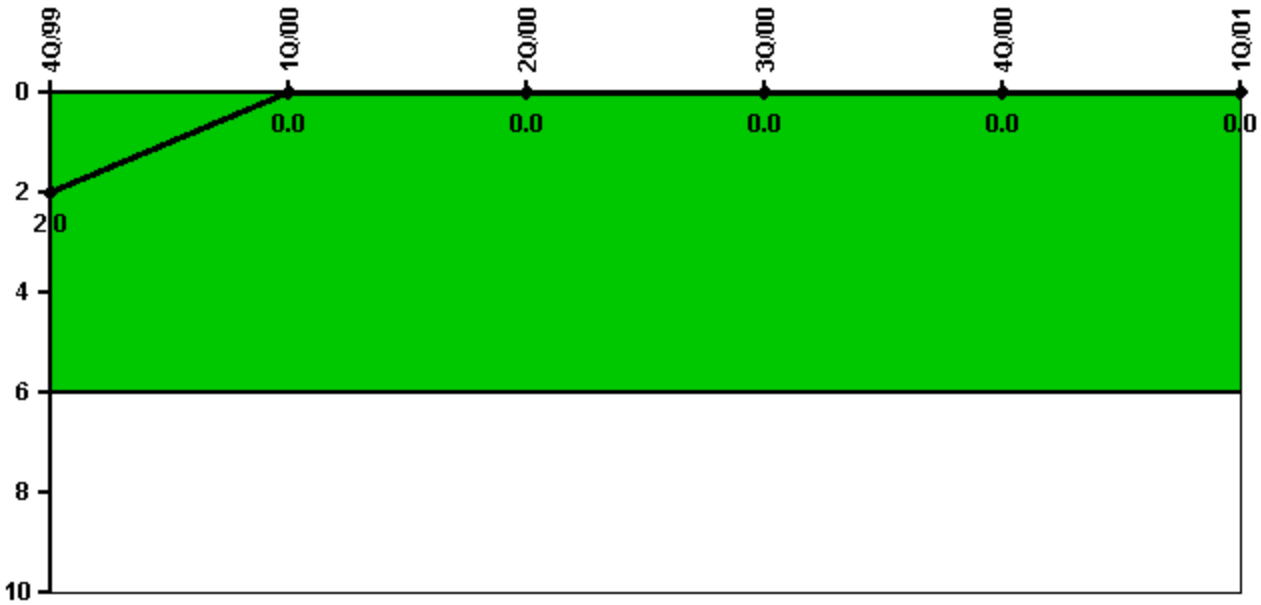
Thresholds: White > 1.5% Yellow > 5.0% Red > 10.0%

Notes

Safety System Unavailability, Residual Heat Removal System	4Q/99	1Q/00	2Q/00	3Q/00	4Q/00	1Q/01
<b>Train 1</b>						
Planned unavailable hours	0	0.30	0	6.28	25.08	16.42
Unplanned unavailable hours	0	0	0	0	0	0
Fault exposure hours	0	0	0	0	0	0
Effective Reset hours	0	0	0	0	0	0
Required hours	1707.10	2184.00	2183.00	2208.00	2209.00	2160.00
<b>Train 2</b>						
Planned unavailable hours	11.80	76.30	34.07	0	42.73	6.80
Unplanned unavailable hours	0	0	0	0	0	0
Fault exposure hours	0	0	0	0	0	0
Effective Reset hours	0	0	0	0	0	0
Required hours	1707.10	2184.00	2183.00	2208.00	2209.00	2160.00
<b>Indicator value</b>	<b>1.2%</b>	<b>1.2%</b>	<b>1.3%</b>	<b>1.2%</b>	<b>1.3%</b>	<b>1.2%</b>

Licensee Comments: none

### Safety System Functional Failures (BWR)



Thresholds: White > 6.0

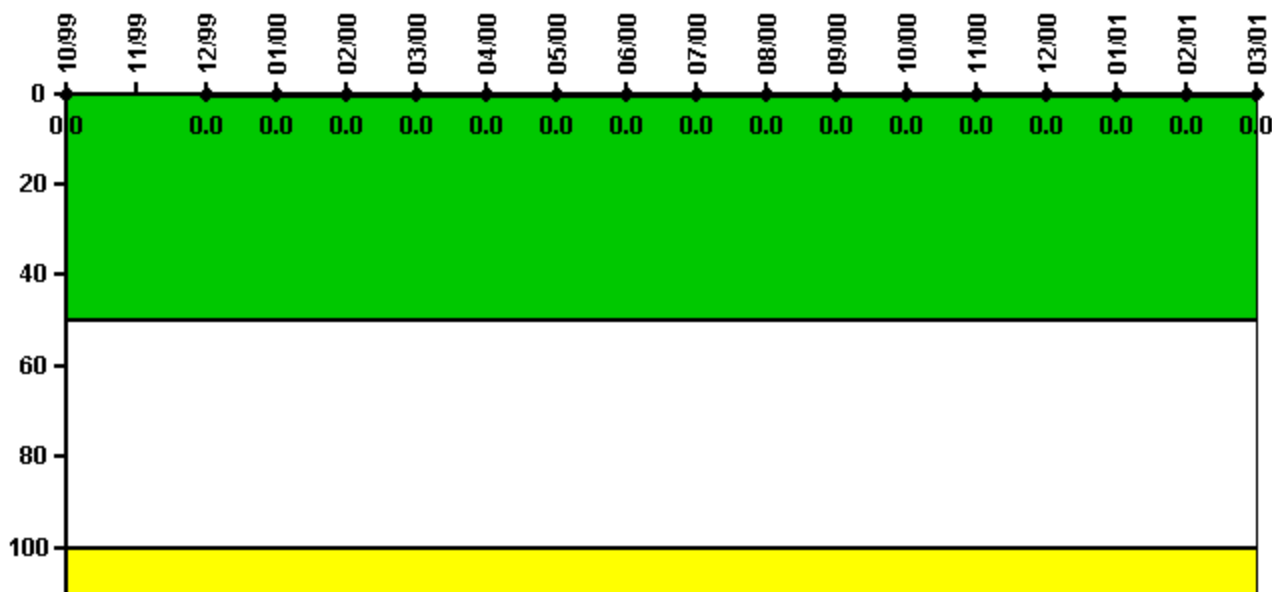
#### Notes

Safety System Functional Failures (BWR)	4Q/99	1Q/00	2Q/00	3Q/00	4Q/00	1Q/01
Safety System Functional Failures	0	0	0	0	0	0
Indicator value	2	0	0	0	0	0

Licensee Comments: none



### Reactor Coolant System Activity



Thresholds: White > 50.0 Yellow > 100.0

#### Notes


Reactor Coolant System Activity	10/99	11/99	12/99	1/00	2/00	3/00	4/00	5/00	6/00	7/00	8/00	9/00
Maximum activity	0.000005	N/A	0.000004	0.000005	0	0.000004	0	0	0.000003	0	0.000003	0.000031
Technical specification limit	1.2	1.2	1.2	1.2	1.2	1.2	1.2	1.2	1.2	1.2	1.2	1.2
Indicator value	0	N/A	0	0	0	0	0	0	0	0	0	0

Reactor Coolant System Activity	10/00	11/00	12/00	1/01	2/01	3/01
Maximum activity	0	0.000004	0	0	0.000002	0
Technical specification limit	1.2	1.2	1.2	1.2	1.2	1.2
Indicator value	0	0	0	0	0	0

Licensee Comments:

3/01: none

### Reactor Coolant System Leakage



Thresholds: White > 50.0 Yellow > 100.0

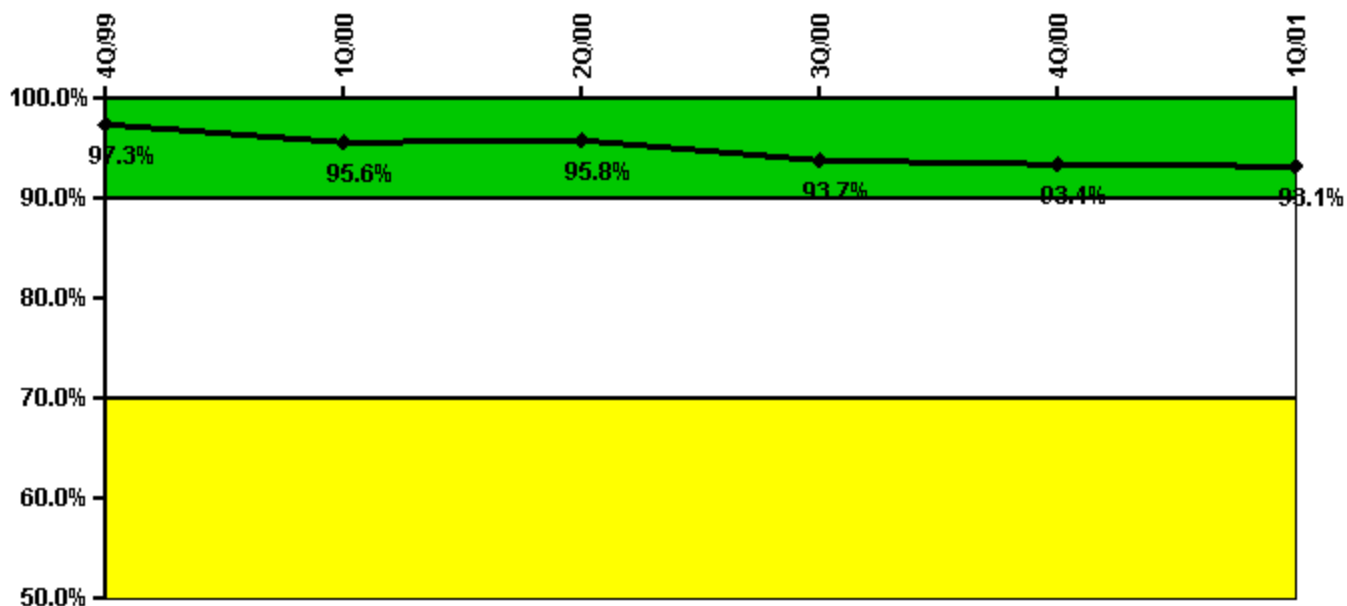
Notes

Reactor Coolant System Leakage	10/99	11/99	12/99	1/00	2/00	3/00	4/00	5/00	6/00	7/00	8/00	9/00
Maximum leakage	1.510	1.550	1.660	1.500	1.500	1.500	1.540	1.570	1.550	1.570	1.570	1.580
Technical specification limit	25.0	25.0	25.0	25.0	25.0	25.0	25.0	25.0	25.0	25.0	25.0	25.0
Indicator value	6.0	6.2	6.6	6.0	6.0	6.0	6.2	6.3	6.2	6.3	6.3	6.3

Reactor Coolant System Leakage	10/00	11/00	12/00	1/01	2/01	3/01
Maximum leakage	1.620	1.780	1.590	1.550	1.540	1.530
Technical specification limit	25.0	25.0	25.0	25.0	25.0	25.0
Indicator value	6.5	7.1	6.4	6.2	6.2	6.1

Licensee Comments: none

### Drill/Exercise Performance



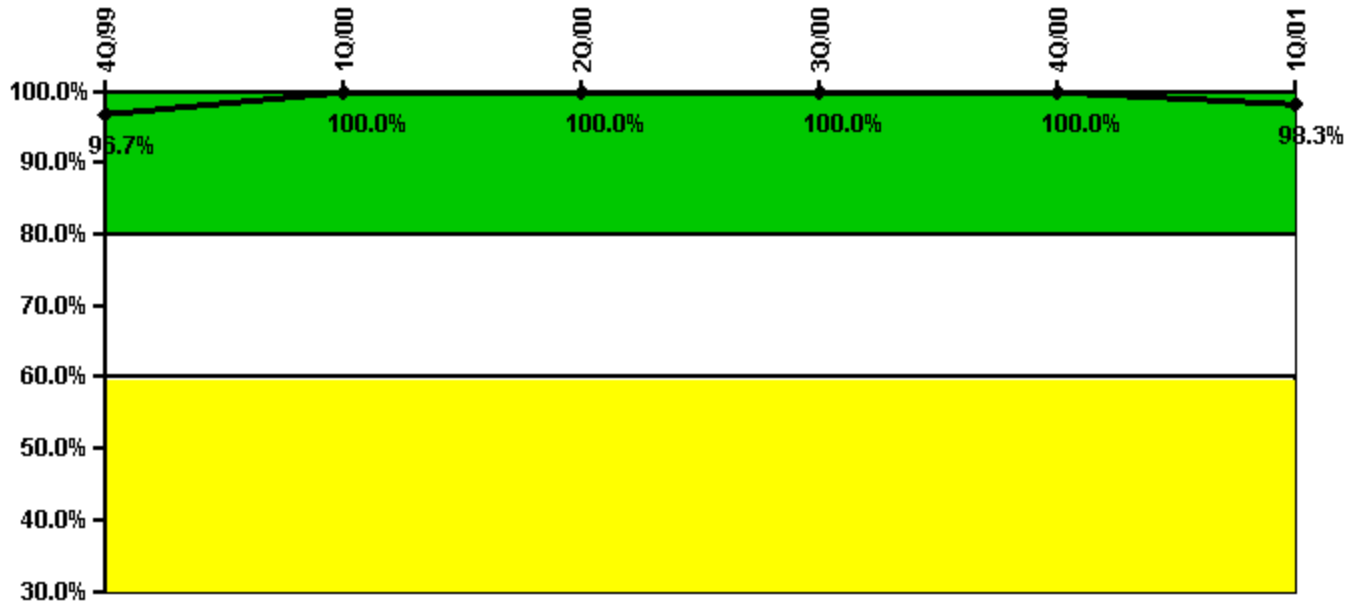
Thresholds: White < 90.0% Yellow < 70.0%

#### Notes

Drill/Exercise Performance	4Q/99	1Q/00	2Q/00	3Q/00	4Q/00	1Q/01
Successful opportunities	0	15.0	29.0	12.0	9.0	8.0
Total opportunities	0	17.0	30.0	15.0	9.0	8.0
Indicator value	97.3%	95.6%	95.8%	93.7%	93.4%	93.1%

Licensee Comments: none

### ERO Drill Participation



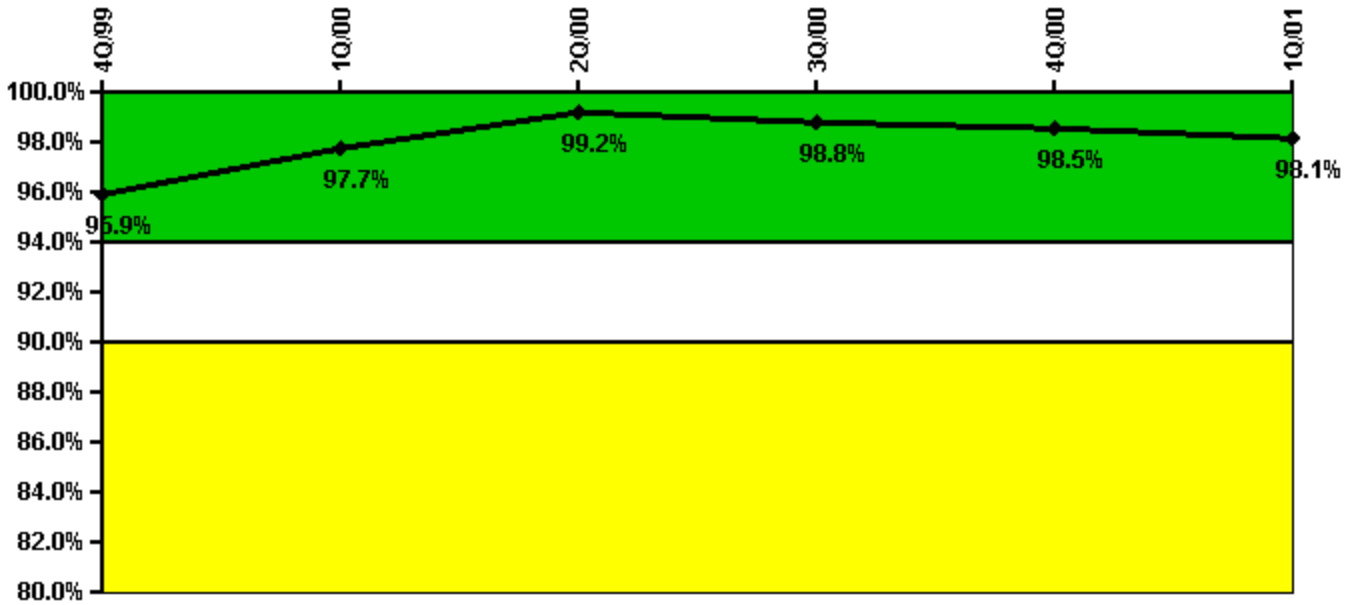
Thresholds: White < 80.0% Yellow < 60.0%

#### Notes

ERO Drill Participation	4Q/99	1Q/00	2Q/00	3Q/00	4Q/00	1Q/01
Participating Key personnel	59.0	55.0	55.0	58.0	52.0	59.0
Total Key personnel	61.0	55.0	55.0	58.0	52.0	60.0
<b>Indicator value</b>	<b>96.7%</b>	<b>100.0%</b>	<b>100.0%</b>	<b>100.0%</b>	<b>100.0%</b>	<b>98.3%</b>

Licensee Comments: none

### Alert & Notification System



Thresholds: White < 94.0% Yellow < 90.0%

#### Notes

Alert & Notification System	4Q/99	1Q/00	2Q/00	3Q/00	4Q/00	1Q/01
Successful siren-tests	429	429	423	415	423	422
Total sirens-tests	429	429	429	429	429	429
Indicator value	95.9%	97.7%	99.2%	98.8%	98.5%	98.1%

Licensee Comments: none

### Occupational Exposure Control Effectiveness



Thresholds: White > 2.0 Yellow > 5.0

#### Notes

Occupational Exposure Control Effectiveness	4Q/99	1Q/00	2Q/00	3Q/00	4Q/00	1Q/01
High radiation area occurrences	0	0	0	0	0	0
Very high radiation area occurrences	0	0	0	0	0	0
Unintended exposure occurrences	0	0	0	0	0	0
<b>Indicator value</b>	<b>0</b>	<b>0</b>	<b>0</b>	<b>0</b>	<b>0</b>	<b>0</b>

Licensee Comments: none

### RETS/ODCM Radiological Effluent



Thresholds: White > 1.0 Yellow > 3.0

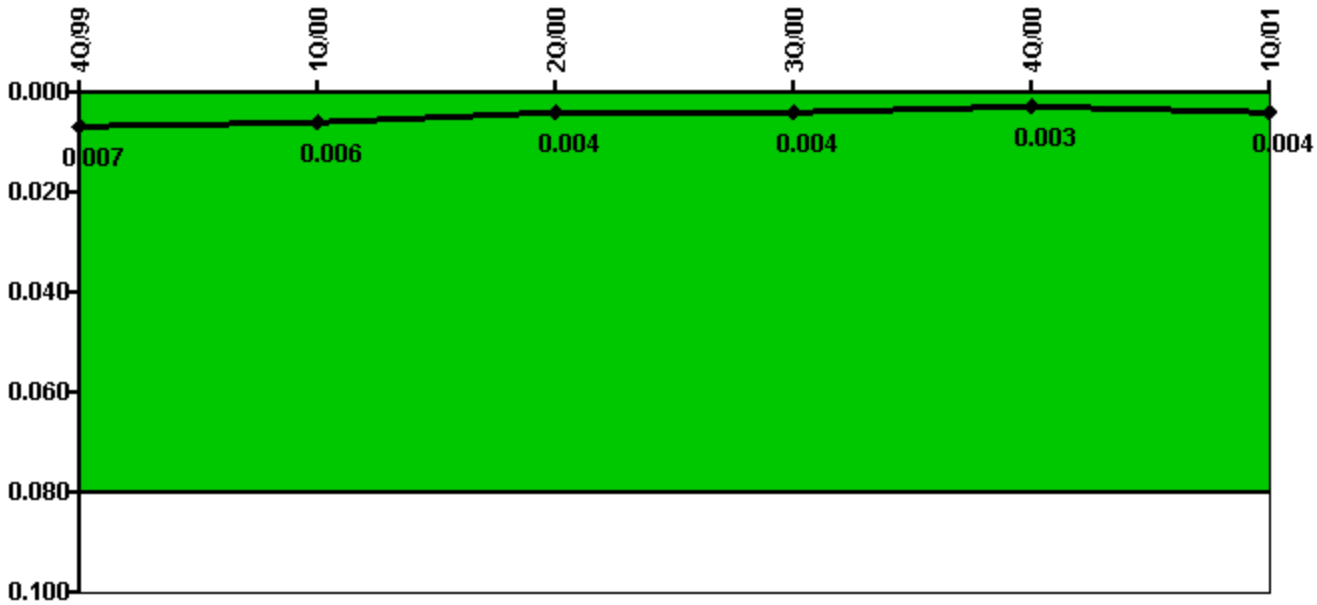
#### Notes

RETS/ODCM Radiological Effluent	4Q/99	1Q/00	2Q/00	3Q/00	4Q/00	1Q/01
RETS/ODCM occurrences	0	0	0	0	0	0
Indicator value	0	0	0	0	0	0

Licensee Comments:

1Q/01: none

### Protected Area Security Performance Index



Thresholds: White > 0.080

#### Notes

Protected Area Security Performance Index	4Q/99	1Q/00	2Q/00	3Q/00	4Q/00	1Q/01
IDS compensatory hours	43.69	21.36	2.55	9.09	29.93	42.49
CCTV compensatory hours	1.2	0	0	0.7	0.4	5.3
IDS normalization factor	1.20	1.20	1.20	1.20	1.20	1.20
CCTV normalization factor	1.0	1.0	1.0	1.0	1.0	1.0
<b>Index Value</b>	<b>0.007</b>	<b>0.006</b>	<b>0.004</b>	<b>0.004</b>	<b>0.003</b>	<b>0.004</b>

Licensee Comments: none



### Personnel Screening Program



Thresholds: White > 2.0 Yellow > 5.0

#### Notes

Personnel Screening Program	4Q/99	1Q/00	2Q/00	3Q/00	4Q/00	1Q/01
Program failures	0	0	0	0	0	0
Indicator value	0	0	0	0	0	0

Licensee Comments: none

### FFD/Personnel Reliability



Thresholds: White > 2.0 Yellow > 5.0

#### Notes

FFD/Personnel Reliability	4Q/99	1Q/00	2Q/00	3Q/00	4Q/00	1Q/01
Program Failures	0	0	0	0	0	0
Indicator value	0	0	0	0	0	0

Licensee Comments: none

▲ [PI Summary](#) | [Inspection Findings Summary](#) | [Action Matrix Summary](#) | [Reactor Oversight Process](#)

Last Modified: March 28, 2002