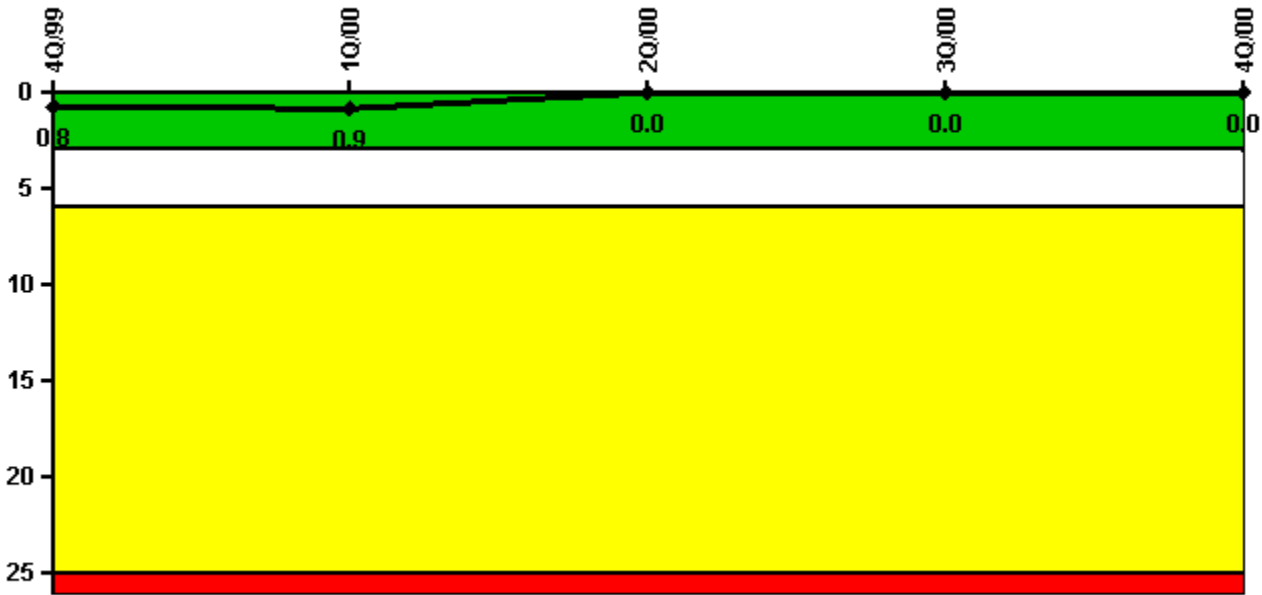


### Turkey Point 3

#### 4Q/2000 Performance Indicators

Licensee's General Comments: none

#### Unplanned Scrams per 7000 Critical Hrs



Thresholds: White > 3.0 Yellow > 6.0 Red > 25.0

#### Notes

Unplanned Scrams per 7000 Critical Hrs	4Q/99	1Q/00	2Q/00	3Q/00	4Q/00
Unplanned scrams	0	0	0	0	0
Critical hours	2182.8	1542.3	2183.0	2208.0	2209.0
<b>Indicator value</b>	<b>0.8</b>	<b>0.9</b>	<b>0</b>	<b>0</b>	<b>0</b>

Licensee Comments: none

### Scrams with Loss of Normal Heat Removal



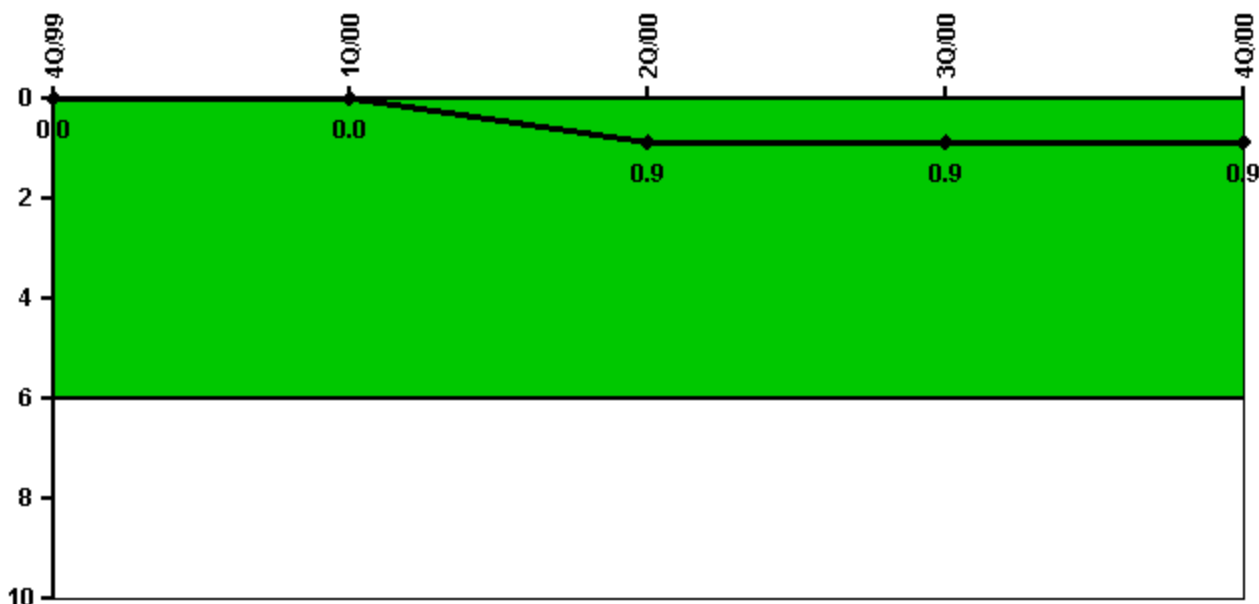
Thresholds: White > 2.0 Yellow > 10.0 Red > 20.0

#### Notes

Scrams with Loss of Normal Heat Removal	4Q/99	1Q/00	2Q/00	3Q/00	4Q/00
Scrams	0	0	0	0	0
Indicator value	0	0	0	0	0

Licensee Comments: none

### Unplanned Power Changes per 7000 Critical Hrs



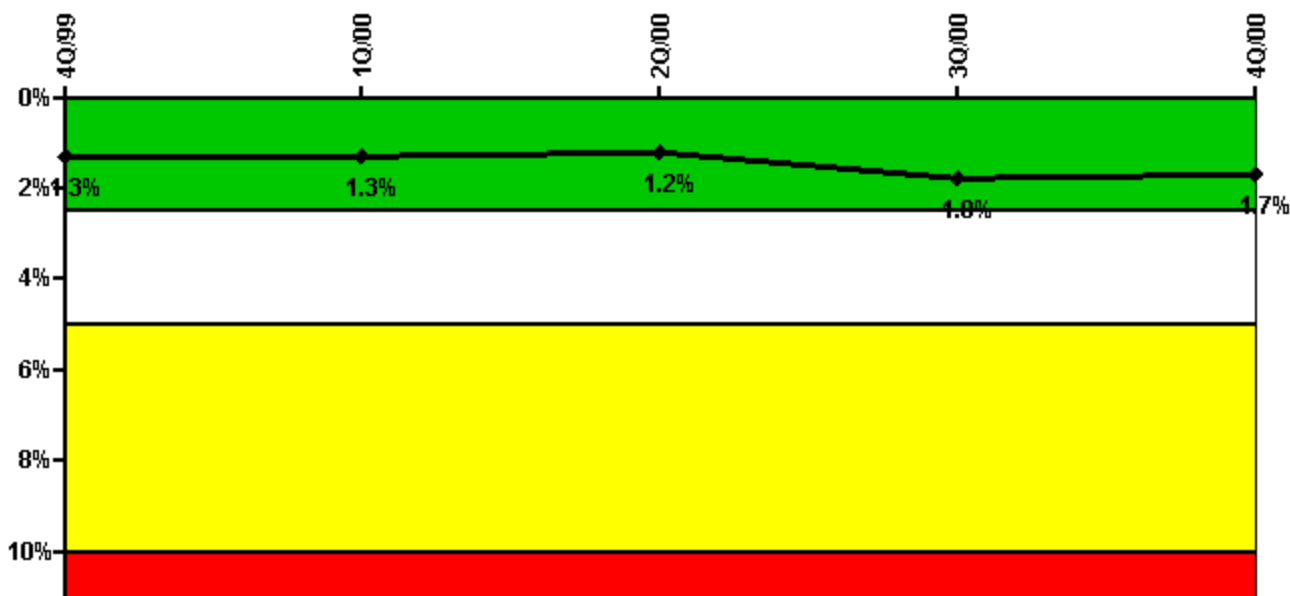
Thresholds: White > 6.0

#### Notes

Unplanned Power Changes per 7000 Critical Hrs	4Q/99	1Q/00	2Q/00	3Q/00	4Q/00
Unplanned power changes	0	0	1.0	0	0
Critical hours	2182.8	1542.3	2183.0	2208.0	2209.0
<b>Indicator value</b>	<b>0</b>	<b>0</b>	<b>0.9</b>	<b>0.9</b>	<b>0.9</b>

Licensee Comments: none

### Safety System Unavailability, Emergency AC Power



Thresholds: White > 2.5% Yellow > 5.0% Red > 10.0%

#### Notes

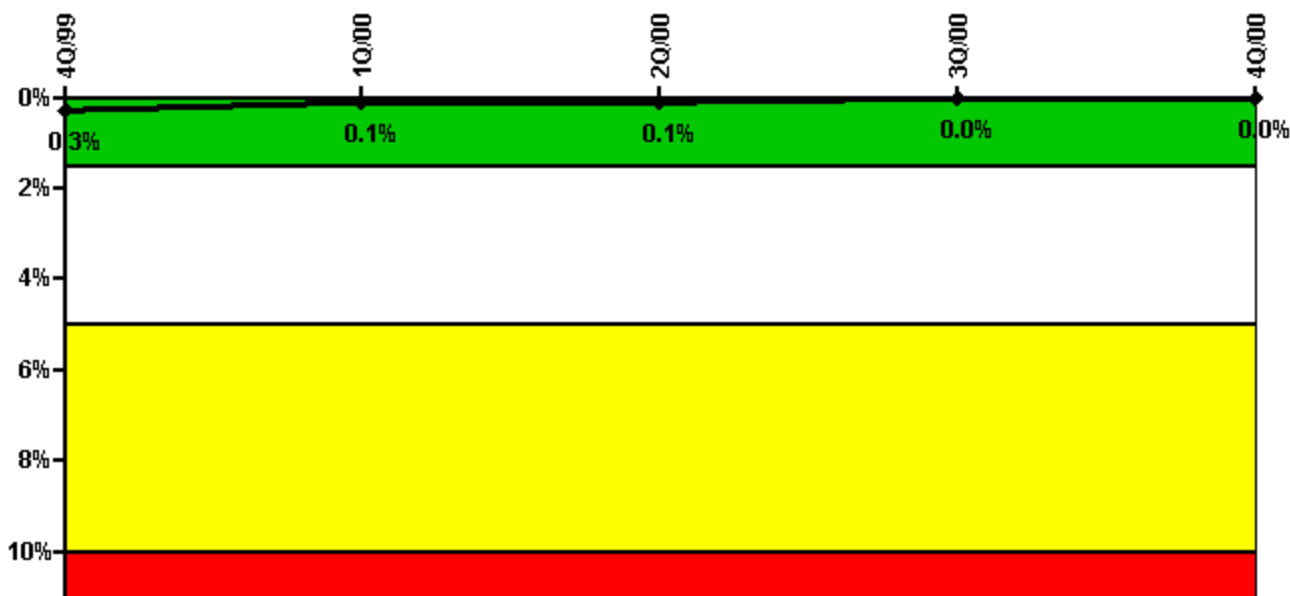
Safety System Unavailability, Emergency AC Power	4Q/99	1Q/00	2Q/00	3Q/00	4Q/00
<b>Train 1</b>					
Planned unavailable hours	0	0	2.50	2.80	4.00
Unplanned unavailable hours	0	17.00	0	51.10	0
Fault exposure hours	0	0	0	0	0
Effective Reset hours	0	0	0	0	0
Required hours	2209.00	1894.00	2183.00	2208.00	2209.00
<b>Train 2</b>					
Planned unavailable hours	19.80	0	3.60	2.40	3.20
Unplanned unavailable hours	0	0	0	34.20	0
Fault exposure hours	0	0	0	268.70	0
Effective Reset hours	0	0	0	0	0
Required hours	2209.00	1894.00	2183.00	2208.00	2209.00
<b>Indicator value</b>	<b>1.3%</b>	<b>1.3%</b>	<b>1.2%</b>	<b>1.8%</b>	<b>1.7%</b>

Licensee Comments:

1Q/00: Planned unavailability hours changed per FAQ 258

4Q/99: Planned unavailability hours changed per FAQ 258

### Safety System Unavailability, High Pressure Injection System (HPSI)



Thresholds: White > 1.5% Yellow > 5.0% Red > 10.0%

#### Notes

Safety System Unavailability, High Pressure Injection System (HPSI)	4Q/99	1Q/00	2Q/00	3Q/00	4Q/00
<b>Train 1</b>					
Planned unavailable hours	1.40	1.30	0	0	0
Unplanned unavailable hours	0	0	0	0	0
Fault exposure hours	0	0	0	0	0
Effective Reset hours	0	0	0	0	0
Required hours	2209.00	1581.40	2183.00	2208.00	2209.00
<b>Train 2</b>					
Planned unavailable hours	1.00	1.30	0	0	0
Unplanned unavailable hours	0	0	0	0	0
Fault exposure hours	0	0	0	0	0
Effective Reset hours	0	0	0	0	0
Required hours	2209.00	1581.40	2183.00	2208.00	2209.00
<b>Indicator value</b>	<b>0.3%</b>	<b>0.1%</b>	<b>0.1%</b>	<b>0%</b>	<b>0%</b>

Licensee Comments: none

### Safety System Unavailability, Heat Removal System (AFW)



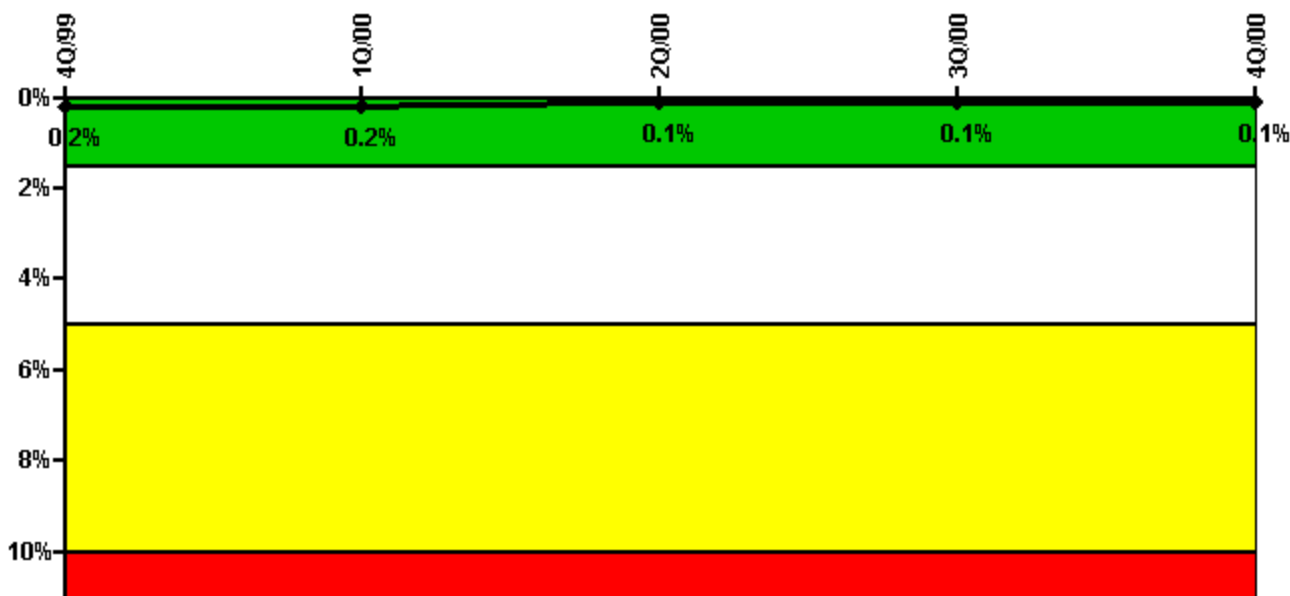
Thresholds: White > 2.0% Yellow > 6.0% Red > 12.0%

#### Notes

Safety System Unavailability, Heat Removal System (AFW)	4Q/99	1Q/00	2Q/00	3Q/00	4Q/00
<b>Train 1</b>					
Planned unavailable hours	0.50	19.20	5.60	0.40	0
Unplanned unavailable hours	0	0	10.40	1.30	0
Fault exposure hours	0	0	0	82.00	0
Effective Reset hours	0	0	0	0	0
Required hours	2209.00	1581.40	2183.00	2208.00	2209.00
<b>Train 2</b>					
Planned unavailable hours	0.53	12.20	0	0.50	0
Unplanned unavailable hours	0	12.25	10.90	0	3.50
Fault exposure hours	0	0.25	0	0	0
Effective Reset hours	0	0	0	0	0
Required hours	2209.00	1581.40	2183.00	2208.00	2209.00
<b>Indicator value</b>	<b>0.6%</b>	<b>0.6%</b>	<b>0.6%</b>	<b>0.6%</b>	<b>0.6%</b>

Licensee Comments: none

### Safety System Unavailability, Residual Heat Removal System



Thresholds: White > 1.5% Yellow > 5.0% Red > 10.0%

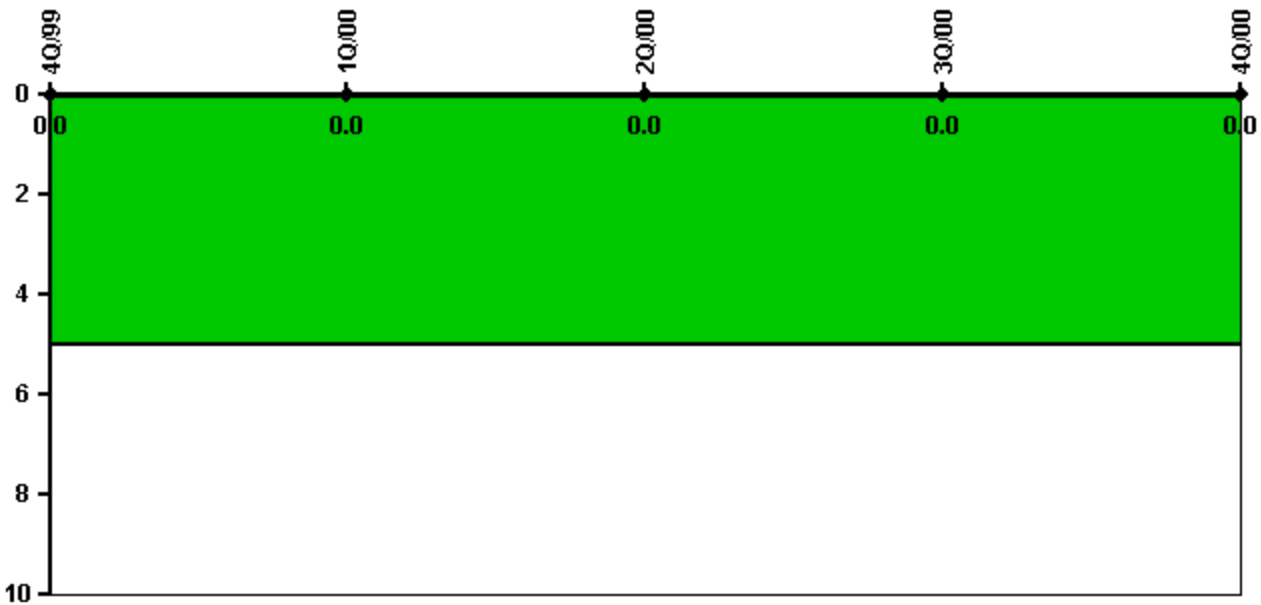
#### Notes

Safety System Unavailability, Residual Heat Removal System	4Q/99	1Q/00	2Q/00	3Q/00	4Q/00
<b>Train 1</b>					
Planned unavailable hours	0.50	0.50	15.00	3.40	1.92
Unplanned unavailable hours	0	0	0	0	0
Fault exposure hours	0	0	0	0	0
Effective Reset hours	0	0	0	0	0
Required hours	2209.00	1932.40	2183.00	2208.00	2209.00
<b>Train 2</b>					
Planned unavailable hours	5.50	0.50	0.40	17.90	1.75
Unplanned unavailable hours	0	0	0	0	0
Fault exposure hours	0	0	0	0	0
Effective Reset hours	0	0	0	0	0
Required hours	2209.00	1932.40	2183.00	2208.00	2209.00
<b>Indicator value</b>	<b>0.2%</b>	<b>0.2%</b>	<b>0.1%</b>	<b>0.1%</b>	<b>0.1%</b>

Licensee Comments:

1Q/00: Hours train required for service corrected to show full quarter data

### Safety System Functional Failures (PWR)



Thresholds: White > 5.0

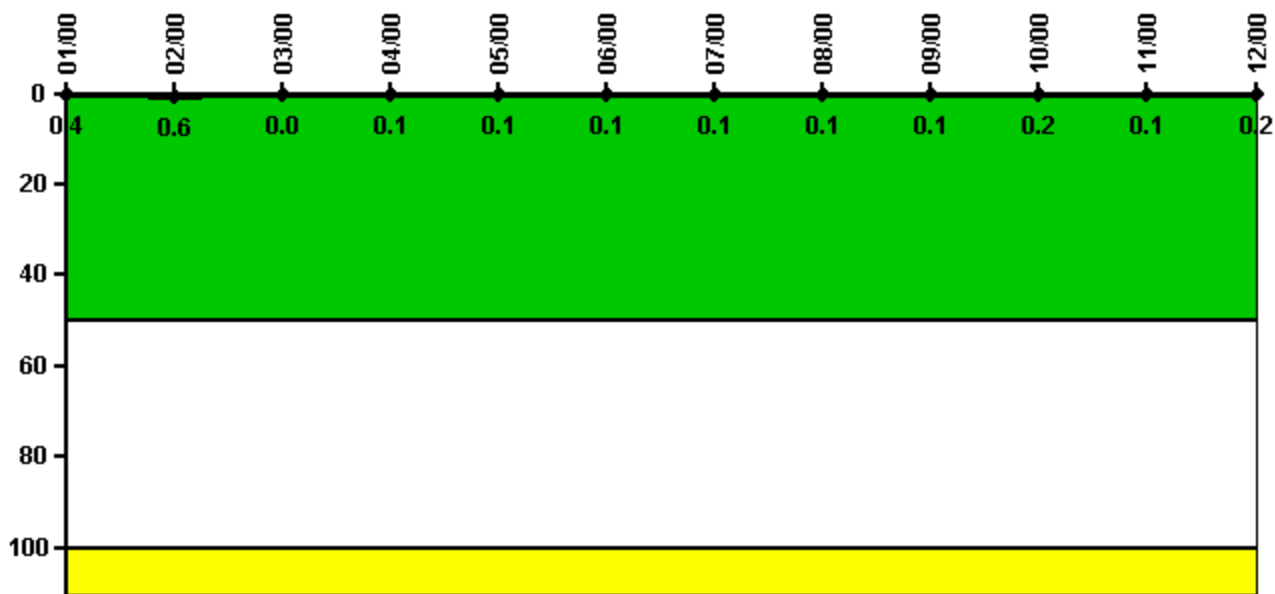
#### Notes

Safety System Functional Failures (PWR)	4Q/99	1Q/00	2Q/00	3Q/00	4Q/00
Safety System Functional Failures	0	0	0	0	0
Indicator value	0	0	0	0	0

Licensee Comments: none



### Reactor Coolant System Activity



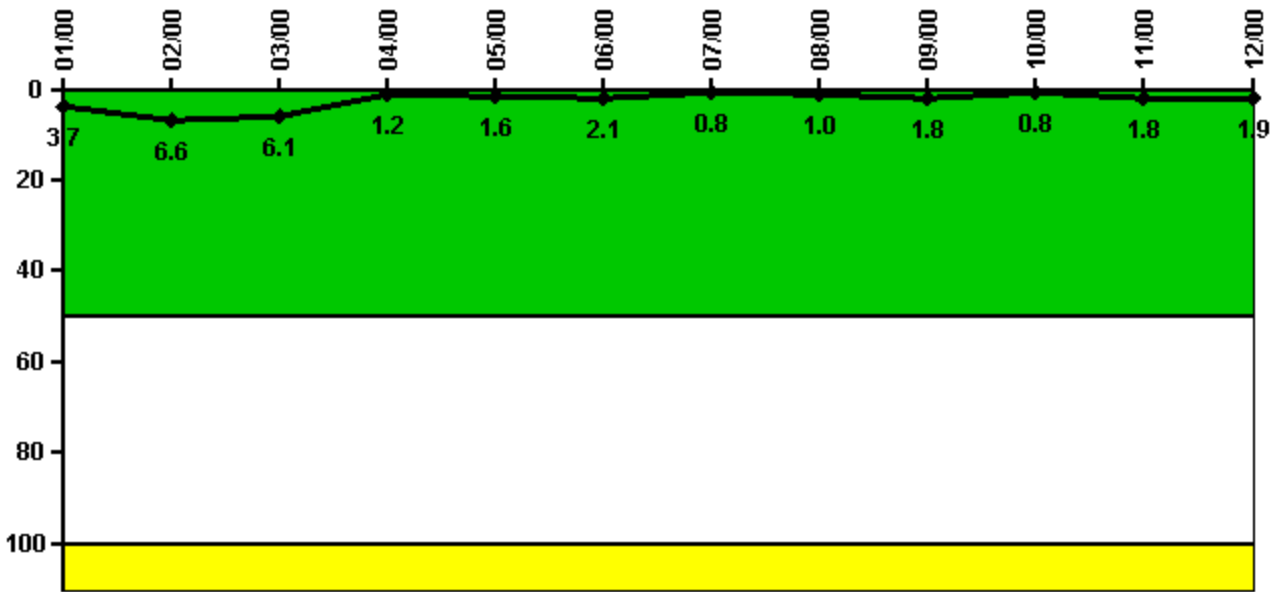
Thresholds: White > 50.0 Yellow > 100.0

#### Notes

Reactor Coolant System Activity	1/00	2/00	3/00	4/00	5/00	6/00	7/00	8/00	9/00	10/00	11/00	12/00
Maximum activity	0.003800	0.006490	0.000448	0.000987	0.000968	0.001060	0.001150	0.001150	0.001260	0.001500	0.001250	0.001550
Technical specification limit	1.0	1.0	1.0	1.0	1.0	1.0	1.0	1.0	1.0	1.0	1.0	1.0
Indicator value	0.4	0.6	0	0.1	0.1	0.1	0.1	0.1	0.1	0.2	0.1	0.2

Licensee Comments: none

### Reactor Coolant System Leakage



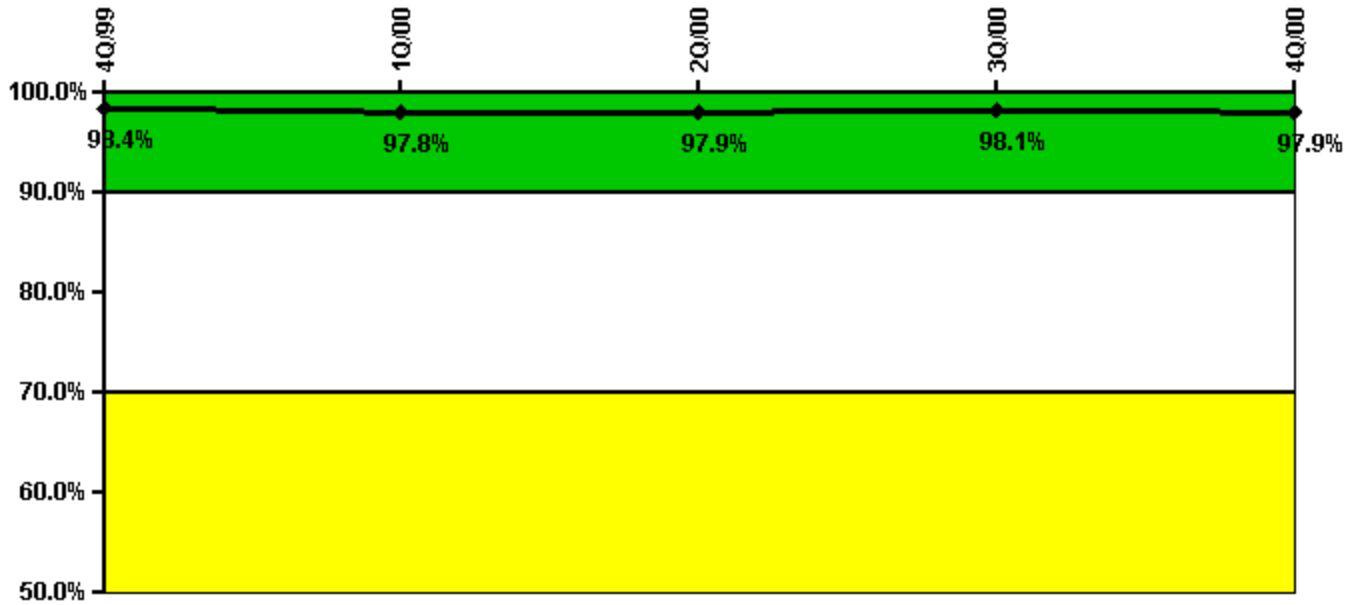
Thresholds: White > 50.0 Yellow > 100.0

#### Notes

Reactor Coolant System Leakage	1/00	2/00	3/00	4/00	5/00	6/00	7/00	8/00	9/00	10/00	11/00	12/00
Maximum leakage	0.370	0.660	0.610	0.120	0.160	0.210	0.080	0.100	0.180	0.080	0.180	0.190
Technical specification limit	10.0	10.0	10.0	10.0	10.0	10.0	10.0	10.0	10.0	10.0	10.0	10.0
Indicator value	3.7	6.6	6.1	1.2	1.6	2.1	0.8	1.0	1.8	0.8	1.8	1.9

Licensee Comments: none

### Drill/Exercise Performance



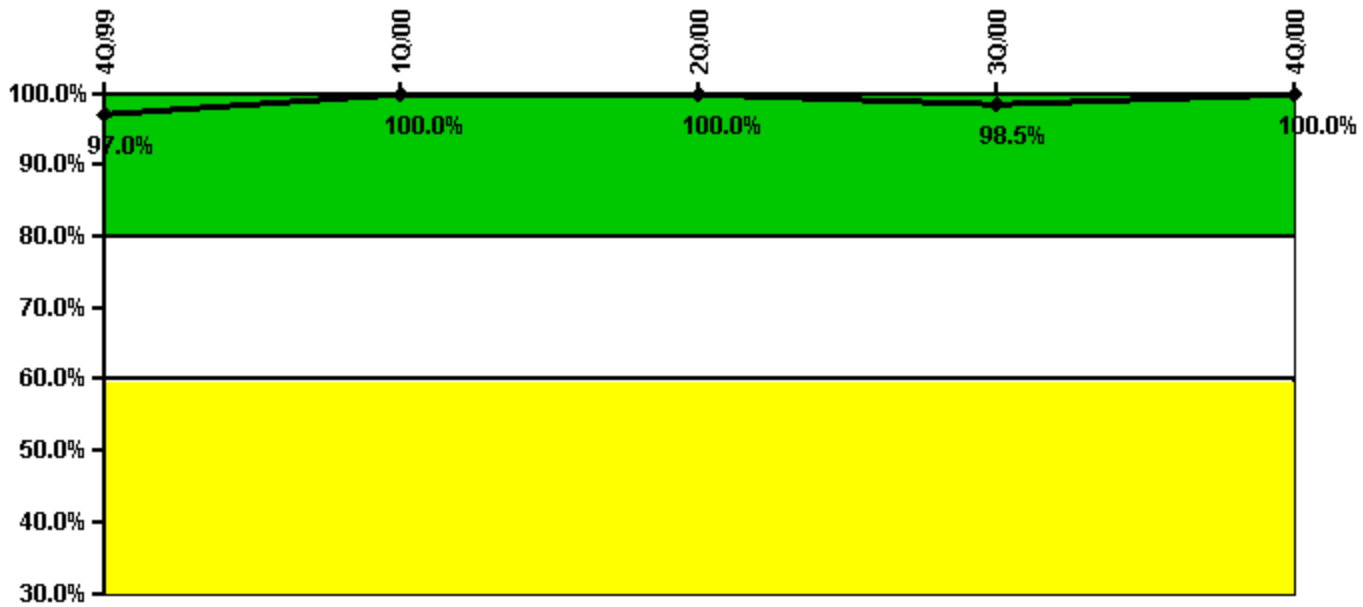
Thresholds: White < 90.0% Yellow < 70.0%

#### Notes

Drill/Exercise Performance	4Q/99	1Q/00	2Q/00	3Q/00	4Q/00
Successful opportunities	104.0	58.0	58.0	51.0	10.0
Total opportunities	106.0	63.0	58.0	51.0	10.0
Indicator value	98.4%	97.8%	97.9%	98.1%	97.9%

Licensee Comments: none

### ERO Drill Participation



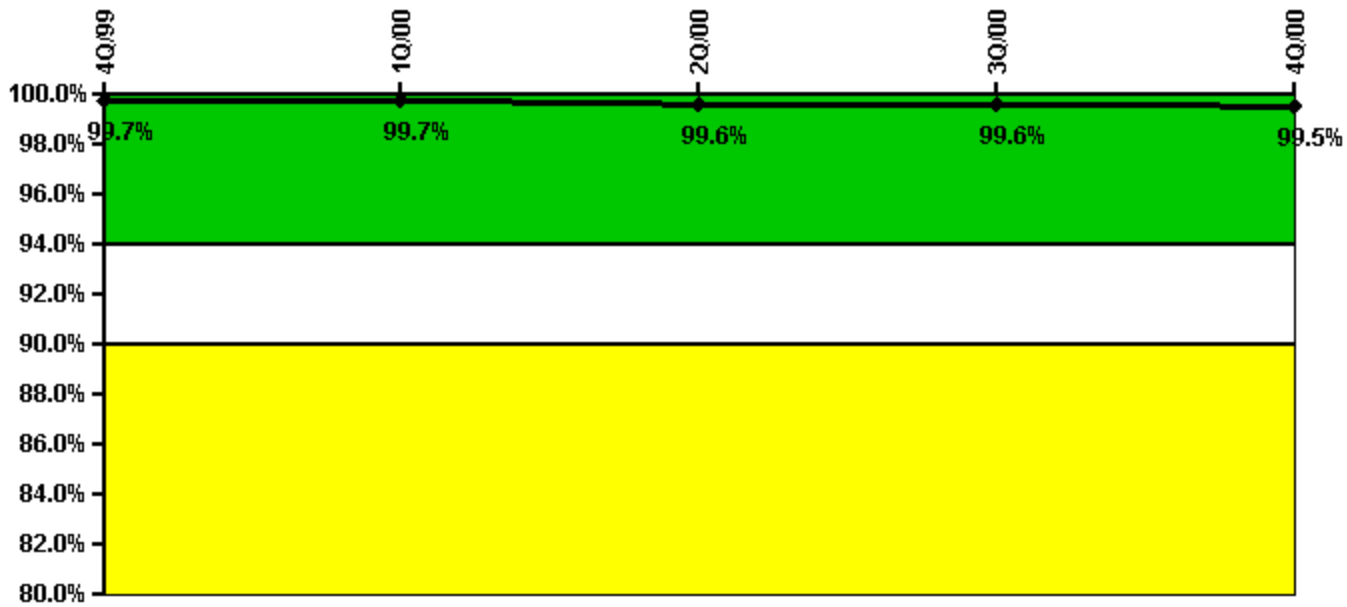
Thresholds: White < 80.0% Yellow < 60.0%

#### Notes

ERO Drill Participation	4Q/99	1Q/00	2Q/00	3Q/00	4Q/00
Participating Key personnel	64.0	70.0	70.0	66.0	66.0
Total Key personnel	66.0	70.0	70.0	67.0	66.0
Indicator value	97.0%	100.0%	100.0%	98.5%	100.0%

Licensee Comments: none

### Alert & Notification System



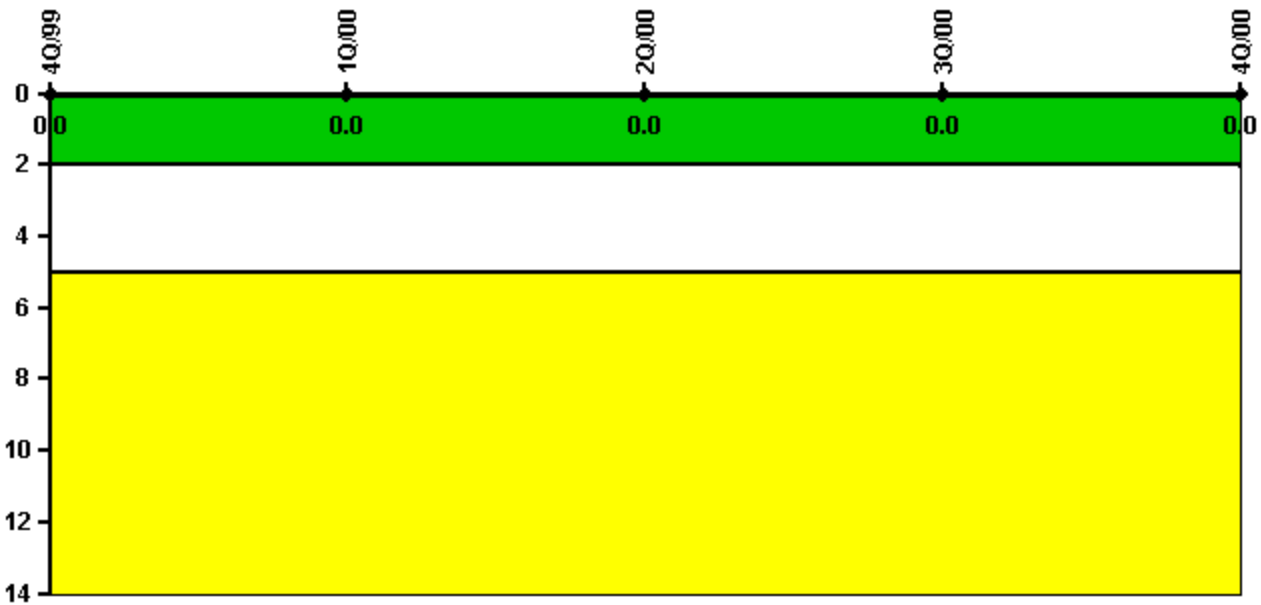
Thresholds: White < 94.0% Yellow < 90.0%

#### Notes

Alert & Notification System	4Q/99	1Q/00	2Q/00	3Q/00	4Q/00
Successful siren-tests	328	328	327	328	327
Total sirens-tests	329	329	329	329	329
Indicator value	99.7%	99.7%	99.6%	99.6%	99.5%

Licensee Comments: none

### Occupational Exposure Control Effectiveness



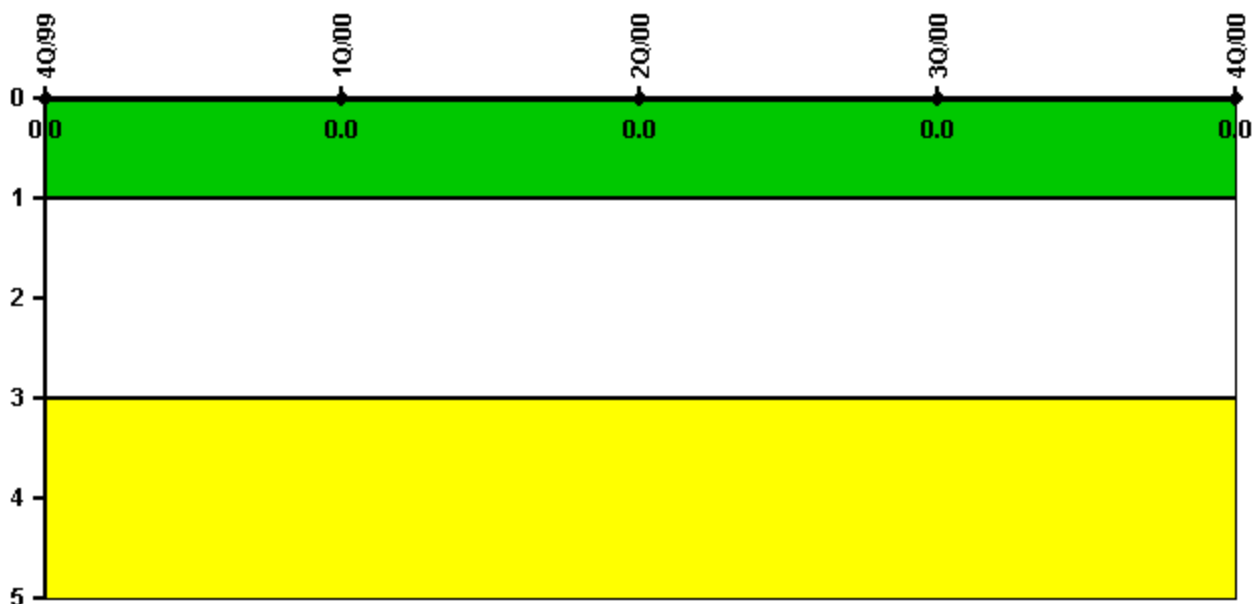
Thresholds: White > 2.0 Yellow > 5.0

#### Notes

Occupational Exposure Control Effectiveness	4Q/99	1Q/00	2Q/00	3Q/00	4Q/00
High radiation area occurrences	0	0	0	0	0
Very high radiation area occurrences	0	0	0	0	0
Unintended exposure occurrences	0	0	0	0	0
<b>Indicator value</b>	<b>0</b>	<b>0</b>	<b>0</b>	<b>0</b>	<b>0</b>

Licensee Comments: none

### RETS/ODCM Radiological Effluent



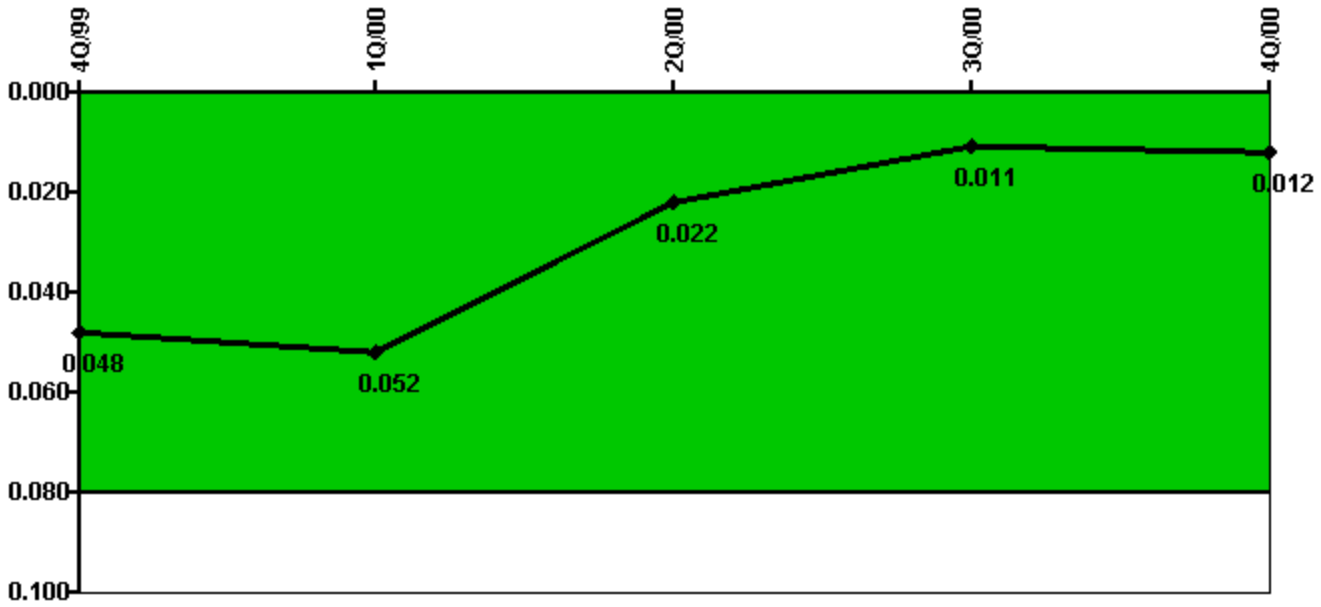
Thresholds: White > 1.0 Yellow > 3.0

#### Notes

RETS/ODCM Radiological Effluent	4Q/99	1Q/00	2Q/00	3Q/00	4Q/00
RETS/ODCM occurrences	0	0	0	0	0
Indicator value	0	0	0	0	0

Licensee Comments: none

### Protected Area Security Performance Index



Thresholds: White > 0.080

#### Notes

Protected Area Security Performance Index	4Q/99	1Q/00	2Q/00	3Q/00	4Q/00
IDS compensatory hours	90.40	169.50	34.20	82.50	79.90
CCTV compensatory hours	0	0	0	5.4	28.9
IDS normalization factor	1.95	1.95	1.95	1.95	1.95
CCTV normalization factor	2.2	2.2	2.2	2.2	2.2
<b>Index Value</b>	<b>0.048</b>	<b>0.052</b>	<b>0.022</b>	<b>0.011</b>	<b>0.012</b>

Licensee Comments:

3Q/00: IDS hours revised to reflect first officer posted

2Q/00: IDS hours revised to reflect first officer posted



### Personnel Screening Program



Thresholds: White > 2.0 Yellow > 5.0

#### Notes

Personnel Screening Program	4Q/99	1Q/00	2Q/00	3Q/00	4Q/00
Program failures	0	0	0	0	0
Indicator value	0	0	0	0	0

Licensee Comments: none

### FFD/Personnel Reliability



Thresholds: White > 2.0 Yellow > 5.0

#### Notes

FFD/Personnel Reliability	4Q/99	1Q/00	2Q/00	3Q/00	4Q/00
Program Failures	0	0	0	0	0
Indicator value	0	0	0	0	0

Licensee Comments: none

▲ [PI Summary](#) | [Inspection Findings Summary](#) | [Action Matrix Summary](#) | [Reactor Oversight Process](#)

Last Modified: March 28, 2002