

### Three Mile Island 1

#### 4Q/2000 Performance Indicators

Licensee's General Comments: none

#### Unplanned Scrams per 7000 Critical Hrs



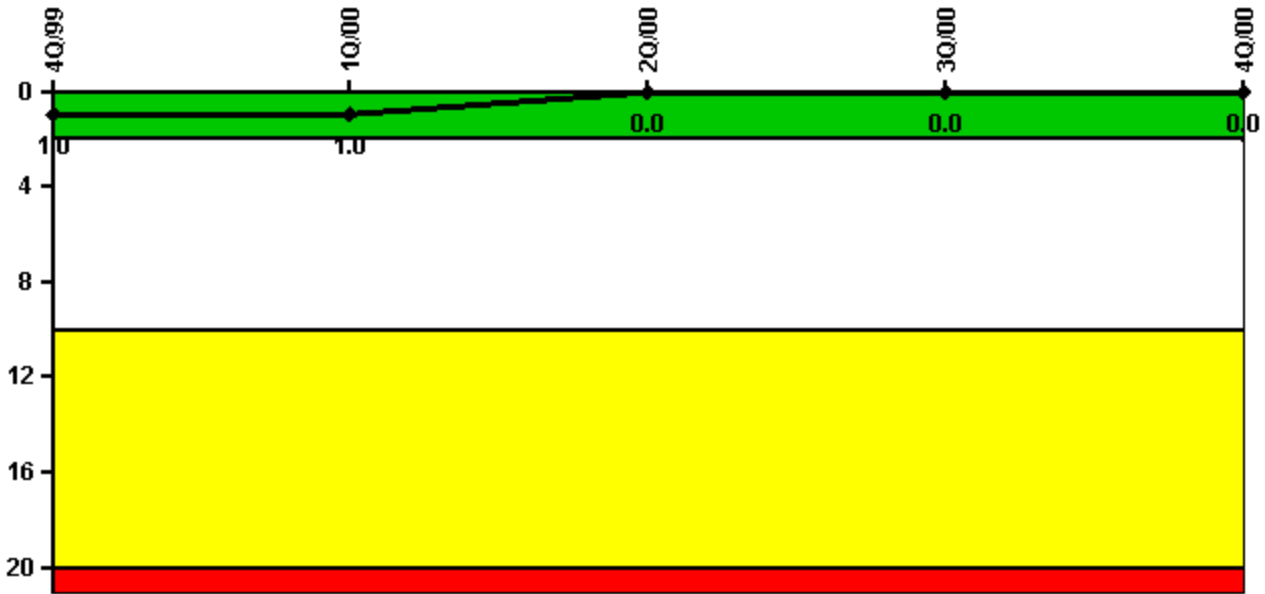
Thresholds: White > 3.0 Yellow > 6.0 Red > 25.0

#### Notes

Unplanned Scrams per 7000 Critical Hrs	4Q/99	1Q/00	2Q/00	3Q/00	4Q/00
Unplanned scrams	0	0	0	0	0
Critical hours	1785.0	2184.0	2183.0	2208.0	2209.0
Indicator value	0	0	0	0	0

Licensee Comments: none

### Scrams with Loss of Normal Heat Removal



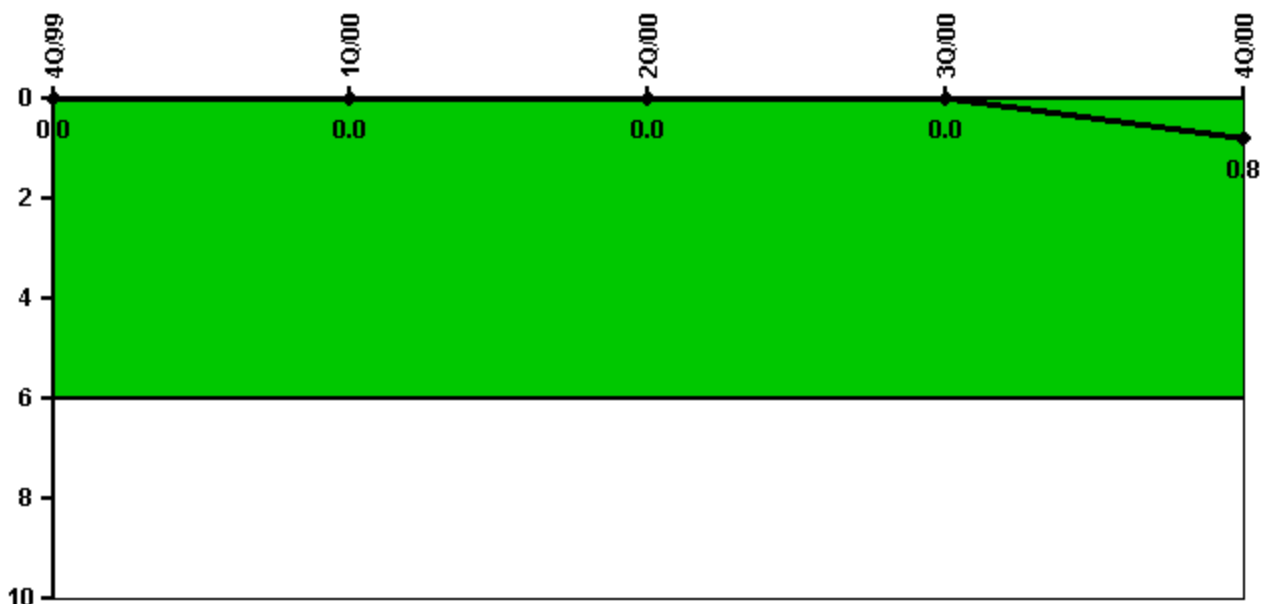
Thresholds: White > 2.0 Yellow > 10.0 Red > 20.0

#### Notes

Scrams with Loss of Normal Heat Removal	4Q/99	1Q/00	2Q/00	3Q/00	4Q/00
Scrams	0	0	0	0	0
Indicator value	1.0	1.0	0	0	0

Licensee Comments: none

### Unplanned Power Changes per 7000 Critical Hrs



Thresholds: White > 6.0

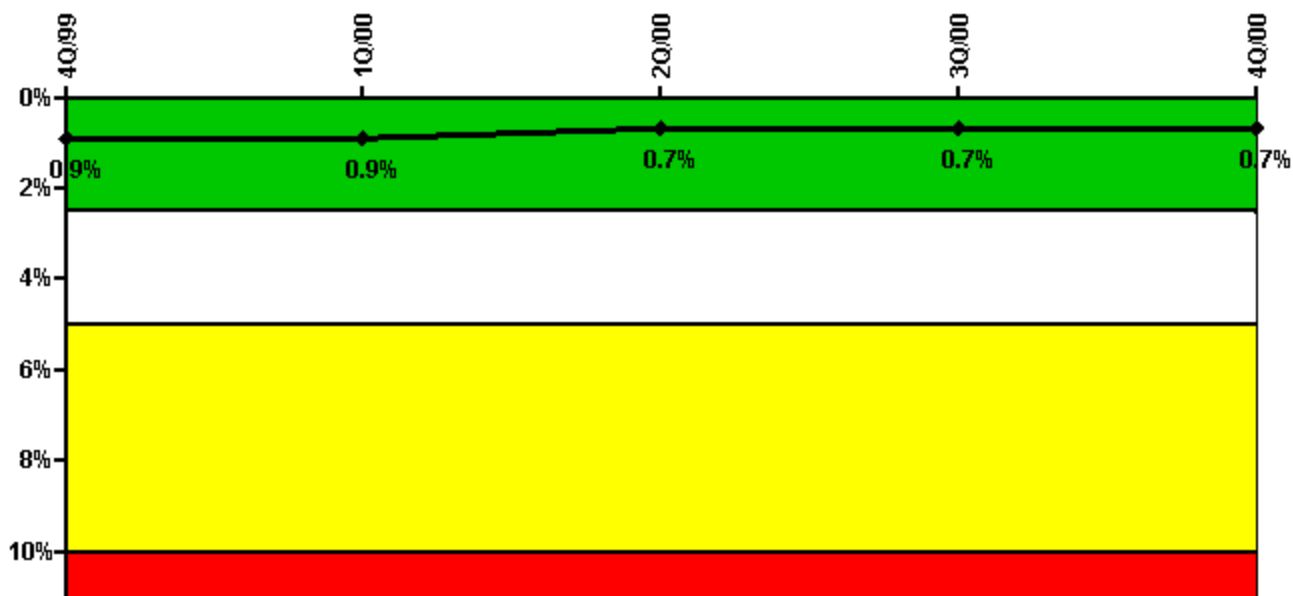
#### Notes

Unplanned Power Changes per 7000 Critical Hrs	4Q/99	1Q/00	2Q/00	3Q/00	4Q/00
Unplanned power changes	0	0	0	0	1.0
Critical hours	1785.0	2184.0	2183.0	2208.0	2209.0
<b>Indicator value</b>	<b>0</b>	<b>0</b>	<b>0</b>	<b>0</b>	<b>0.8</b>

Licensee Comments:

4Q/00: On 11/3/2000, a runback to 65% power occurred following an unplanned trip of a main feedwater pump during monthly operational checks of its overspeed trip device.

### Safety System Unavailability, Emergency AC Power



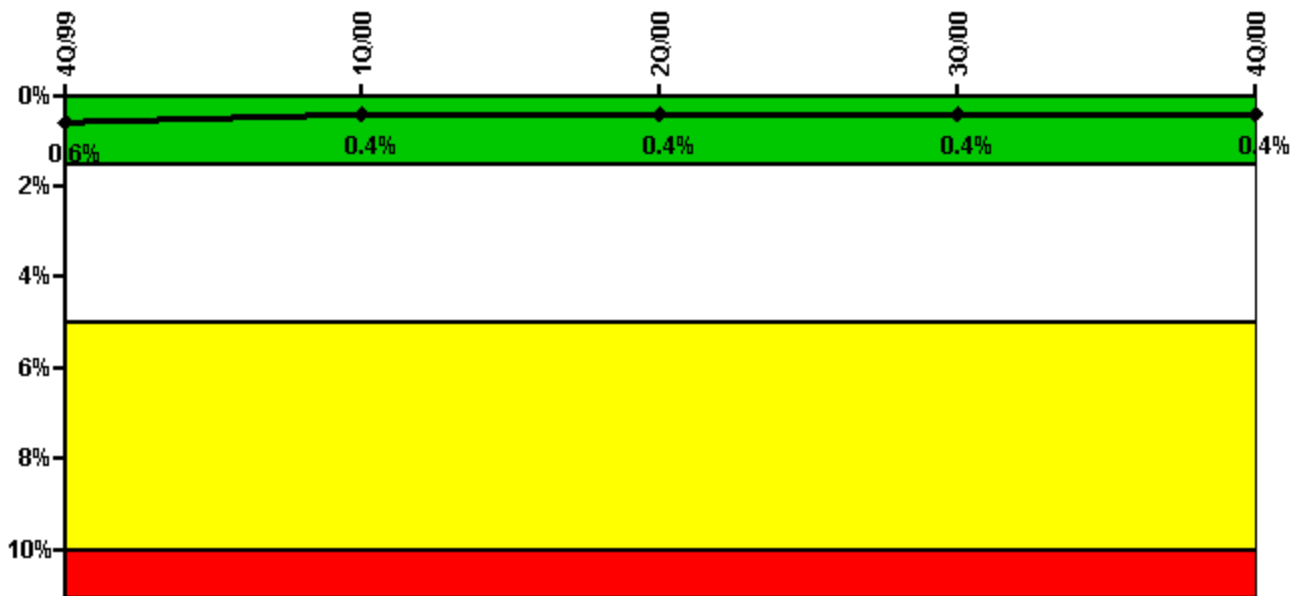
Thresholds: White > 2.5% Yellow > 5.0% Red > 10.0%

#### Notes

Safety System Unavailability, Emergency AC Power	4Q/99	1Q/00	2Q/00	3Q/00	4Q/00
<b>Train 1</b>					
Planned unavailable hours	12.66	8.82	13.10	8.05	11.58
Unplanned unavailable hours	0	0	2.33	8.32	15.68
Fault exposure hours	0	0	0	0	0
Effective Reset hours	0	0	0	0	0
Required hours	2208.00	2184.00	2183.00	2208.00	2209.00
<b>Train 2</b>					
Planned unavailable hours	11.34	8.20	6.07	15.81	17.00
Unplanned unavailable hours	0	8.60	9.25	0	0
Fault exposure hours	0	0	0	0	0
Effective Reset hours	0	0	0	0	0
Required hours	2208.00	2184.00	2183.00	2208.00	2209.00
<b>Indicator value</b>	<b>0.9%</b>	<b>0.9%</b>	<b>0.7%</b>	<b>0.7%</b>	<b>0.7%</b>

Licensee Comments: none

### Safety System Unavailability, High Pressure Injection System (HPSI)



Thresholds: White > 1.5% Yellow > 5.0% Red > 10.0%

#### Notes

Safety System Unavailability, High Pressure Injection System (HPSI)	4Q/99	1Q/00	2Q/00	3Q/00	4Q/00
<b>Train 1</b>					
Planned unavailable hours	0.77	0	0	0.07	0.89
Unplanned unavailable hours	0	0	0	0	0
Fault exposure hours	0	0	0	0	0
Effective Reset hours	0	0	0	0	0
Required hours	1785.40	2184.00	2183.00	2208.00	2209.00
<b>Train 2</b>					
Planned unavailable hours	0.40	0.40	0.14	43.55	0
Unplanned unavailable hours	0	0	0	0	0
Fault exposure hours	0	0	0	0	0
Effective Reset hours	0	0	0	0	0
Required hours	1785.40	2184.00	2183.00	2208.00	2209.00
<b>Indicator value</b>	<b>0.6%</b>	<b>0.4%</b>	<b>0.4%</b>	<b>0.4%</b>	<b>0.4%</b>

Licensee Comments: none

### Safety System Unavailability, Heat Removal System (AFW)



Thresholds: White > 2.0% Yellow > 6.0% Red > 12.0%

**Notes**

Safety System Unavailability, Heat Removal System (AFW)	4Q/99	1Q/00	2Q/00	3Q/00	4Q/00
<b>Train 1</b>					
Planned unavailable hours	4.20	4.37	3.55	6.73	7.58
Unplanned unavailable hours	0	0	0	0	0
Fault exposure hours	0	0	0	0	0
Effective Reset hours	0	0	0	0	0
Required hours	1785.40	2184.00	2183.00	2208.00	2209.00
<b>Train 2</b>					
Planned unavailable hours	1.45	1.95	1.67	19.92	3.40
Unplanned unavailable hours	0	0	0	0	0
Fault exposure hours	0	0	0	0	0
Effective Reset hours	0	0	0	0	0
Required hours	1785.40	2184.00	2183.00	2208.00	2209.00
<b>Train 3</b>					
Planned unavailable hours	1.07	1.44	1.23	1.94	2.08
Unplanned unavailable hours	0	0	0	0	0
Fault exposure hours	0	0	0	0	0
Effective Reset hours	0	0	0	0	524.55
Required hours	1785.40	2184.00	2183.00	2208.00	2209.00
<b>Indicator value</b>	<b>1.0%</b>	<b>1.0%</b>	<b>1.0%</b>	<b>1.0%</b>	<b>0.3%</b>

Licensee Comments:

3Q/00: NOTE: With this 3rd Qtr 2000 submittal, the 3rd Qtr Change Report reflects that all historical data from the 1st Qtr. 1997 through the 1st Qtr 2000 for planned unavailability hours on all three trains of EFW have been revised to reflect the more stringent criteria of NEI 99-02. Prior data gathered on a best effort basis relied upon WANO/INPO allowances for manual operator actions which are no longer being credited for NRC reporting. The PI remains GREEN.

3Q/00: NOTE: With this 3rd Qtr 2000 submittal, the 3rd Qtr Change Report reflects that all historical data from the 1st Qtr. 1997 through the

1st Qtr 2000 for planned unavailability hours on all three trains of EFW have been revised to reflect the more stringent criteria of NEI 99-02. Prior data gathered on a best effort basis relied upon WANO/INPO allowances for manual operator actions which are no longer being credited for NRC reporting. The PI remains GREEN.

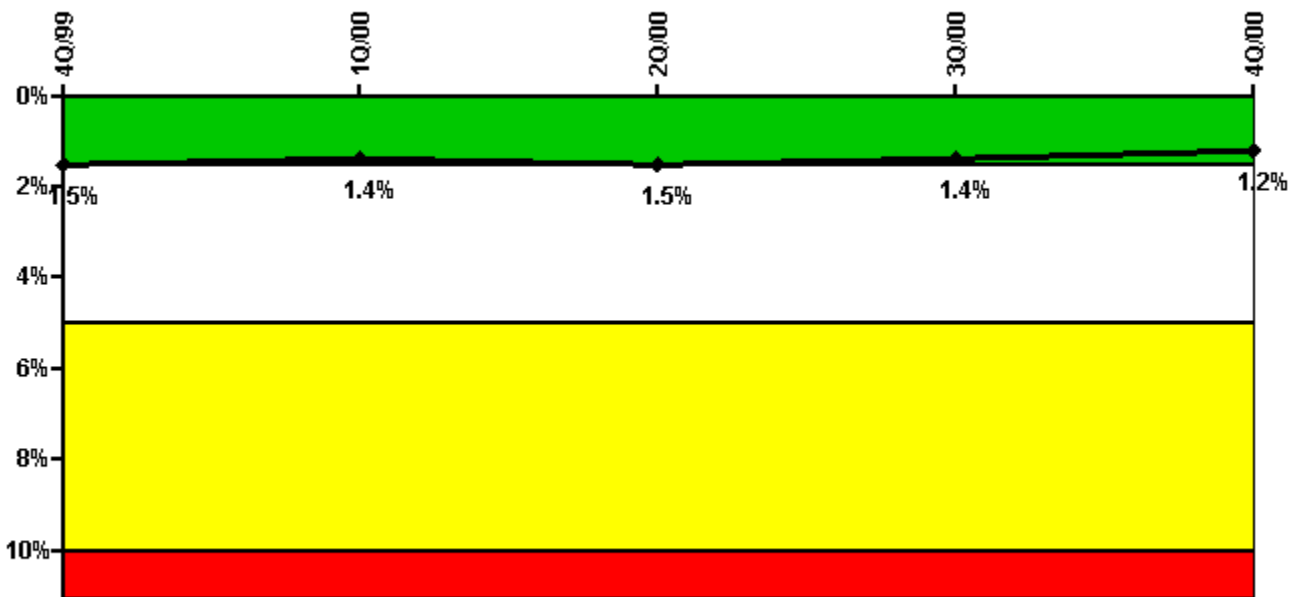
2Q/99: 1/21/2001 - Fault Exposure hrs for Train 3 have been returned to 0 from its original value of 524.55 hrs., pursuant to the three acceptance criteria of the NEI 99-02 guidance document. I.e., fault exposure hours being removed must be greater than 336 hrs., and all corrective actions associated with the event {LER 99-004} have been closed and NRC Inspection Report No. 99-03-01 documenting closure did not result in any new open items requiring follow-up activity. 1/7/02 Restored 524.55 fault exposure hours in accordance with RIS 2001-23.

2Q/99: 1/21/2001 - Fault Exposure hrs for Train 3 have been returned to 0 from its original value of 524.55 hrs., pursuant to the three acceptance criteria of the NEI 99-02 guidance document. I.e., fault exposure hours being removed must be greater than 336 hrs., and all corrective actions associated with the event {LER 99-004} have been closed and NRC Inspection Report No. 99-03-01 documenting closure did not result in any new open items requiring follow-up activity.

Effective Reset Comments:

4Q/00: 1/7/02 - Previously reset hours were reset under the new process

### Safety System Unavailability, Residual Heat Removal System



Thresholds: White > 1.5% Yellow > 5.0% Red > 10.0%

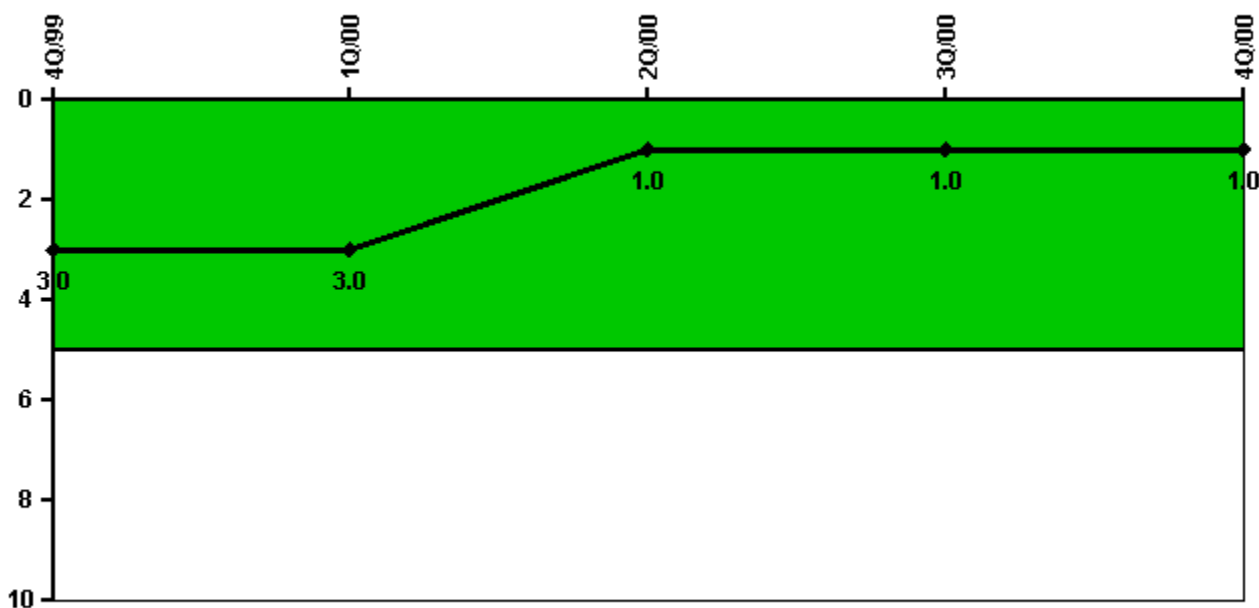
### Notes

Safety System Unavailability, Residual Heat Removal System	4Q/99	1Q/00	2Q/00	3Q/00	4Q/00
<b>Train 1</b>					
Planned unavailable hours	16.48	7.17	65.62	6.54	12.37
Unplanned unavailable hours	0	0	0	0	0
Fault exposure hours	0	0	0	0	0
Effective Reset hours	0	0	0	0	0
Required hours	2208.00	2184.00	2183.00	2208.00	2209.00
<b>Train 2</b>					
Planned unavailable hours	14.99	5.86	18.39	61.92	9.52

Unplanned unavailable hours	0	0	0	0	0
Fault exposure hours	0	0	0	0	0
Effective Reset hours	0	0	0	0	0
Required hours	2208.00	2184.00	2183.00	2208.00	2209.00
Indicator value	1.5%	1.4%	1.5%	1.4%	1.2%

Licensee Comments: none

### Safety System Functional Failures (PWR)



Thresholds: White > 5.0

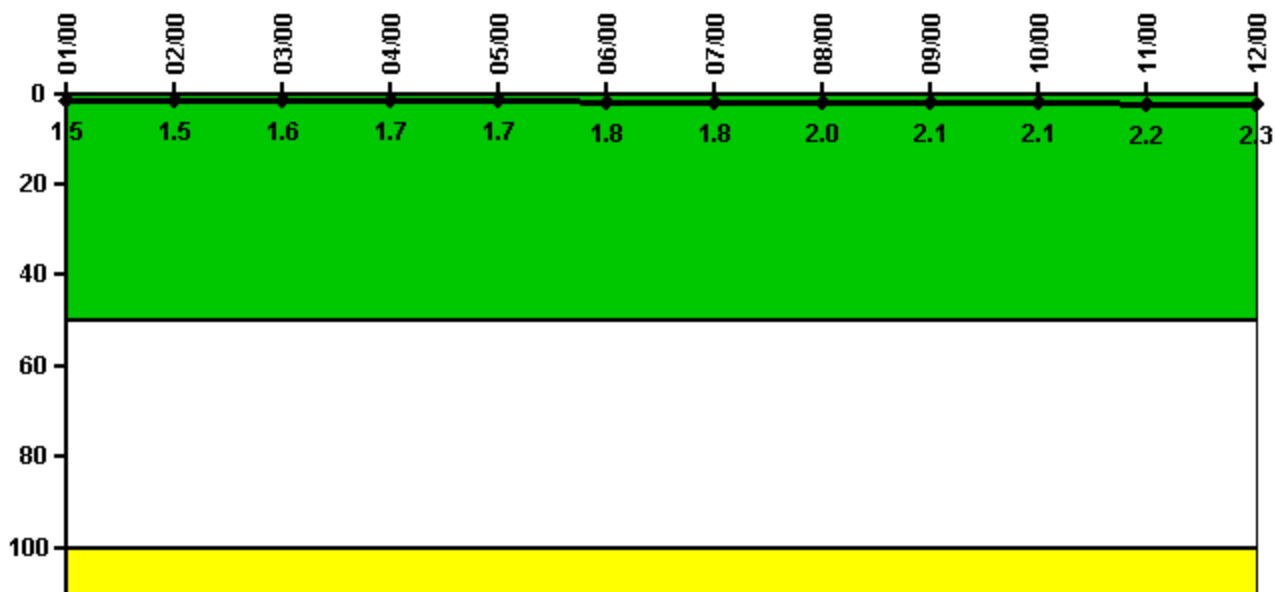
### Notes

Safety System Functional Failures (PWR)	4Q/99	1Q/00	2Q/00	3Q/00	4Q/00
Safety System Functional Failures	0	0	0	1	0
Indicator value	3	3	1	1	1

Licensee Comments: none



### Reactor Coolant System Activity



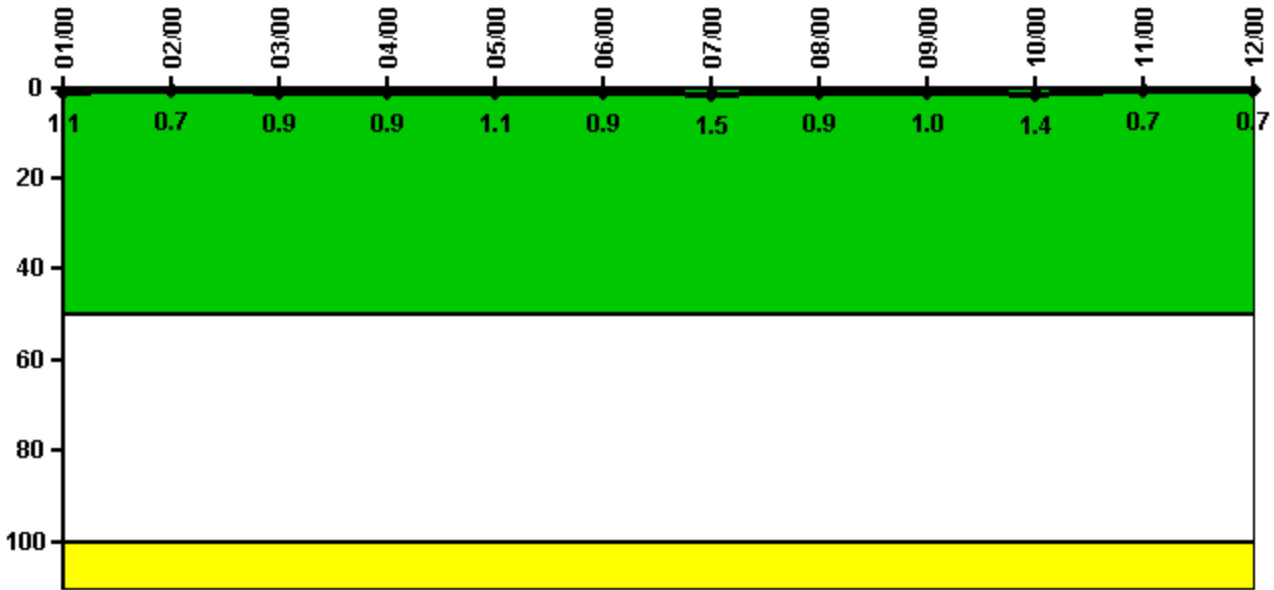
Thresholds: White > 50.0 Yellow > 100.0

#### Notes

Reactor Coolant System Activity	1/00	2/00	3/00	4/00	5/00	6/00	7/00	8/00	9/00	10/00	11/00	12/00
Maximum activity	0.005140	0.005090	0.005470	0.005990	0.005850	0.006170	0.006410	0.007080	0.007410	0.007460	0.007750	0.007890
Technical specification limit	0.4	0.4	0.4	0.4	0.4	0.4	0.4	0.4	0.4	0.4	0.4	0.4
Indicator value	1.5	1.5	1.6	1.7	1.7	1.8	1.8	2.0	2.1	2.1	2.2	2.3

Licensee Comments: none

### Reactor Coolant System Leakage



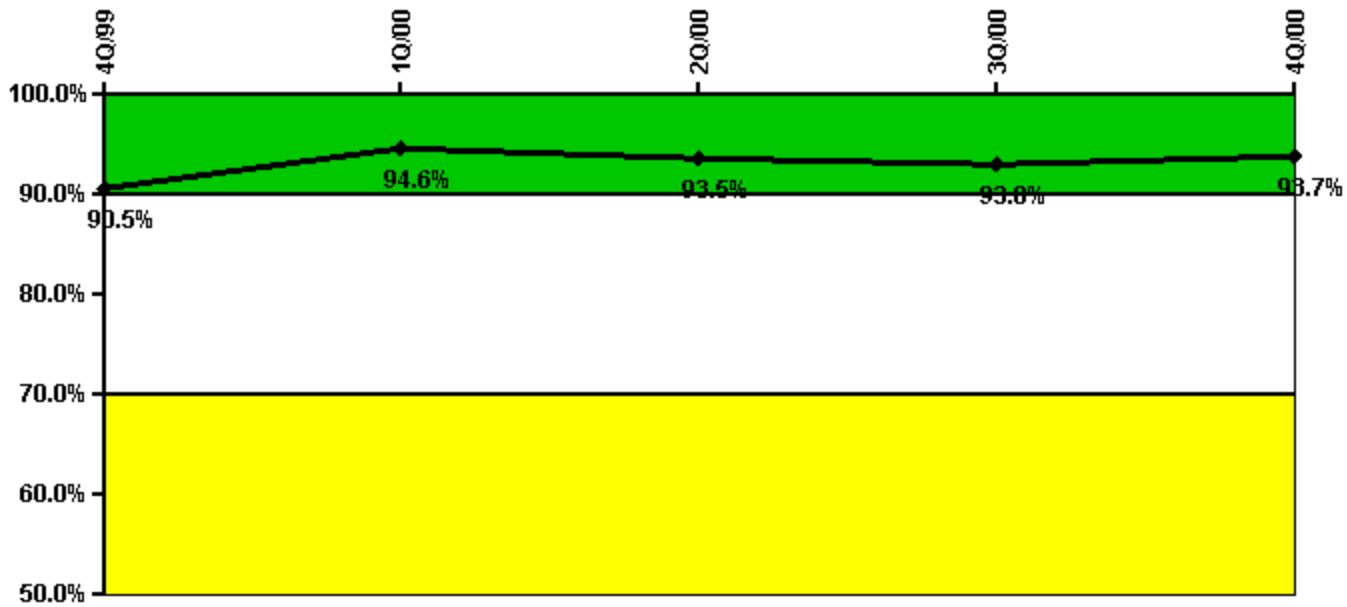
Thresholds: White > 50.0 Yellow > 100.0

#### Notes

Reactor Coolant System Leakage	1/00	2/00	3/00	4/00	5/00	6/00	7/00	8/00	9/00	10/00	11/00	12/00
Maximum leakage	0.105	0.069	0.087	0.086	0.113	0.087	0.147	0.085	0.104	0.141	0.075	0.067
Technical specification limit	10.0	10.0	10.0	10.0	10.0	10.0	10.0	10.0	10.0	10.0	10.0	10.0
Indicator value	1.1	0.7	0.9	0.9	1.1	0.9	1.5	0.9	1.0	1.4	0.7	0.7

Licensee Comments: none

### Drill/Exercise Performance




Thresholds: White < 90.0% Yellow < 70.0%

#### Notes

Drill/Exercise Performance	4Q/99	1Q/00	2Q/00	3Q/00	4Q/00
Successful opportunities	11.0	32.0	38.0	10.0	12.0
Total opportunities	12.0	32.0	41.0	12.0	12.0
Indicator value	90.5%	94.6%	93.5%	93.0%	93.7%

Licensee Comments: none

### ERO Drill Participation



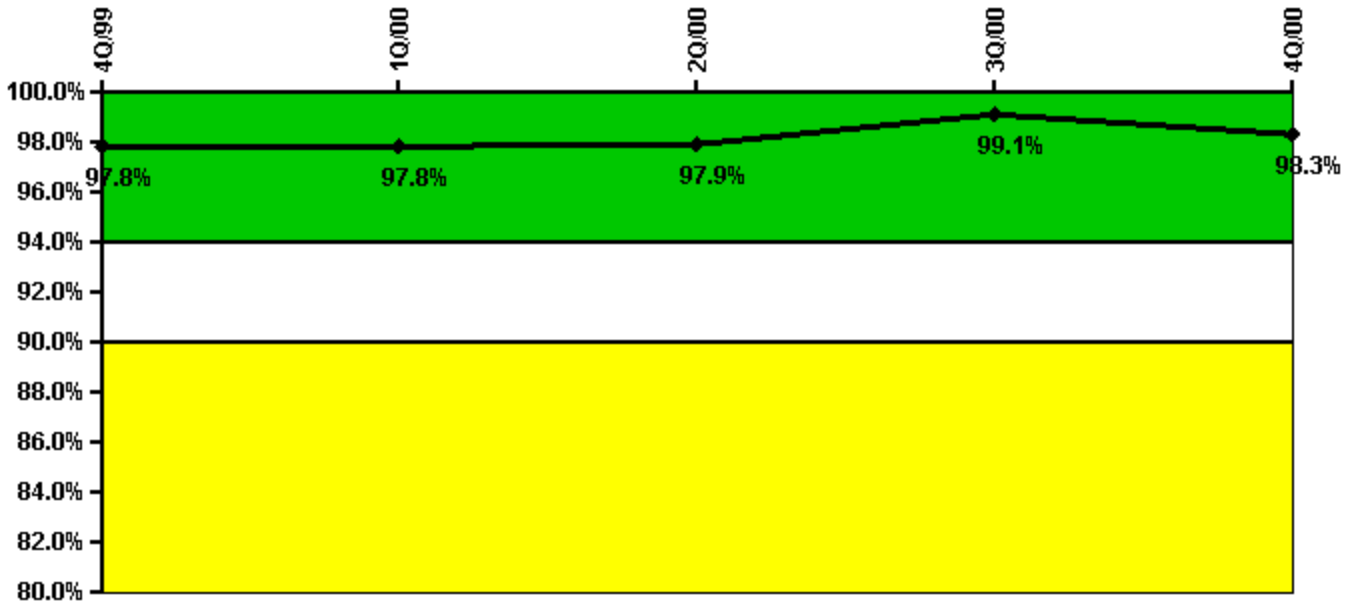
Thresholds: White < 80.0% Yellow < 60.0%

#### Notes

ERO Drill Participation	4Q/99	1Q/00	2Q/00	3Q/00	4Q/00
Participating Key personnel	42.0	48.0	46.0	49.0	48.0
Total Key personnel	46.0	48.0	46.0	49.0	48.0
<b>Indicator value</b>	<b>91.3%</b>	<b>100.0%</b>	<b>100.0%</b>	<b>100.0%</b>	<b>100.0%</b>

Licensee Comments: none

### Alert & Notification System



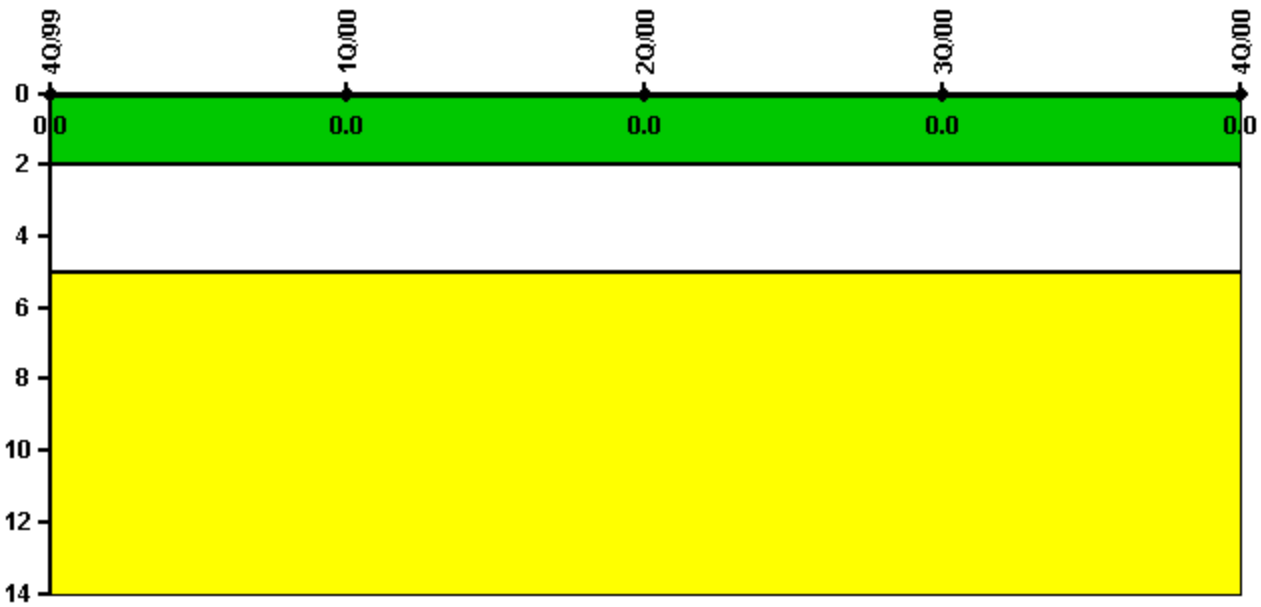
Thresholds: White < 94.0% Yellow < 90.0%

#### Notes

Alert & Notification System	4Q/99	1Q/00	2Q/00	3Q/00	4Q/00
Successful siren-tests	549	628	551	620	686
Total sirens-tests	553	632	553	632	711
Indicator value	97.8%	97.8%	97.9%	99.1%	98.3%

Licensee Comments: none

### Occupational Exposure Control Effectiveness



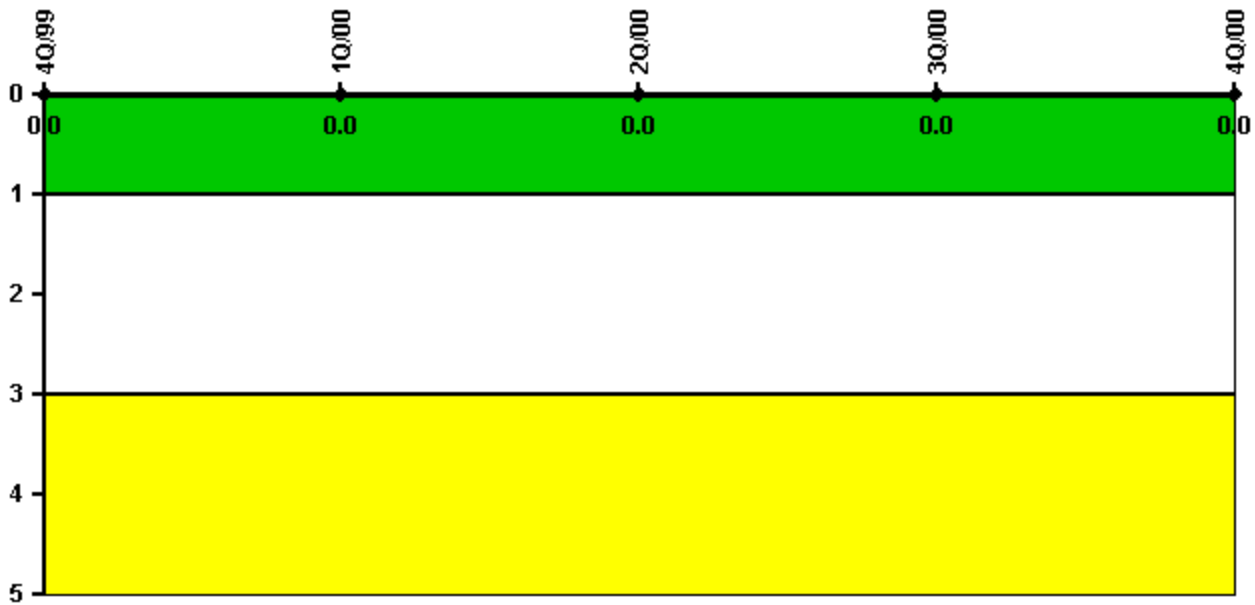
Thresholds: White > 2.0 Yellow > 5.0

#### Notes

Occupational Exposure Control Effectiveness	4Q/99	1Q/00	2Q/00	3Q/00	4Q/00
High radiation area occurrences	0	0	0	0	0
Very high radiation area occurrences	0	0	0	0	0
Unintended exposure occurrences	0	0	0	0	0
<b>Indicator value</b>	<b>0</b>	<b>0</b>	<b>0</b>	<b>0</b>	<b>0</b>

Licensee Comments: none

### RETS/ODCM Radiological Effluent



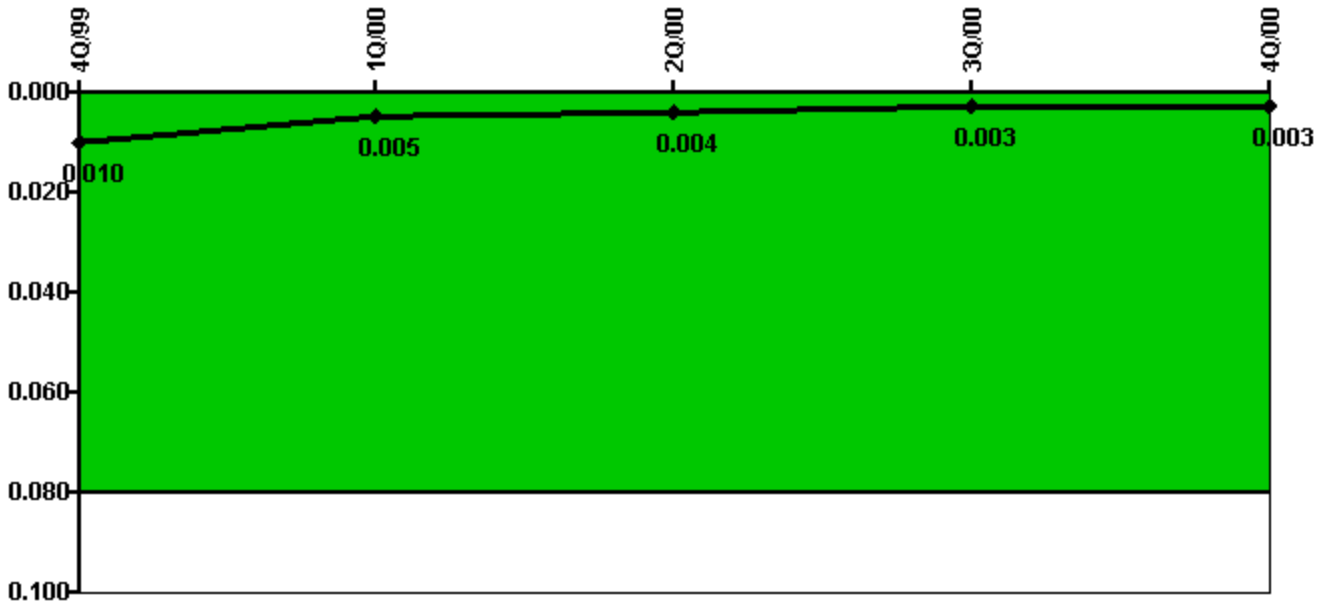
Thresholds: White > 1.0 Yellow > 3.0

#### Notes

RETS/ODCM Radiological Effluent	4Q/99	1Q/00	2Q/00	3Q/00	4Q/00
RETS/ODCM occurrences	0	0	0	0	0
Indicator value	0	0	0	0	0

Licensee Comments: none

### Protected Area Security Performance Index



Thresholds: White > 0.080

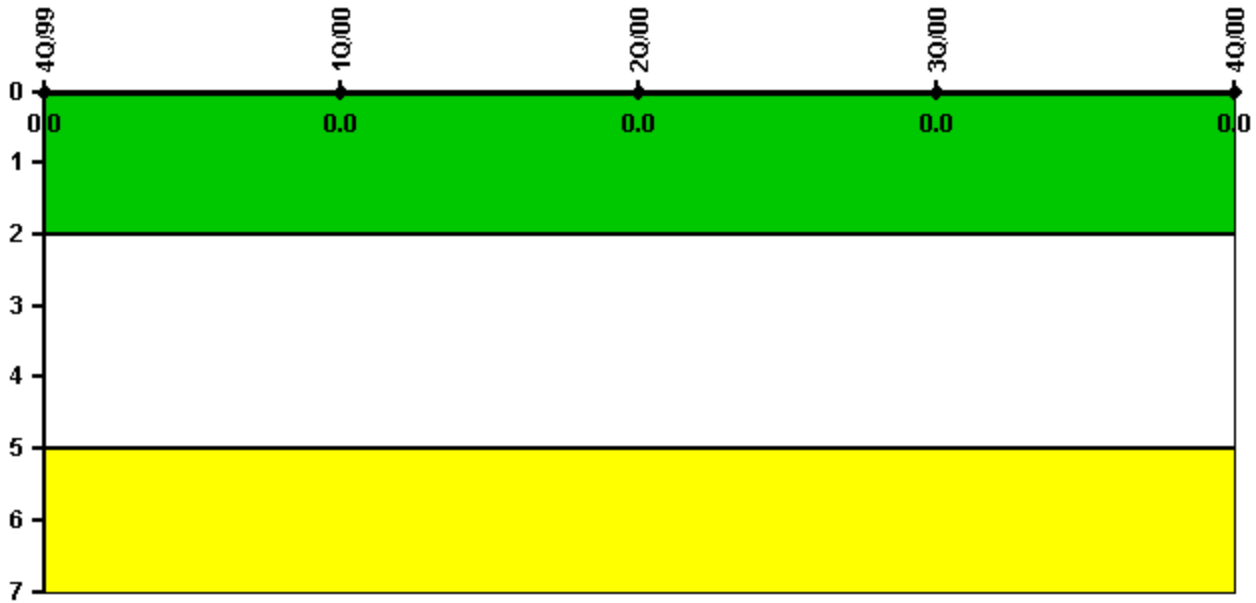
#### Notes

Protected Area Security Performance Index	4Q/99	1Q/00	2Q/00	3Q/00	4Q/00
IDS compensatory hours	0	40.41	12.96	0.02	14.12
CCTV compensatory hours	13.8	0	1.1	1.8	0
IDS normalization factor	1.25	1.25	1.25	1.25	1.25
CCTV normalization factor	1.0	1.0	1.0	1.0	1.0
<b>Index Value</b>	<b>0.010</b>	<b>0.005</b>	<b>0.004</b>	<b>0.003</b>	<b>0.003</b>

Licensee Comments: none



### Personnel Screening Program



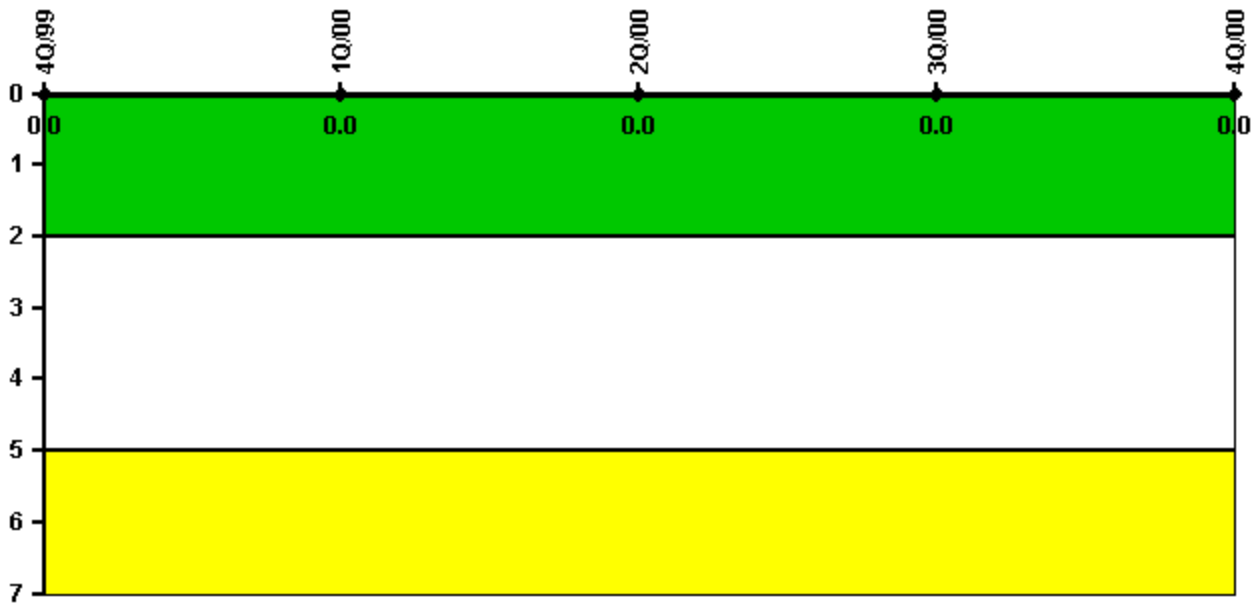
Thresholds: White > 2.0 Yellow > 5.0

#### Notes

Personnel Screening Program	4Q/99	1Q/00	2Q/00	3Q/00	4Q/00
Program failures	0	0	0	0	0
Indicator value	0	0	0	0	0

Licensee Comments: none

### FFD/Personnel Reliability



Thresholds: White > 2.0 Yellow > 5.0

#### Notes

FFD/Personnel Reliability	4Q/99	1Q/00	2Q/00	3Q/00	4Q/00
Program Failures	0	0	0	0	0
Indicator value	0	0	0	0	0

Licensee Comments: none

▲ [PI Summary](#) | [Inspection Findings Summary](#) | [Action Matrix Summary](#) | [Reactor Oversight Process](#)

Last Modified: March 28, 2002