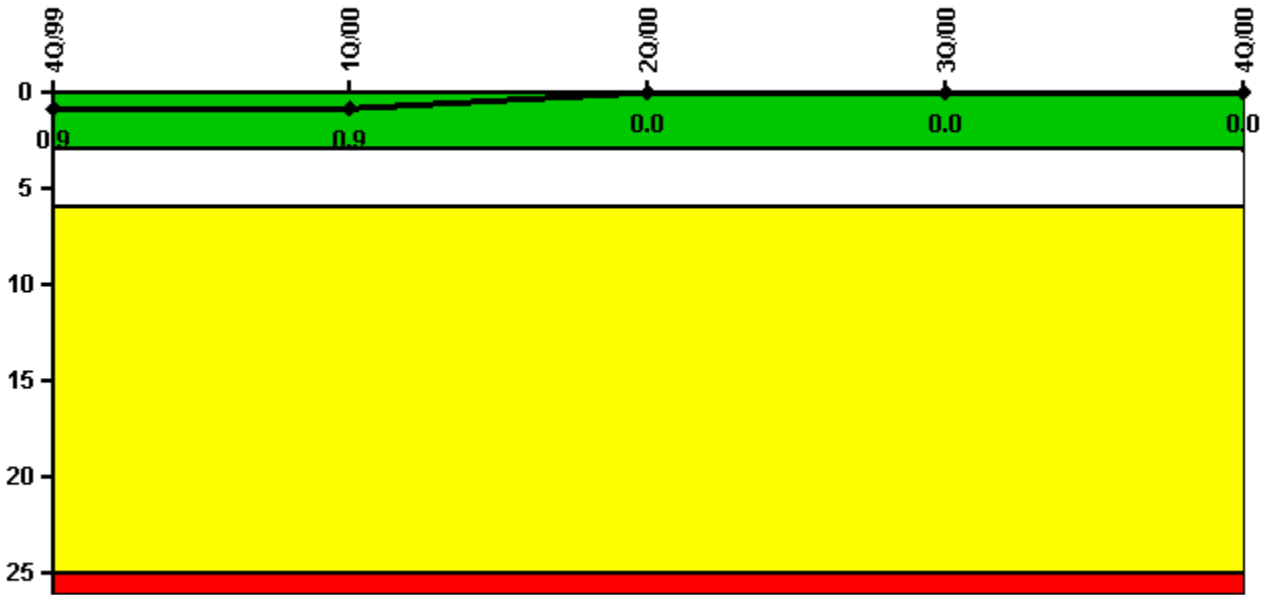


### Susquehanna 2

#### 4Q/2000 Performance Indicators

Licensee's General Comments: none

#### Unplanned Scrams per 7000 Critical Hrs



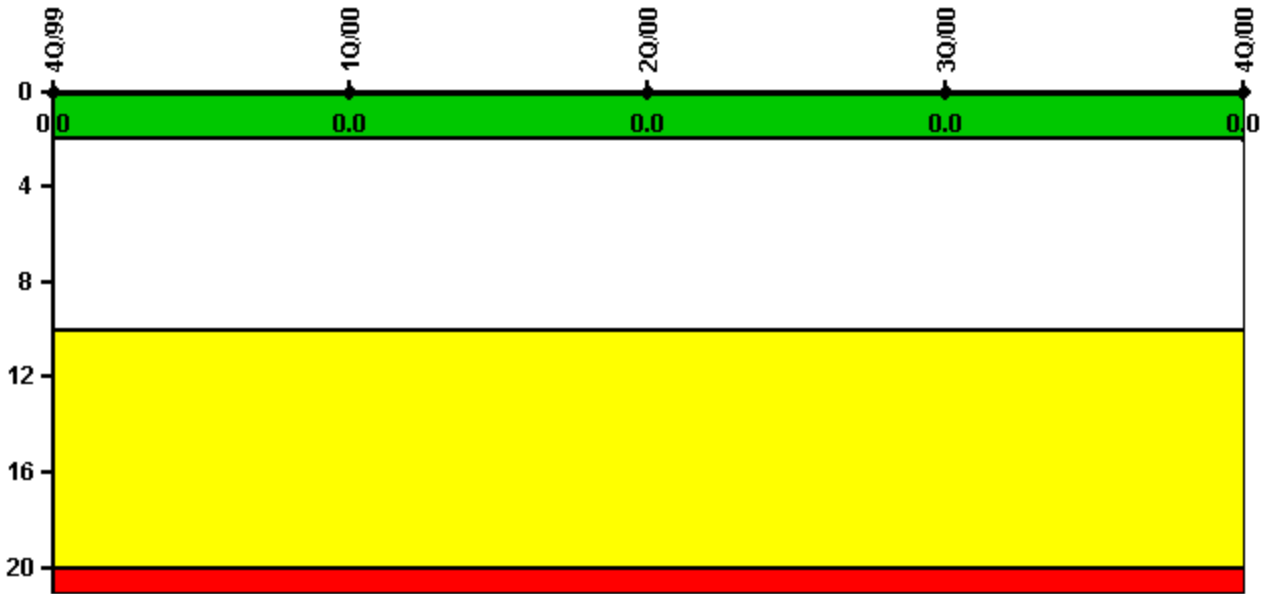
Thresholds: White > 3.0 Yellow > 6.0 Red > 25.0

#### Notes

Unplanned Scrams per 7000 Critical Hrs	4Q/99	1Q/00	2Q/00	3Q/00	4Q/00
Unplanned scrams	0	0	0	0	0
Critical hours	2071.1	2184.0	2183.0	2041.5	2209.0
<b>Indicator value</b>	<b>0.9</b>	<b>0.9</b>	<b>0</b>	<b>0</b>	<b>0</b>

Licensee Comments: none

### Scrams with Loss of Normal Heat Removal



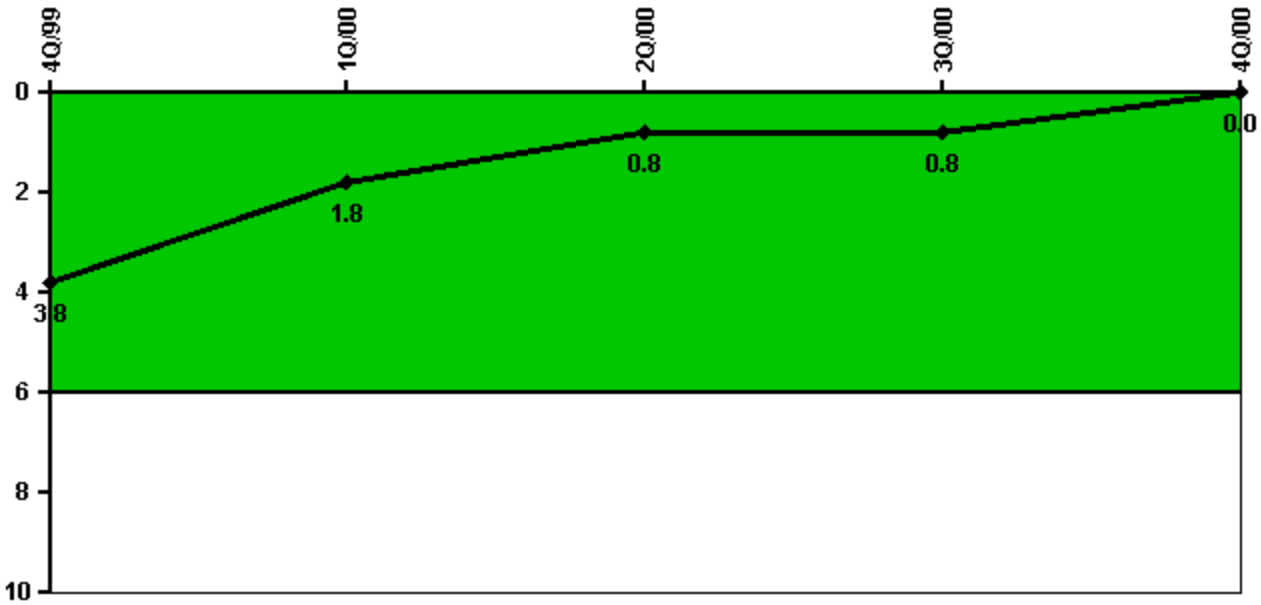
Thresholds: White > 2.0 Yellow > 10.0 Red > 20.0

#### Notes

Scrams with Loss of Normal Heat Removal	4Q/99	1Q/00	2Q/00	3Q/00	4Q/00
Scrams	0	0	0	0	0
Indicator value	0	0	0	0	0

Licensee Comments: none

### Unplanned Power Changes per 7000 Critical Hrs



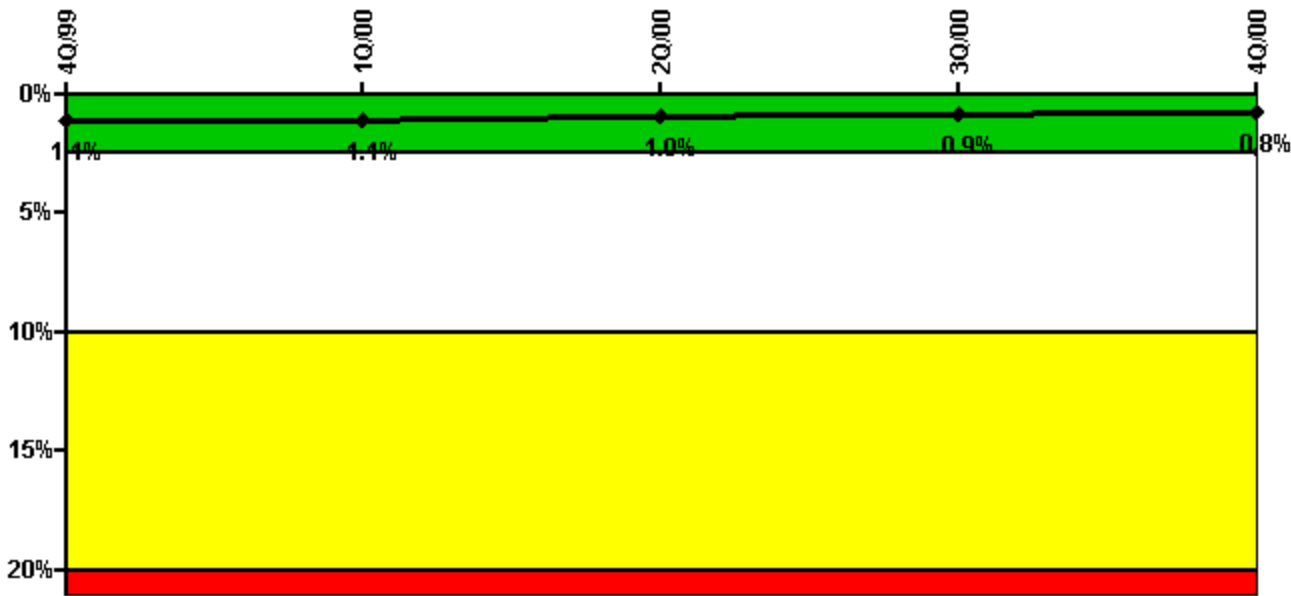
Thresholds: White > 6.0

#### Notes

Unplanned Power Changes per 7000 Critical Hrs	4Q/99	1Q/00	2Q/00	3Q/00	4Q/00
Unplanned power changes	1.0	0	0	0	0
Critical hours	2071.1	2184.0	2183.0	2041.5	2209.0
<b>Indicator value</b>	<b>3.8</b>	<b>1.8</b>	<b>0.8</b>	<b>0.8</b>	<b>0</b>

Licensee Comments: none

### Safety System Unavailability, Emergency AC Power, >2EDG



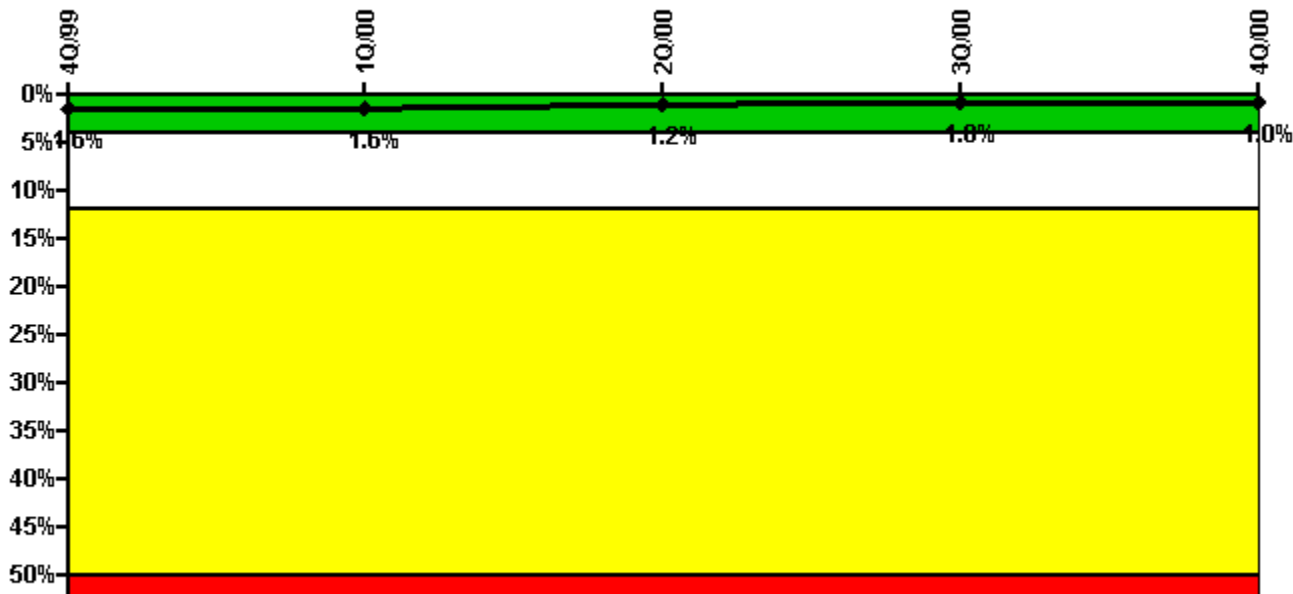
Thresholds: White > 2.5% Yellow > 10.0% Red > 20.0%

#### Notes

Safety System Unavailability, Emergency AC Power, >2EDG	4Q/99	1Q/00	2Q/00	3Q/00	4Q/00
<b>Train 1</b>					
Planned unavailable hours	41.20	0.70	0.10	2.00	0
Unplanned unavailable hours	28.20	4.80	1.80	0	0
Fault exposure hours	0	0	0	0	0
Effective Reset hours	0	0	0	0	0
Required hours	2208.00	2184.00	2184.00	2208.00	2208.00
<b>Train 2</b>					
Planned unavailable hours	0	0	2.00	0	1.90
Unplanned unavailable hours	0	17.10	2.50	0	0
Fault exposure hours	0	0	0	0	0
Effective Reset hours	0	0	0	0	0
Required hours	2208.00	2184.00	2184.00	2208.00	2208.00
<b>Train 3</b>					
Planned unavailable hours	6.70	16.80	1.80	0	8.30
Unplanned unavailable hours	0	3.40	0	0	0
Fault exposure hours	0	0	0	0	0
Effective Reset hours	0	0	0	0	0
Required hours	2208.00	2184.00	2184.00	2208.00	2208.00
<b>Train 4</b>					
Planned unavailable hours	0.10	13.20	66.20	71.50	2.70
Unplanned unavailable hours	0	3.80	0	0	7.60
Fault exposure hours	0	0	0	0	0
Effective Reset hours	0	0	0	0	0
Required hours	2208.00	2184.00	2184.00	2208.00	2208.00
<b>Indicator value</b>	<b>1.1%</b>	<b>1.1%</b>	<b>1.0%</b>	<b>0.9%</b>	<b>0.8%</b>

Licensee Comments: none

### Safety System Unavailability, High Pressure Injection System (HPCI)



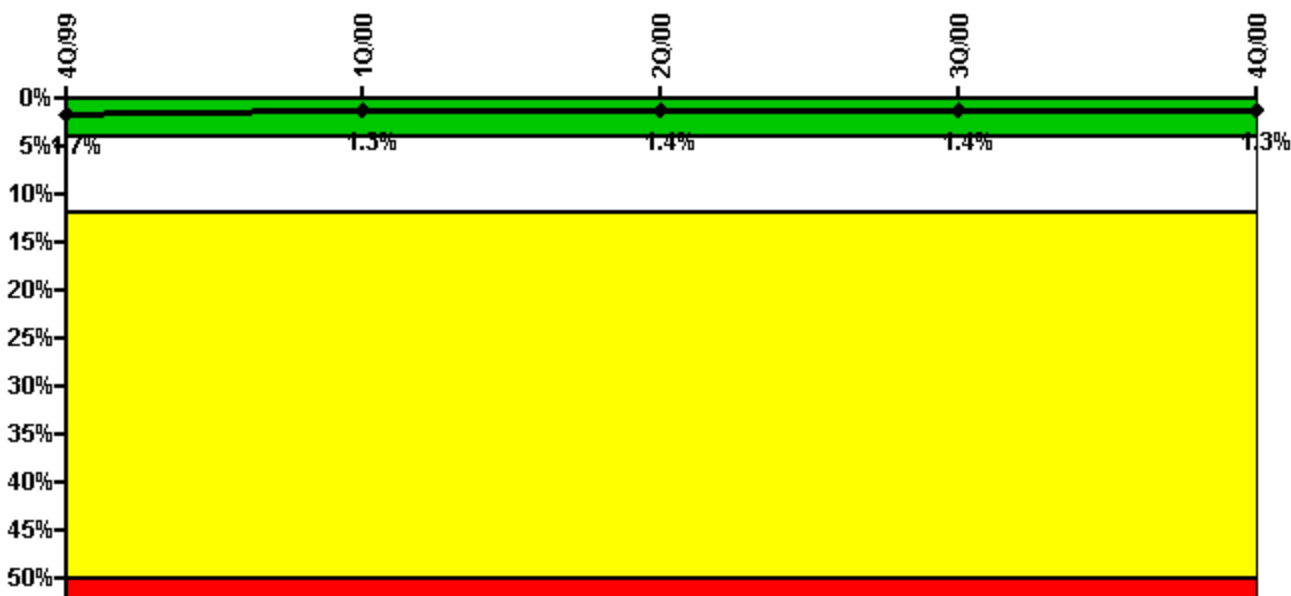
Thresholds: White > 4.0% Yellow > 12.0% Red > 50.0%

#### Notes

Safety System Unavailability, High Pressure Injection System (HPCI)	4Q/99	1Q/00	2Q/00	3Q/00	4Q/00
<b>Train 1</b>					
Planned unavailable hours	11.50	1.50	7.95	72.45	14.80
Unplanned unavailable hours	0	0	0	0	0
Fault exposure hours	0	0	0	0	0
Effective Reset hours	0	0	0	0	0
Required hours	2070.32	2184.00	2184.00	2042.00	2208.00
<b>Indicator value</b>	<b>1.6%</b>	<b>1.6%</b>	<b>1.2%</b>	<b>1.0%</b>	<b>1.0%</b>

Licensee Comments: none

### Safety System Unavailability, Heat Removal System (RCIC)



Thresholds: White > 4.0% Yellow > 12.0% Red > 50.0%

#### Notes

Safety System Unavailability, Heat Removal System (RCIC)	4Q/99	1Q/00	2Q/00	3Q/00	4Q/00
<b>Train 1</b>					
Planned unavailable hours	7.80	15.38	49.05	6.87	9.62
Unplanned unavailable hours	1.75	0	0	0	0
Fault exposure hours	0	0	0	0	0
Effective Reset hours	0	0	0	0	0
Required hours	2070.32	2184.00	2184.00	2042.00	2208.00
<b>Indicator value</b>	<b>1.7%</b>	<b>1.3%</b>	<b>1.4%</b>	<b>1.4%</b>	<b>1.3%</b>

Licensee Comments: none

### Safety System Unavailability, Residual Heat Removal System



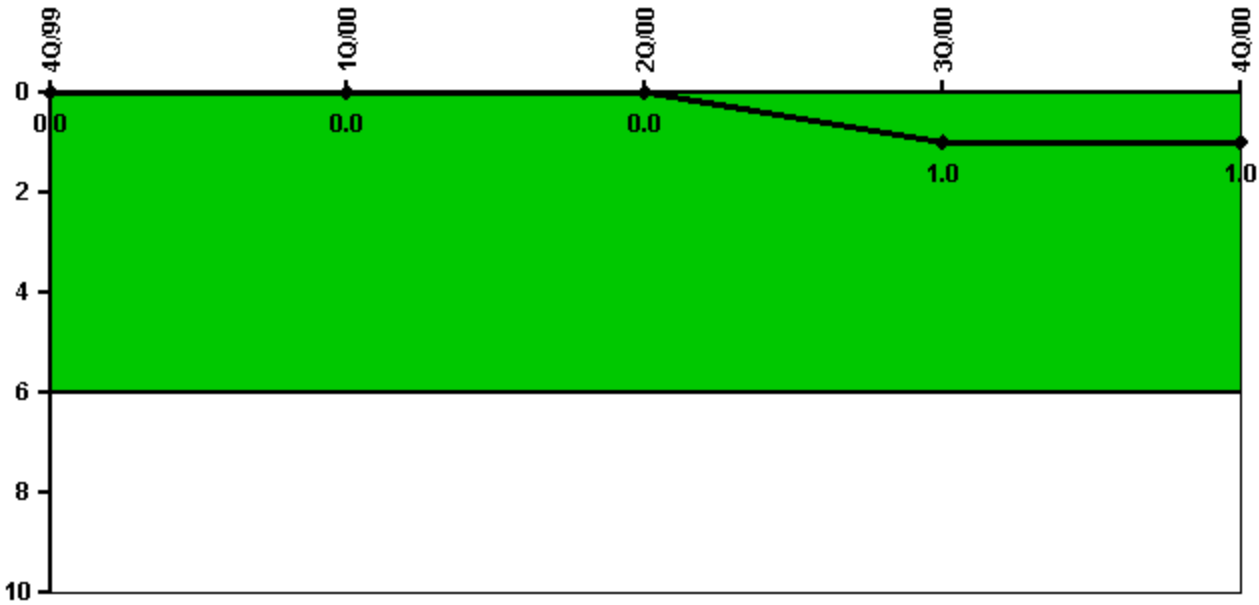
Thresholds: White > 1.5% Yellow > 5.0% Red > 10.0%

**Notes**

Safety System Unavailability, Residual Heat Removal System	4Q/99	1Q/00	2Q/00	3Q/00	4Q/00
<b>Train 1</b>					
Planned unavailable hours	52.91	8.83	21.50	11.58	1.23
Unplanned unavailable hours	0	0	0	0	0
Fault exposure hours	0	0	0	0	0
Effective Reset hours	0	0	0	0	0
Required hours	2208.00	2184.00	2184.00	2208.00	2208.00
<b>Train 2</b>					
Planned unavailable hours	18.13	13.08	0	21.15	12.57
Unplanned unavailable hours	25.03	0	0	17.48	13.25
Fault exposure hours	0	0	0	104.80	0
Effective Reset hours	0	0	0	0	0
Required hours	2208.00	2184.00	2184.00	2208.00	2208.00
<b>Indicator value</b>	<b>0.6%</b>	<b>0.6%</b>	<b>0.7%</b>	<b>0.9%</b>	<b>1.0%</b>

Licensee Comments: none

### Safety System Functional Failures (BWR)



Thresholds: White > 6.0

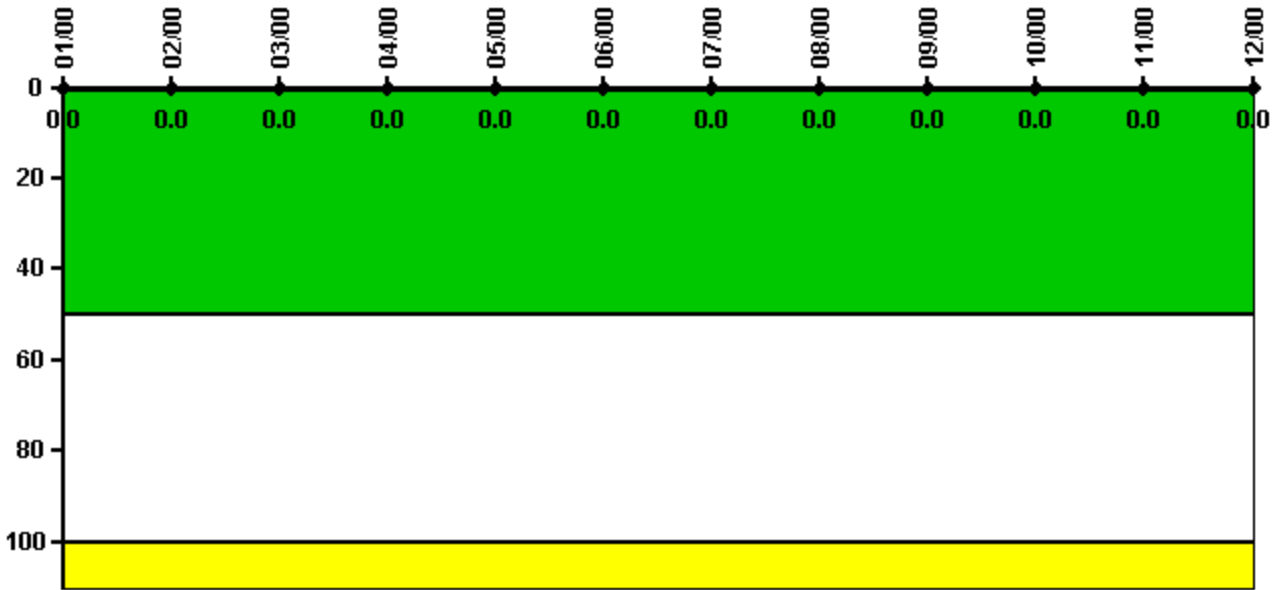
#### Notes

Safety System Functional Failures (BWR)	4Q/99	1Q/00	2Q/00	3Q/00	4Q/00
Safety System Functional Failures	0	0	0	1	0
Indicator value	0	0	0	1	1

Licensee Comments: none



### Reactor Coolant System Activity



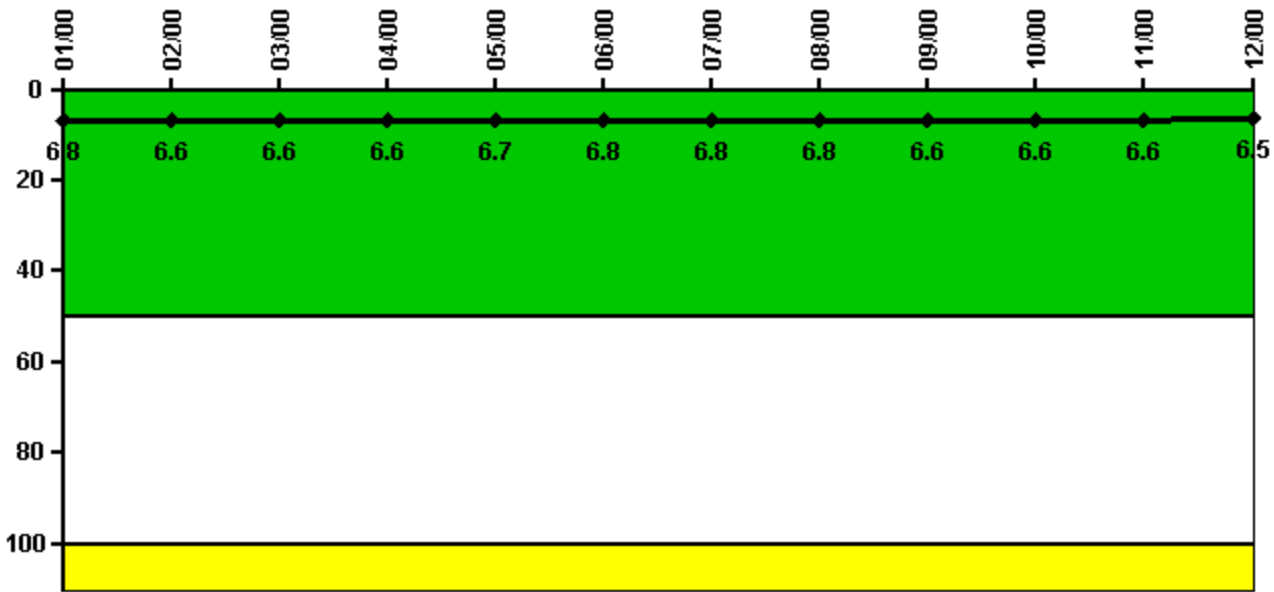
Thresholds: White > 50.0 Yellow > 100.0

#### Notes

Reactor Coolant System Activity	1/00	2/00	3/00	4/00	5/00	6/00	7/00	8/00	9/00	10/00	11/00	12/00
Maximum activity	0.000016	0.000010	0.000010	0.000011	0.000010	0.000013	0.000012	0.000011	0.000010	0.000009	0.000011	0.000012
Technical specification limit	0.2	0.2	0.2	0.2	0.2	0.2	0.2	0.2	0.2	0.2	0.2	0.2
Indicator value	0	0	0	0	0	0	0	0	0	0	0	0

Licensee Comments: none

### Reactor Coolant System Leakage



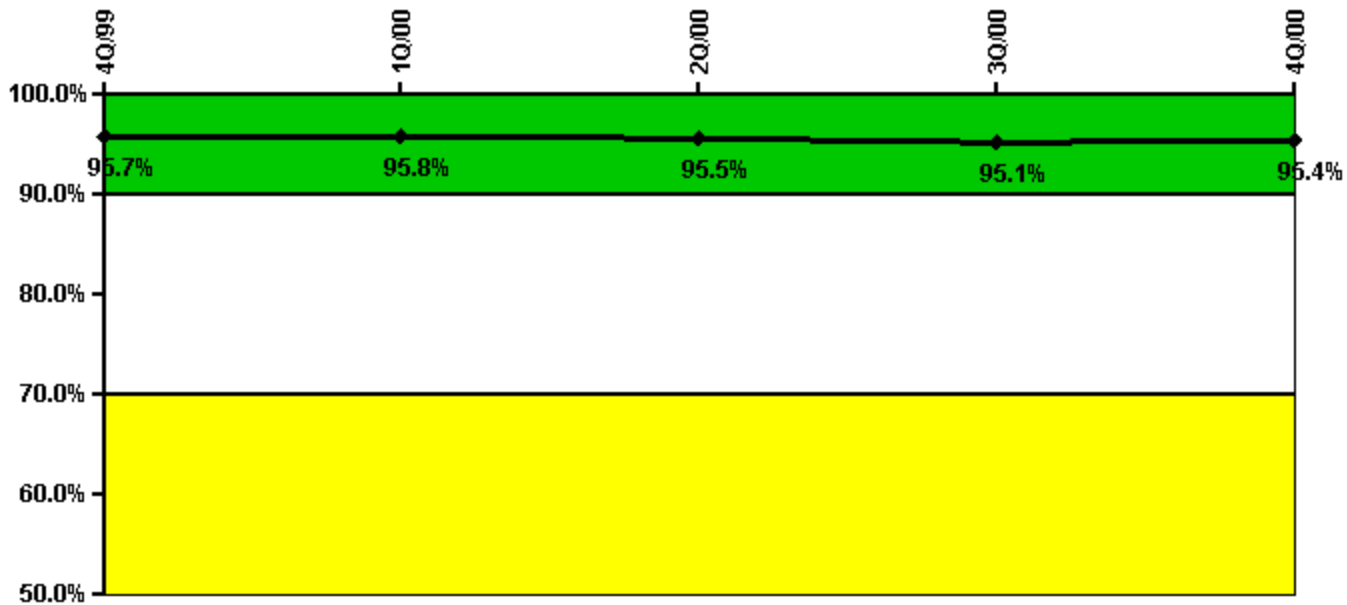
Thresholds: White > 50.0 Yellow > 100.0

#### Notes

Reactor Coolant System Leakage	1/00	2/00	3/00	4/00	5/00	6/00	7/00	8/00	9/00	10/00	11/00	12/00
Maximum leakage	1.700	1.660	1.660	1.660	1.680	1.700	1.710	1.710	1.660	1.640	1.640	1.620
Technical specification limit	25.0	25.0	25.0	25.0	25.0	25.0	25.0	25.0	25.0	25.0	25.0	25.0
Indicator value	6.8	6.6	6.6	6.6	6.7	6.8	6.8	6.8	6.6	6.6	6.6	6.5

Licensee Comments: none

### Drill/Exercise Performance



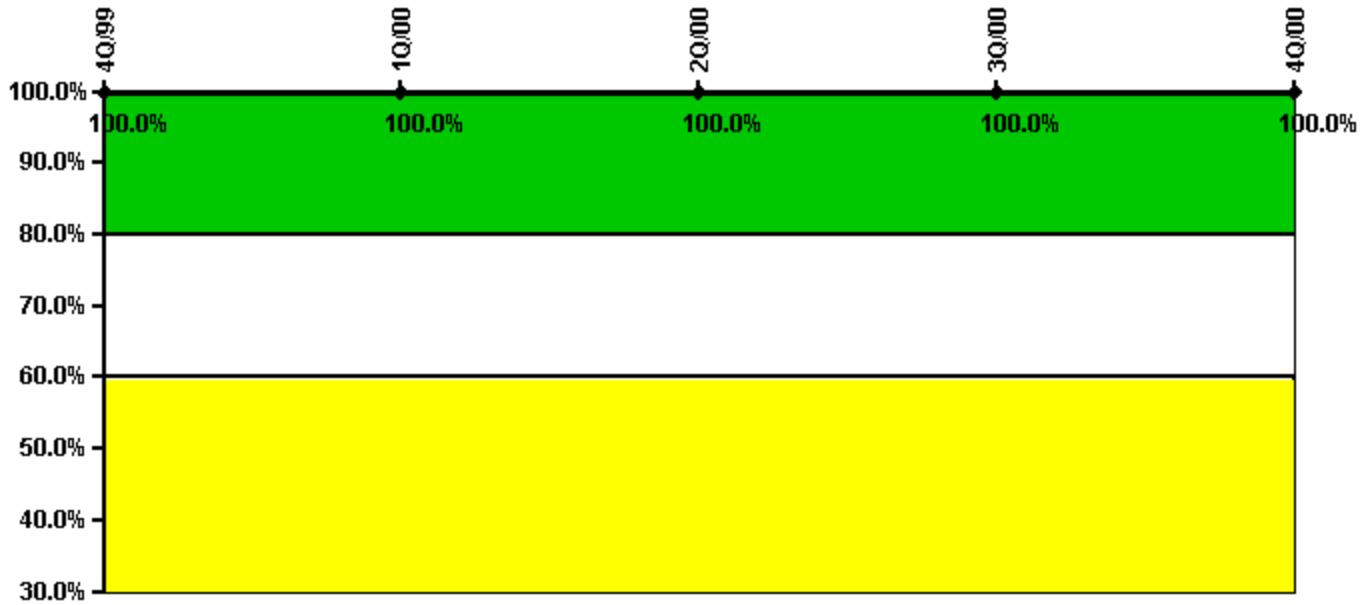
Thresholds: White < 90.0% Yellow < 70.0%

#### Notes

Drill/Exercise Performance	4Q/99	1Q/00	2Q/00	3Q/00	4Q/00
Successful opportunities	45.0	4.0	0	53.0	55.0
Total opportunities	47.0	4.0	0	56.0	58.0
Indicator value	95.7%	95.8%	95.5%	95.1%	95.4%

Licensee Comments: none

### ERO Drill Participation



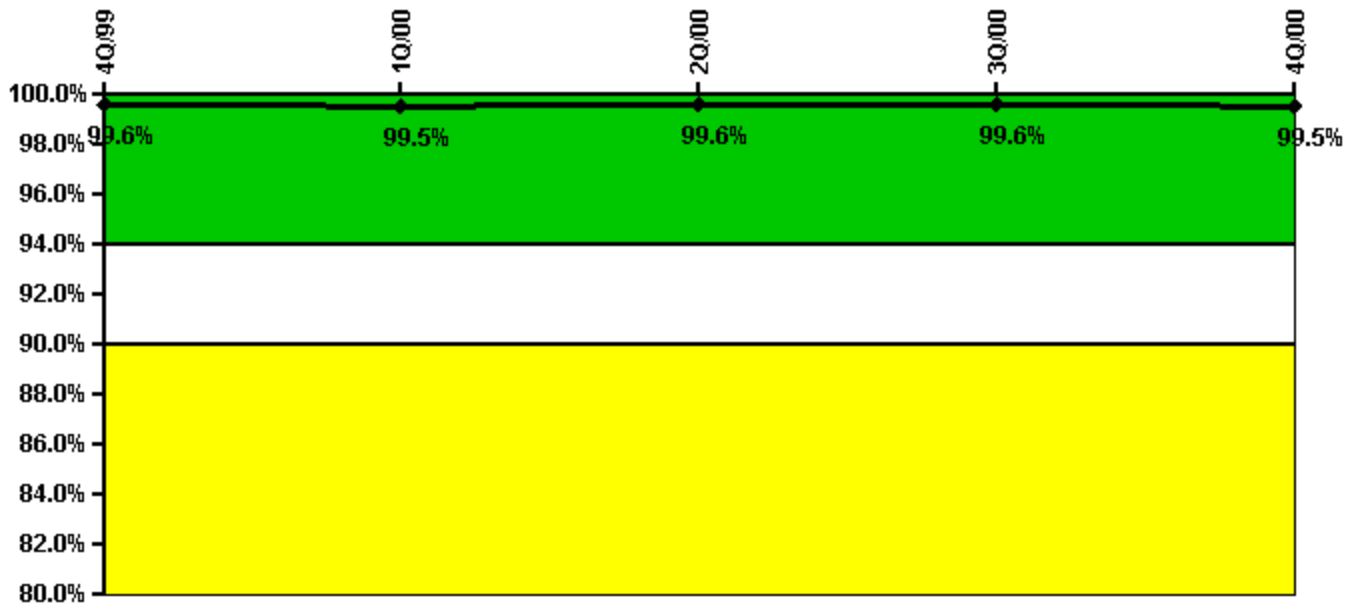
Thresholds: White < 80.0% Yellow < 60.0%

#### Notes

ERO Drill Participation	4Q/99	1Q/00	2Q/00	3Q/00	4Q/00
Participating Key personnel	52.0	53.0	62.0	59.0	63.0
Total Key personnel	52.0	53.0	62.0	59.0	63.0
Indicator value	100.0%	100.0%	100.0%	100.0%	100.0%

Licensee Comments: none

### Alert & Notification System



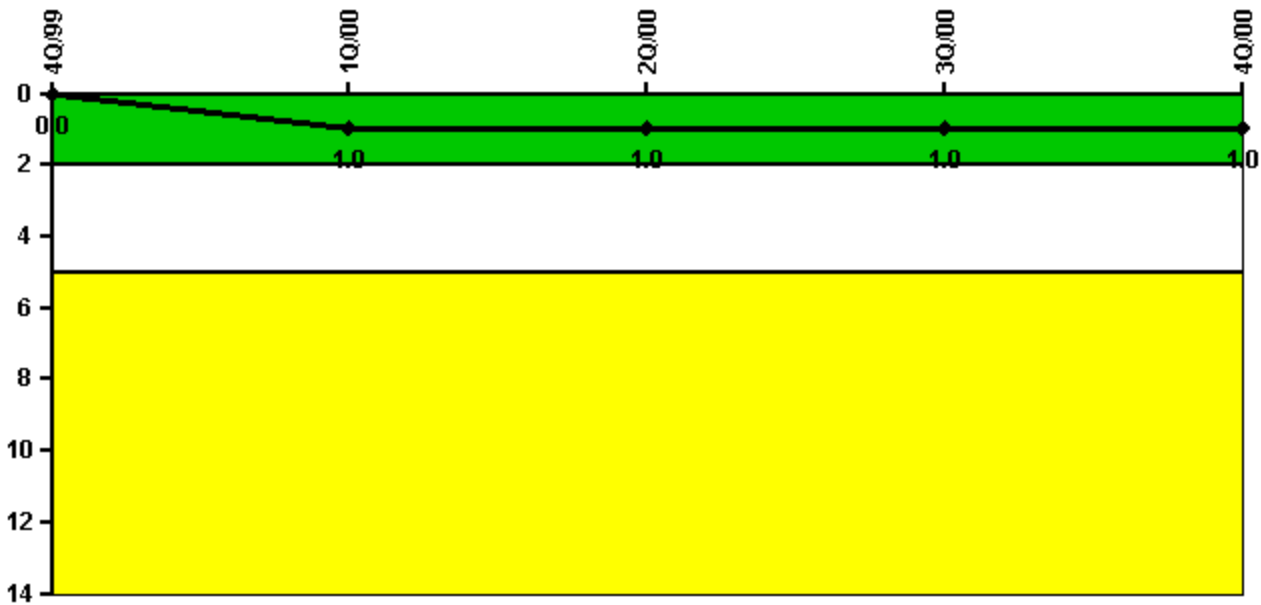
Thresholds: White < 94.0% Yellow < 90.0%

#### Notes

Alert & Notification System	4Q/99	1Q/00	2Q/00	3Q/00	4Q/00
Successful siren-tests	782	893	891	858	780
Total sirens-tests	784	896	896	862	784
Indicator value	99.6%	99.5%	99.6%	99.6%	99.5%

Licensee Comments: none

### Occupational Exposure Control Effectiveness



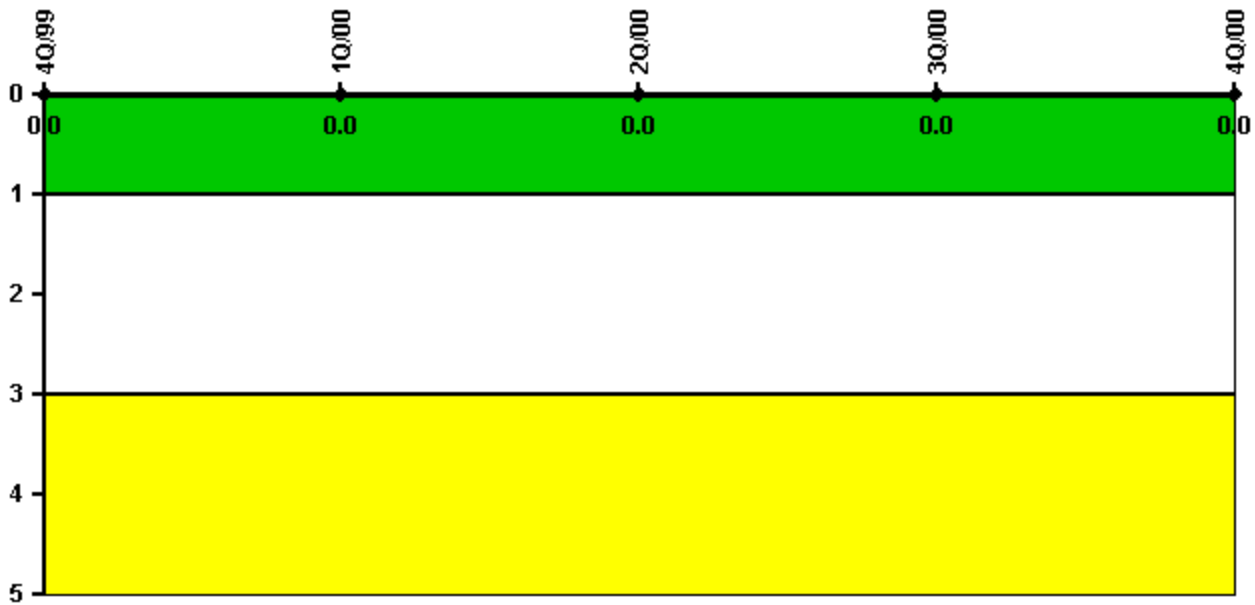
Thresholds: White > 2.0 Yellow > 5.0

#### Notes

Occupational Exposure Control Effectiveness	4Q/99	1Q/00	2Q/00	3Q/00	4Q/00
High radiation area occurrences	0	1	0	0	0
Very high radiation area occurrences	0	0	0	0	0
Unintended exposure occurrences	0	0	0	0	0
<b>Indicator value</b>	<b>0</b>	<b>1</b>	<b>1</b>	<b>1</b>	<b>1</b>

Licensee Comments: none

### RETS/ODCM Radiological Effluent



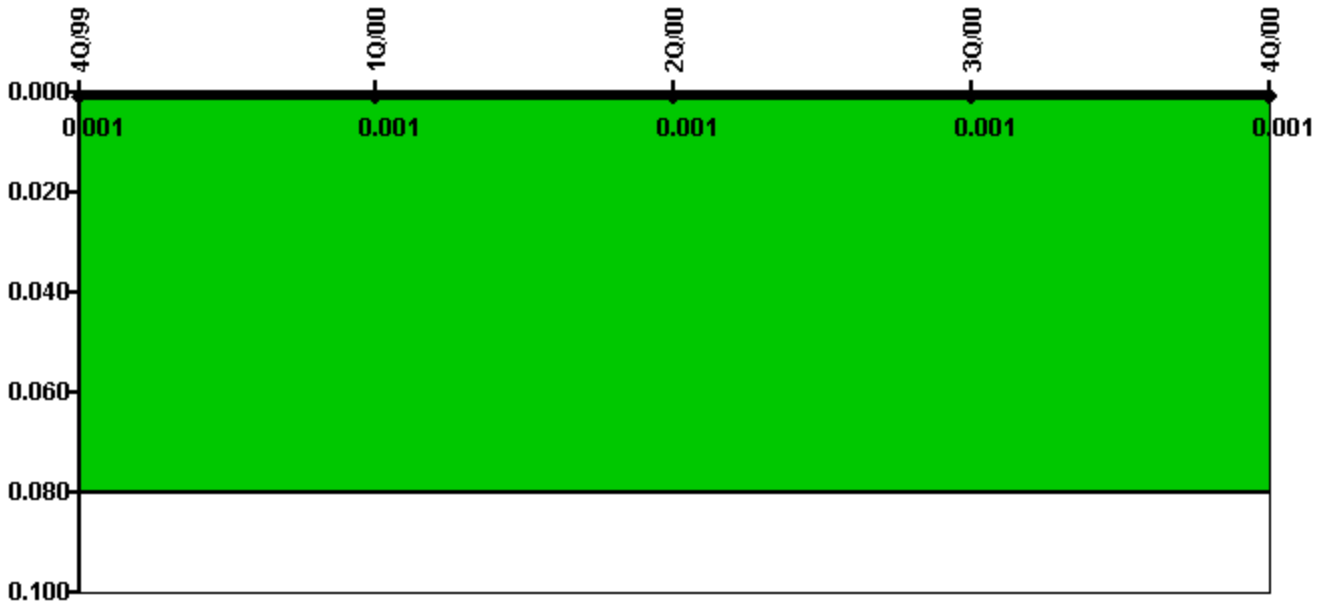
Thresholds: White > 1.0 Yellow > 3.0

#### Notes

RETS/ODCM Radiological Effluent	4Q/99	1Q/00	2Q/00	3Q/00	4Q/00
RETS/ODCM occurrences	0	0	0	0	0
Indicator value	0	0	0	0	0

Licensee Comments: none

### Protected Area Security Performance Index



Thresholds: White > 0.080

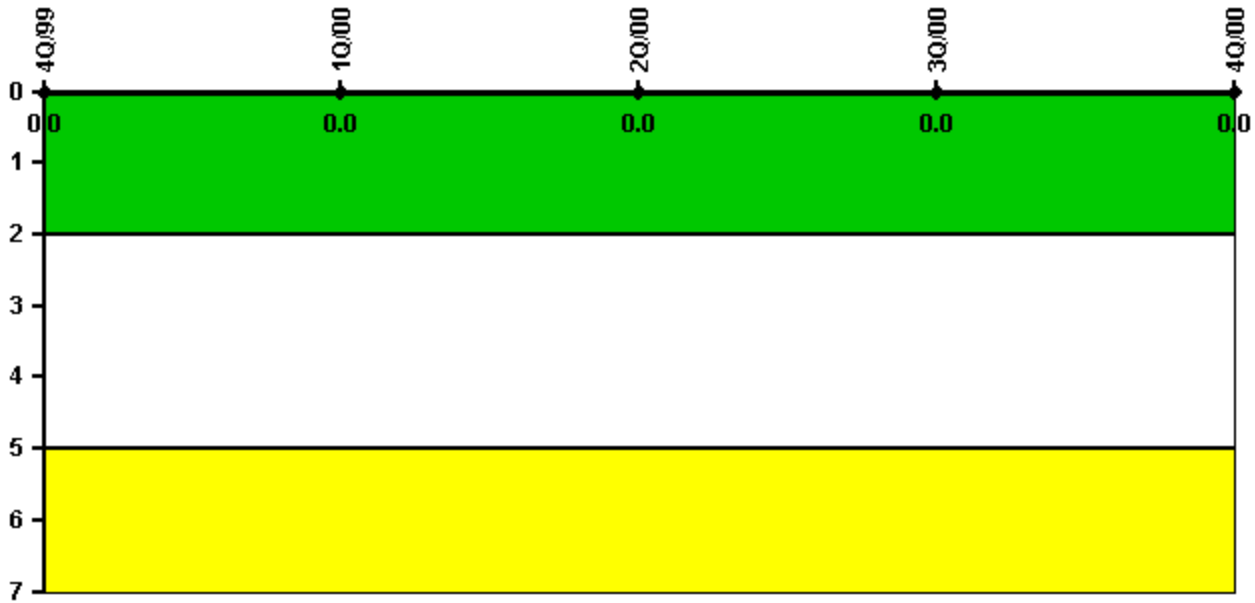
#### Notes

Protected Area Security Performance Index	4Q/99	1Q/00	2Q/00	3Q/00	4Q/00
IDS compensatory hours	6.80	0	8.40	25.70	17.00
CCTV compensatory hours	0	0	0	0	0
IDS normalization factor	2.30	2.30	2.30	2.30	2.30
CCTV normalization factor	1.7	1.7	1.7	1.7	1.7
<b>Index Value</b>	<b>0.001</b>	<b>0.001</b>	<b>0.001</b>	<b>0.001</b>	<b>0.001</b>

Licensee Comments: none



### Personnel Screening Program



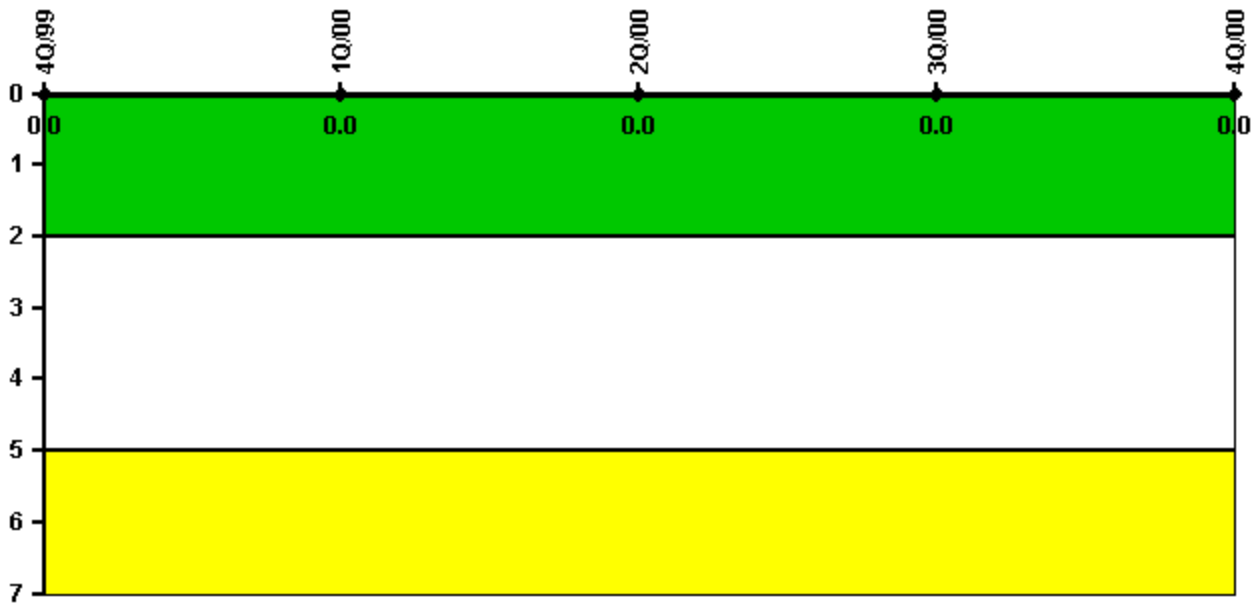
Thresholds: White > 2.0 Yellow > 5.0

#### Notes

Personnel Screening Program	4Q/99	1Q/00	2Q/00	3Q/00	4Q/00
Program failures	0	0	0	0	0
Indicator value	0	0	0	0	0

Licensee Comments: none

### FFD/Personnel Reliability



Thresholds: White > 2.0 Yellow > 5.0

#### Notes

FFD/Personnel Reliability	4Q/99	1Q/00	2Q/00	3Q/00	4Q/00
Program Failures	0	0	0	0	0
Indicator value	0	0	0	0	0

Licensee Comments: none

▲ [PI Summary](#) | [Inspection Findings Summary](#) | [Action Matrix Summary](#) | [Reactor Oversight Process](#)

Last Modified: March 28, 2002