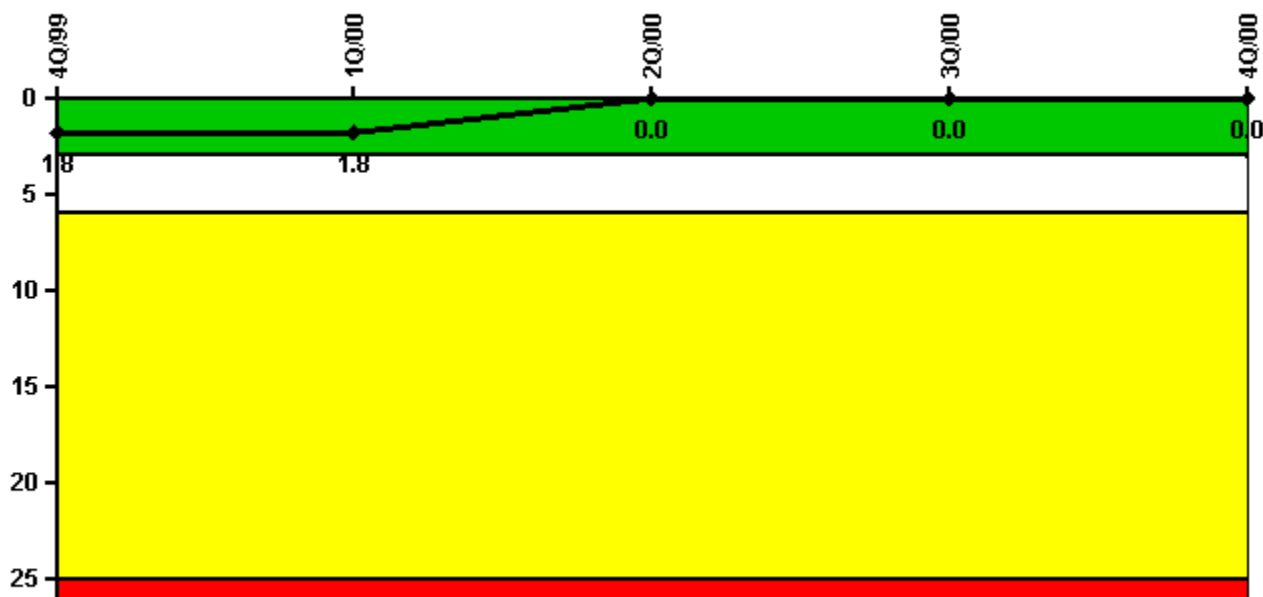


Summer

4Q/2000 Performance Indicators

Licensee's General Comments: none

Unplanned Scrams per 7000 Critical Hrs



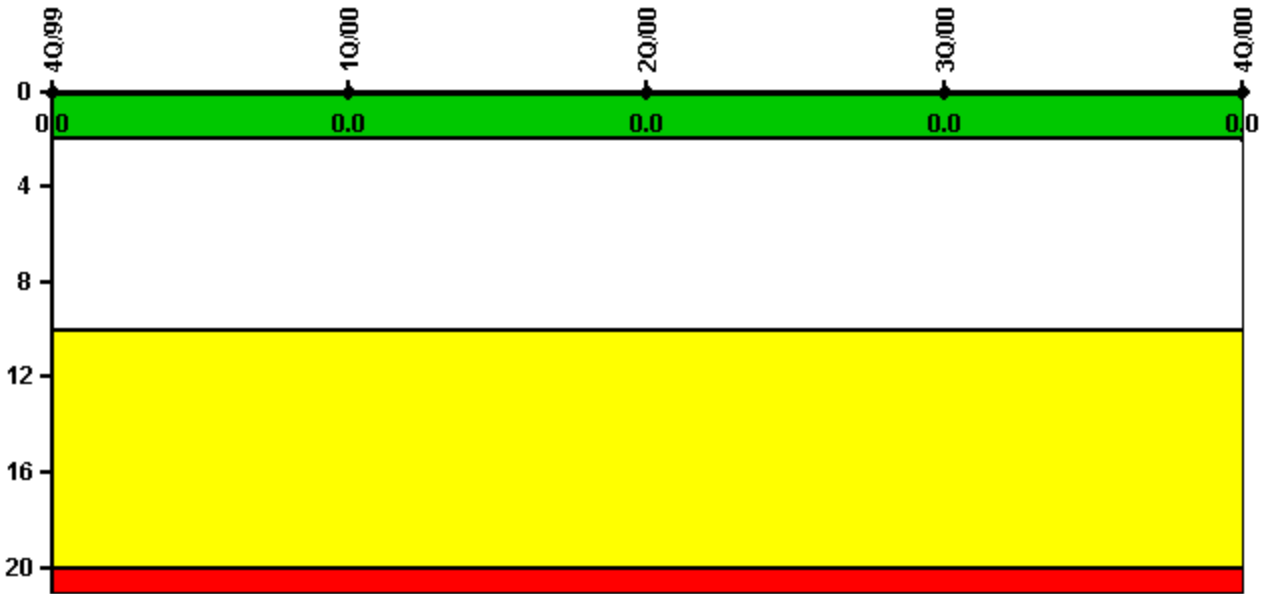
Thresholds: White > 3.0 Yellow > 6.0 Red > 25.0

Notes

Unplanned Scrams per 7000 Critical Hrs	4Q/99	1Q/00	2Q/00	3Q/00	4Q/00
Unplanned scrams	0	0	0	0	0
Critical hours	2209.0	2184.0	2183.0	2208.0	149.9
Indicator value	1.8	1.8	0	0	0

Licensee Comments: none

Scrams with Loss of Normal Heat Removal



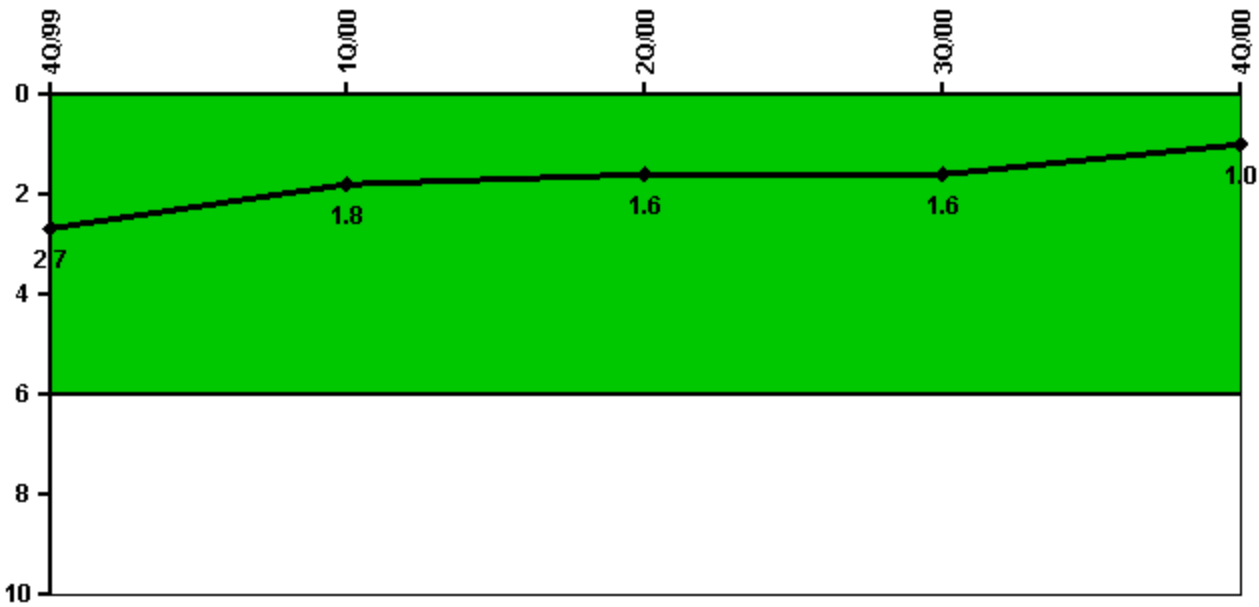
Thresholds: White > 2.0 Yellow > 10.0 Red > 20.0

Notes

Scrams with Loss of Normal Heat Removal	4Q/99	1Q/00	2Q/00	3Q/00	4Q/00
Scrams	0	0	0	0	0
Indicator value	0	0	0	0	0

Licensee Comments: none

Unplanned Power Changes per 7000 Critical Hrs



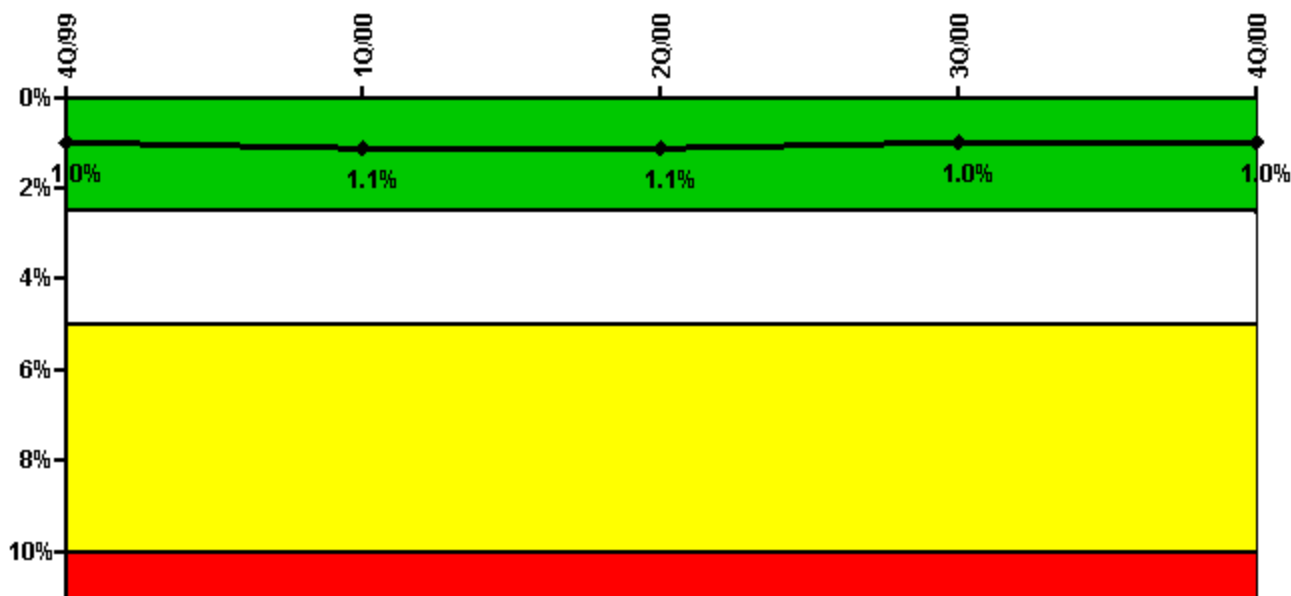
Thresholds: White > 6.0

Notes

Unplanned Power Changes per 7000 Critical Hrs	4Q/99	1Q/00	2Q/00	3Q/00	4Q/00
Unplanned power changes	1.0	0	1.0	0	0
Critical hours	2209.0	2184.0	2183.0	2208.0	149.9
Indicator value	2.7	1.8	1.6	1.6	1.0

Licensee Comments: none

Safety System Unavailability, Emergency AC Power



Thresholds: White > 2.5% Yellow > 5.0% Red > 10.0%

Notes

Safety System Unavailability, Emergency AC Power	4Q/99	1Q/00	2Q/00	3Q/00	4Q/00
Train 1					
Planned unavailable hours	0.60	52.30	11.50	11.70	0
Unplanned unavailable hours	0	0	0	0	0
Fault exposure hours	0	0	0	0	0
Effective Reset hours	0	0	0	0	0
Required hours	2209.00	2184.00	2183.00	2208.00	172.70
Train 2					
Planned unavailable hours	12.00	13.60	25.90	16.00	0
Unplanned unavailable hours	0	0	12.30	0	0
Fault exposure hours	0	0	0	0	0
Effective Reset hours	0	0	0	0	0
Required hours	2209.00	2184.00	2183.00	2208.00	406.20
Indicator value	1.0%	1.1%	1.1%	1.0%	1.0%

Licensee Comments:

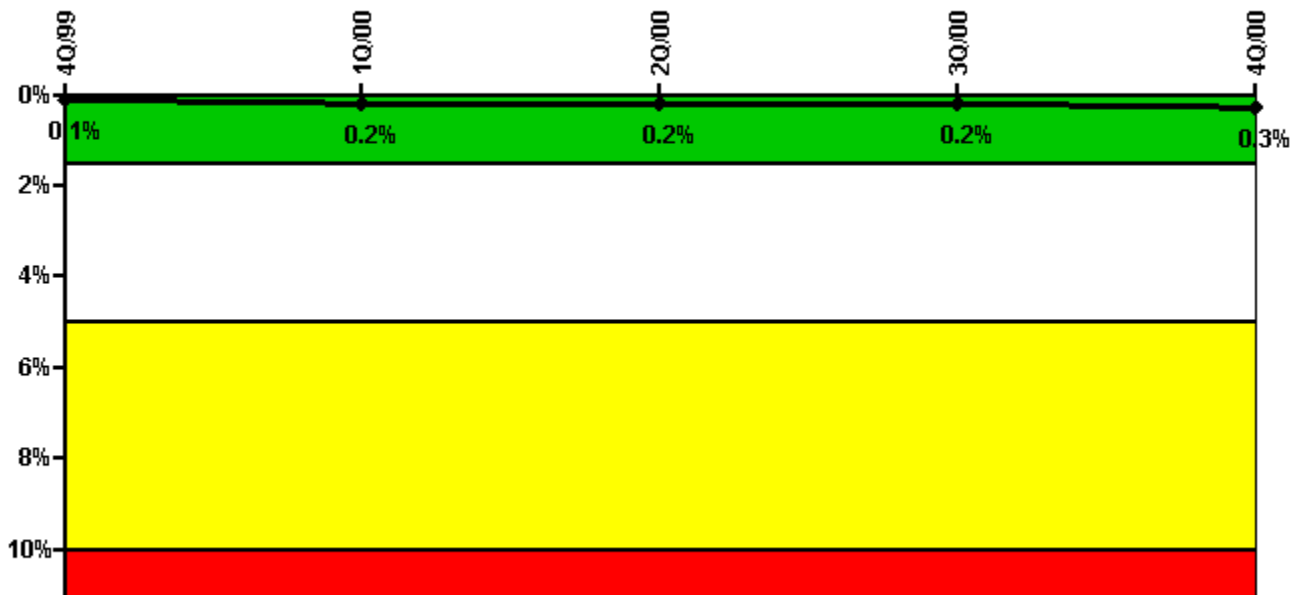
4Q/00: VCSNS is shutdown for refueling outage.

4Q/00: Data revised to report the actual number of hours that the system was required. VCSNS was shutdown for an extended refueling outage.

4Q/99: Train 2 planned unavailable hours were erroneously reported under Train 1. This had no impact to the performance indicator.

1Q/99: Train 2 planned unavailable hours were erroneously reported under Train 1 planned unavailable hours. This did not impact performance indicator.

Safety System Unavailability, High Pressure Injection System (HPSI)



Thresholds: White > 1.5% Yellow > 5.0% Red > 10.0%

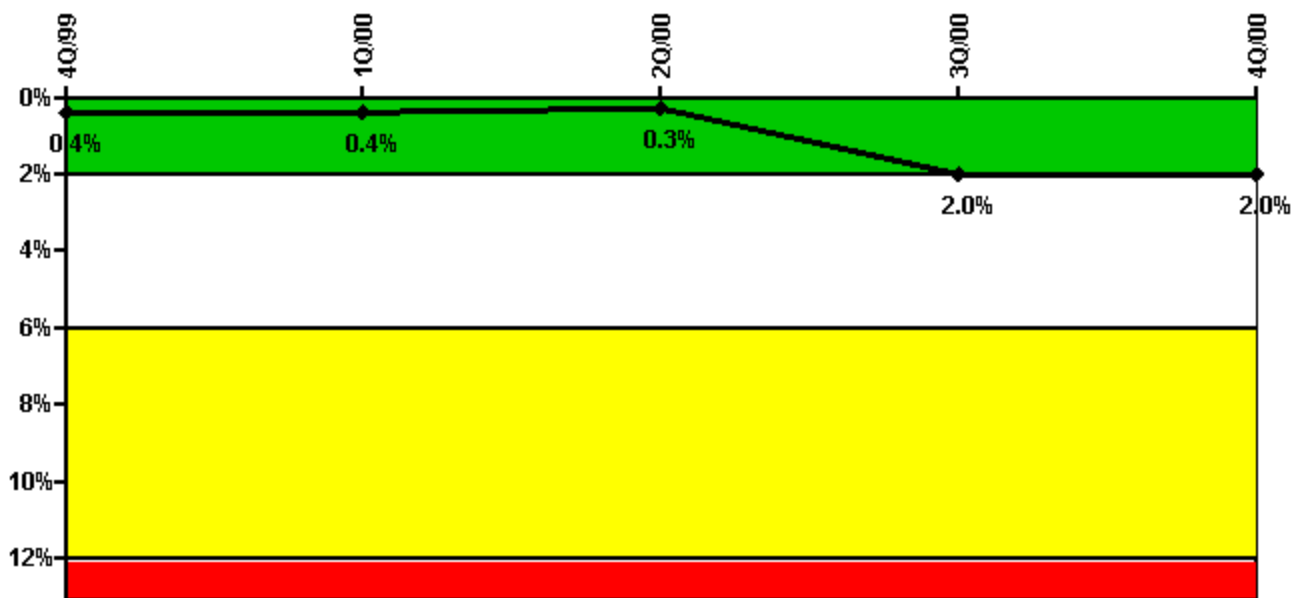
Notes

Safety System Unavailability, High Pressure Injection System (HPSI)	4Q/99	1Q/00	2Q/00	3Q/00	4Q/00
Train 1					
Planned unavailable hours	3.50	14.20	3.25	3.50	0
Unplanned unavailable hours	0	0	0	0	0
Fault exposure hours	0	0	0	0	0
Effective Reset hours	0	0	0	0	0
Required hours	2209.00	2184.00	2183.00	2208.00	149.90
Train 2					
Planned unavailable hours	3.25	15.55	3.25	3.25	0
Unplanned unavailable hours	0	0	21.30	0	0
Fault exposure hours	0	0	0	0	0
Effective Reset hours	0	0	0	0	0
Required hours	2209.00	2184.00	2183.00	2208.00	149.90
Indicator value	0.1%	0.2%	0.2%	0.2%	0.3%

Licensee Comments:

4Q/00: VCSNS is shutdown for refueling outage.

Safety System Unavailability, Heat Removal System (AFW)



Thresholds: White > 2.0% Yellow > 6.0% Red > 12.0%

Notes

Safety System Unavailability, Heat Removal System (AFW)	4Q/99	1Q/00	2Q/00	3Q/00	4Q/00
Train 1					
Planned unavailable hours	8.50	0	2.00	30.80	0
Unplanned unavailable hours	0	0	0	0	0
Fault exposure hours	0	0	0	0	0
Effective Reset hours	0	0	0	0	0
Required hours	2209.00	2184.00	2183.00	2208.00	149.90
Train 2					
Planned unavailable hours	13.30	0	15.80	6.00	0
Unplanned unavailable hours	0	0	0	0	0
Fault exposure hours	0	0	0	0	0
Effective Reset hours	0	0	0	0	0
Required hours	2209.00	2184.00	2183.00	2208.00	149.90
Train 3					
Planned unavailable hours	10.60	0	7.50	0	0
Unplanned unavailable hours	0	0	0	0	0
Fault exposure hours	0	0	0	1157.00	0
Effective Reset hours	0	0	0	0	0
Required hours	2209.00	2184.00	2183.00	2208.00	149.90
Indicator value	0.4%	0.4%	0.3%	2.0%	2.0%

Licensee Comments:

4Q/00: VCSNS is shutdown for refueling outage.

Safety System Unavailability, Residual Heat Removal System



Thresholds: White > 1.5% Yellow > 5.0% Red > 10.0%

Notes

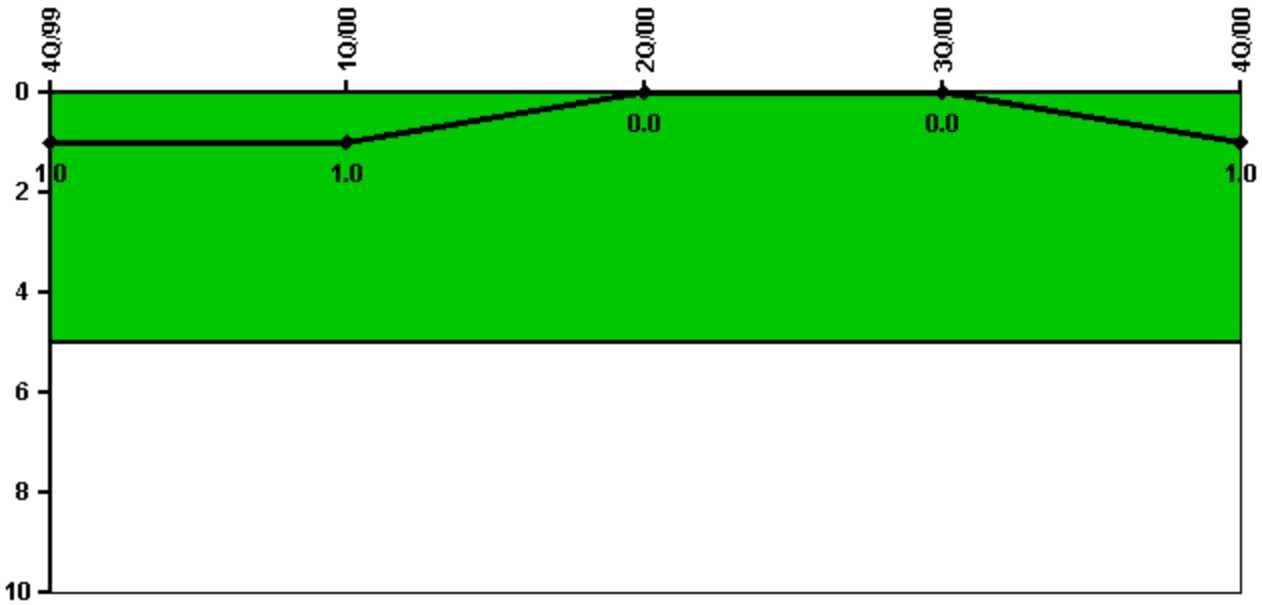
Safety System Unavailability, Residual Heat Removal System	4Q/99	1Q/00	2Q/00	3Q/00	4Q/00
Train 1					
Planned unavailable hours	23.95	0.25	0.25	9.30	0
Unplanned unavailable hours	0	0	0	0	0
Fault exposure hours	0	0	0	0	0
Effective Reset hours	0	0	0	0	0
Required hours	2209.00	2184.00	2183.00	2208.00	356.30
Train 2					
Planned unavailable hours	7.05	12.55	0.25	12.00	0
Unplanned unavailable hours	0	0	0	0	0
Fault exposure hours	0	0	0	0	0
Effective Reset hours	0	0	0	0	0
Required hours	2209.00	2184.00	2183.00	2208.00	406.20
Indicator value	0.5%	0.4%	0.4%	0.4%	0.4%

Licensee Comments:

4Q/00: Data revised to report the actual number of hours that the system was required. VCSNS was shutdown for an extended refueling outage.

4Q/00: VCSNS is shutdown for refueling outage.

Safety System Functional Failures (PWR)



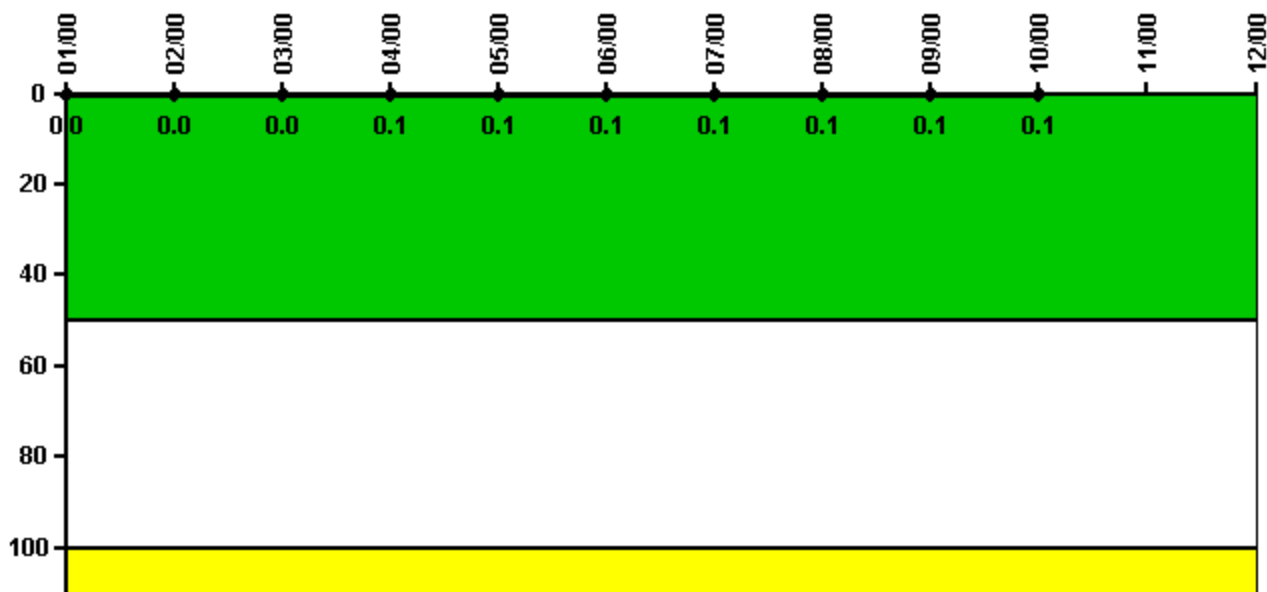
Thresholds: White > 5.0

Notes

Safety System Functional Failures (PWR)	4Q/99	1Q/00	2Q/00	3Q/00	4Q/00
Safety System Functional Failures	0	0	0	0	1
Indicator value	1	1	0	0	1

Licensee Comments: none

Reactor Coolant System Activity



Thresholds: White > 50.0 Yellow > 100.0

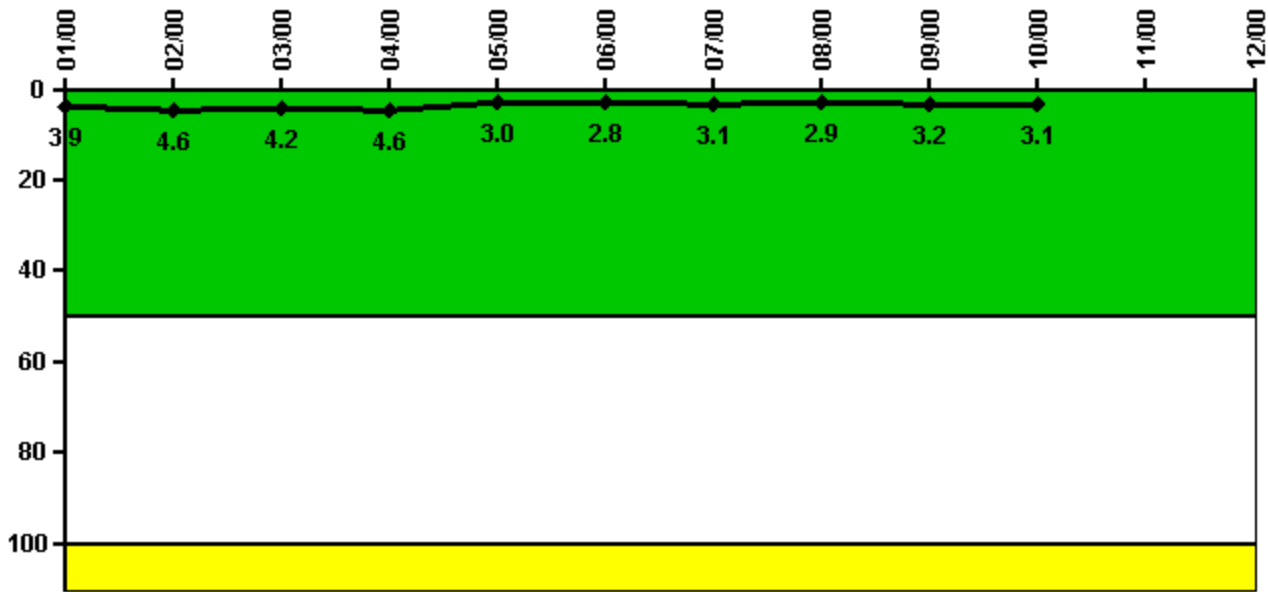
Notes

Reactor Coolant System Activity	1/00	2/00	3/00	4/00	5/00	6/00	7/00	8/00	9/00	10/00	11/00	12/00
Maximum activity	0.000382	0.000440	0.000409	0.000504	0.000440	0.000453	0.000538	0.000467	0.000444	0.000411	N/A	N/A
Technical specification limit	1.0	1.0	1.0	0.4	0.4	0.4	0.4	0.4	0.4	0.4	0.4	0.4
Indicator value	0	0	0	0.1	0.1	0.1	0.1	0.1	0.1	0.1	N/A	N/A

Licensee Comments:

12/00: V. C. Summer Nuclear Station is shutdown for refueling outage. Data not available for the months of November and December 2000.

Reactor Coolant System Leakage



Thresholds: White > 50.0 Yellow > 100.0

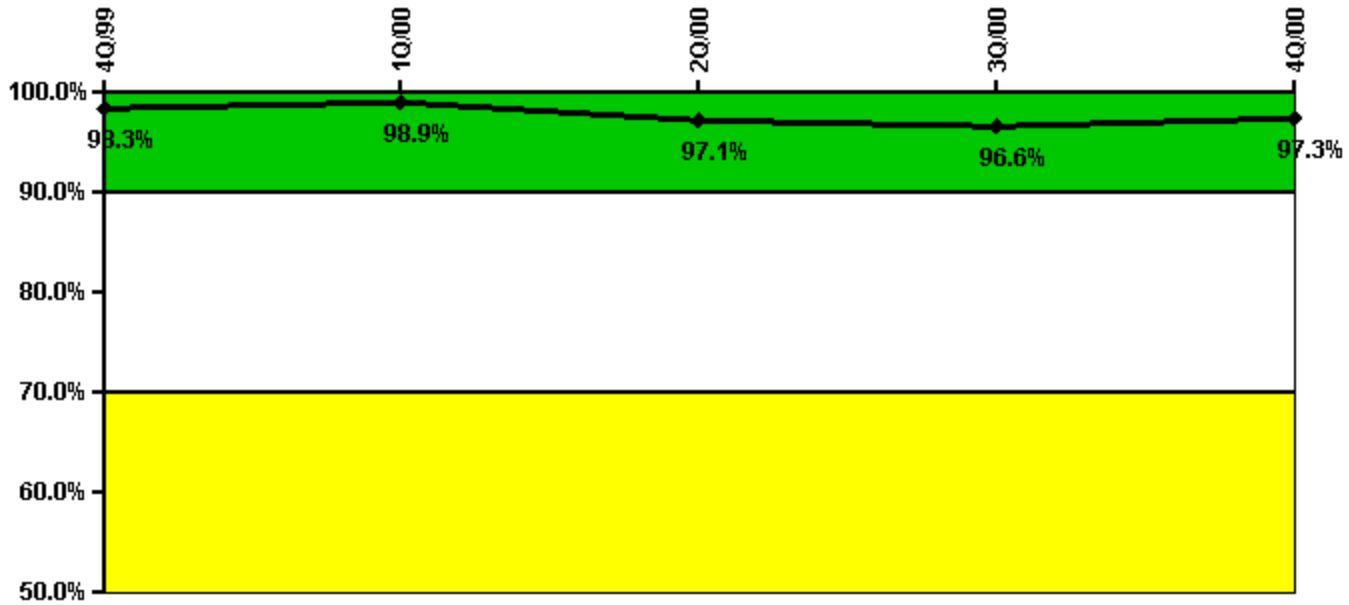
Notes

Reactor Coolant System Leakage	1/00	2/00	3/00	4/00	5/00	6/00	7/00	8/00	9/00	10/00	11/00	12/00
Maximum leakage	0.390	0.460	0.420	0.460	0.300	0.280	0.310	0.290	0.320	0.310	N/A	N/A
Technical specification limit	10.0	10.0	10.0	10.0	10.0	10.0	10.0	10.0	10.0	10.0	10.0	10.0
Indicator value	3.9	4.6	4.2	4.6	3.0	2.8	3.1	2.9	3.2	3.1	N/A	N/A

Licensee Comments:

12/00: V. C. Summer is shutdown for refueling outage. Data not available for the months of November and December 2000.

Drill/Exercise Performance



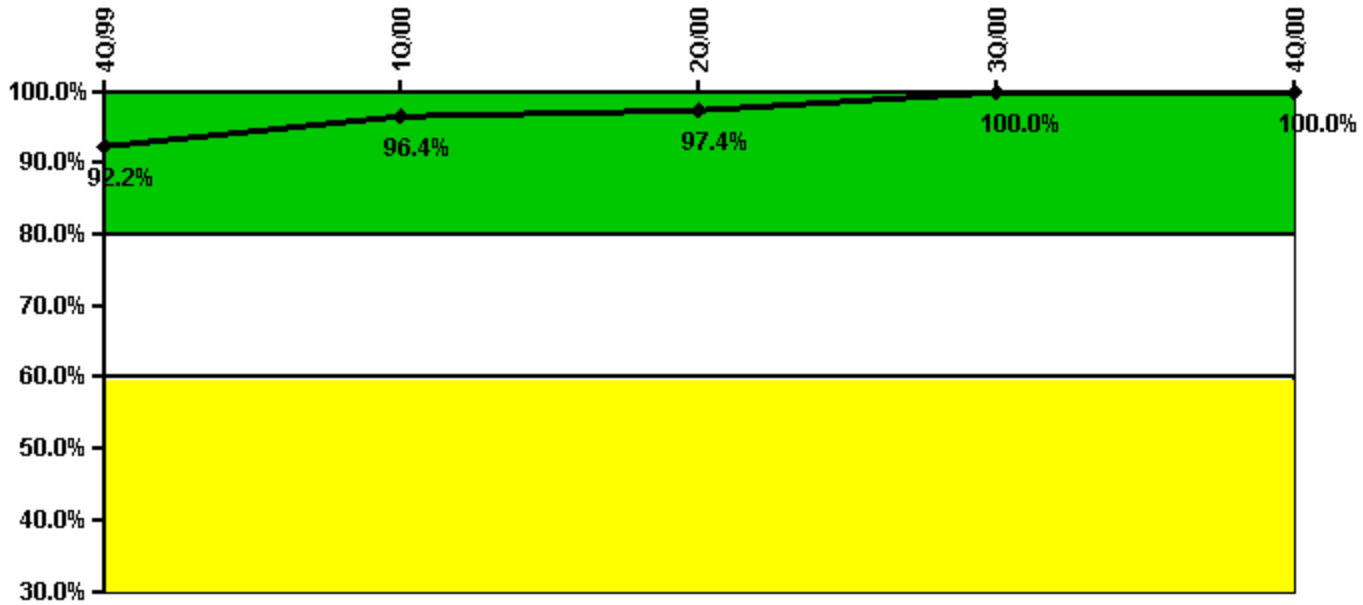
Thresholds: White < 90.0% Yellow < 70.0%

Notes

Drill/Exercise Performance	4Q/99	1Q/00	2Q/00	3Q/00	4Q/00
Successful opportunities	20.0	38.0	16.0	13.0	0
Total opportunities	20.0	38.0	18.0	14.0	0
Indicator value	98.3%	98.9%	97.1%	96.6%	97.3%

Licensee Comments: none

ERO Drill Participation



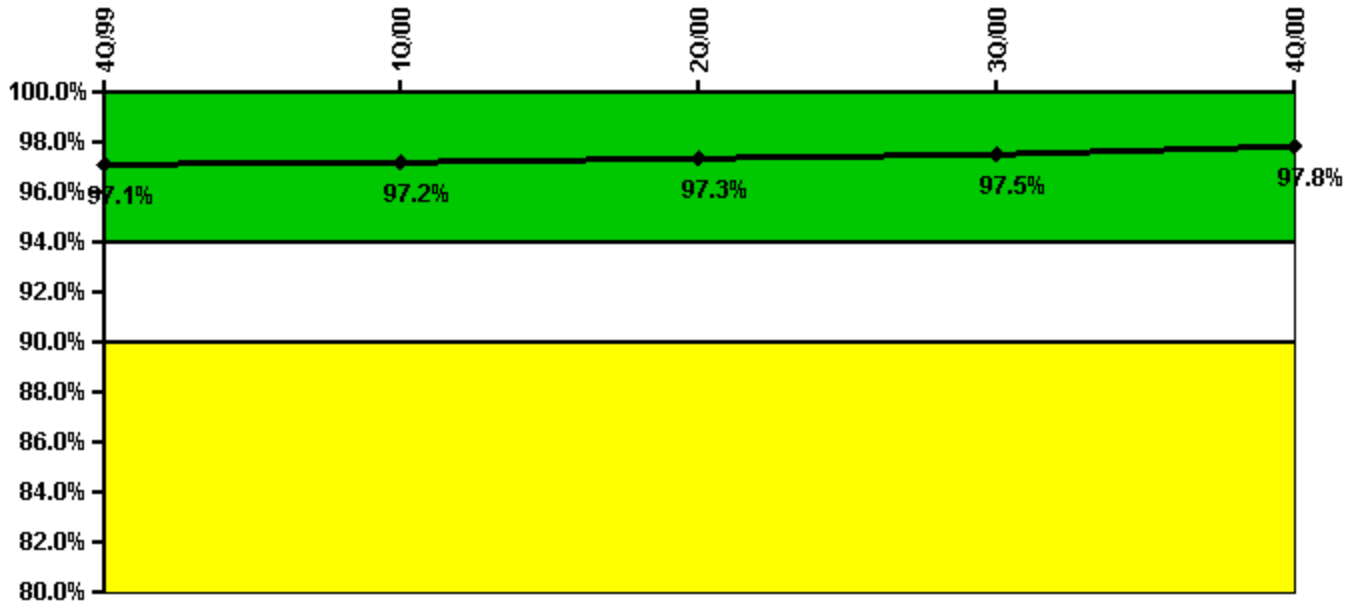
Thresholds: White < 80.0% Yellow < 60.0%

Notes

ERO Drill Participation	4Q/99	1Q/00	2Q/00	3Q/00	4Q/00
Participating Key personnel	106.0	107.0	74.0	77.0	74.0
Total Key personnel	115.0	111.0	76.0	77.0	74.0
Indicator value	92.2%	96.4%	97.4%	100.0%	100.0%

Licensee Comments: none

Alert & Notification System



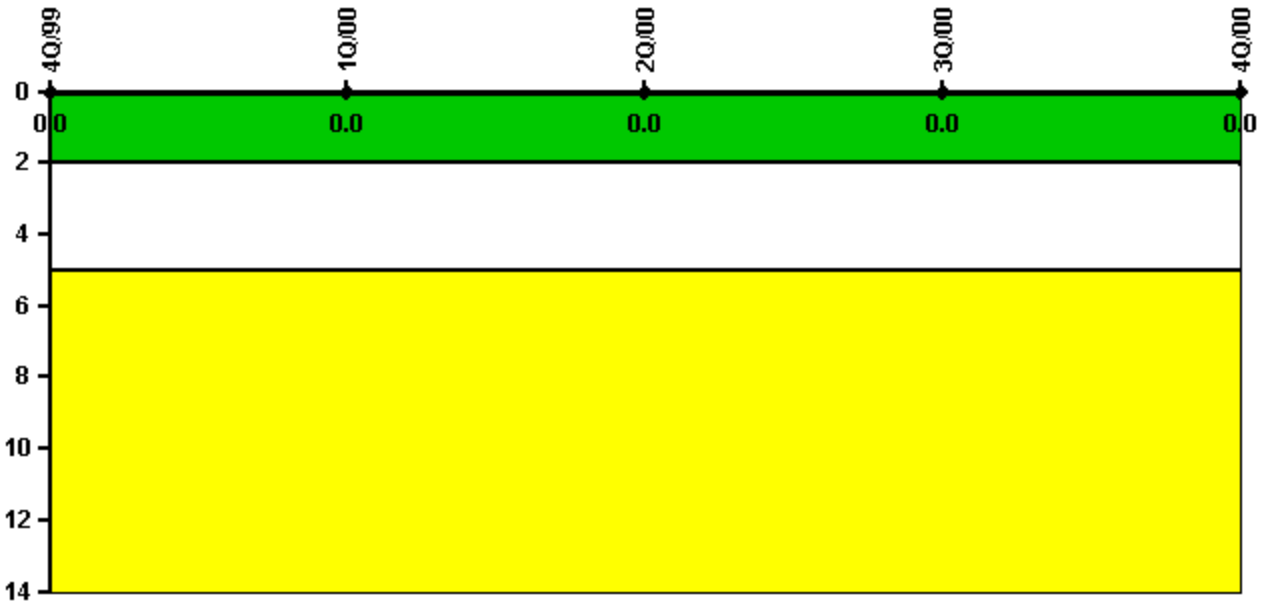
Thresholds: White < 94.0% Yellow < 90.0%

Notes

Alert & Notification System	4Q/99	1Q/00	2Q/00	3Q/00	4Q/00
Successful siren-tests	1653	1662	1656	1749	1571
Total sirens-tests	1696	1696	1696	1802	1590
Indicator value	97.1%	97.2%	97.3%	97.5%	97.8%

Licensee Comments: none

Occupational Exposure Control Effectiveness



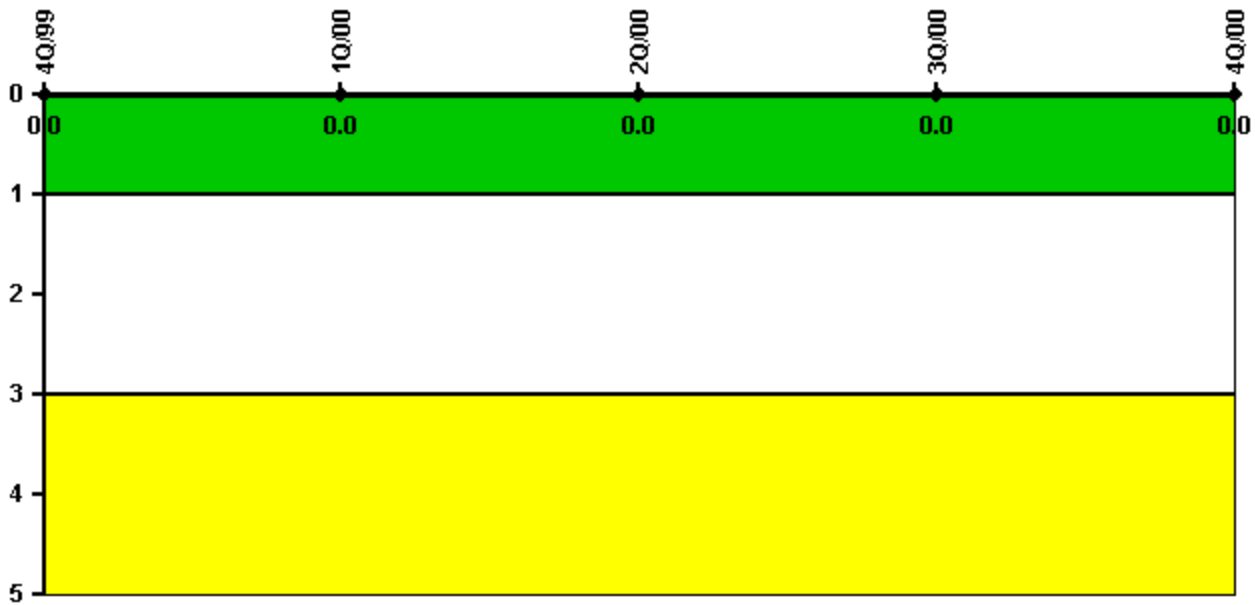
Thresholds: White > 2.0 Yellow > 5.0

Notes

Occupational Exposure Control Effectiveness	4Q/99	1Q/00	2Q/00	3Q/00	4Q/00
High radiation area occurrences	0	0	0	0	0
Very high radiation area occurrences	0	0	0	0	0
Unintended exposure occurrences	0	0	0	0	0
Indicator value	0	0	0	0	0

Licensee Comments: none

RETS/ODCM Radiological Effluent



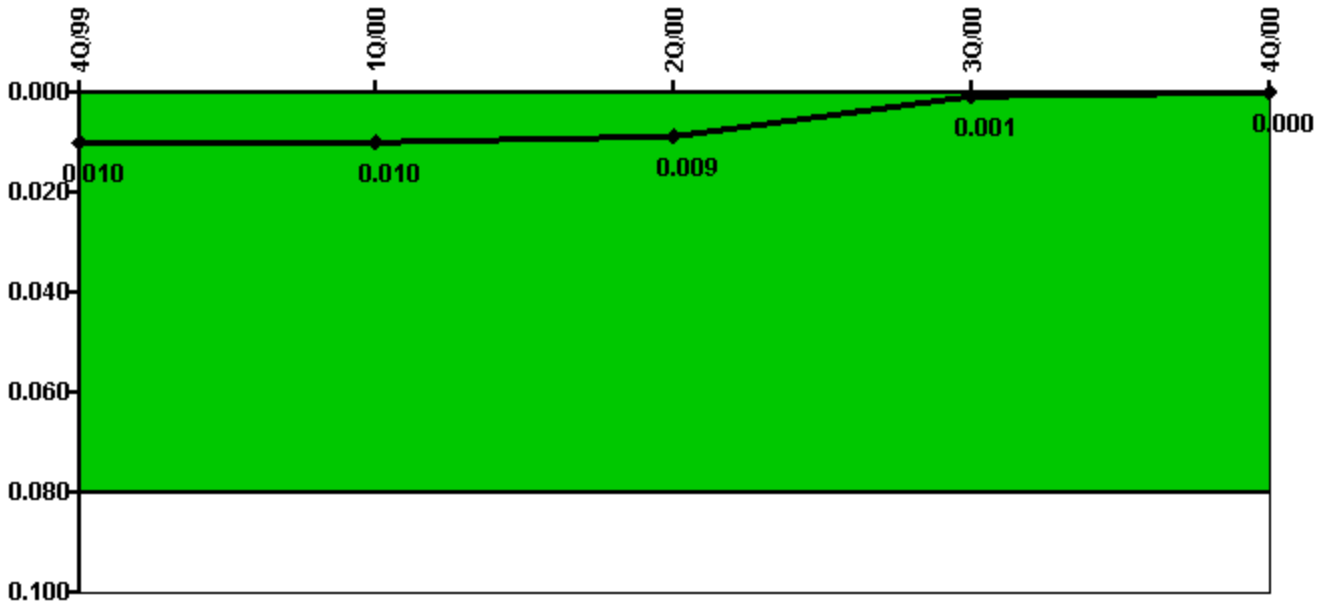
Thresholds: White > 1.0 Yellow > 3.0

Notes

RETS/ODCM Radiological Effluent	4Q/99	1Q/00	2Q/00	3Q/00	4Q/00
RETS/ODCM occurrences	0	0	0	0	0
Indicator value	0	0	0	0	0

Licensee Comments: none

Protected Area Security Performance Index



Thresholds: White > 0.080

Notes

Protected Area Security Performance Index	4Q/99	1Q/00	2Q/00	3Q/00	4Q/00
IDS compensatory hours	17.50	0.90	0	0	0
CCTV compensatory hours	0	0	0	0	1.1
IDS normalization factor	1.15	1.15	1.15	1.15	1.15
CCTV normalization factor	1.0	1.0	1.0	1.0	1.0
Index Value	0.010	0.010	0.009	0.001	0

Licensee Comments:

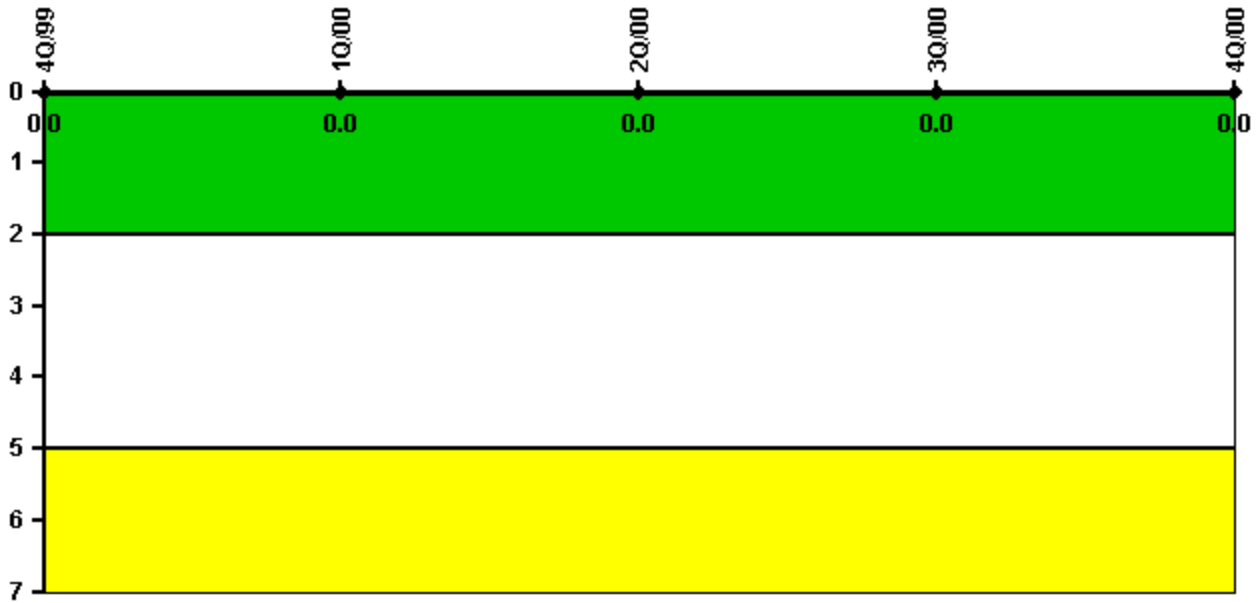
4Q/00: It was determined that the compensatory hours for the intrusion detection system (IDS) for the Access Portal doors had been reported. However, these doors were not included in the number of IDS zones used in the normalization factor and any compensatory hours should not have been reported for the Access Portal doors.

3Q/00: It was determined that the compensatory hours for the intrusion detection system (IDS) for the Access Portal doors had been reported. However, these doors were not included in the number of IDS zones used in the normalization factor and any compensatory hours should not have been reported for the Access Portal doors.

2Q/00: It was determined that compensatory hours for the intrusion detection system (IDS) for the Access Portal doors had been reported. However, these doors were not included in the number of IDS zones used in the normalization factor and any compensatory hours should not have been reported for the Access Portal doors.

1Q/00: It was determined that compensatory hours for the intrusion detection system (IDS) for the Access Portal doors had been previously reported. However, these doors were not included in the IDS zones used in the normalization factor and any compensatory hours should not have been reported for the Access Portal doors.

Personnel Screening Program




Thresholds: White > 2.0 Yellow > 5.0

Notes

Personnel Screening Program	4Q/99	1Q/00	2Q/00	3Q/00	4Q/00
Program failures	0	0	0	0	0
Indicator value	0	0	0	0	0

Licensee Comments: none

FFD/Personnel Reliability



Thresholds: White > 2.0 Yellow > 5.0

Notes

FFD/Personnel Reliability	4Q/99	1Q/00	2Q/00	3Q/00	4Q/00
Program Failures	0	0	0	0	0
Indicator value	0	0	0	0	0

Licensee Comments: none

▲ [PI Summary](#) | [Inspection Findings Summary](#) | [Action Matrix Summary](#) | [Reactor Oversight Process](#)

Last Modified: March 28, 2002