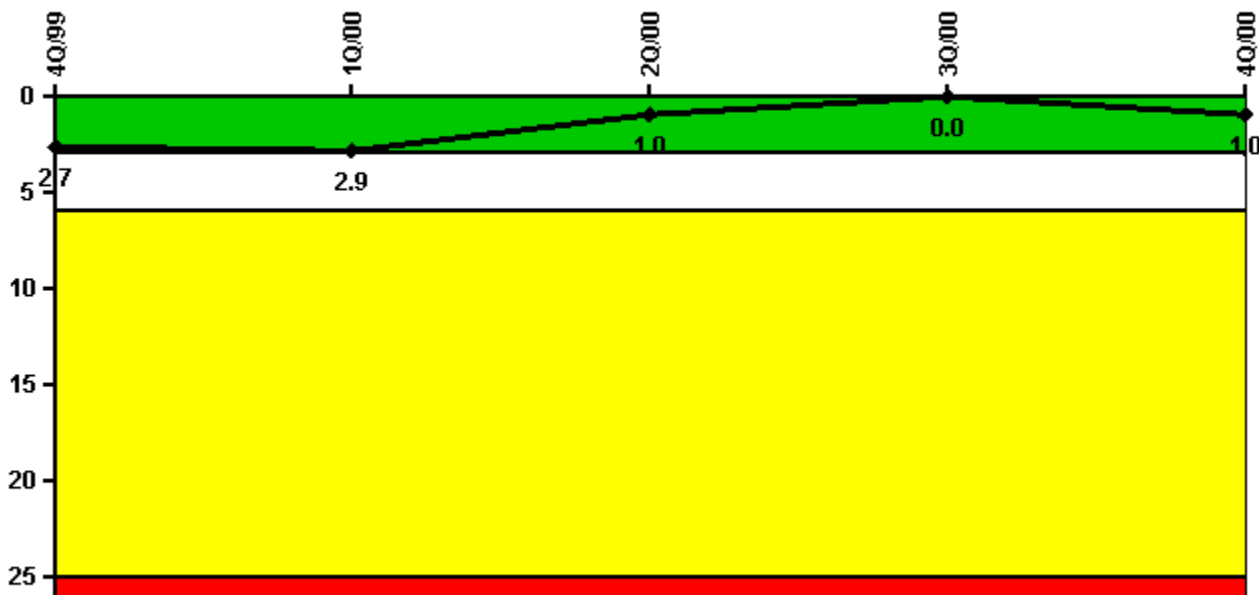


South Texas 1

4Q/2000 Performance Indicators

Licensee's General Comments: none

Unplanned Scrams per 7000 Critical Hrs



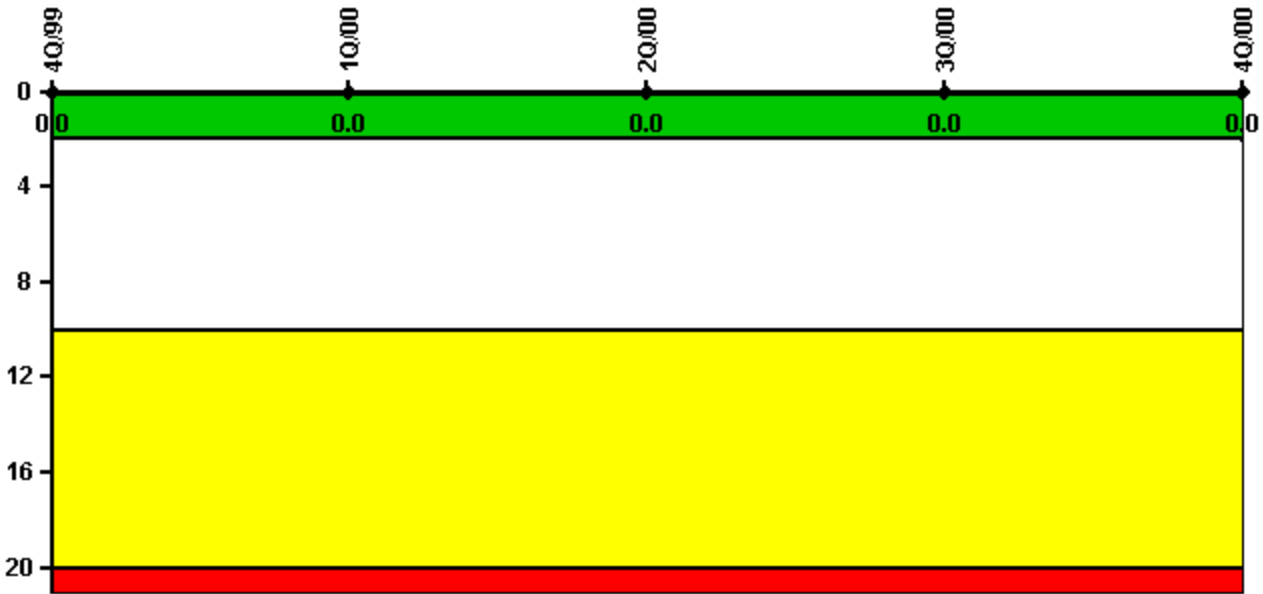
Thresholds: White > 3.0 Yellow > 6.0 Red > 25.0

Notes

Unplanned Scrams per 7000 Critical Hrs	4Q/99	1Q/00	2Q/00	3Q/00	4Q/00
Unplanned scrams	0	0	0	0	1.0
Critical hours	2209.0	1440.0	1198.3	2208.0	2136.6
Indicator value	2.7	2.9	1.0	0	1.0

Licensee Comments: none

Scrams with Loss of Normal Heat Removal



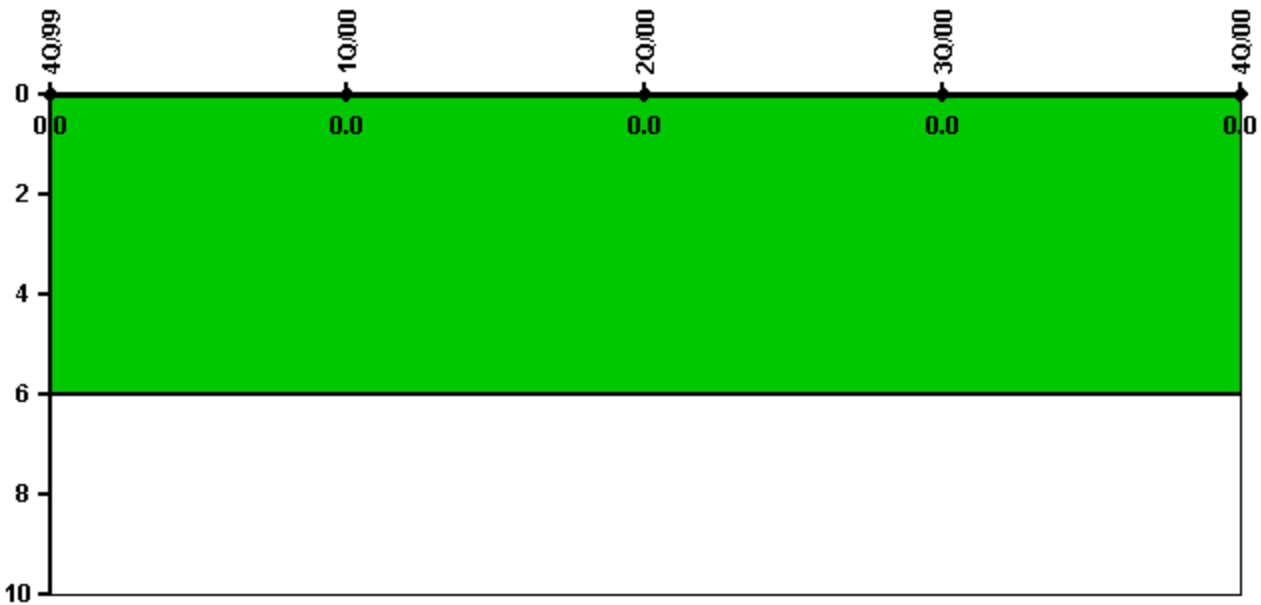
Thresholds: White > 2.0 Yellow > 10.0 Red > 20.0

Notes

Scrams with Loss of Normal Heat Removal	4Q/99	1Q/00	2Q/00	3Q/00	4Q/00
Scrams	0	0	0	0	0
Indicator value	0	0	0	0	0

Licensee Comments: none

Unplanned Power Changes per 7000 Critical Hrs



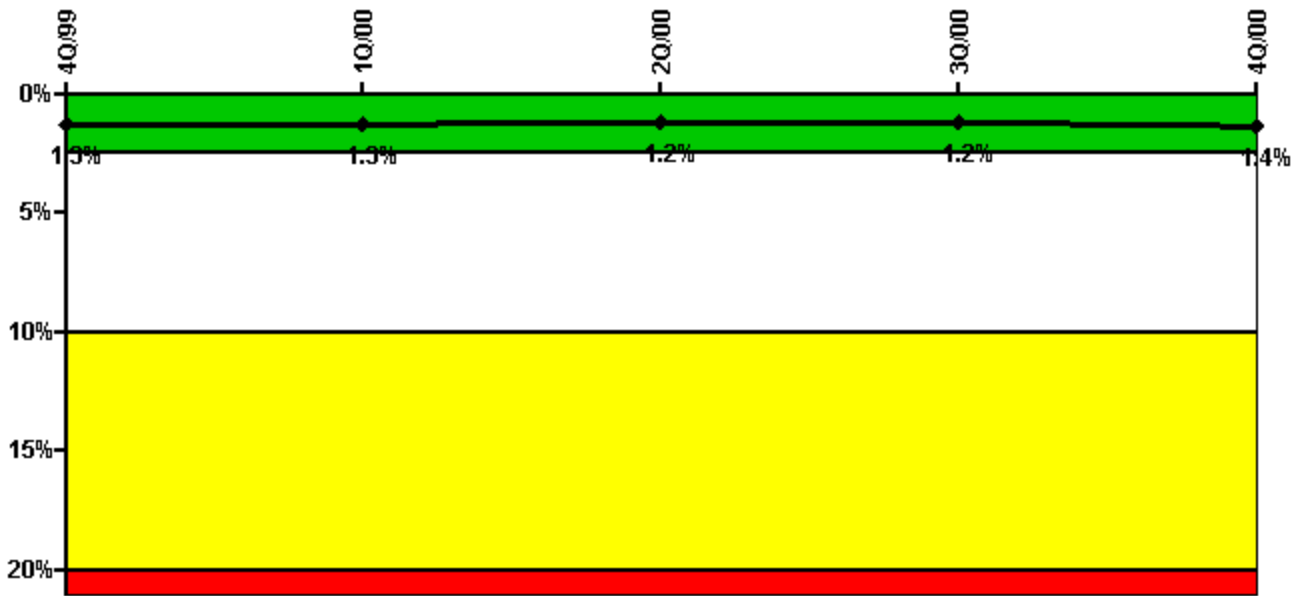
Thresholds: White > 6.0

Notes

Unplanned Power Changes per 7000 Critical Hrs	4Q/99	1Q/00	2Q/00	3Q/00	4Q/00
Unplanned power changes	0	0	0	0	0
Critical hours	2209.0	1440.0	1198.3	2208.0	2136.6
Indicator value	0	0	0	0	0

Licensee Comments: none

Safety System Unavailability, Emergency AC Power, >2EDG



Thresholds: White > 2.5% Yellow > 10.0% Red > 20.0%

Notes

Safety System Unavailability, Emergency AC Power, >2EDG	4Q/99	1Q/00	2Q/00	3Q/00	4Q/00
Train 1					
Planned unavailable hours	0	0	14.60	0	71.00
Unplanned unavailable hours	0	0	0	0	0
Fault exposure hours	0	0	0	0	0
Effective Reset hours	0	0	0	0	0
Required hours	2209.00	2184.00	2183.00	2208.00	2209.00
Train 2					
Planned unavailable hours	0	48.82	0	14.23	146.75
Unplanned unavailable hours	0	0	0	0	0
Fault exposure hours	0	0	0	0	0
Effective Reset hours	0	0	0	0	0
Required hours	2209.00	2184.00	2183.00	2208.00	2209.00
Train 3					
Planned unavailable hours	0	0	7.00	9.22	59.20
Unplanned unavailable hours	0	0	0	0	0
Fault exposure hours	0	0	0	0	0
Effective Reset hours	0	0	0	0	0
Required hours	2209.00	2184.00	2183.00	2208.00	2209.00
Indicator value	1.3%	1.3%	1.2%	1.2%	1.4%

Licensee Comments: none

Safety System Unavailability, High Pressure Injection System (HPSI)



Thresholds: White > 1.5% Yellow > 5.0% Red > 10.0%

Notes

Safety System Unavailability, High Pressure Injection System (HPSI)	4Q/99	1Q/00	2Q/00	3Q/00	4Q/00
Train 1					
Planned unavailable hours	0	0	32.90	10.00	17.40
Unplanned unavailable hours	0	0	0	5.60	0
Fault exposure hours	0	0	0	0	0
Effective Reset hours	0	0	0	0	0
Required hours	2209.00	1440.00	1198.30	2208.00	2136.60
Train 2					
Planned unavailable hours	0	18.15	0	15.00	36.97
Unplanned unavailable hours	0	0	0	0	0
Fault exposure hours	0	0	0	0	0
Effective Reset hours	0	0	0	0	0
Required hours	2209.00	1440.00	1198.30	2208.00	2136.60
Train 3					
Planned unavailable hours	10.85	0	0.80	9.98	96.70
Unplanned unavailable hours	0	0	0	0	0
Fault exposure hours	0	0	0	0	0
Effective Reset hours	0	0	0	0	0
Required hours	2209.00	1440.00	1198.30	2208.00	2136.60
Indicator value	1.0%	1.0%	0.9%	0.7%	0.9%

Licensee Comments: none

Safety System Unavailability, Heat Removal System (AFW)



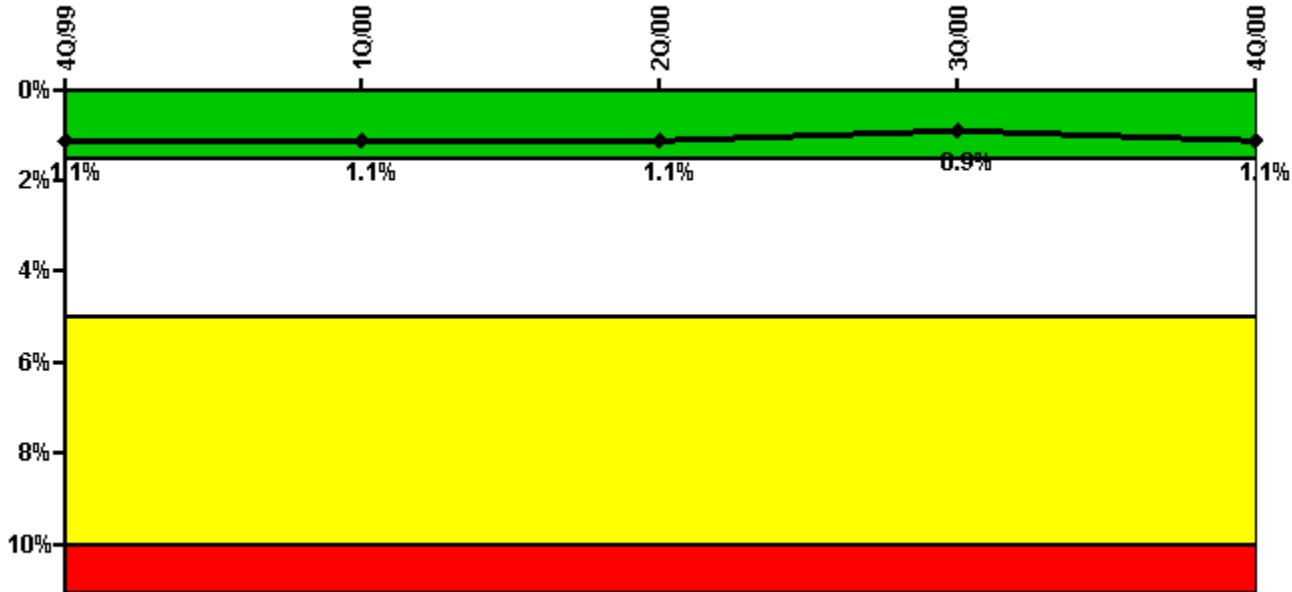
Thresholds: White > 2.0% Yellow > 6.0% Red > 12.0%

Notes

Safety System Unavailability, Heat Removal System (AFW)	4Q/99	1Q/00	2Q/00	3Q/00	4Q/00
Train 1					
Planned unavailable hours	0	13.53	0	10.63	18.20
Unplanned unavailable hours	0	0	0	0	0
Fault exposure hours	0	0	0	0	0
Effective Reset hours	0	0	0	0	0
Required hours	2209.00	1440.00	1198.30	2208.00	2136.60
Train 2					
Planned unavailable hours	8.65	4.95	0	11.75	10.40
Unplanned unavailable hours	0	0	0	0	0
Fault exposure hours	0	0	0	0	0
Effective Reset hours	0	0	0	0	0
Required hours	2209.00	1440.00	1198.30	2208.00	2136.60
Train 3					
Planned unavailable hours	0	24.90	6.50	0	0
Unplanned unavailable hours	0	0	0	0	0
Fault exposure hours	0	0	0	0	0
Effective Reset hours	0	0	0	0	0
Required hours	2209.00	1440.00	1198.30	2208.00	2136.60
Train 4					
Planned unavailable hours	0	0	0	12.37	17.87
Unplanned unavailable hours	0	0	0	0	0
Fault exposure hours	0	0	0	0	0
Effective Reset hours	0	0	0	0	0
Required hours	2209.00	1440.00	1198.30	2208.00	2136.60
Indicator value	0.6%	0.6%	0.6%	0.5%	0.5%

Licensee Comments: none

Safety System Unavailability, Residual Heat Removal System



Thresholds: White > 1.5% Yellow > 5.0% Red > 10.0%

Notes

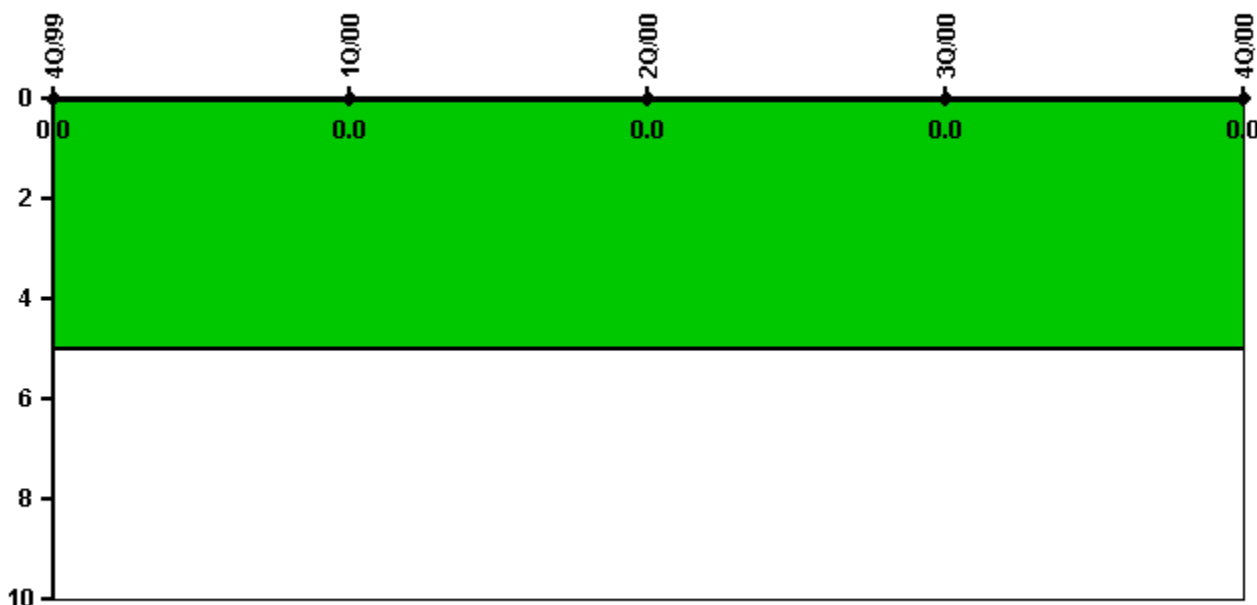
Safety System Unavailability, Residual Heat Removal System	4Q/99	1Q/00	2Q/00	3Q/00	4Q/00
Train 1					
Planned unavailable hours	16.53	0	66.75	47.75	29.48
Unplanned unavailable hours	0	0	0	0	0
Fault exposure hours	0	0	0	0	0
Effective Reset hours	0	0	0	0	0
Required hours	2209.00	1631.00	1570.80	2208.00	2209.00
Train 2					
Planned unavailable hours	0	40.03	0	0	51.98
Unplanned unavailable hours	0	0	0	0	0
Fault exposure hours	0	0	0	0	0
Effective Reset hours	0	0	0	0	0
Required hours	2209.00	1631.00	1570.80	2208.00	2209.00
Train 3					
Planned unavailable hours	21.15	0	0	0	38.05
Unplanned unavailable hours	0	0	0	0	0
Fault exposure hours	0	0	0	0	0
Effective Reset hours	0	0	0	0	0
Required hours	2209.00	1631.00	1570.80	2208.00	2209.00
Indicator value	1.1%	1.1%	1.1%	0.9%	1.1%

Licensee Comments:

4Q/00: STP has reevaluated the calculation of this indicator based on plant design, the definition of the indicator, and current FAQ's and determined that the RHR system unavailability has been over reported. The fourth quarter 2000 data has been revised accordingly. STP will complete the revision of the first, second & third quarter 2000 data prior to April 21, 2001.

4Q/00: STP has reevaluated the calculation of this indicator based on plant design, the definition of the indicator, and current FAQ's and determined that the RHR system unavailability has been over reported. The fourth quarter 2000 data has been revised accordingly. STP will complete the revision of the first, second & third quarter 2000 data prior to April 21, 2001.

Safety System Functional Failures (PWR)



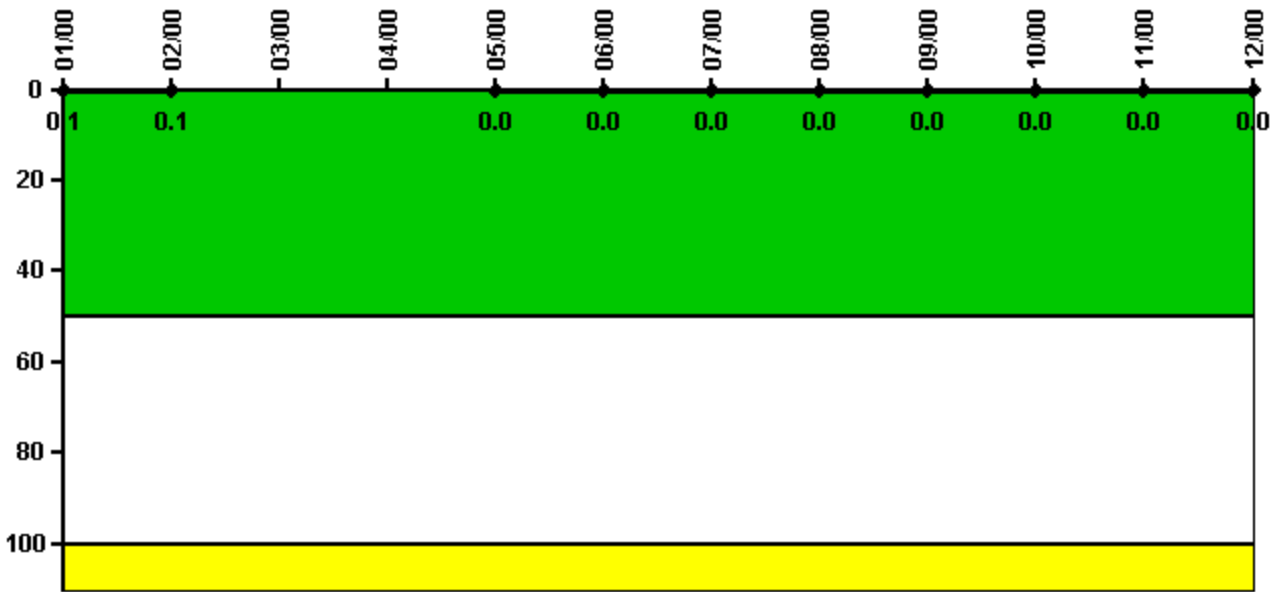
Thresholds: White > 5.0

Notes

Safety System Functional Failures (PWR)	4Q/99	1Q/00	2Q/00	3Q/00	4Q/00
Safety System Functional Failures	0	0	0	0	0
Indicator value	0	0	0	0	0

Licensee Comments: none

Reactor Coolant System Activity



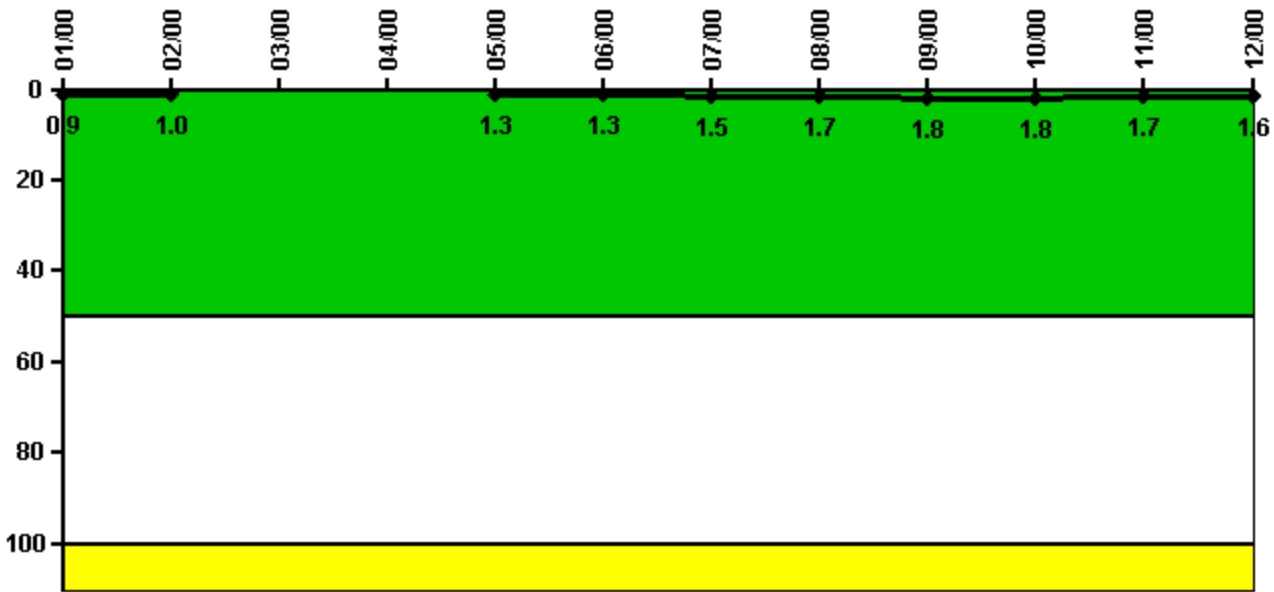
Thresholds: White > 50.0 Yellow > 100.0

Notes

Reactor Coolant System Activity	1/00	2/00	3/00	4/00	5/00	6/00	7/00	8/00	9/00	10/00	11/00	12/00
Maximum activity	0.001130	0.001010	N/A	N/A	0.000124	0.000146	0.000148	0.000162	0.000275	0.000175	0.000180	0.000302
Technical specification limit	1.0	1.0	N/A	N/A	1.0	1.0	1.0	1.0	1.0	1.0	1.0	1.0
Indicator value	0.1	0.1	N/A	N/A	0	0	0	0	0	0	0	0

Licensee Comments: none

Reactor Coolant System Leakage



Thresholds: White > 50.0 Yellow > 100.0

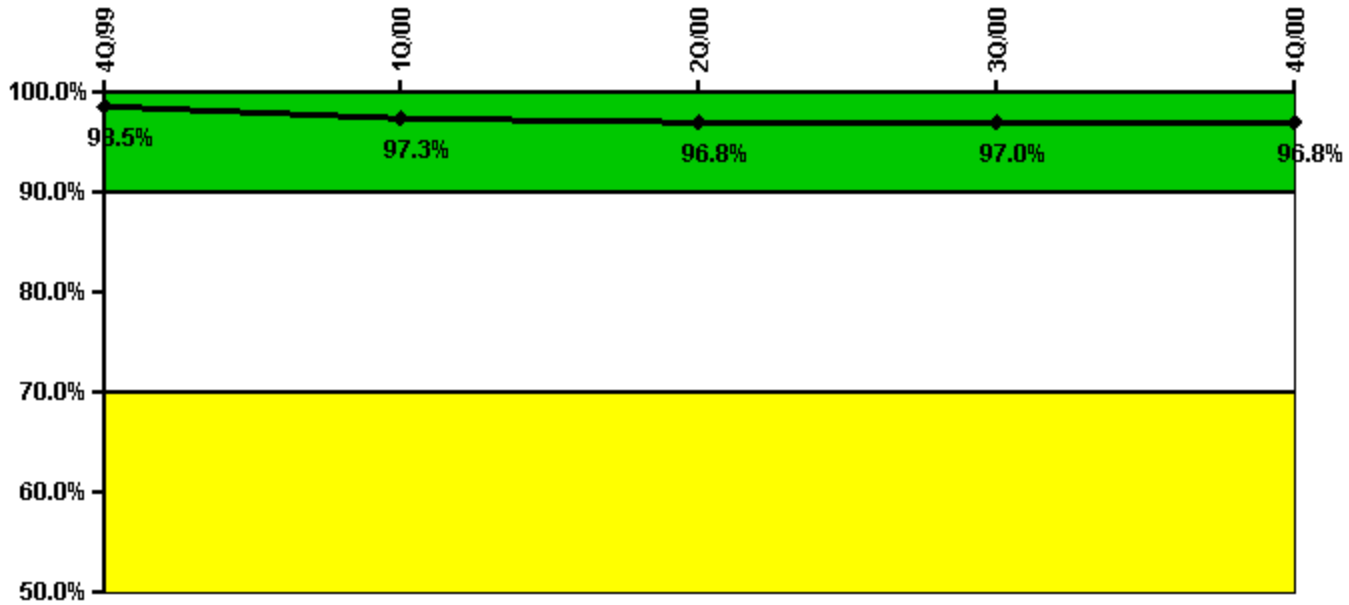
Notes

Reactor Coolant System Leakage	1/00	2/00	3/00	4/00	5/00	6/00	7/00	8/00	9/00	10/00	11/00	12/00
Maximum leakage	0.090	0.100	N/A	N/A	0.128	0.134	0.153	0.173	0.182	0.181	0.171	0.156
Technical specification limit	10.0	10.0	N/A	10.0	10.0	10.0	10.0	10.0	10.0	10.0	10.0	10.0
Indicator value	0.9	1.0	N/A	N/A	1.3	1.3	1.5	1.7	1.8	1.8	1.7	1.6

Licensee Comments:

12/00: Revised 10/2000 and 12/2000 maximum RCS identified leakage, because of a reporting error.

Drill/Exercise Performance



Thresholds: White < 90.0% Yellow < 70.0%

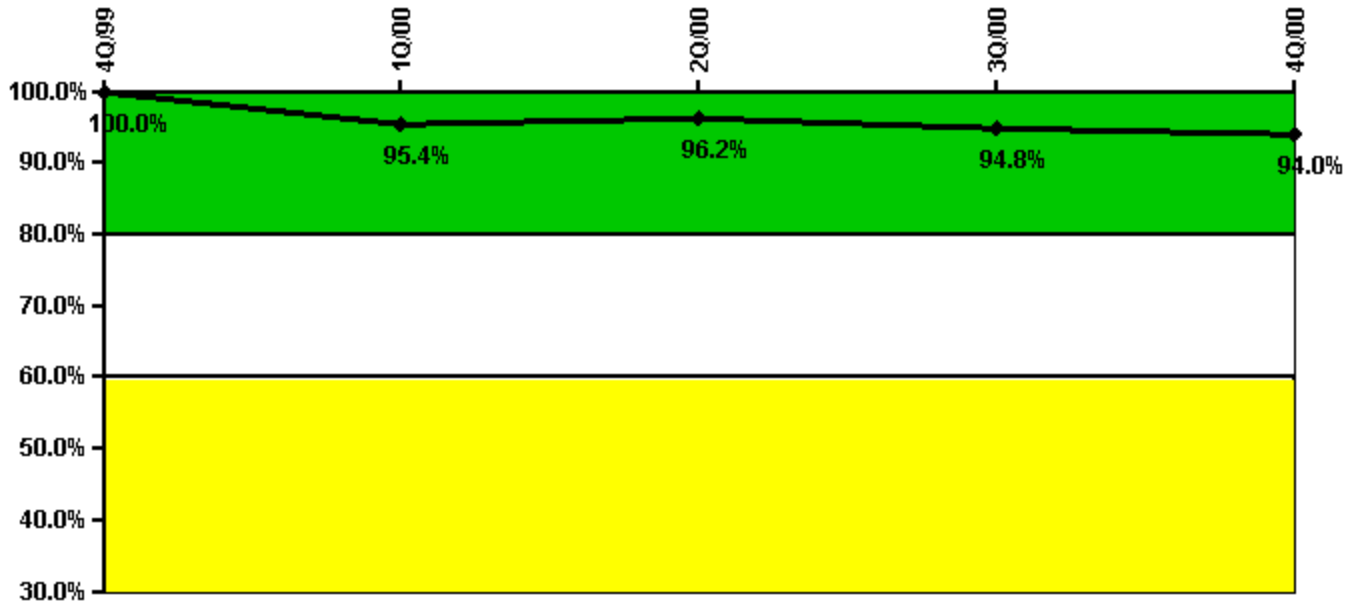
Notes

Drill/Exercise Performance	4Q/99	1Q/00	2Q/00	3Q/00	4Q/00
Successful opportunities	8.0	253.0	7.0	25.0	9.0
Total opportunities	8.0	261.0	8.0	26.0	10.0
Indicator value	98.5%	97.3%	96.8%	97.0%	96.8%

Licensee Comments:

1Q/00: In reviewing the historical data we identified a calculation error when translating from quarterly to monthly input values.

ERO Drill Participation



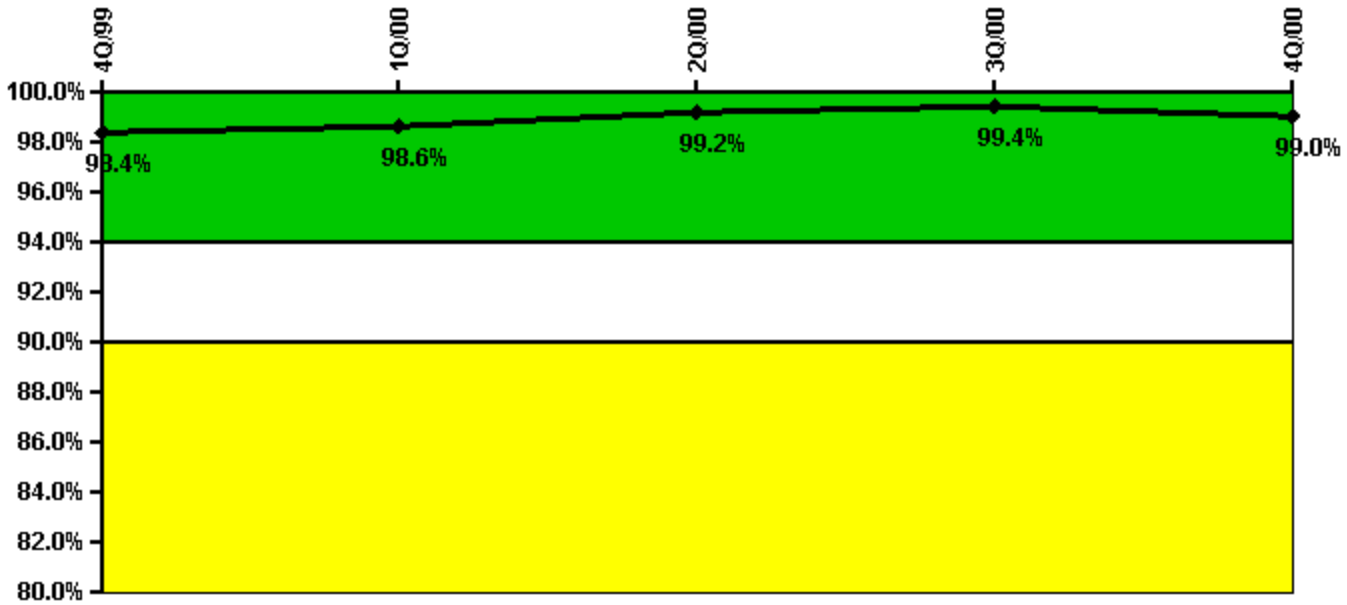
Thresholds: White < 80.0% Yellow < 60.0%

Notes

ERO Drill Participation	4Q/99	1Q/00	2Q/00	3Q/00	4Q/00
Participating Key personnel	47.0	125.0	126.0	110.0	109.0
Total Key personnel	47.0	131.0	131.0	116.0	116.0
Indicator value	100.0%	95.4%	96.2%	94.8%	94.0%

Licensee Comments: none

Alert & Notification System



Thresholds: White < 94.0% Yellow < 90.0%

Notes

Alert & Notification System	4Q/99	1Q/00	2Q/00	3Q/00	4Q/00
Successful siren-tests	215	183	217	186	212
Total sirens-tests	217	186	217	186	217
Indicator value	98.4%	98.6%	99.2%	99.4%	99.0%

Licensee Comments:

4Q/00: December data revised on 6/27/2001 to indicate a change due to evaluation of data.

Occupational Exposure Control Effectiveness



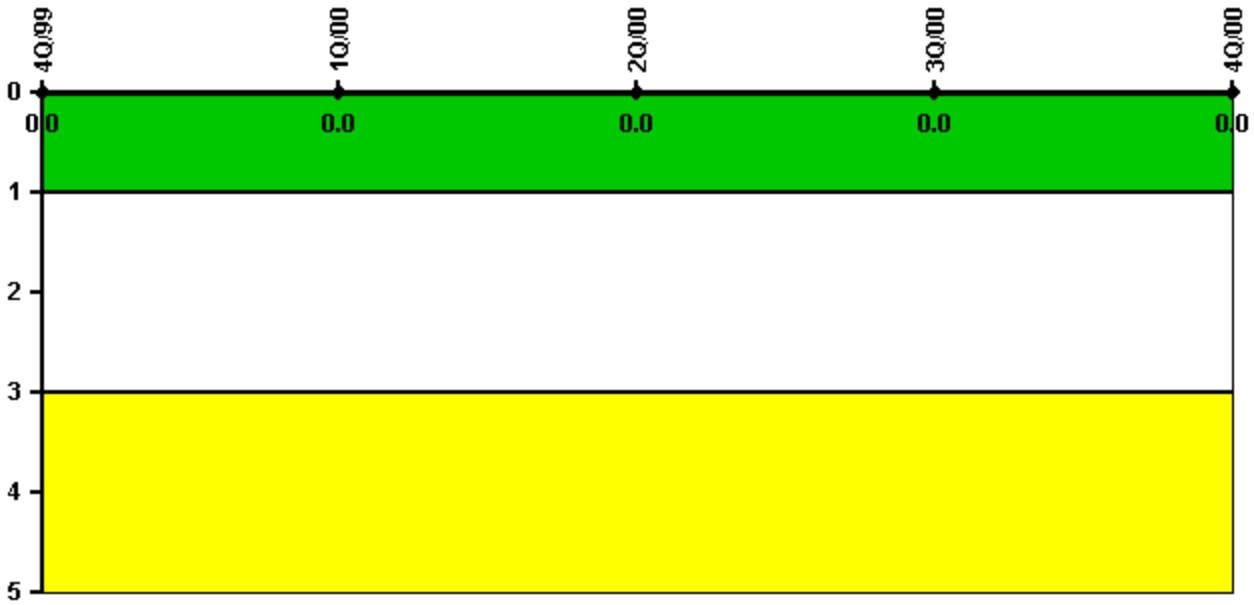
Thresholds: White > 2.0 Yellow > 5.0

Notes

Occupational Exposure Control Effectiveness	4Q/99	1Q/00	2Q/00	3Q/00	4Q/00
High radiation area occurrences	0	0	0	0	0
Very high radiation area occurrences	0	0	0	0	0
Unintended exposure occurrences	0	0	0	0	0
Indicator value	0	0	0	0	0

Licensee Comments: none

RETS/ODCM Radiological Effluent



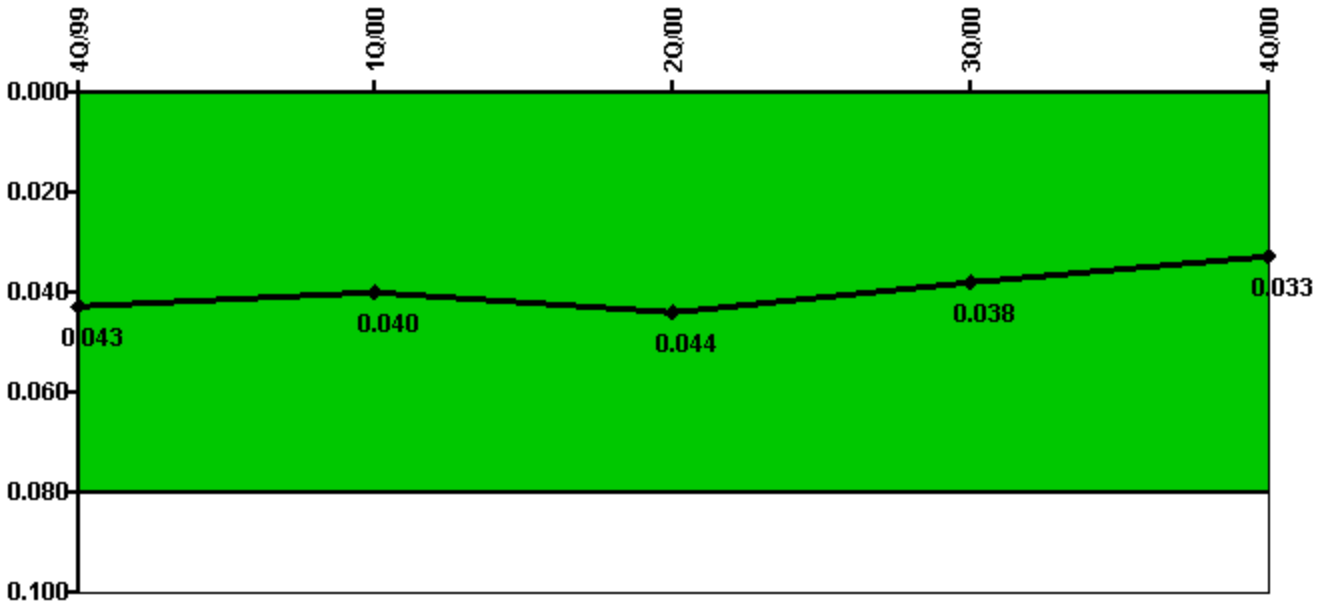
Thresholds: White > 1.0 Yellow > 3.0

Notes

RETS/ODCM Radiological Effluent	4Q/99	1Q/00	2Q/00	3Q/00	4Q/00
RETS/ODCM occurrences	0	0	0	0	0
Indicator value	0	0	0	0	0

Licensee Comments: none

Protected Area Security Performance Index



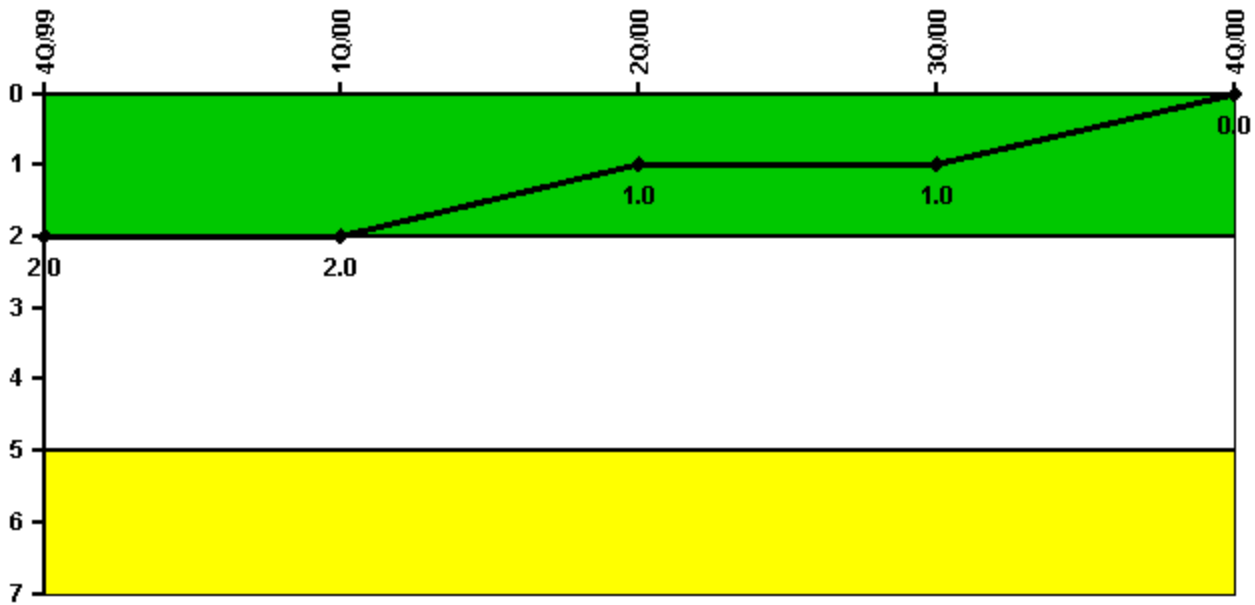
Thresholds: White > 0.080

Notes

Protected Area Security Performance Index	4Q/99	1Q/00	2Q/00	3Q/00	4Q/00
IDS compensatory hours	347.10	352.60	116.30	200.70	282.90
CCTV compensatory hours	147.2	17.1	99.9	3.6	69.4
IDS normalization factor	2.20	2.20	2.20	2.20	2.20
CCTV normalization factor	1.3	1.3	1.3	1.3	1.3
Index Value	0.043	0.040	0.044	0.038	0.033

Licensee Comments: none

Personnel Screening Program



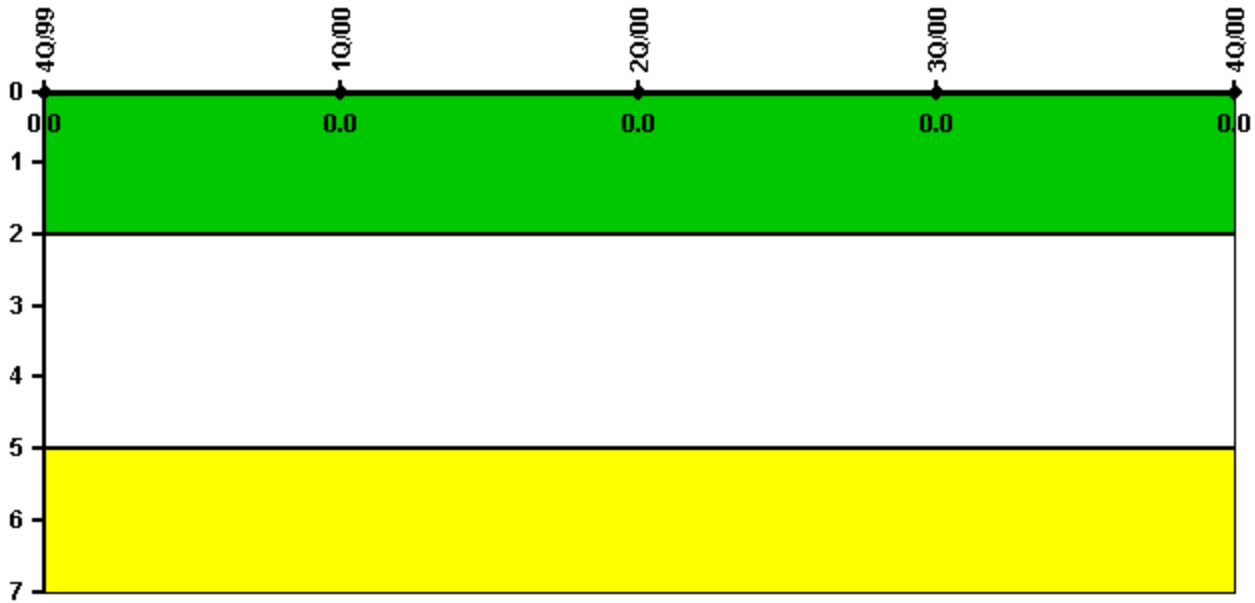
Thresholds: White > 2.0 Yellow > 5.0

Notes

Personnel Screening Program	4Q/99	1Q/00	2Q/00	3Q/00	4Q/00
Program failures	1	0	0	0	0
Indicator value	2	2	1	1	0

Licensee Comments: none

FFD/Personnel Reliability



Thresholds: White > 2.0 Yellow > 5.0

Notes

FFD/Personnel Reliability	4Q/99	1Q/00	2Q/00	3Q/00	4Q/00
Program Failures	0	0	0	0	0
Indicator value	0	0	0	0	0

Licensee Comments: none

▲ [PI Summary](#) | [Inspection Findings Summary](#) | [Action Matrix Summary](#) | [Reactor Oversight Process](#)

Last Modified: March 28, 2002