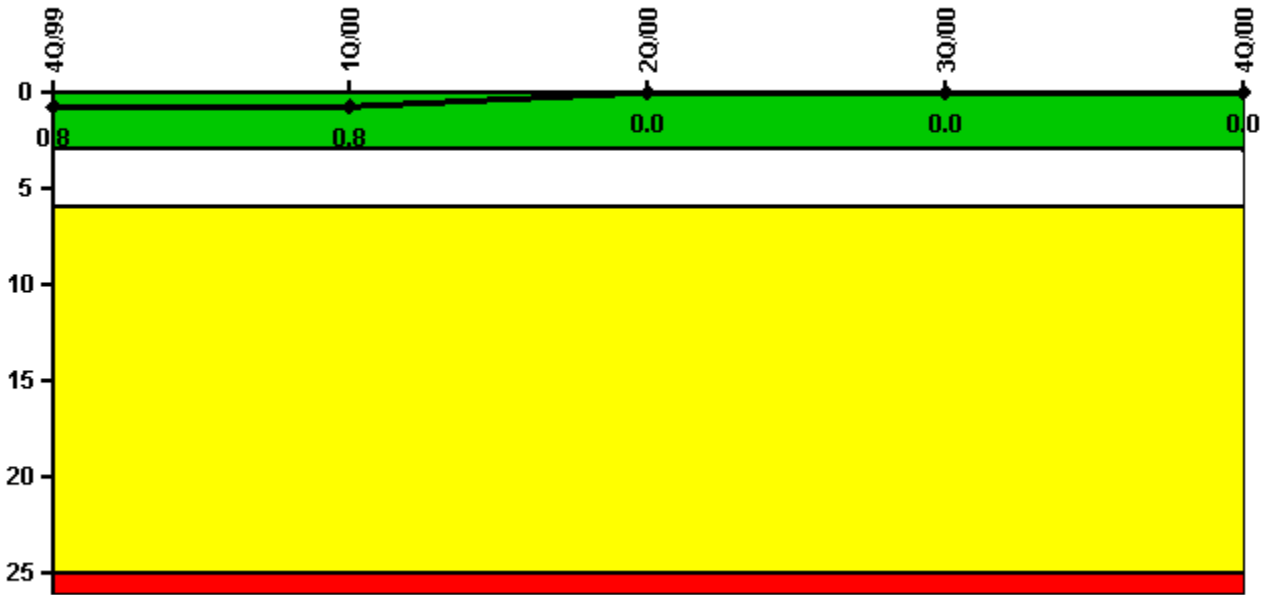


Saint Lucie 2

4Q/2000 Performance Indicators

Licensee's General Comments: none

Unplanned Scrams per 7000 Critical Hrs



Thresholds: White > 3.0 Yellow > 6.0 Red > 25.0

Notes

Unplanned Scrams per 7000 Critical Hrs	4Q/99	1Q/00	2Q/00	3Q/00	4Q/00
Unplanned scrams	0	0	0	0	0
Critical hours	2209.0	2184.0	1473.6	2208.0	2209.0
Indicator value	0.8	0.8	0	0	0

Licensee Comments: none

Scrams with Loss of Normal Heat Removal



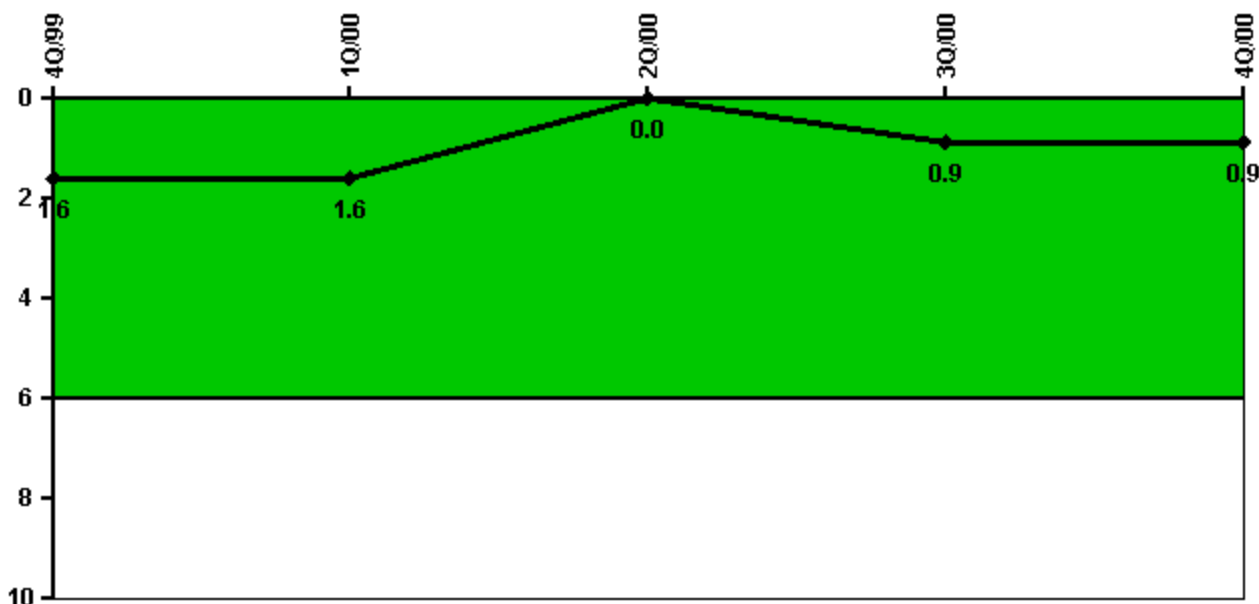
Thresholds: White > 2.0 Yellow > 10.0 Red > 20.0

Notes

Scrams with Loss of Normal Heat Removal	4Q/99	1Q/00	2Q/00	3Q/00	4Q/00
Scrams	0	0	0	0	0
Indicator value	0	0	0	0	0

Licensee Comments: none

Unplanned Power Changes per 7000 Critical Hrs



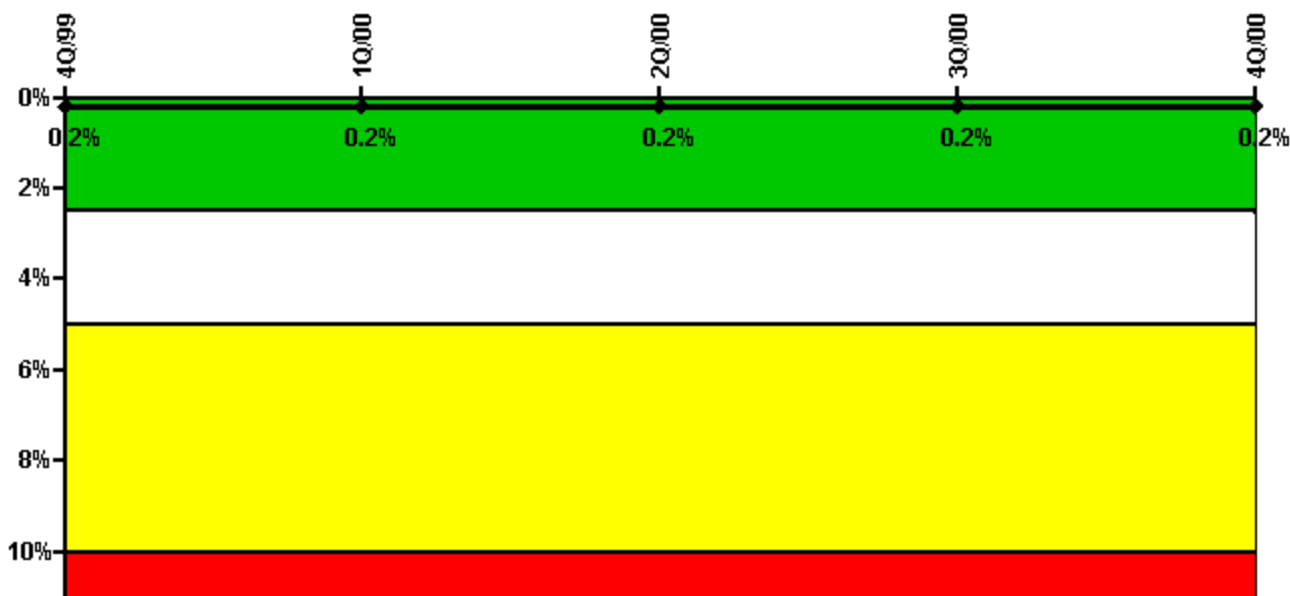
Thresholds: White > 6.0

Notes

Unplanned Power Changes per 7000 Critical Hrs	4Q/99	1Q/00	2Q/00	3Q/00	4Q/00
Unplanned power changes	0	0	0	1.0	0
Critical hours	2209.0	2184.0	1473.6	2208.0	2209.0
Indicator value	1.6	1.6	0	0.9	0.9

Licensee Comments: none

Safety System Unavailability, Emergency AC Power



Thresholds: White > 2.5% Yellow > 5.0% Red > 10.0%

Notes

Safety System Unavailability, Emergency AC Power	4Q/99	1Q/00	2Q/00	3Q/00	4Q/00
Train 1					
Planned unavailable hours	0	6.70	2.70	6.30	6.60
Unplanned unavailable hours	0	0	0	0	0
Fault exposure hours	0	0	0	0	0
Effective Reset hours	0	0	0	0	0
Required hours	2209.00	2184.00	1882.90	2208.00	2209.00
Train 2					
Planned unavailable hours	0	4.40	3.90	4.20	4.70
Unplanned unavailable hours	0	0.40	0	30.60	0
Fault exposure hours	0	0	0	0	0
Effective Reset hours	0	0	0	0	0
Required hours	2209.00	2184.00	1882.90	2208.00	2209.00
Indicator value	0.2%	0.2%	0.2%	0.2%	0.2%

Licensee Comments: none

Safety System Unavailability, High Pressure Injection System (HPSI)



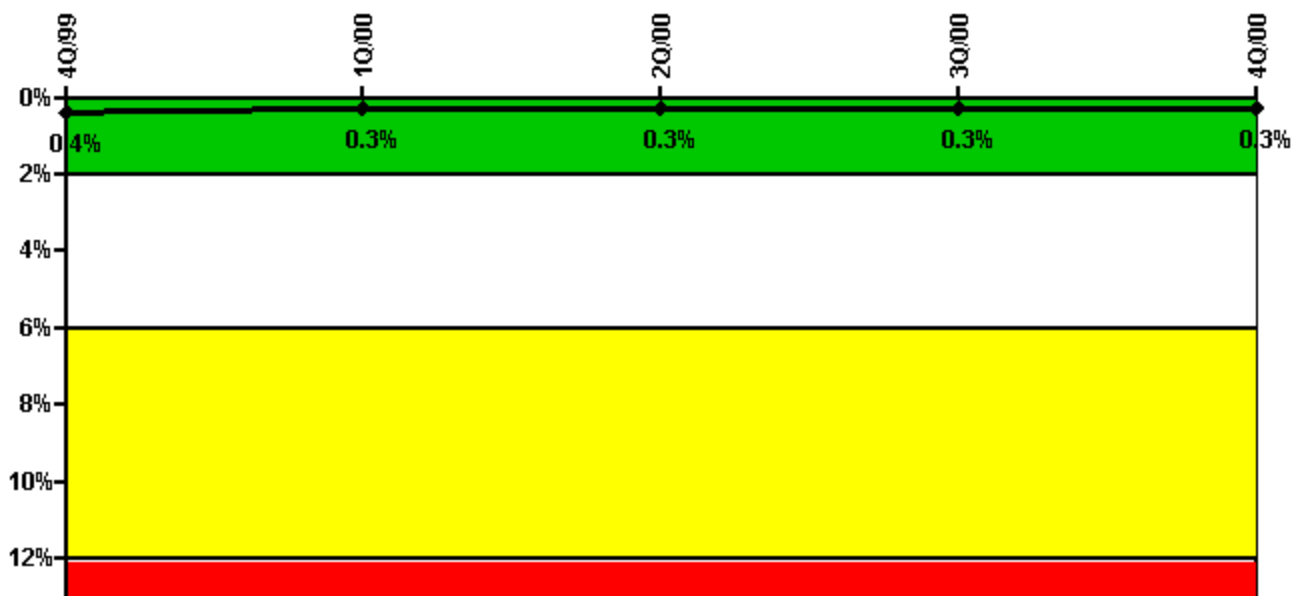
Thresholds: White > 1.5% Yellow > 5.0% Red > 10.0%

Notes

Safety System Unavailability, High Pressure Injection System (HPSI)	4Q/99	1Q/00	2Q/00	3Q/00	4Q/00
Train 1					
Planned unavailable hours	1.90	41.90	1.80	2.20	0
Unplanned unavailable hours	0	0	0	0	0
Fault exposure hours	0	0	0	0	0
Effective Reset hours	0	0	0	0	0
Required hours	2209.00	2184.00	1507.20	2208.00	2209.00
Train 2					
Planned unavailable hours	3.10	2.40	1.00	3.30	0.90
Unplanned unavailable hours	0	0	0	0	0
Fault exposure hours	0	0	0	0	0
Effective Reset hours	0	0	0	0	0
Required hours	2209.00	2184.00	1507.20	2208.00	2209.00
Indicator value	0.8%	0.8%	0.7%	0.7%	0.7%

Licensee Comments: none

Safety System Unavailability, Heat Removal System (AFW)



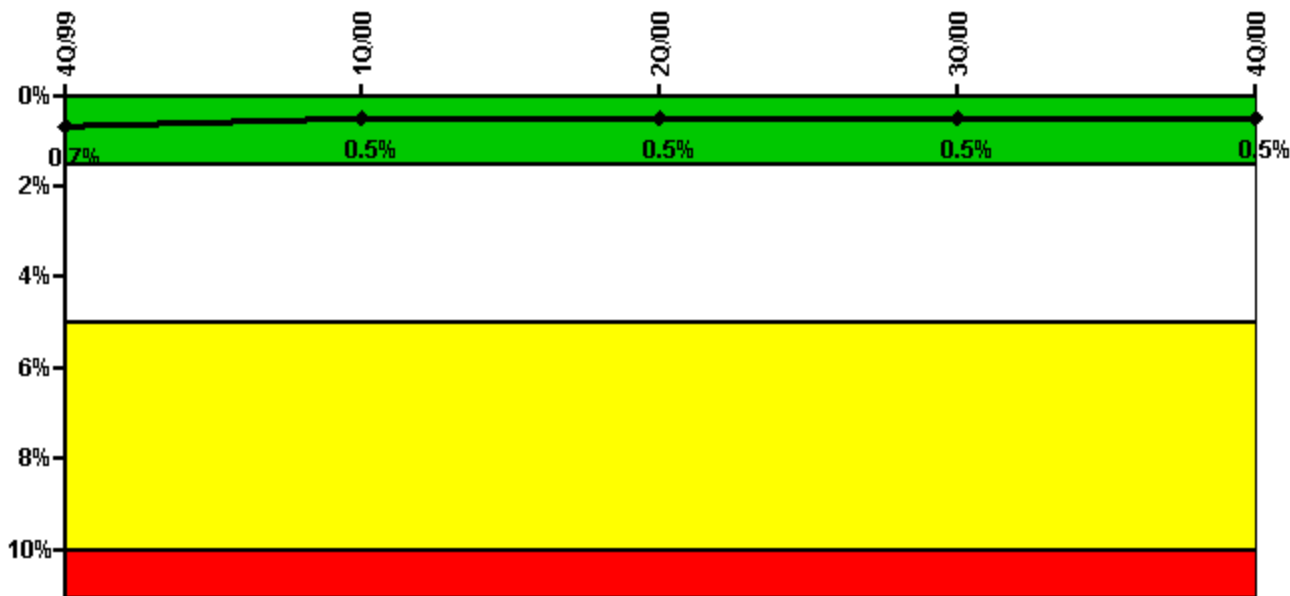
Thresholds: White > 2.0% Yellow > 6.0% Red > 12.0%

Notes

Safety System Unavailability, Heat Removal System (AFW)	4Q/99	1Q/00	2Q/00	3Q/00	4Q/00
Train 1					
Planned unavailable hours	13.60	2.33	0	1.03	1.90
Unplanned unavailable hours	33.00	0	2.30	0	0
Fault exposure hours	0	0	0	0	0
Effective Reset hours	0	0	0	0	0
Required hours	2209.00	2184.00	1474.50	2208.00	2209.00
Train 2					
Planned unavailable hours	1.50	8.70	0	0	1.80
Unplanned unavailable hours	0	0	0	0	0
Fault exposure hours	0	0	0	0	0
Effective Reset hours	0	0	0	0	0
Required hours	2209.00	2184.00	1474.50	2208.00	2209.00
Train 3					
Planned unavailable hours	13.00	2.15	0	2.50	27.90
Unplanned unavailable hours	20.00	0	0	0	0
Fault exposure hours	0	0	0	0	0
Effective Reset hours	0	0	0	0	0
Required hours	2209.00	2184.00	1474.50	2208.00	2209.00
Indicator value	0.4%	0.3%	0.3%	0.3%	0.3%

Licensee Comments: none

Safety System Unavailability, Residual Heat Removal System



Thresholds: White > 1.5% Yellow > 5.0% Red > 10.0%

Notes

Safety System Unavailability, Residual Heat Removal System	4Q/99	1Q/00	2Q/00	3Q/00	4Q/00
Train 1					
Planned unavailable hours	3.70	48.10	1.80	57.80	0
Unplanned unavailable hours	0	0	0	0	0
Fault exposure hours	0	0	0	0	0
Effective Reset hours	0	0	0	0	0
Required hours	2209.00	2184.00	1507.20	2208.00	2209.00
Train 2					
Planned unavailable hours	6.70	1.90	2.50	2.60	15.40
Unplanned unavailable hours	0	0	0	0	0
Fault exposure hours	0	0	0	0	0
Effective Reset hours	0	0	0	0	0
Required hours	2209.00	2184.00	1507.20	2208.00	2209.00
Train 3					
Planned unavailable hours	0	0	0	0	0
Unplanned unavailable hours	0	0	0	0	0
Fault exposure hours	0	0	0	0	0
Effective Reset hours	0	0	0	0	0
Required hours	0	0	507.30	0	0
Train 4					
Planned unavailable hours	0	0	0	0	0
Unplanned unavailable hours	0	0	0	0	0
Fault exposure hours	0	0	0	0	0
Effective Reset hours	0	0	0	0	0
Required hours	0	0	507.30	0	0
Indicator value	0.7%	0.5%	0.5%	0.5%	0.5%

Licensee Comments:

2Q/00: Recalculated and revised using historical data in accordance with NEI 99-02, Rev. 1 App. D Plant Specific Design Issues for CE NSSS RHR SSU performance option 2.

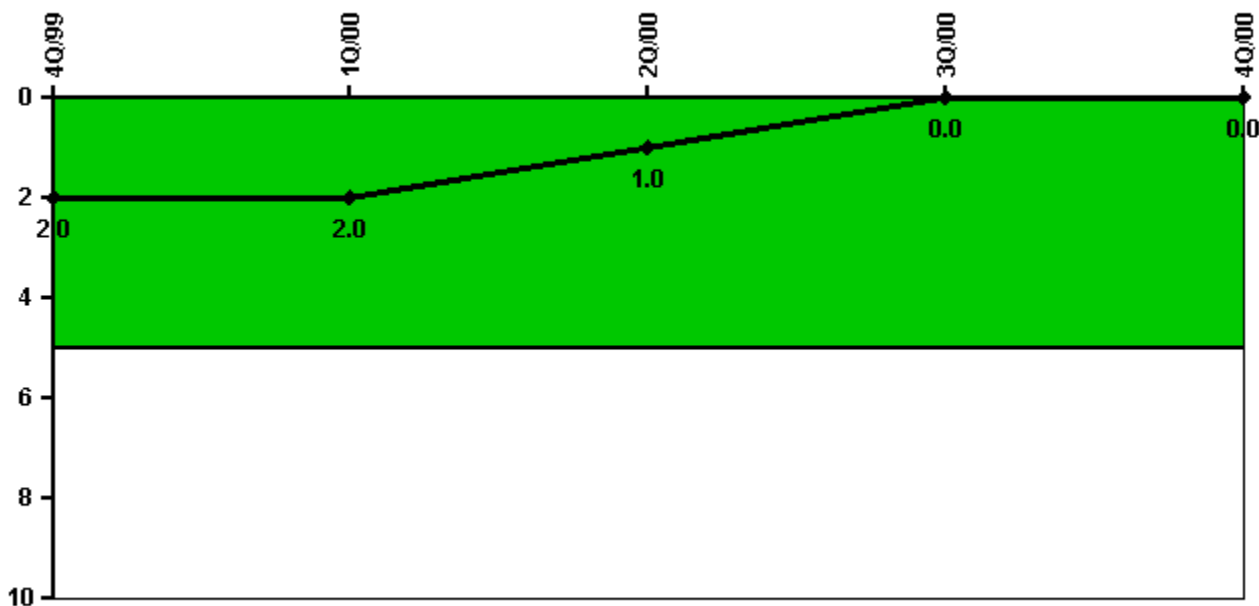
4Q/99: Recalculated and revised using historical data in accordance with NEI 99-02, Rev. 1 App. D Plant Specific Design Issues for CE NSSS RHR SSU performance option 2.

3Q/99: Recalculated and revised using historical data in accordance with NEI 99-02, Rev. 1 App. D Plant Specific Design Issues for CE NSSS RHR SSU performance option 2.

2Q/99: Recalculated and revised using historical data in accordance with NEI 99-02, Rev. 1 App. D Plant Specific Design Issues for CE NSSS RHR SSU performance option 2.

1Q/99: Recalculated and revised using historical data in accordance with NEI 99-02, Rev. 1 App. D Plant Specific Design Issues for CE NSSS RHR SSU performance option 2.

Safety System Functional Failures (PWR)



Thresholds: White > 5.0

Notes

Safety System Functional Failures (PWR)	4Q/99	1Q/00	2Q/00	3Q/00	4Q/00
Safety System Functional Failures	0	0	0	0	0
Indicator value	2	2	1	0	0

Licensee Comments: none

Reactor Coolant System Activity



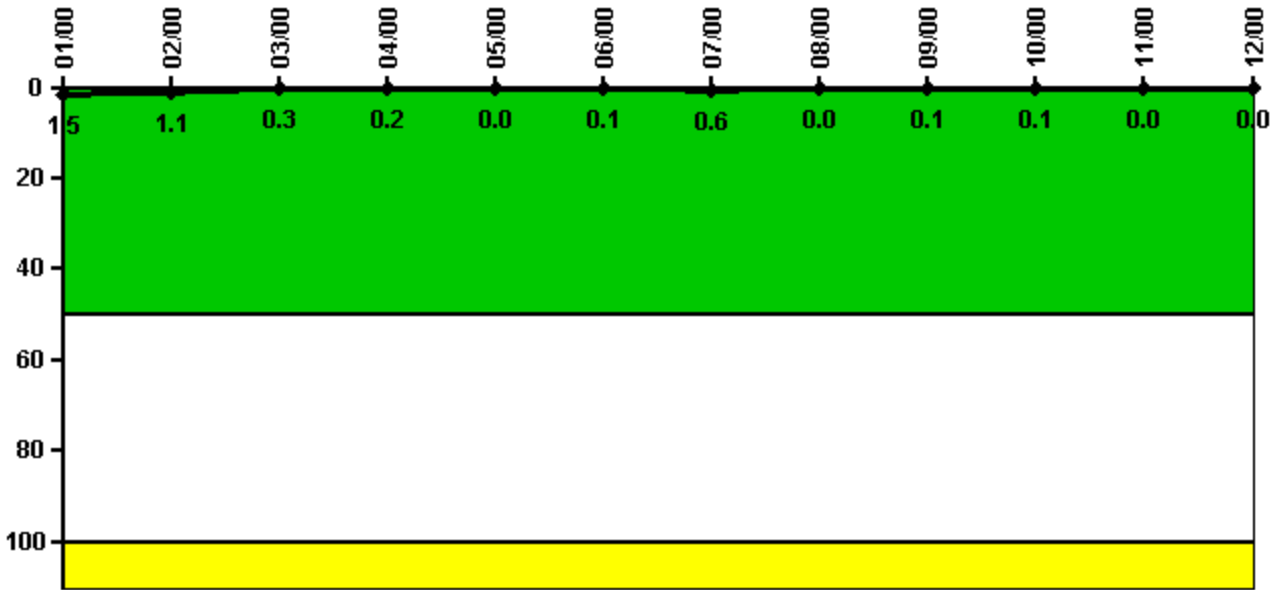
Thresholds: White > 50.0 Yellow > 100.0

Notes

Reactor Coolant System Activity	1/00	2/00	3/00	4/00	5/00	6/00	7/00	8/00	9/00	10/00	11/00	12/00
Maximum activity	0.002860	0.002830	0.002940	0.005270	0.000872	0.001050	0.000927	0.001010	0.001020	0.001150	0.001050	0.001150
Technical specification limit	1.0	1.0	1.0	1.0	1.0	1.0	1.0	1.0	1.0	1.0	1.0	1.0
Indicator value	0.3	0.3	0.3	0.5	0.1	0.1	0.1	0.1	0.1	0.1	0.1	0.1

Licensee Comments: none

Reactor Coolant System Leakage



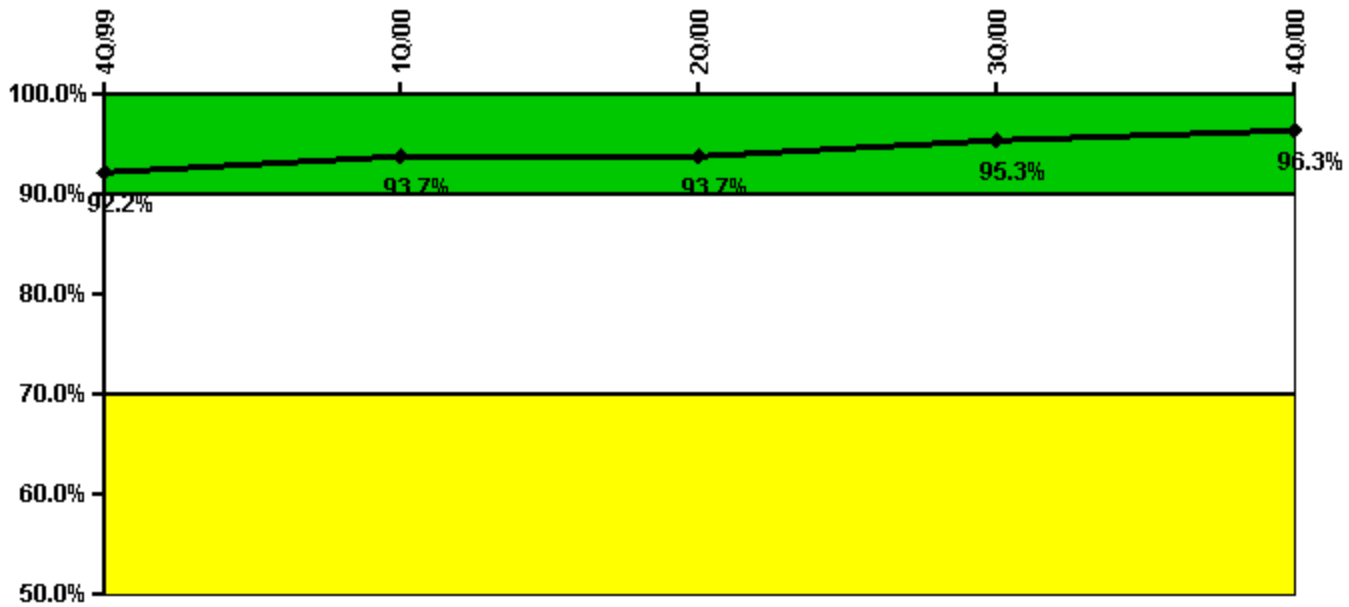
Thresholds: White > 50.0 Yellow > 100.0

Notes

Reactor Coolant System Leakage	1/00	2/00	3/00	4/00	5/00	6/00	7/00	8/00	9/00	10/00	11/00	12/00
Maximum leakage	0.150	0.110	0.030	0.020	0	0.010	0.060	0	0.010	0.010	0	0
Technical specification limit	10.0	10.0	10.0	10.0	10.0	10.0	10.0	10.0	10.0	10.0	10.0	10.0
Indicator value	1.5	1.1	0.3	0.2	0	0.1	0.6	0	0.1	0.1	0	0

Licensee Comments: none

Drill/Exercise Performance



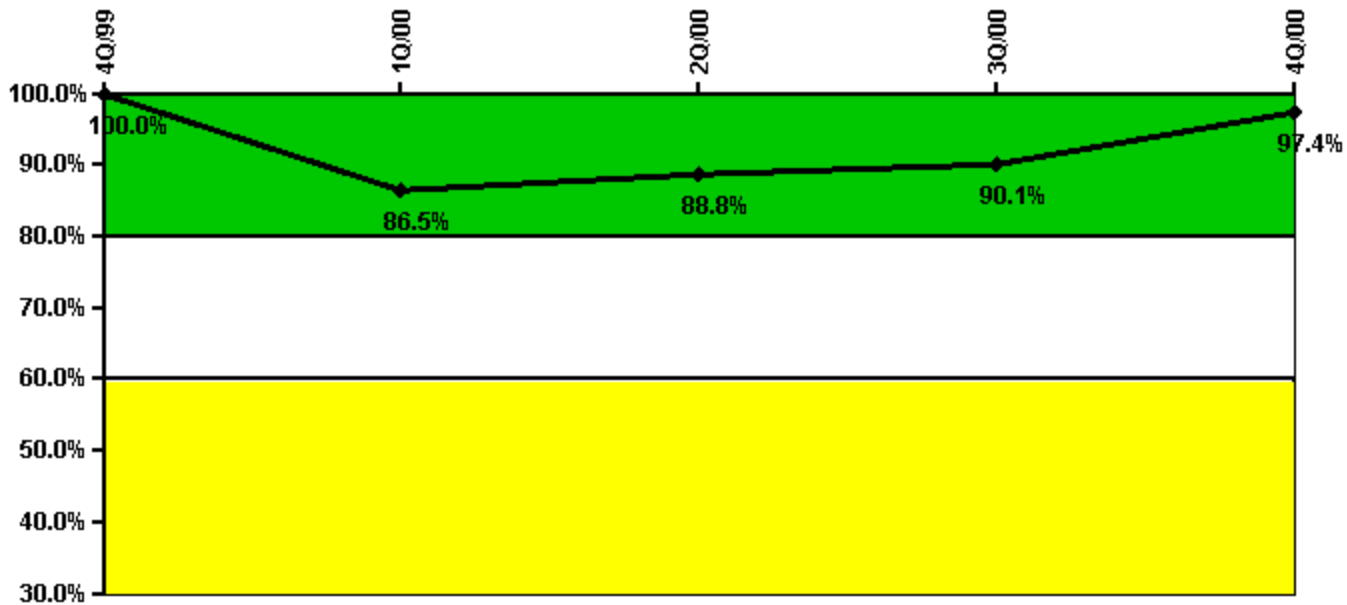
Thresholds: White < 90.0% Yellow < 70.0%

Notes

Drill/Exercise Performance	4Q/99	1Q/00	2Q/00	3Q/00	4Q/00
Successful opportunities	98.0	26.0	8.0	65.0	127.0
Total opportunities	100.0	27.0	9.0	65.0	130.0
Indicator value	92.2%	93.7%	93.7%	95.3%	96.3%

Licensee Comments: none

ERO Drill Participation



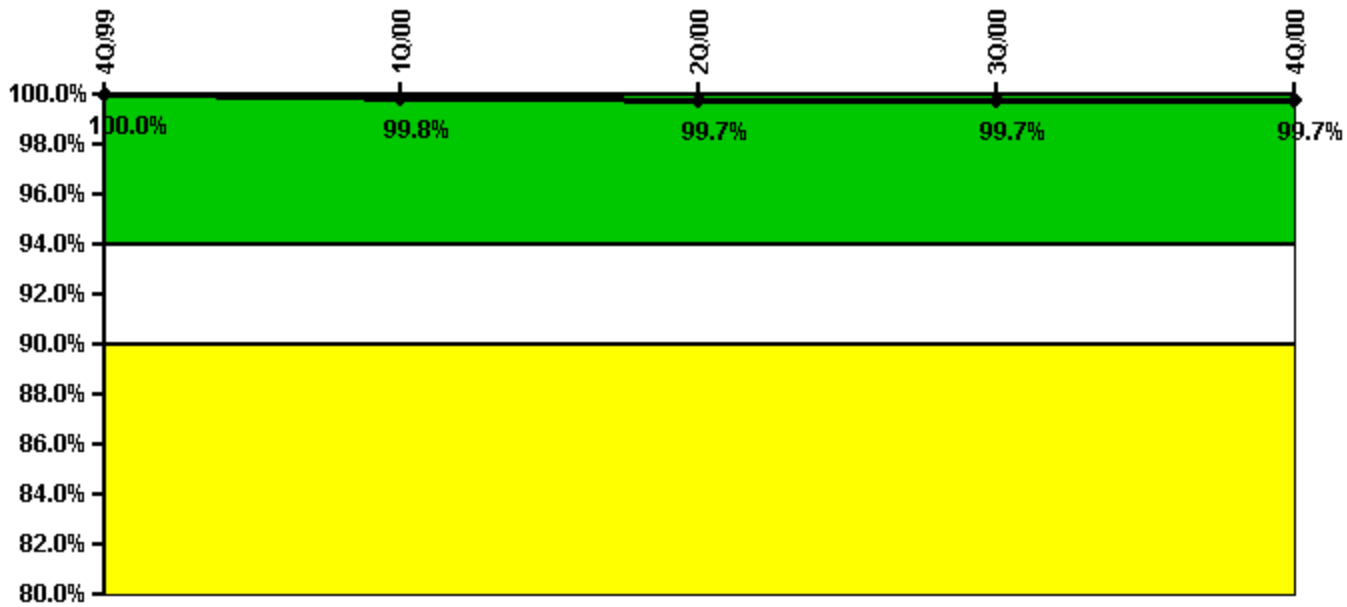
Thresholds: White < 80.0% Yellow < 60.0%

Notes

ERO Drill Participation	4Q/99	1Q/00	2Q/00	3Q/00	4Q/00
Participating Key personnel	85.0	77.0	71.0	73.0	75.0
Total Key personnel	85.0	89.0	80.0	81.0	77.0
Indicator value	100.0%	86.5%	88.8%	90.1%	97.4%

Licensee Comments: none

Alert & Notification System



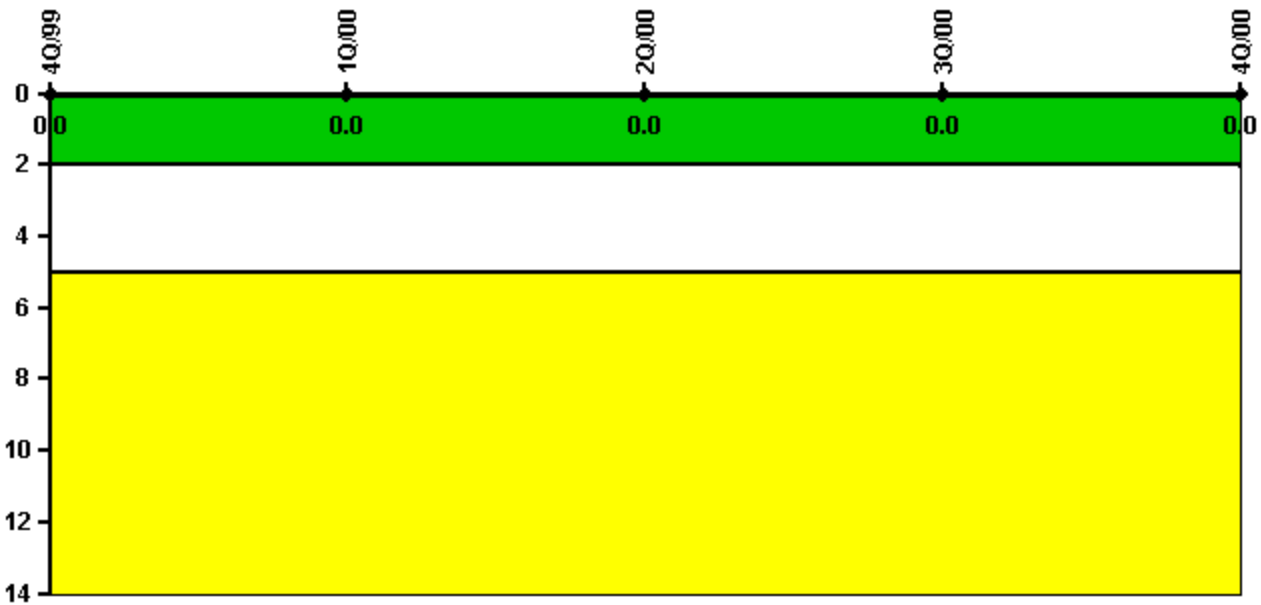
Thresholds: White < 94.0% Yellow < 90.0%

Notes

Alert & Notification System	4Q/99	1Q/00	2Q/00	3Q/00	4Q/00
Successful siren-tests	696	606	519	694	522
Total sirens-tests	696	609	522	696	522
Indicator value	100.0%	99.8%	99.7%	99.7%	99.7%

Licensee Comments: none

Occupational Exposure Control Effectiveness



Thresholds: White > 2.0 Yellow > 5.0

Notes

Occupational Exposure Control Effectiveness	4Q/99	1Q/00	2Q/00	3Q/00	4Q/00
High radiation area occurrences	0	0	0	0	0
Very high radiation area occurrences	0	0	0	0	0
Unintended exposure occurrences	0	0	0	0	0
Indicator value	0	0	0	0	0

Licensee Comments: none

RETS/ODCM Radiological Effluent



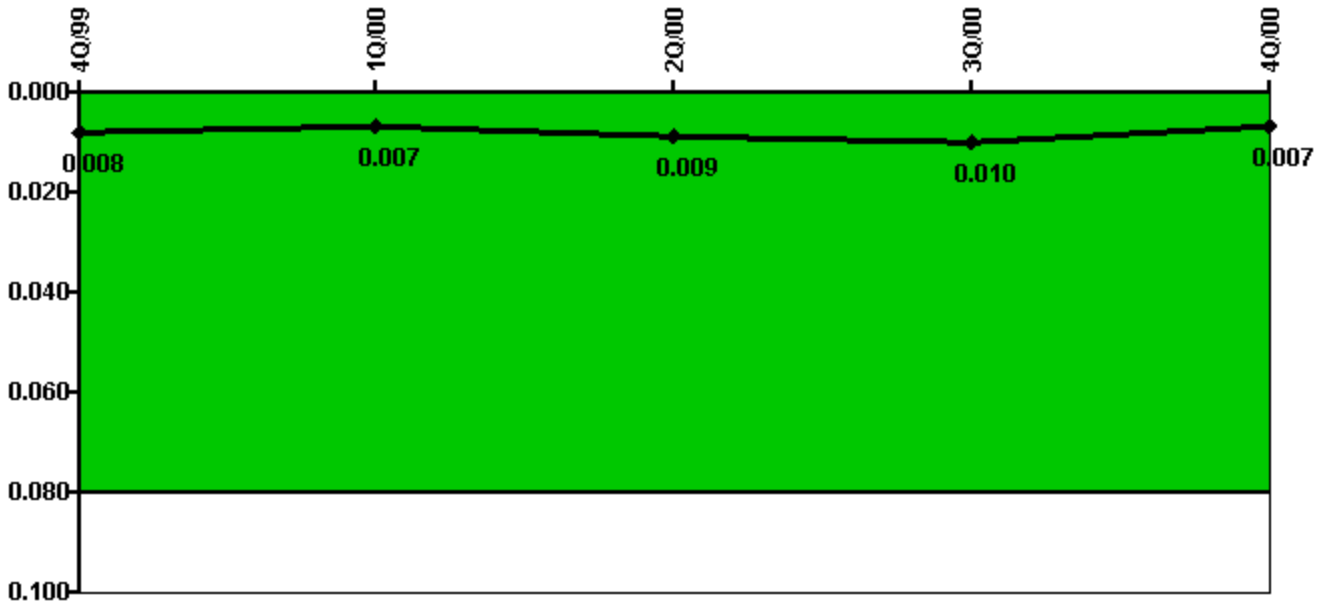
Thresholds: White > 1.0 Yellow > 3.0

Notes

RETS/ODCM Radiological Effluent	4Q/99	1Q/00	2Q/00	3Q/00	4Q/00
RETS/ODCM occurrences	0	0	0	0	0
Indicator value	0	0	0	0	0

Licensee Comments: none

Protected Area Security Performance Index



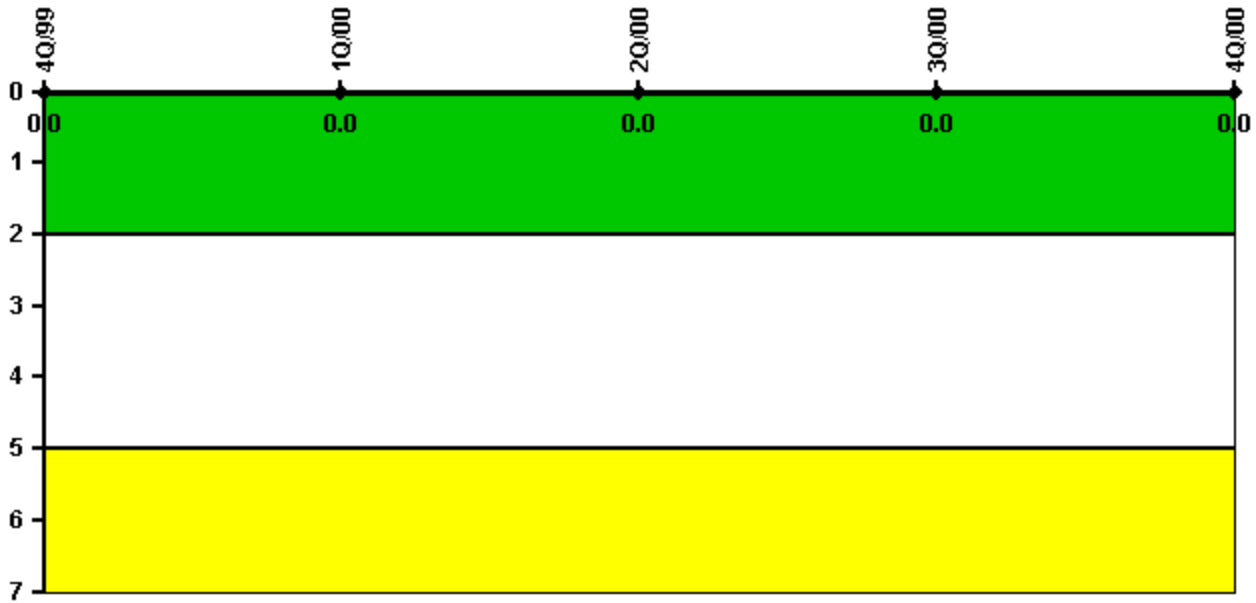
Thresholds: White > 0.080

Notes

Protected Area Security Performance Index	4Q/99	1Q/00	2Q/00	3Q/00	4Q/00
IDS compensatory hours	112.10	0	99.00	106.00	25.60
CCTV compensatory hours	0	0	1.5	0	0
IDS normalization factor	1.80	1.80	1.80	1.80	1.80
CCTV normalization factor	1.5	1.5	1.5	1.5	1.5
Index Value	0.008	0.007	0.009	0.010	0.007

Licensee Comments: none

Personnel Screening Program



Thresholds: White > 2.0 Yellow > 5.0

Notes

Personnel Screening Program	4Q/99	1Q/00	2Q/00	3Q/00	4Q/00
Program failures	0	0	0	0	0
Indicator value	0	0	0	0	0

Licensee Comments: none

FFD/Personnel Reliability



Thresholds: White > 2.0 Yellow > 5.0

Notes

FFD/Personnel Reliability	4Q/99	1Q/00	2Q/00	3Q/00	4Q/00
Program Failures	0	0	0	0	0
Indicator value	0	0	0	0	0

Licensee Comments: none

▲ [PI Summary](#) | [Inspection Findings Summary](#) | [Action Matrix Summary](#) | [Reactor Oversight Process](#)

Last Modified: March 28, 2002