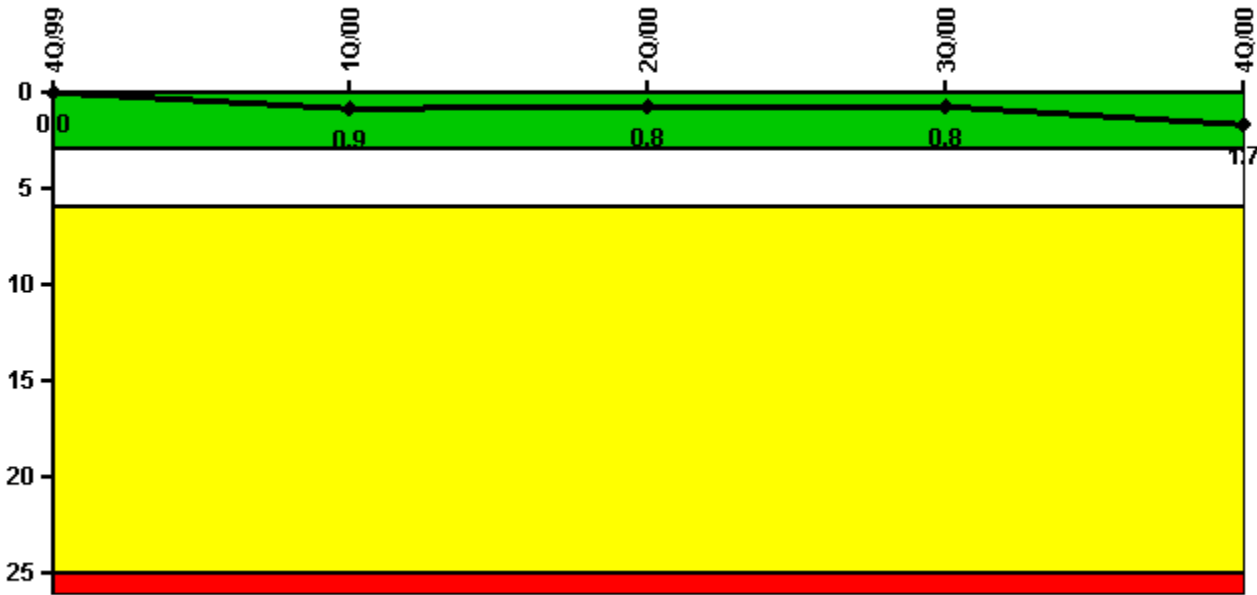


Sequoyah 2

4Q/2000 Performance Indicators

Licensee's General Comments: Unplanned hours on safety system HPSI and RHR found following original submittal.

Unplanned Scrams per 7000 Critical Hrs



Thresholds: White > 3.0 Yellow > 6.0 Red > 25.0

Notes

Unplanned Scrams per 7000 Critical Hrs	4Q/99	1Q/00	2Q/00	3Q/00	4Q/00
Unplanned scrams	0	1.0	0	0	1.0
Critical hours	2209.0	2142.8	2183.0	2208.0	1656.2
Indicator value	0	0.9	0.8	0.8	1.7

Licensee Comments:

4Q/00: U2C10 RFO began on October 22 @ 2200 EST. Unit 2 experienced an unplanned automatic scram on November 17 as the result of sudden pressure on spare transfer.

Scrams with Loss of Normal Heat Removal



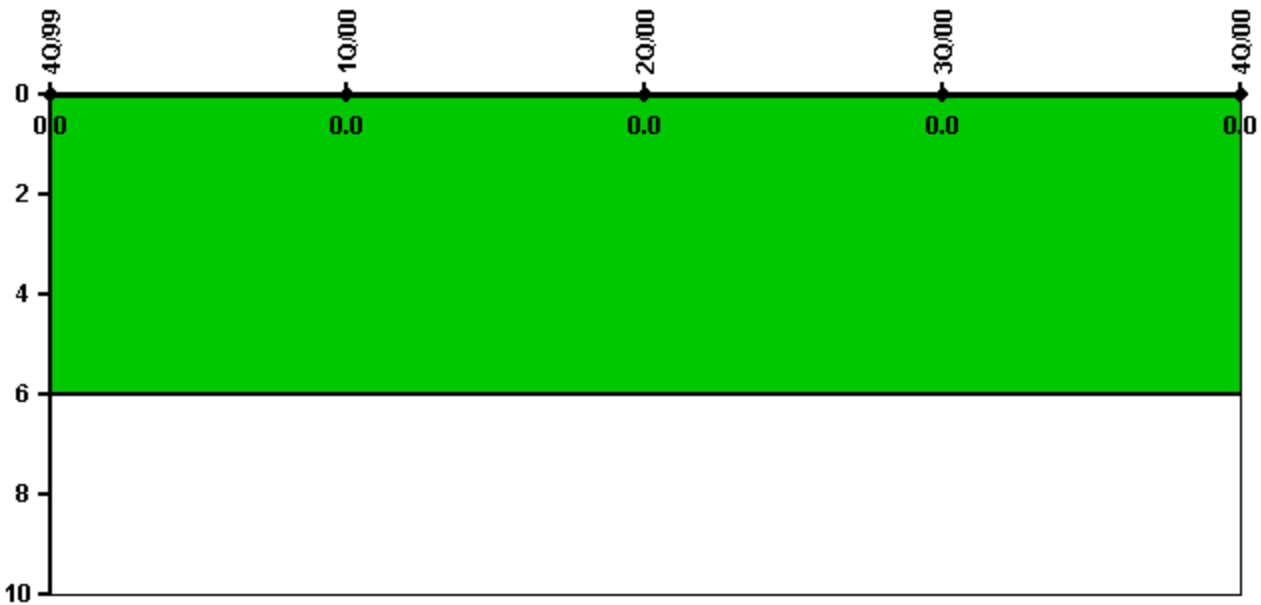
Thresholds: White > 2.0 Yellow > 10.0 Red > 20.0

Notes

Scrams with Loss of Normal Heat Removal	4Q/99	1Q/00	2Q/00	3Q/00	4Q/00
Scrams	0	1.0	0	0	0
Indicator value	0	1.0	1.0	1.0	1.0

Licensee Comments: none

Unplanned Power Changes per 7000 Critical Hrs



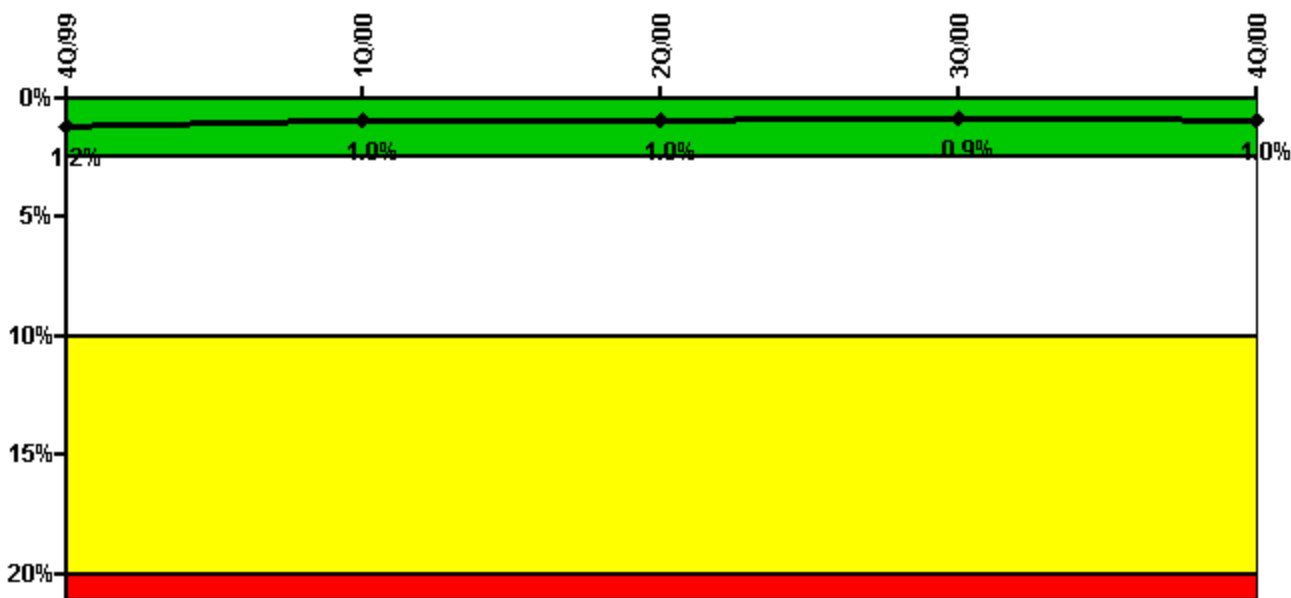
Thresholds: White > 6.0

Notes

Unplanned Power Changes per 7000 Critical Hrs	4Q/99	1Q/00	2Q/00	3Q/00	4Q/00
Unplanned power changes	0	0	0	0	0
Critical hours	2209.0	2142.8	2183.0	2208.0	1656.2
Indicator value	0	0	0	0	0

Licensee Comments: none

Safety System Unavailability, Emergency AC Power, >2EDG



Thresholds: White > 2.5% Yellow > 10.0% Red > 20.0%

Notes

Safety System Unavailability, Emergency AC Power, >2EDG	4Q/99	1Q/00	2Q/00	3Q/00	4Q/00
Train 1					
Planned unavailable hours	0.50	39.95	1.65	9.47	17.92
Unplanned unavailable hours	0	0	0	0	3.77
Fault exposure hours	0	0	0	0	0
Effective Reset hours	0	0	0	0	0
Required hours	2209.00	2184.00	2183.00	2208.00	2209.00
Train 2					
Planned unavailable hours	1.60	2.73	134.92	2.20	6.15
Unplanned unavailable hours	0	0	0	0	14.53
Fault exposure hours	0	0	0	0	0
Effective Reset hours	0	0	0	0	0
Required hours	2209.00	2184.00	2183.00	2208.00	2209.00
Train 3					
Planned unavailable hours	0	38.47	1.90	2.78	13.10
Unplanned unavailable hours	4.90	0	0	0	24.53
Fault exposure hours	0	0	0	0	0
Effective Reset hours	0	0	0	0	0
Required hours	2209.00	2184.00	2183.00	2208.00	2209.00
Train 4					
Planned unavailable hours	2.72	2.17	5.43	4.52	10.50
Unplanned unavailable hours	0	0	0	0	0
Fault exposure hours	0	0	0	0	0
Effective Reset hours	0	0	0	0	0
Required hours	2209.00	2184.00	2183.00	2208.00	2209.00
Indicator value	1.2%	1.0%	1.0%	0.9%	1.0%

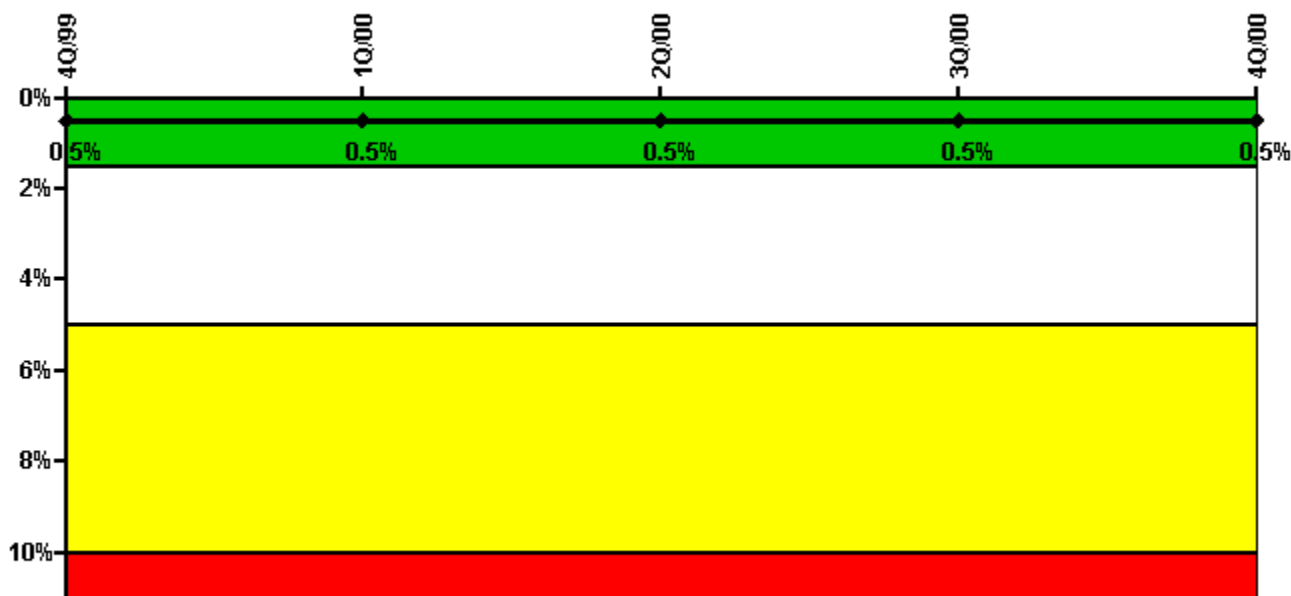
Licensee Comments:

4Q/00: DEC00 unplanned hrs for all trains were changed to planned (with the exception of 4.617 on train 3) following review performed for PER 01-2932-000

2Q/00: APR00 Train 2 unplanned hrs were changed to planned hrs based on review performed for PER-01-2932-000

4Q/99: Nov99 Train 4 unplanned hrs were changed to planned hrs based on review for PER 01-2932-000

Safety System Unavailability, High Pressure Injection System (HPSI)



Thresholds: White > 1.5% Yellow > 5.0% Red > 10.0%

Notes

Safety System Unavailability, High Pressure Injection System (HPSI)	4Q/99	1Q/00	2Q/00	3Q/00	4Q/00
Train 1					
Planned unavailable hours	7.20	7.10	5.10	10.40	2.30
Unplanned unavailable hours	0	0	0	0	0
Fault exposure hours	0	0	0	0	0
Effective Reset hours	0	0	0	0	0
Required hours	2209.00	2184.00	2183.00	2208.00	1748.40
Train 2					
Planned unavailable hours	4.20	9.20	5.60	3.10	19.70
Unplanned unavailable hours	0	0	0	0	9.90
Fault exposure hours	0	0	0	0	0
Effective Reset hours	0	0	0	0	0
Required hours	2209.00	2184.00	2183.00	2208.00	1748.40
Train 3					
Planned unavailable hours	1.90	20.40	5.20	11.00	5.40
Unplanned unavailable hours	0	0	0	0	0
Fault exposure hours	0	0	0	0	0

Effective Reset hours	0	0	0	0	0
Required hours	2209.00	2184.00	2183.00	2208.00	1734.10
Train 4					
Planned unavailable hours	7.00	10.80	7.40	15.80	1.70
Unplanned unavailable hours	0	2.60	0	0	9.90
Fault exposure hours	0	0	0	0	0
Effective Reset hours	0	0	0	0	0
Required hours	2209.00	2184.00	2183.00	2208.00	1734.10
Indicator value	0.5%	0.5%	0.5%	0.5%	0.5%

Licensee Comments:

4Q/00: 1)Testing and support system unavailability hours added with 2Q/01 report. Color unaffected. 2)DEC00 hours were revised to add SSPS unavailability which was required by FAQ #290.

4Q/00: Testing and support system unavailability hours added with 2Q/01 report. Color unaffected.

3Q/00: Testing and support system unavailability hours added with 2Q/01 report. Color unaffected.

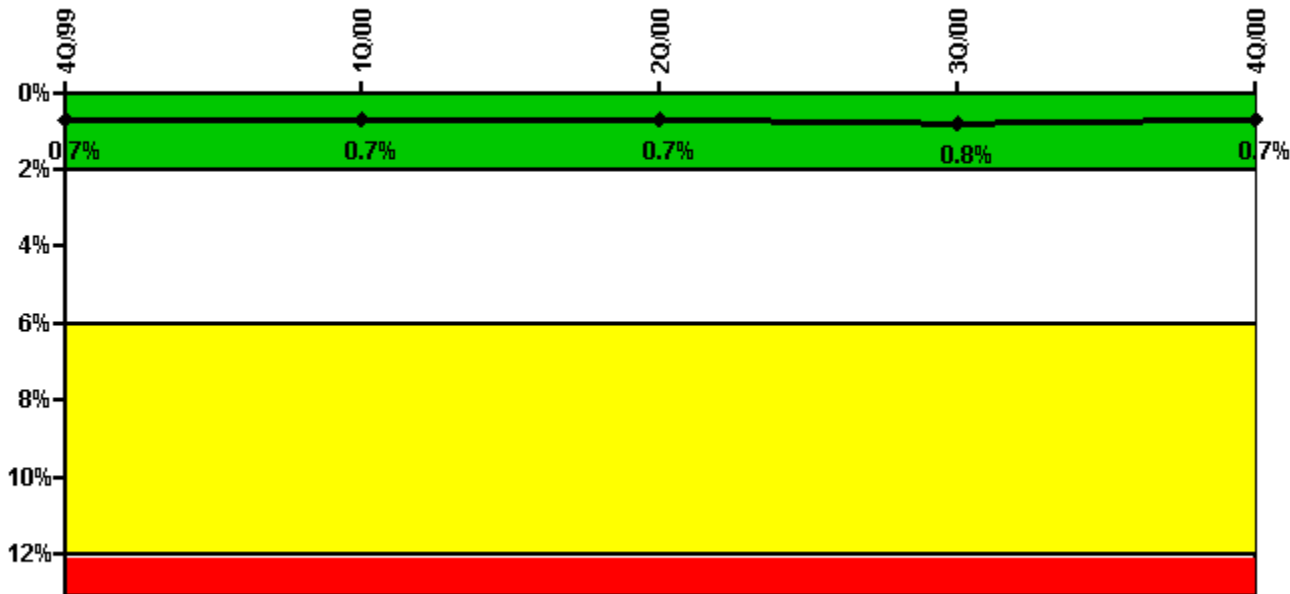
3Q/00: 1)Testing and support system unavailability hours added with 2Q/01 report. Color unaffected. 2)Hours were revised to add SSPS unavailability which was required by FAQ #290.

2Q/00: 1)Testing hours added with 2Q/01 report. Color unaffected. 2)Hours were revised to add SSPS unavailability which was required by FAQ #290.

2Q/00: Testing hours added with 2Q/01 report. Color unaffected.

1Q/00: Changes were made to add SSPS unavailability which was required by FAQ #290.

Safety System Unavailability, Heat Removal System (AFW)



Thresholds: White > 2.0% Yellow > 6.0% Red > 12.0%

Notes

Safety System Unavailability, Heat Removal System (AFW)	4Q/99	1Q/00	2Q/00	3Q/00	4Q/00
Train 1					
Planned unavailable hours	6.10	12.48	12.15	15.38	12.70
Unplanned unavailable hours	0	15.50	0	0	0
Fault exposure hours	0	0	0	0	0
Effective Reset hours	0	0	0	0	0
Required hours	2209.00	2184.00	2183.00	2208.00	1734.10
Train 2					
Planned unavailable hours	4.80	10.72	12.96	19.11	5.51
Unplanned unavailable hours	0	0	0	0	0
Fault exposure hours	0	0	0	0	0
Effective Reset hours	0	0	0	0	0
Required hours	2209.00	2184.00	2183.00	2208.00	1748.40
Train 3					
Planned unavailable hours	18.20	14.60	9.63	2.58	0.77
Unplanned unavailable hours	0	0	0	0	6.80
Fault exposure hours	0	0	0	0	0
Effective Reset hours	0	0	0	0	0
Required hours	2209.00	2184.00	2183.00	2208.00	1710.10
Indicator value	0.7%	0.7%	0.7%	0.8%	0.7%

Licensee Comments:

4Q/00: Fault exposure hours from a previous design deficiency were not reported.

4Q/00: 1)Fault exposure hours from a previous design deficiency were not reported. Oct00 Train 2 revised to include testing unavailability. 2) Hours for DEC00 train 1 were revised to add SSPS unavailability which was required by FAQ #290.

4Q/00: Fault exposure hours from a previous design deficiency were not reported. Oct00 Train 2 revised to include testing unavailability.

3Q/00: Jul00 Train 2 and Train 3 revised to include testing unavailability.

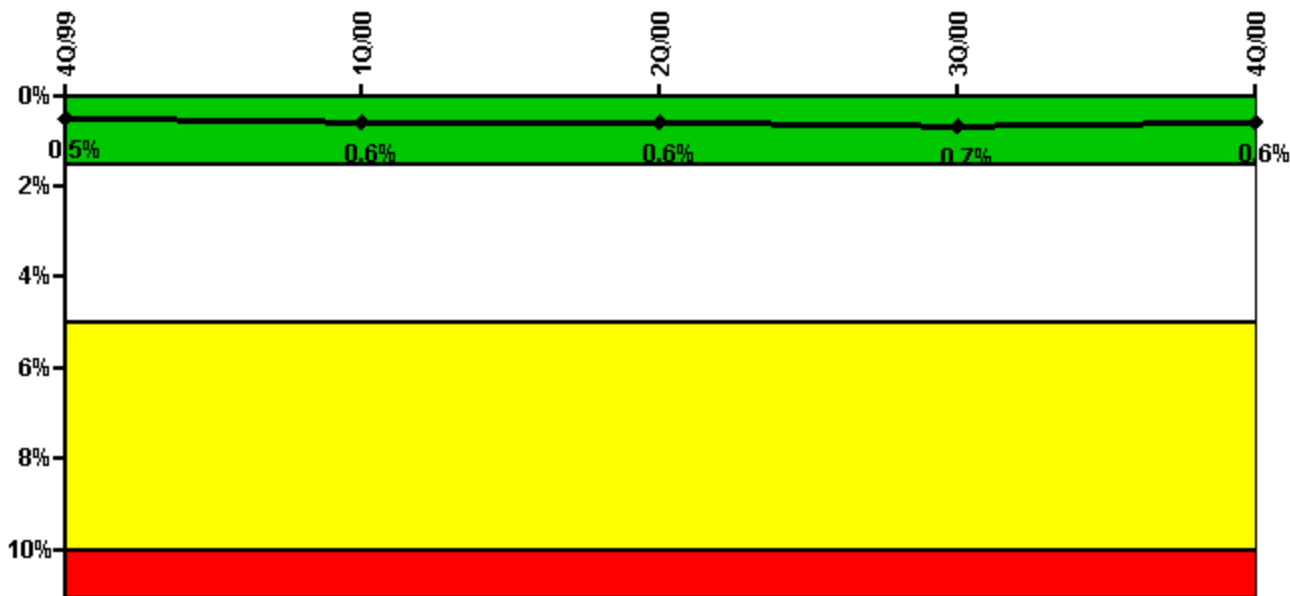
3Q/00: 1)Jul00 Train 2 and Train 3 revised to include testing unavailability. 2)Hours for JUL00 train 2, AUG00 train 1, and SEP00 train 1 and train 2 were revised to add SSPS unavailability which was required by FAQ #290.

2Q/00: 1)Apr00 Train 2 and Train 3 revised to include testing unavailability. May00 Train 1 revised to include testing unavailability. 2)MAY00 train 1 and train 2 and JUN00 train 1 hours were revised to add SSPS unavailability which was required by FAQ #290.

2Q/00: Apr00 Train 2 and Train 3 revised to include testing unavailability. May00 Train 1 revised to include testing unavailability.

1Q/00: Hours were revised for JAN00 train 1, FEB00 train 2, and MAR00 train 1 and train 2 to add SSPS unavailability which was required by FAQ #290.

Safety System Unavailability, Residual Heat Removal System



Thresholds: White > 1.5% Yellow > 5.0% Red > 10.0%

Notes

Safety System Unavailability, Residual Heat Removal System	4Q/99	1Q/00	2Q/00	3Q/00	4Q/00
Train 1					
Planned unavailable hours	2.20	24.50	10.20	15.30	11.80
Unplanned unavailable hours	0	0	0	0	0
Fault exposure hours	0	0	0	0	0
Effective Reset hours	0	0	0	0	0
Required hours	2209.00	2184.00	2183.00	2208.00	2131.70
Train 2					
Planned unavailable hours	5.30	9.80	6.20	27.10	17.60
Unplanned unavailable hours	0	0	0	0	9.90
Fault exposure hours	0	0	0	0	0
Effective Reset hours	0	0	0	0	0
Required hours	2209.00	2184.00	2183.00	2208.00	2131.70
Indicator value	0.5%	0.6%	0.6%	0.7%	0.6%

Licensee Comments:

4Q/00: 1)Testing and support system unavailability hours added with 2Q/01 report. Color unaffected. Also, 9.9 unplanned unavailable hours previously reported on Train 1 for October has been moved to Train 2 as the result of a previous data entry error. 2)Hours for DEC00 were revised to add SSPS unavailability which was required by FAQ #290.

4Q/00: Testing and support system unavailability hours added with 2Q/01 report. Color unaffected. Also, 9.9 unplanned unavailable hours previously reported on Train 1 for October has been moved to Train 2 as the result of a previous data entry error.

3Q/00: Testing and support system unavailability hours added with 2Q/01 report. Color unaffected.

3Q/00: 1)Testing and support system unavailability hours added with 2Q/01 report. Color unaffected. 2)Hours were revised to add SSPS unavailability which was required by FAQ #290.

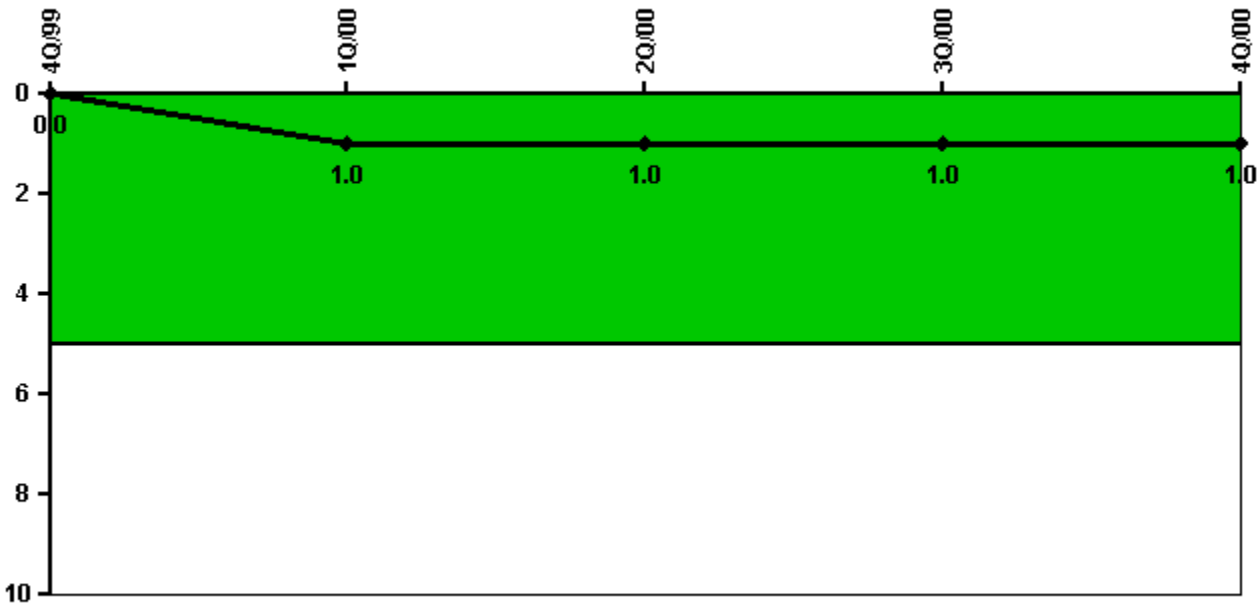
2Q/00: 1)Testing hours added with 2Q/01 report. Color unaffected. 2)MAY00 and JUN00 hours were revised to add SSPS unavailability which

was required by FAQ #290.

2Q/00: Testing hours added with 2Q/01 report. Color unaffected.

1Q/00: Hours were revised to add SSPS unavailability which was required by FAQ #290.

Safety System Functional Failures (PWR)



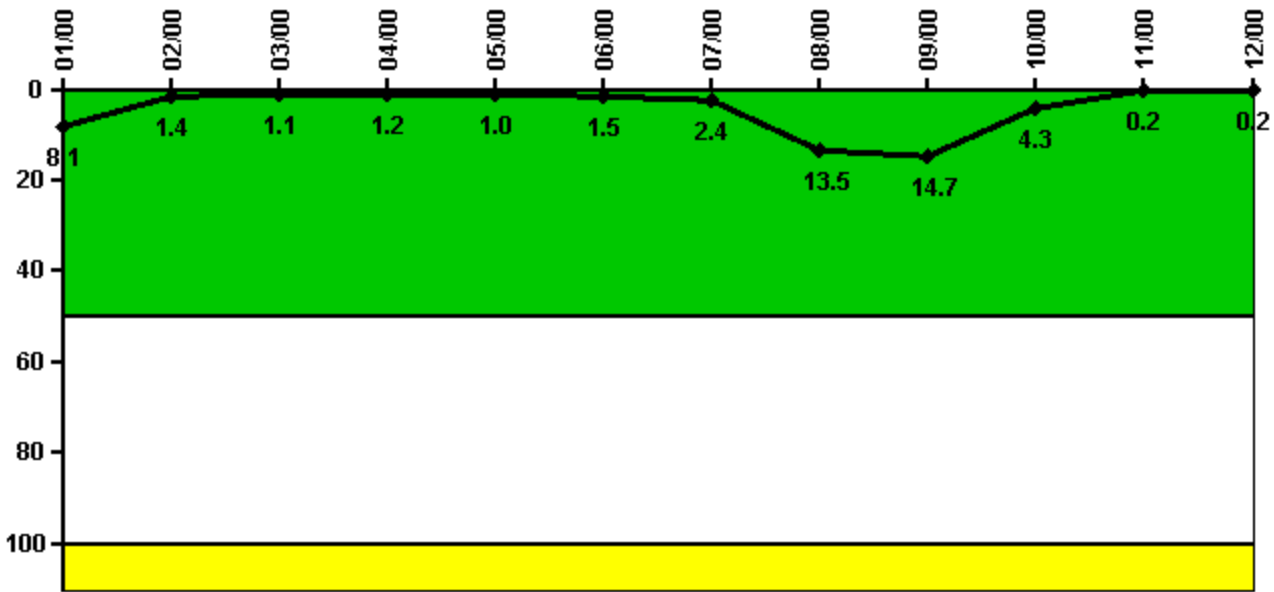
Thresholds: White > 5.0

Notes

Safety System Functional Failures (PWR)	4Q/99	1Q/00	2Q/00	3Q/00	4Q/00
Safety System Functional Failures	0	1	0	0	0
Indicator value	0	1	1	1	1

Licensee Comments: none

Reactor Coolant System Activity



Thresholds: White > 50.0 Yellow > 100.0

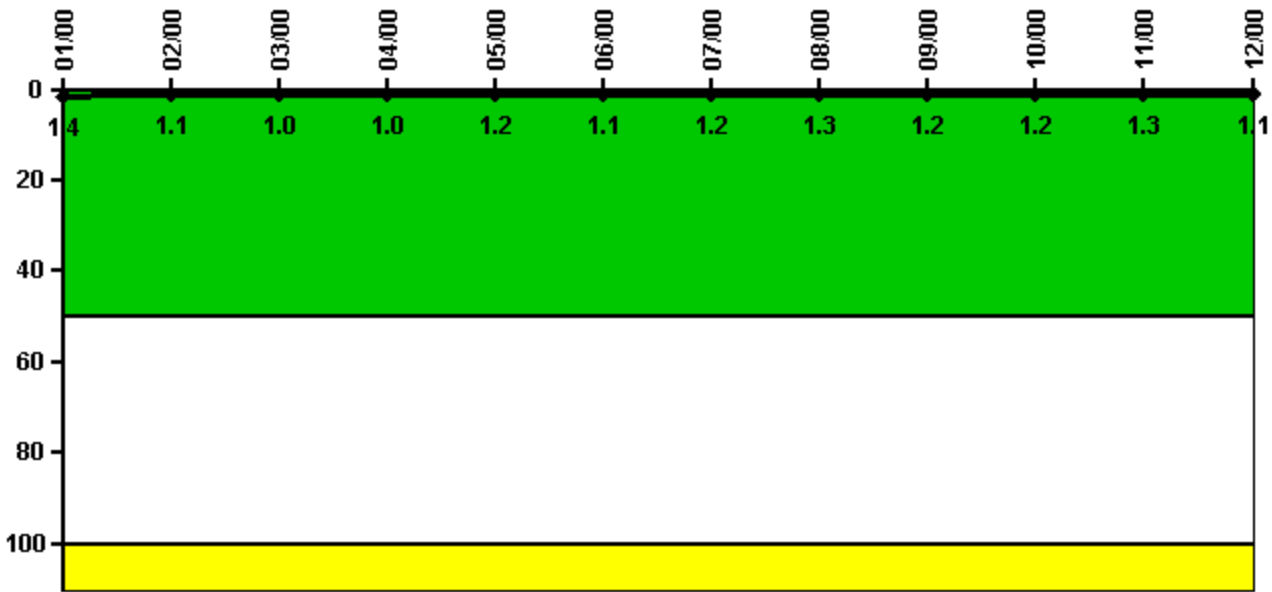
Notes

Reactor Coolant System Activity	1/00	2/00	3/00	4/00	5/00	6/00	7/00	8/00	9/00	10/00	11/00	12/00
Maximum activity	0.028400	0.004800	0.003870	0.004170	0.003570	0.005160	0.008430	0.047300	0.051400	0.010800	0.000613	0.000584
Technical specification limit	0.4	0.4	0.4	0.4	0.4	0.4	0.4	0.4	0.4	0.3	0.3	0.3
Indicator value	8.1	1.4	1.1	1.2	1.0	1.5	2.4	13.5	14.7	4.3	0.2	0.2

Licensee Comments:

12/00: The RCS activity tech. spec. dose equivalent iodine value is 0.35. SQN is currently administratively controlling the limit to 0.25 and the PI is calculated on that value.

Reactor Coolant System Leakage



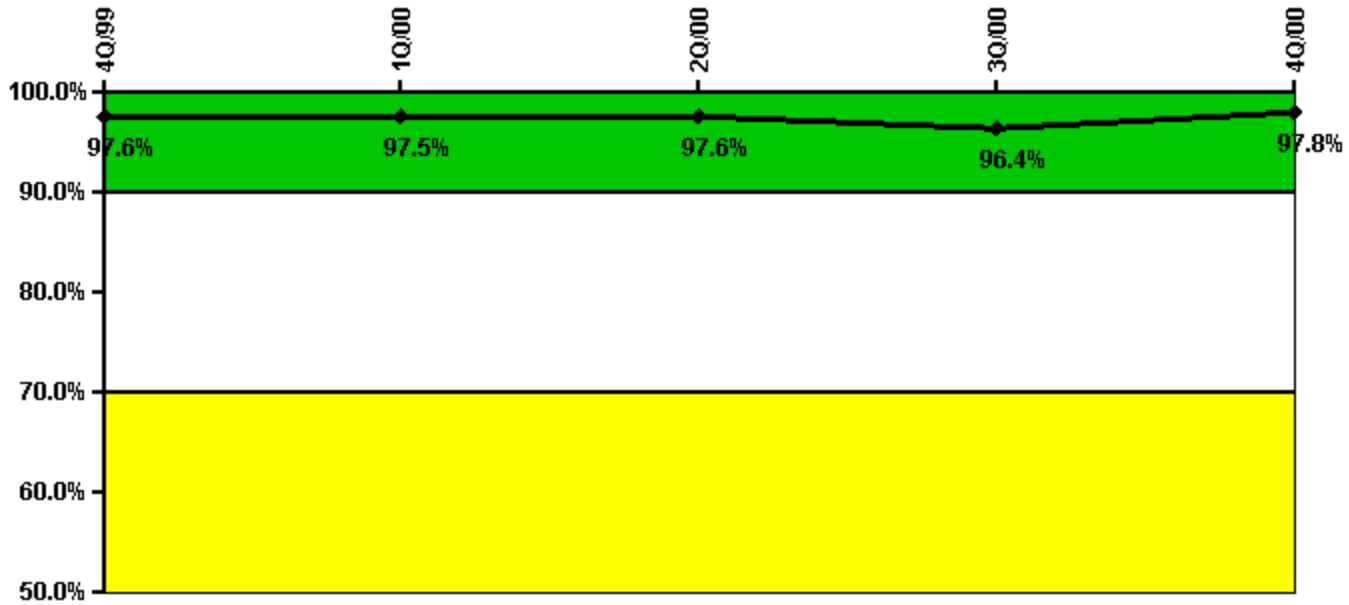
Thresholds: White > 50.0 Yellow > 100.0

Notes

Reactor Coolant System Leakage	1/00	2/00	3/00	4/00	5/00	6/00	7/00	8/00	9/00	10/00	11/00	12/00
Maximum leakage	0.140	0.110	0.100	0.100	0.120	0.110	0.120	0.130	0.120	0.120	0.130	0.110
Technical specification limit	10.0	10.0	10.0	10.0	10.0	10.0	10.0	10.0	10.0	10.0	10.0	10.0
Indicator value	1.4	1.1	1.0	1.0	1.2	1.1	1.2	1.3	1.2	1.2	1.3	1.1

Licensee Comments: none

Drill/Exercise Performance



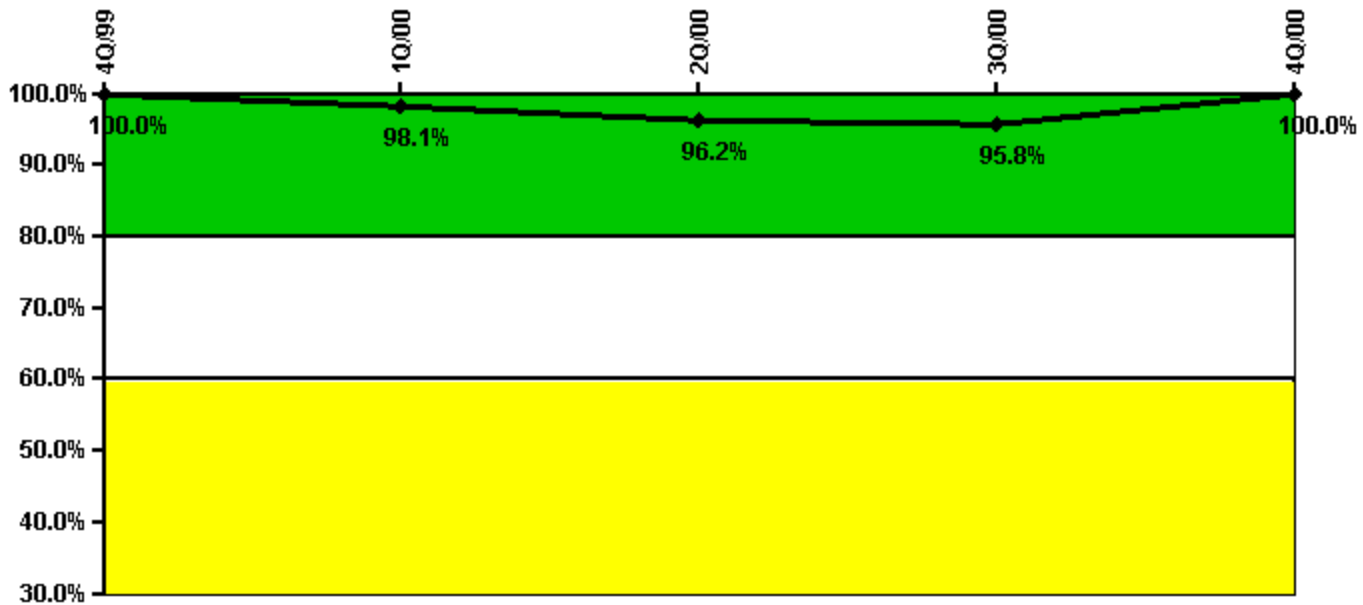
Thresholds: White < 90.0% Yellow < 70.0%

Notes

Drill/Exercise Performance	4Q/99	1Q/00	2Q/00	3Q/00	4Q/00
Successful opportunities	34.0	0	8.0	23.0	38.0
Total opportunities	34.0	0	8.0	25.0	38.0
Indicator value	97.6%	97.5%	97.6%	96.4%	97.8%

Licensee Comments: none

ERO Drill Participation



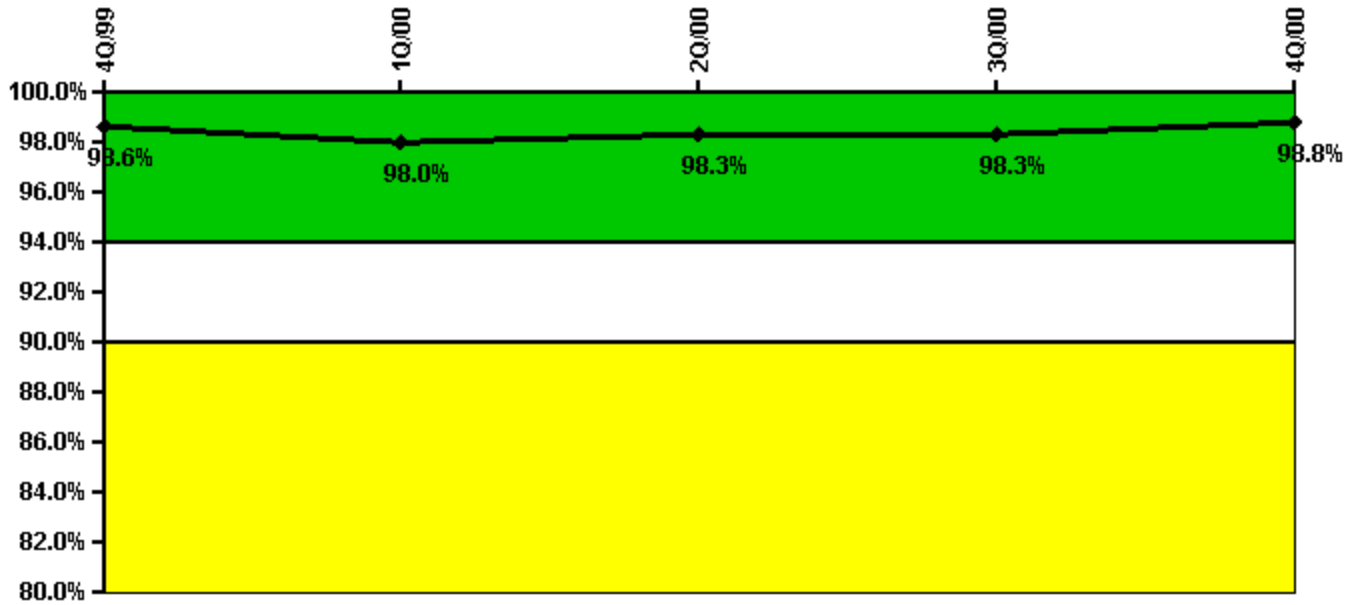
Thresholds: White < 80.0% Yellow < 60.0%

Notes

ERO Drill Participation	4Q/99	1Q/00	2Q/00	3Q/00	4Q/00
Participating Key personnel	54.0	52.0	50.0	46.0	47.0
Total Key personnel	54.0	53.0	52.0	48.0	47.0
Indicator value	100.0%	98.1%	96.2%	95.8%	100.0%

Licensee Comments: none

Alert & Notification System



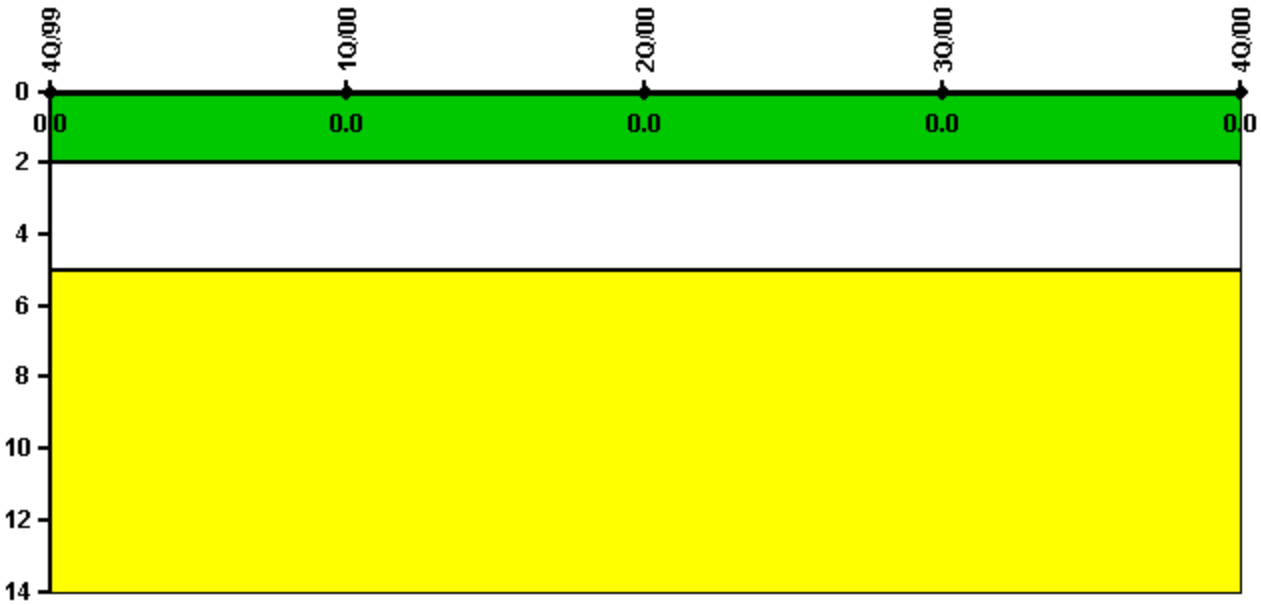
Thresholds: White < 94.0% Yellow < 90.0%

Notes

Alert & Notification System	4Q/99	1Q/00	2Q/00	3Q/00	4Q/00
Successful siren-tests	741	945	856	963	863
Total sirens-tests	756	972	864	972	864
Indicator value	98.6%	98.0%	98.3%	98.3%	98.8%

Licensee Comments: none

Occupational Exposure Control Effectiveness



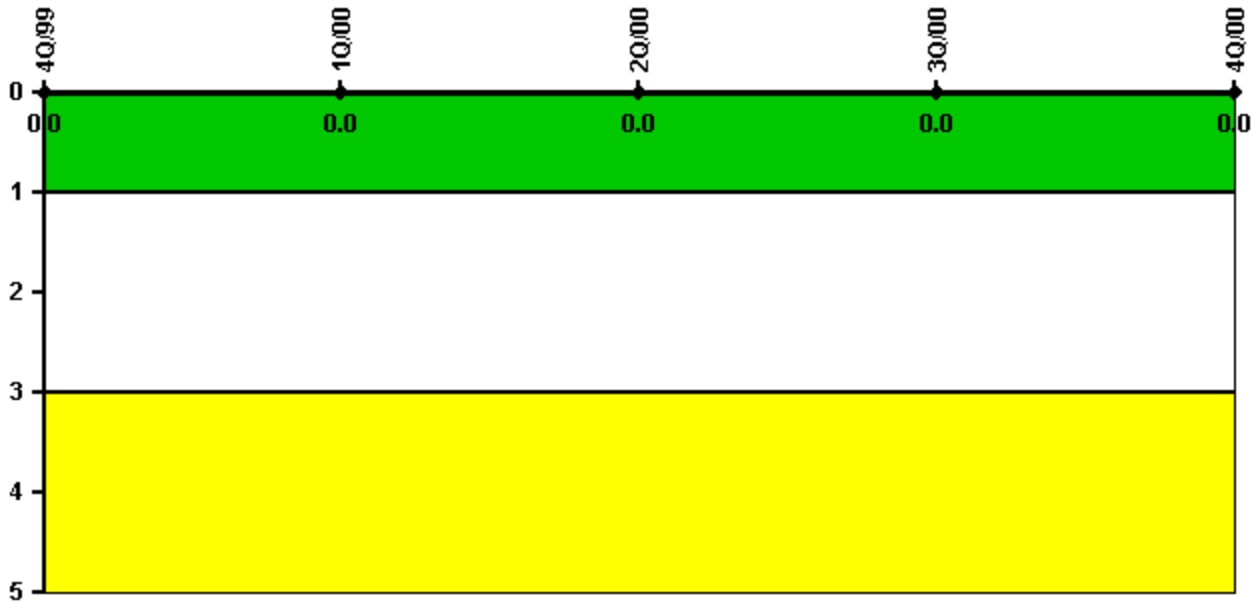
Thresholds: White > 2.0 Yellow > 5.0

Notes

Occupational Exposure Control Effectiveness	4Q/99	1Q/00	2Q/00	3Q/00	4Q/00
High radiation area occurrences	0	0	0	0	0
Very high radiation area occurrences	0	0	0	0	0
Unintended exposure occurrences	0	0	0	0	0
Indicator value	0	0	0	0	0

Licensee Comments: none

RETS/ODCM Radiological Effluent



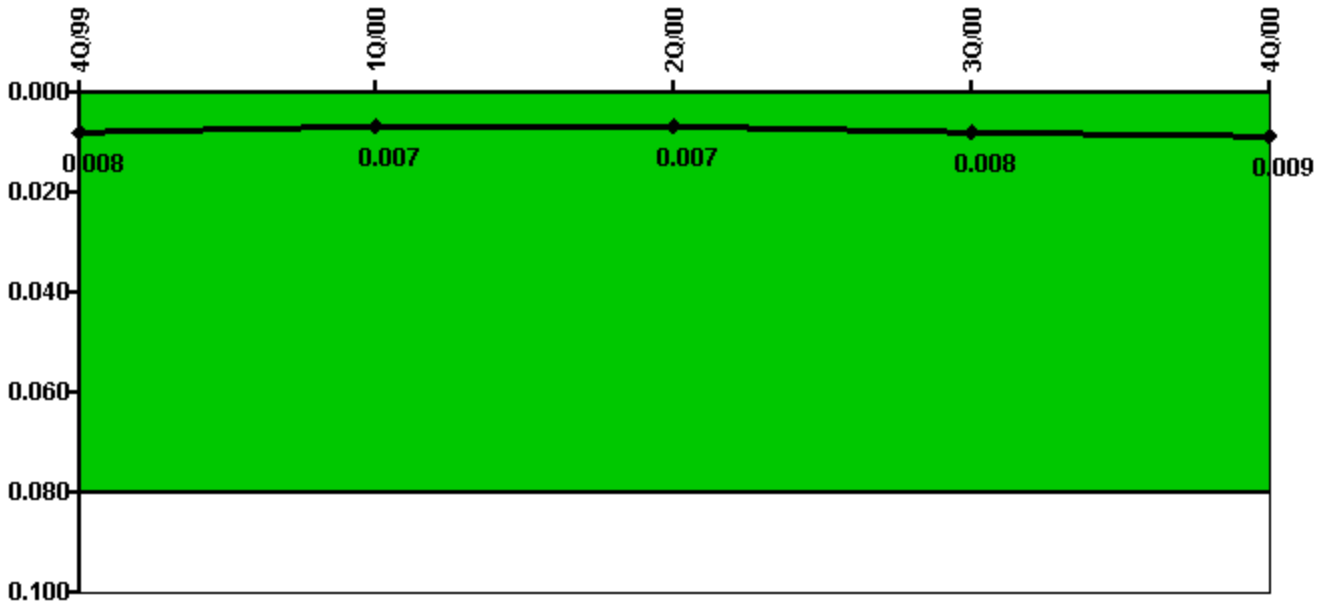
Thresholds: White > 1.0 Yellow > 3.0

Notes

RETS/ODCM Radiological Effluent	4Q/99	1Q/00	2Q/00	3Q/00	4Q/00
RETS/ODCM occurrences	0	0	0	0	0
Indicator value	0	0	0	0	0

Licensee Comments: none

Protected Area Security Performance Index



Thresholds: White > 0.080

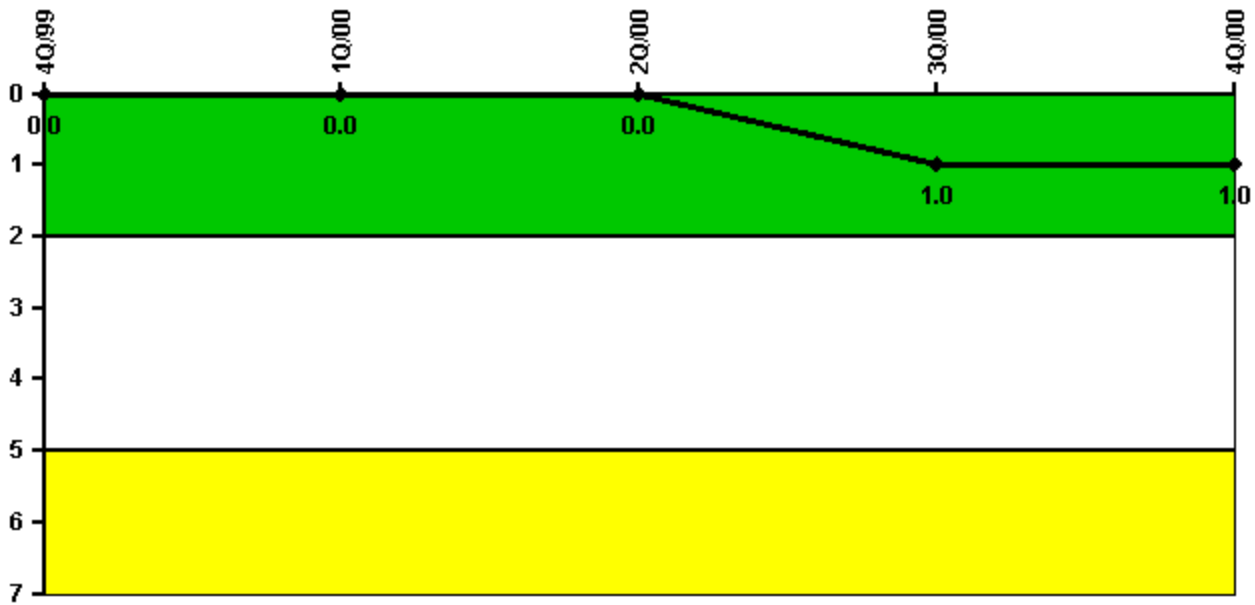
Notes

Protected Area Security Performance Index	4Q/99	1Q/00	2Q/00	3Q/00	4Q/00
IDS compensatory hours	87.17	12.40	166.40	117.21	135.00
CCTV compensatory hours	0	72.9	12.9	1.3	3.2
IDS normalization factor	3.65	3.65	3.65	3.65	3.65
CCTV normalization factor	2.7	2.7	2.7	2.7	2.7
Index Value	0.008	0.007	0.007	0.008	0.009

Licensee Comments:

1Q/00: Feb 2000 data was revised as documented in PER00-010268-000.

Personnel Screening Program



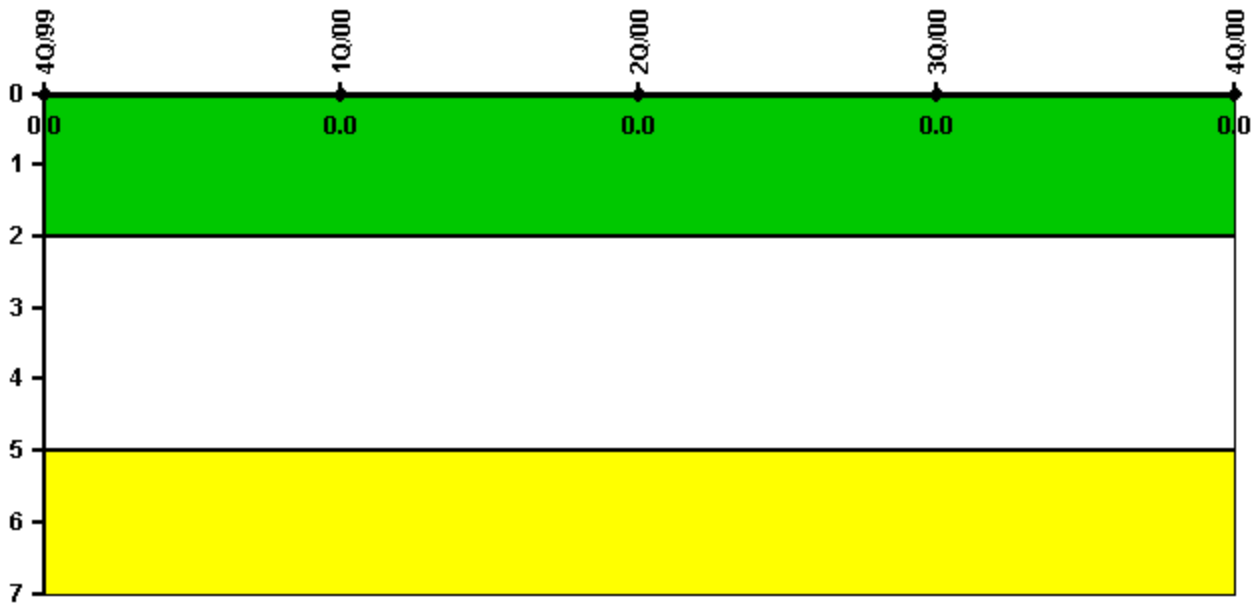
Thresholds: White > 2.0 Yellow > 5.0

Notes

Personnel Screening Program	4Q/99	1Q/00	2Q/00	3Q/00	4Q/00
Program failures	0	0	0	1	0
Indicator value	0	0	0	1	1

Licensee Comments: none

FFD/Personnel Reliability



Thresholds: White > 2.0 Yellow > 5.0

Notes

FFD/Personnel Reliability	4Q/99	1Q/00	2Q/00	3Q/00	4Q/00
Program Failures	0	0	0	0	0
Indicator value	0	0	0	0	0

Licensee Comments: none

▲ [PI Summary](#) | [Inspection Findings Summary](#) | [Action Matrix Summary](#) | [Reactor Oversight Process](#)

Last Modified: March 28, 2002