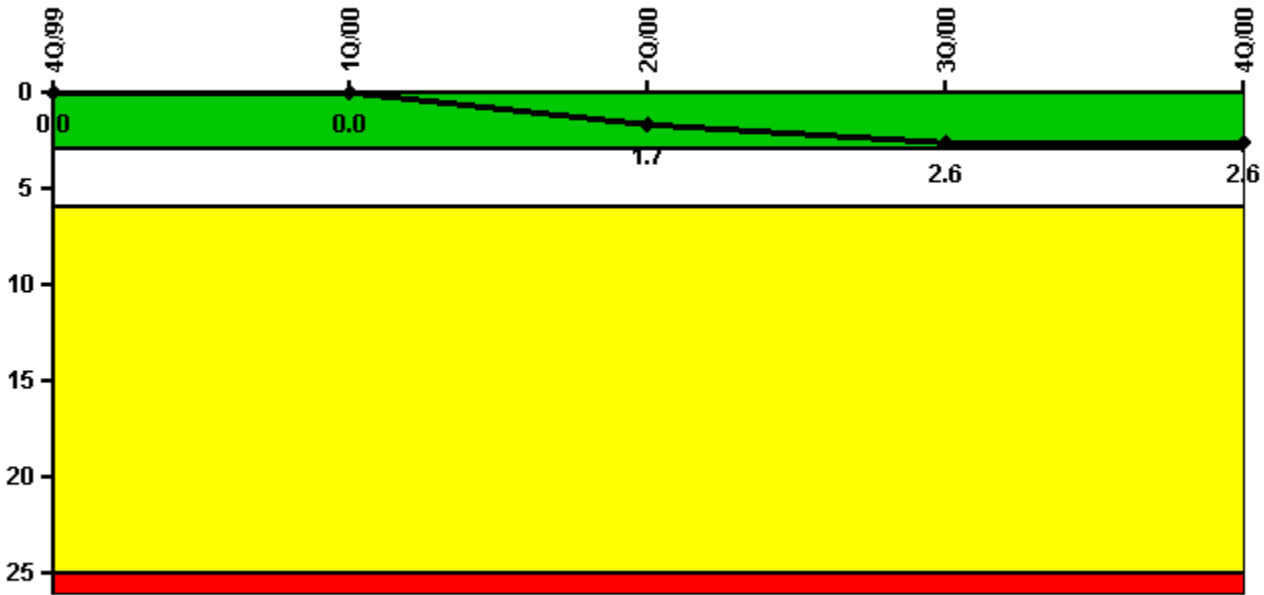


Quad Cities 2

4Q/2000 Performance Indicators

Licensee's General Comments: none

Unplanned Scrams per 7000 Critical Hrs



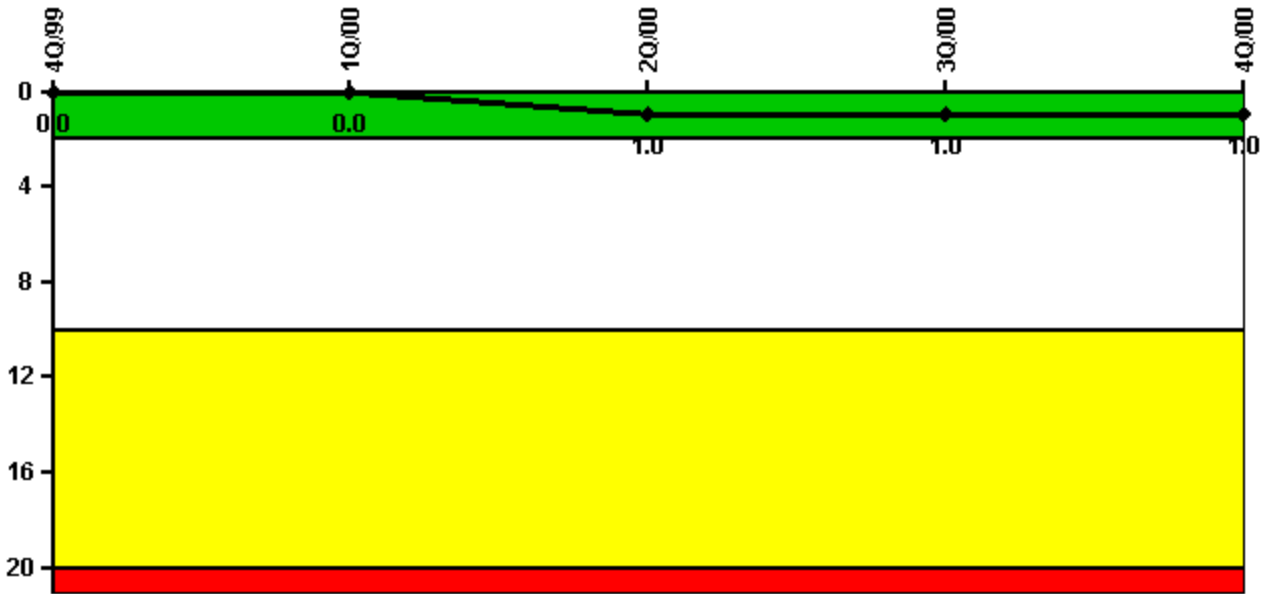
Thresholds: White > 3.0 Yellow > 6.0 Red > 25.0

Notes

Unplanned Scrams per 7000 Critical Hrs	4Q/99	1Q/00	2Q/00	3Q/00	4Q/00
Unplanned scrams	0	0	2.0	1.0	0
Critical hours	2209.0	1688.2	2132.0	2181.0	2209.0
Indicator value	0	0	1.7	2.6	2.6

Licensee Comments: none

Scrams with Loss of Normal Heat Removal



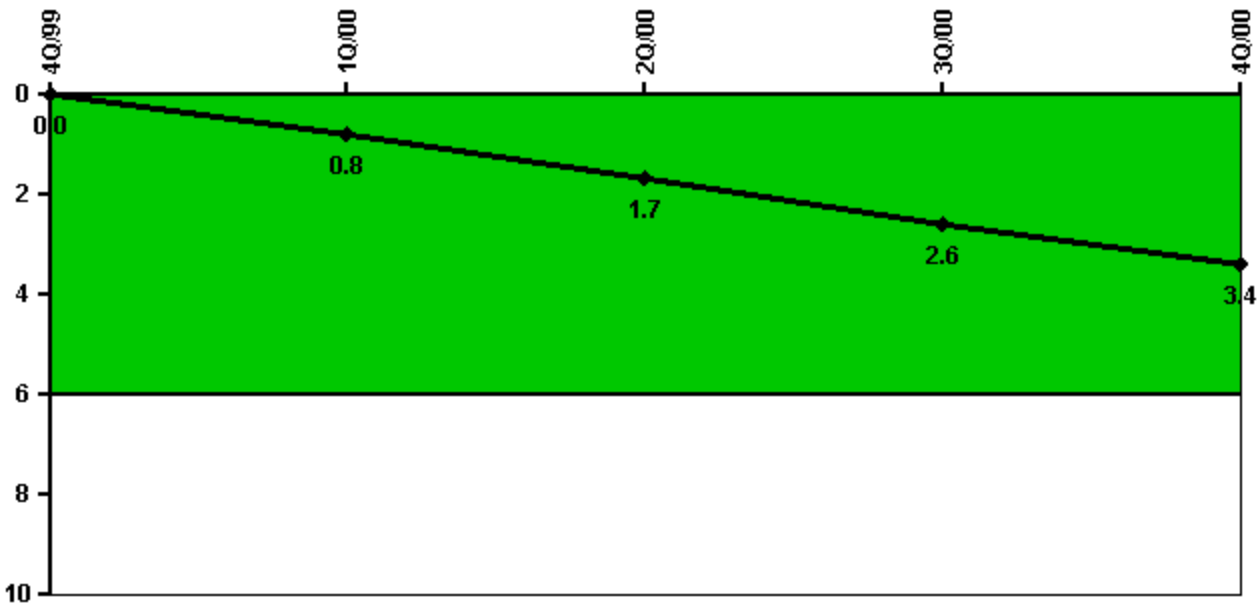
Thresholds: White > 2.0 Yellow > 10.0 Red > 20.0

Notes

Scrams with Loss of Normal Heat Removal	4Q/99	1Q/00	2Q/00	3Q/00	4Q/00
Scrams	0	0	1.0	0	0
Indicator value	0	0	1.0	1.0	1.0

Licensee Comments: none

Unplanned Power Changes per 7000 Critical Hrs



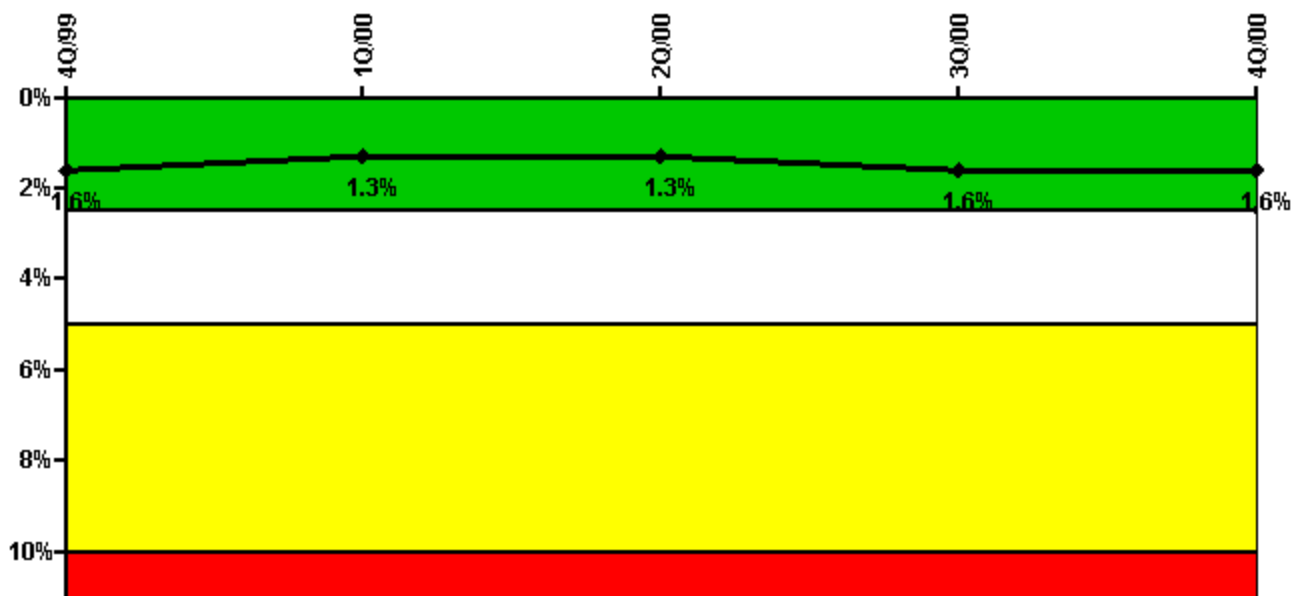
Thresholds: White > 6.0

Notes

Unplanned Power Changes per 7000 Critical Hrs	4Q/99	1Q/00	2Q/00	3Q/00	4Q/00
Unplanned power changes	0	1.0	1.0	1.0	1.0
Critical hours	2209.0	1688.2	2132.0	2181.0	2209.0
Indicator value	0	0.8	1.7	2.6	3.4

Licensee Comments: none

Safety System Unavailability, Emergency AC Power



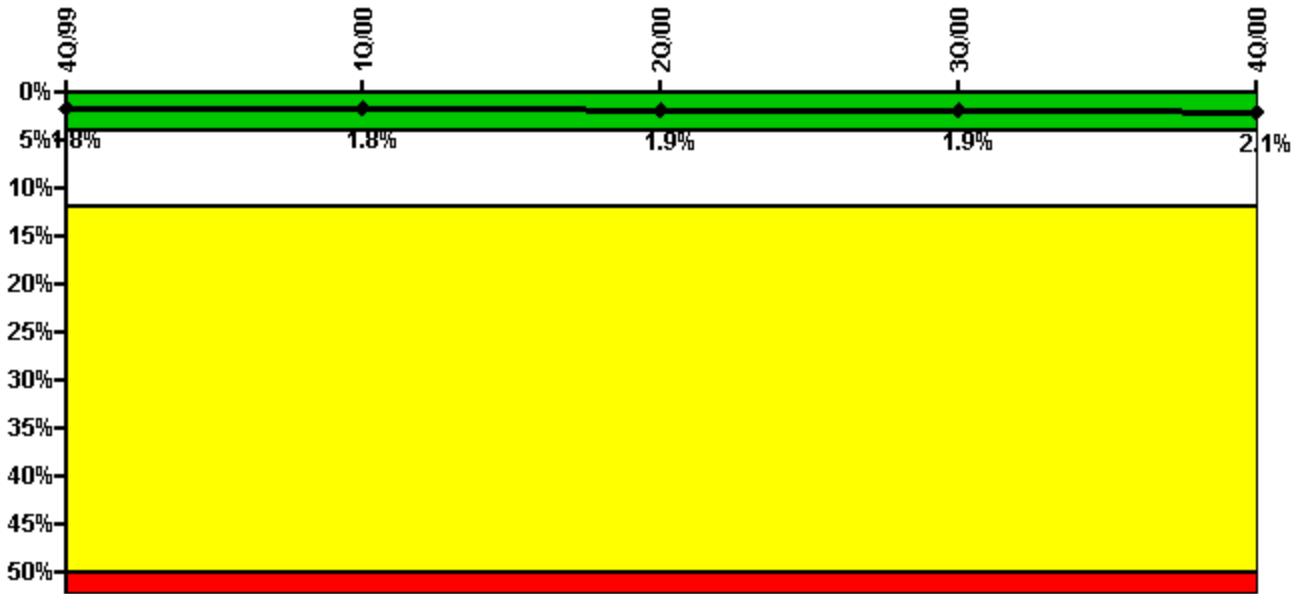
Thresholds: White > 2.5% Yellow > 5.0% Red > 10.0%

Notes

Safety System Unavailability, Emergency AC Power	4Q/99	1Q/00	2Q/00	3Q/00	4Q/00
Train 1					
Planned unavailable hours	9.52	36.53	72.54	52.84	14.39
Unplanned unavailable hours	0	0	0	58.18	0
Fault exposure hours	0	0	0	0	0
Effective Reset hours	0	0	0	0	0
Required hours	2209.00	2184.00	2183.00	2208.00	2209.00
Train 2					
Planned unavailable hours	18.26	11.23	11.32	69.70	64.85
Unplanned unavailable hours	0	0	0	3.30	0
Fault exposure hours	0	0	0	0	0
Effective Reset hours	0	0	0	0	0
Required hours	2209.00	2184.00	2183.00	2208.00	2209.00
Indicator value	1.6%	1.3%	1.3%	1.6%	1.6%

Licensee Comments: none

Safety System Unavailability, High Pressure Injection System (HPCI)



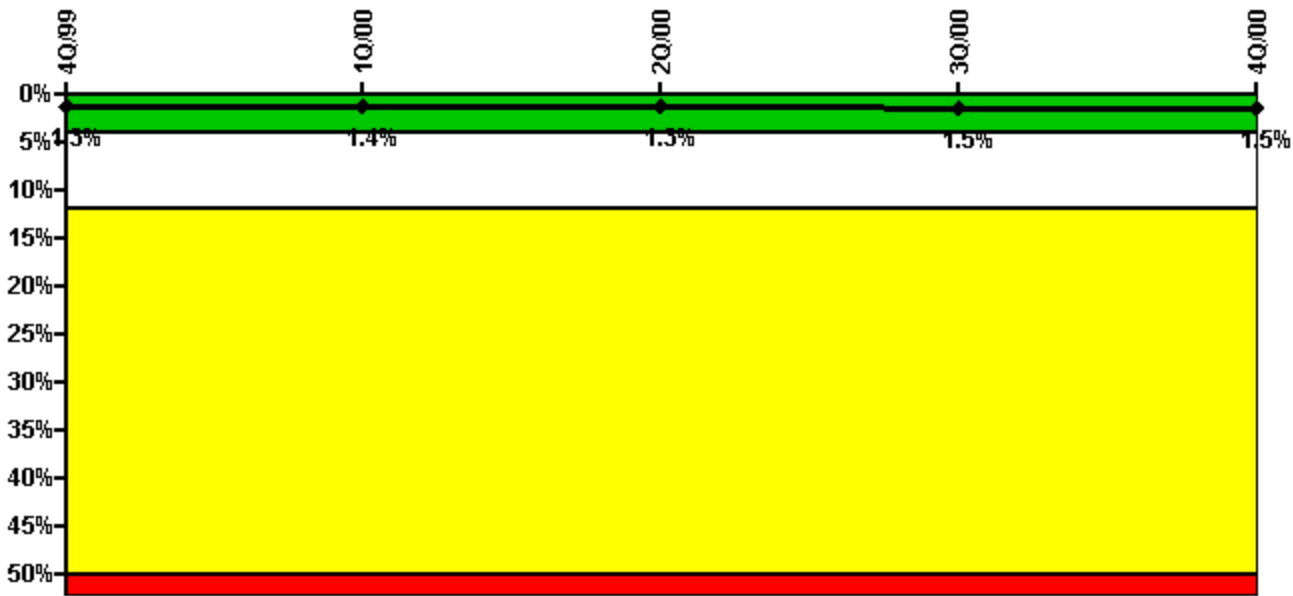
Thresholds: White > 4.0% Yellow > 12.0% Red > 50.0%

Notes

Safety System Unavailability, High Pressure Injection System (HPCI)	4Q/99	1Q/00	2Q/00	3Q/00	4Q/00
Train 1					
Planned unavailable hours	6.47	6.52	76.61	6.15	86.86
Unplanned unavailable hours	17.10	0.72	0	0	0
Fault exposure hours	0	1.67	0	0	0
Effective Reset hours	0	0	0	0	0
Required hours	2209.00	1688.20	2132.00	2181.00	2209.00
Indicator value	1.8%	1.8%	1.9%	1.9%	2.1%

Licensee Comments: none

Safety System Unavailability, Heat Removal System (RCIC)



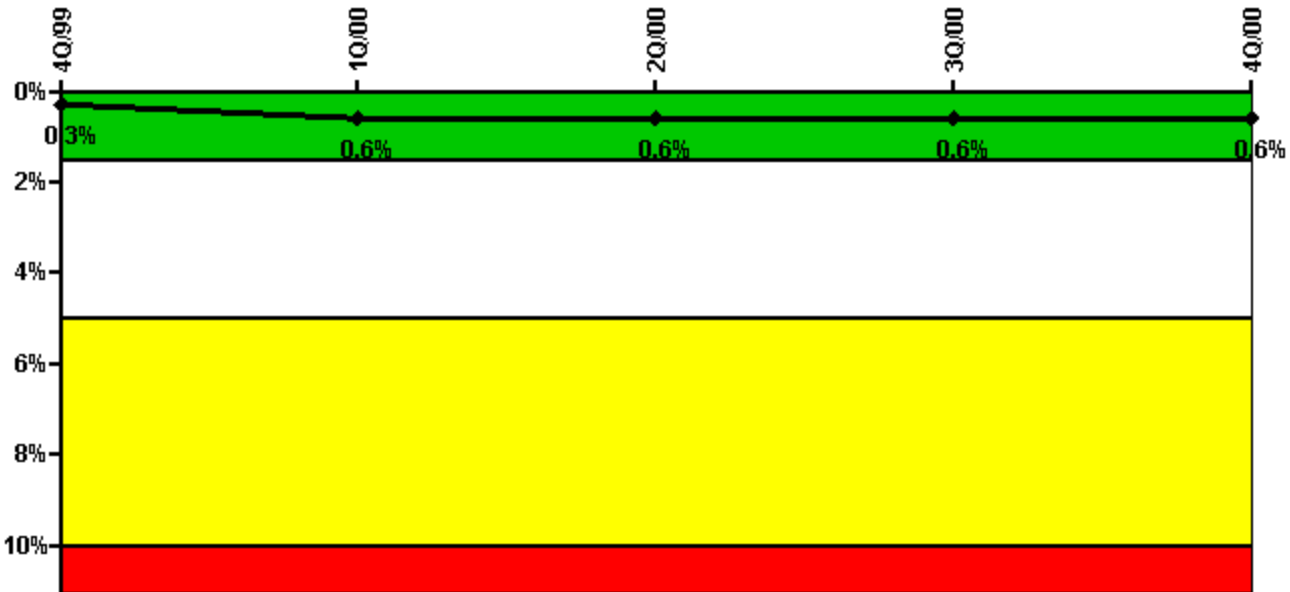
Thresholds: White > 4.0% Yellow > 12.0% Red > 50.0%

Notes

Safety System Unavailability, Heat Removal System (RCIC)	4Q/99	1Q/00	2Q/00	3Q/00	4Q/00
Train 1					
Planned unavailable hours	13.66	10.34	23.44	47.53	23.26
Unplanned unavailable hours	0	0.80	0	0	0
Fault exposure hours	0	0	0	0	0
Effective Reset hours	0	0	0	0	0
Required hours	2209.00	1688.20	2132.00	2181.00	2209.00
Indicator value	1.3%	1.4%	1.3%	1.5%	1.5%

Licensee Comments: none

Safety System Unavailability, Residual Heat Removal System



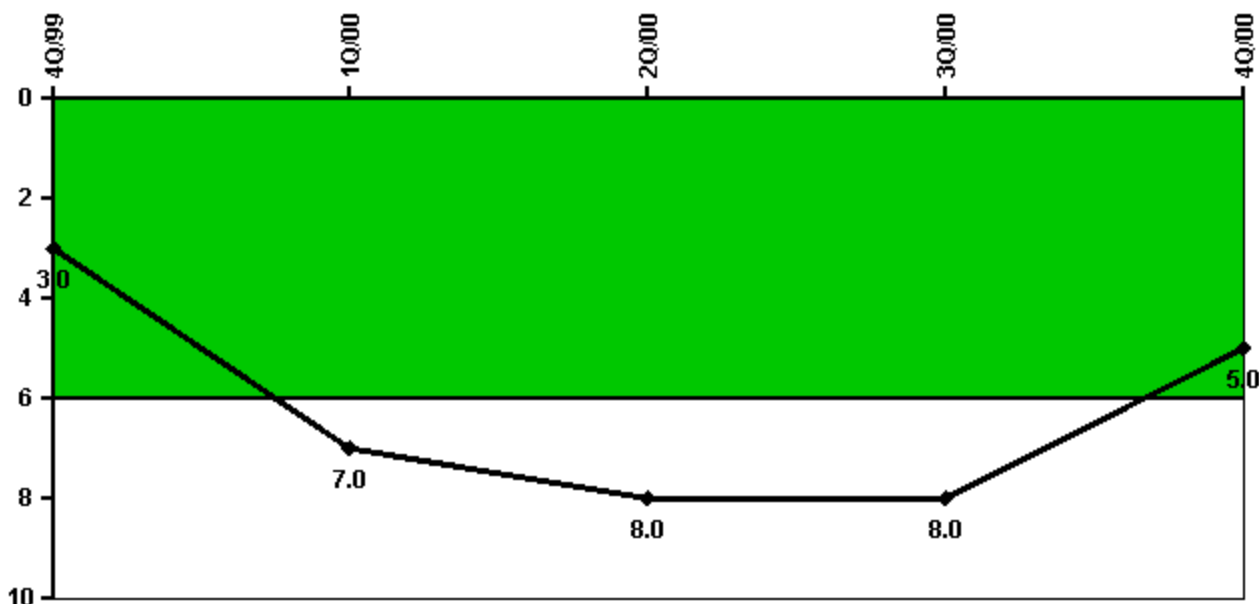
Thresholds: White > 1.5% Yellow > 5.0% Red > 10.0%

Notes

Safety System Unavailability, Residual Heat Removal System	4Q/99	1Q/00	2Q/00	3Q/00	4Q/00
Train 1					
Planned unavailable hours	7.02	0	0.05	0	19.37
Unplanned unavailable hours	4.52	3.83	0	0.47	0
Fault exposure hours	0	161.87	0	0	0
Effective Reset hours	0	0	0	0	0
Required hours	2209.00	2184.00	2183.00	2208.00	2209.00
Train 2					
Planned unavailable hours	0	0	0	2.13	9.62
Unplanned unavailable hours	5.30	0	0	0	0
Fault exposure hours	0	0	0	0	0
Effective Reset hours	0	0	0	0	0
Required hours	2209.00	2184.00	2183.00	2208.00	2209.00
Indicator value	0.3%	0.6%	0.6%	0.6%	0.6%

Licensee Comments: none

Safety System Functional Failures (BWR)



Thresholds: White > 6.0

Notes

Safety System Functional Failures (BWR)	4Q/99	1Q/00	2Q/00	3Q/00	4Q/00
Safety System Functional Failures	3	4	1	0	0
Indicator value	3	7	8	8	5

Licensee Comments:

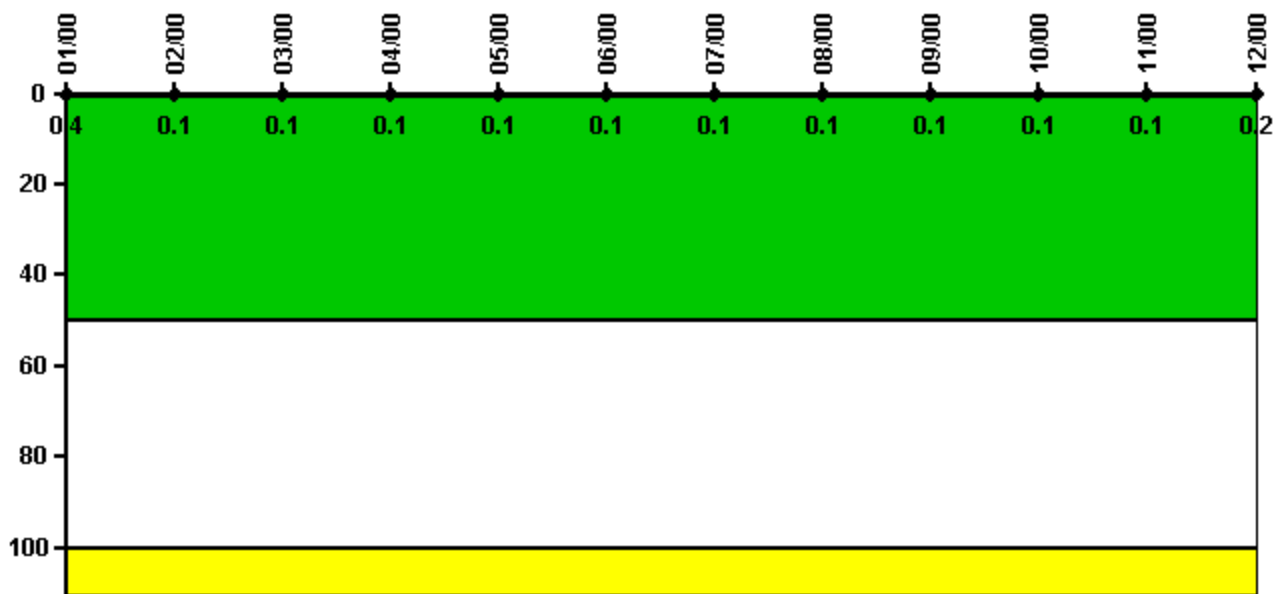
4Q/00: One Safety System Functional Failure has been added to the fourth quarter 2000 indicator in response to Inspection Report 50-265/01-08. Licensee review of the events is ongoing.

4Q/00: One Safety System Functional Failure has been added to the fourth quarter 2000 indicator in response to Inspection Report 50-265/01-08. Licensee review of the events is ongoing. {With the fourth quarter 2001 submittal, the abovementioned Safety System Functional Failure was withdrawn in accordance with a 12/4/01 NRC letter concerning IR 50-254(265)/01-08.}

1Q/00: Two Safety System Functional Failures have been added to the first quarter 2000 indicator in response to Inspection Report 50-265/01-08. Licensee review of the events is ongoing. {With the fourth quarter 2001 submittal, one of the two abovementioned Safety System Functional Failures was withdrawn in accordance with a 12/4/01 NRC letter concerning IR 50-254(265)/01-08.}

1Q/00: Two Safety System Functional Failures have been added to the first quarter 2000 indicator in response to Inspection Report 50-265/01-08. Licensee review of the events is ongoing.

Reactor Coolant System Activity



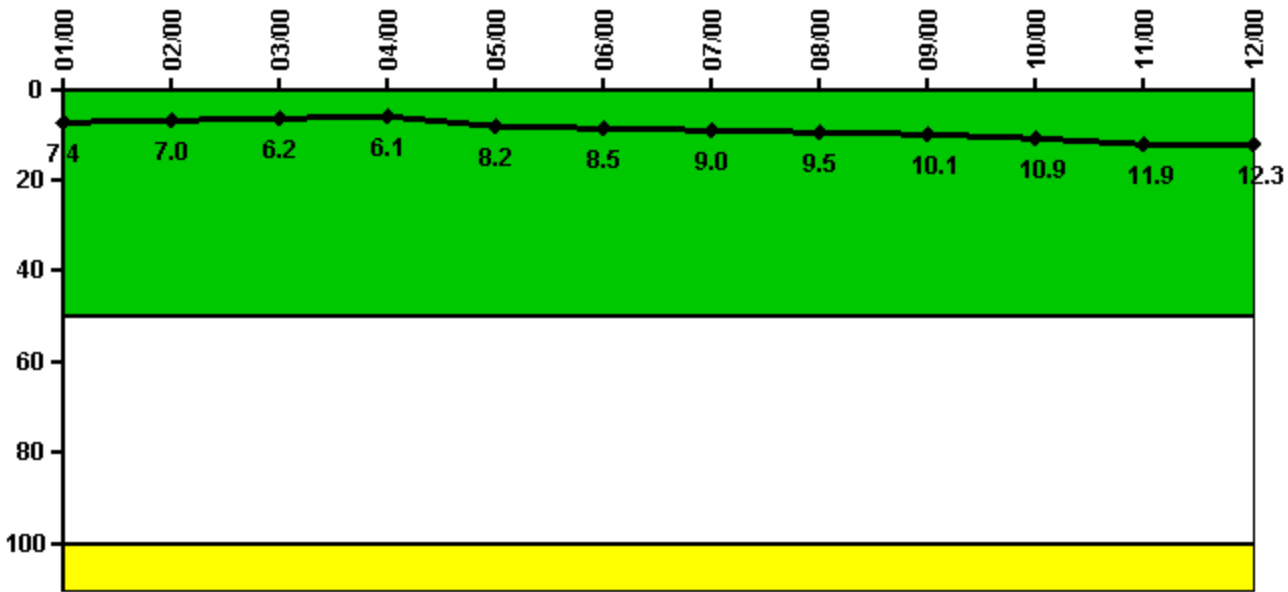
Thresholds: White > 50.0 Yellow > 100.0

Notes

Reactor Coolant System Activity	1/00	2/00	3/00	4/00	5/00	6/00	7/00	8/00	9/00	10/00	11/00	12/00
Maximum activity	0.000805	0.000104	0.000196	0.000264	0.000273	0.000168	0.000225	0.000207	0.000186	0.000247	0.000129	0.000355
Technical specification limit	0.2	0.2	0.2	0.2	0.2	0.2	0.2	0.2	0.2	0.2	0.2	0.2
Indicator value	0.4	0.1	0.1	0.1	0.1	0.1	0.1	0.1	0.1	0.1	0.1	0.2

Licensee Comments: none

Reactor Coolant System Leakage



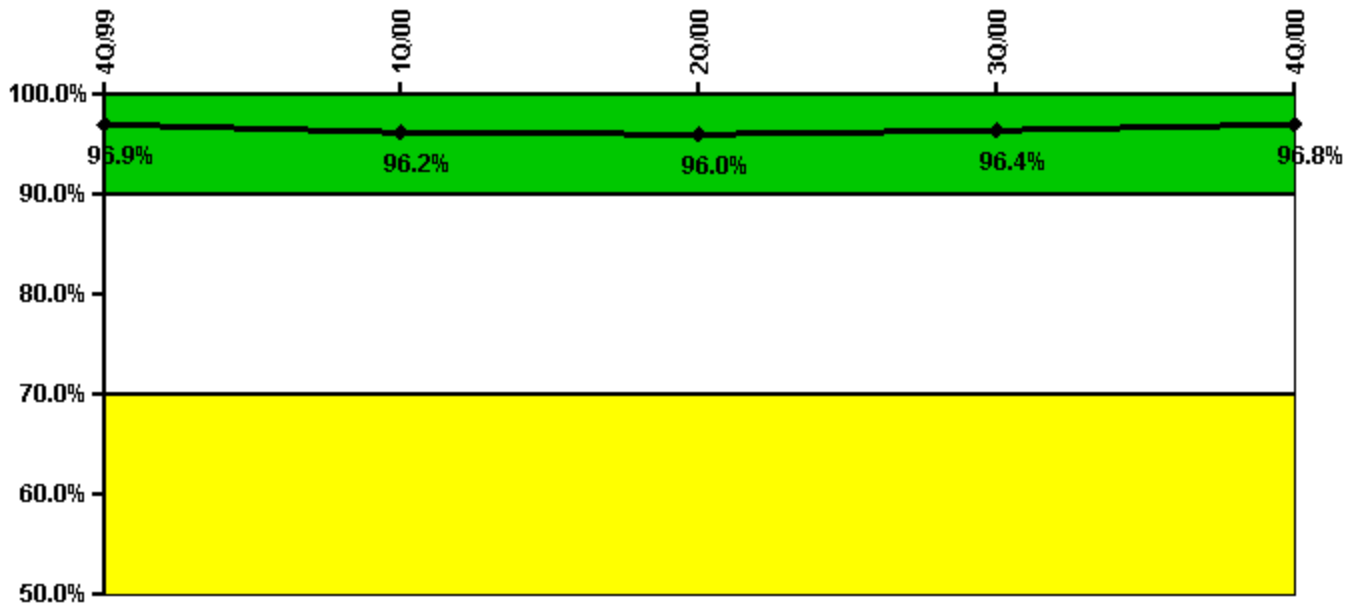
Thresholds: White > 50.0 Yellow > 100.0

Notes

Reactor Coolant System Leakage	1/00	2/00	3/00	4/00	5/00	6/00	7/00	8/00	9/00	10/00	11/00	12/00
Maximum leakage	1.850	1.740	1.540	1.530	2.040	2.120	2.260	2.380	2.530	2.720	2.970	3.080
Technical specification limit	25.0	25.0	25.0	25.0	25.0	25.0	25.0	25.0	25.0	25.0	25.0	25.0
Indicator value	7.4	7.0	6.2	6.1	8.2	8.5	9.0	9.5	10.1	10.9	11.9	12.3

Licensee Comments: none

Drill/Exercise Performance



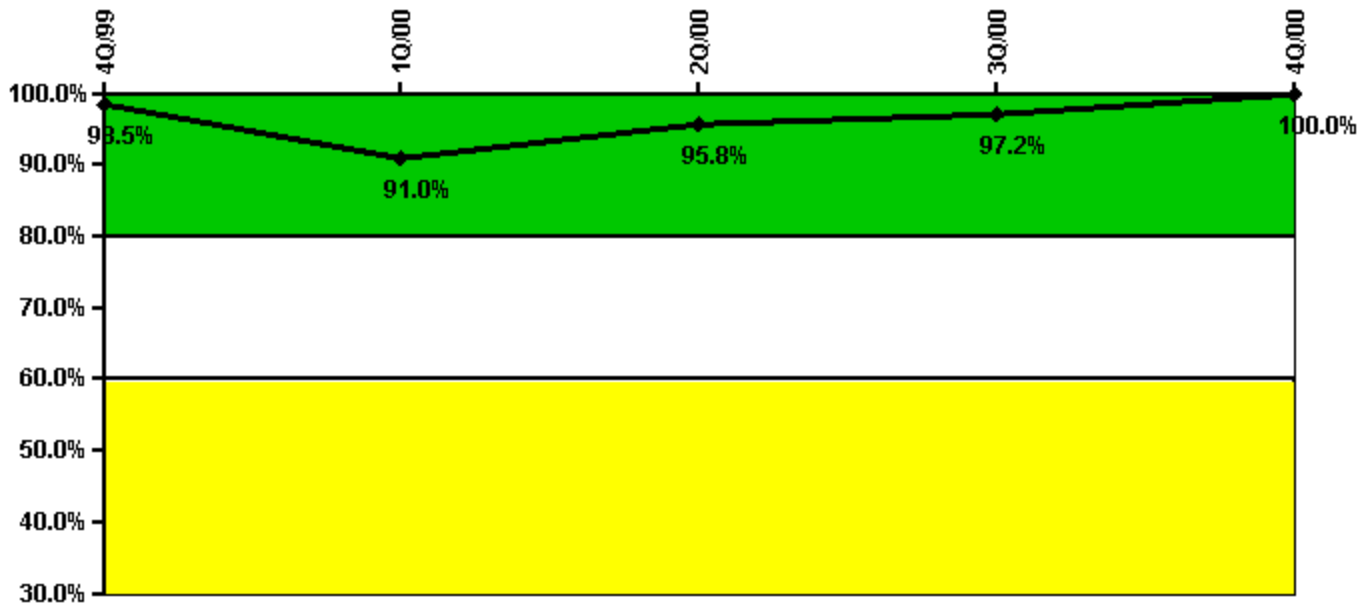
Thresholds: White < 90.0% Yellow < 70.0%

Notes

Drill/Exercise Performance	4Q/99	1Q/00	2Q/00	3Q/00	4Q/00
Successful opportunities	56.0	15.0	59.0	50.0	39.0
Total opportunities	57.0	17.0	62.0	53.0	39.0
Indicator value	96.9%	96.2%	96.0%	96.4%	96.8%

Licensee Comments: none

ERO Drill Participation



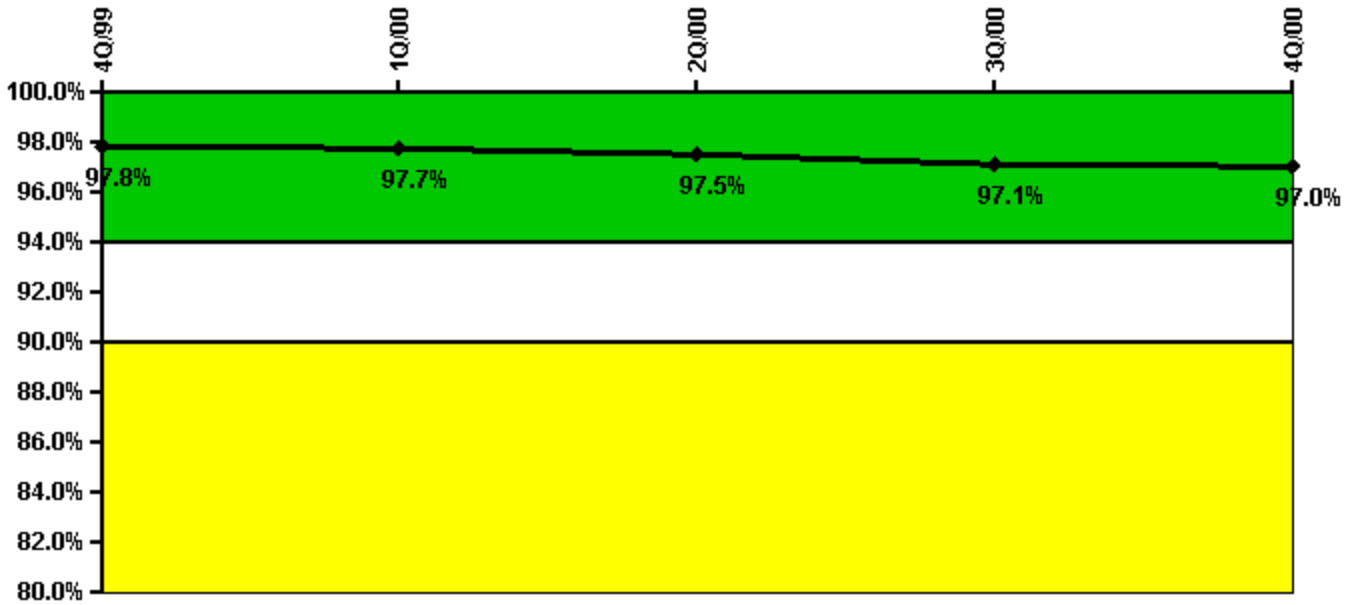
Thresholds: White < 80.0% Yellow < 60.0%

Notes

ERO Drill Participation	4Q/99	1Q/00	2Q/00	3Q/00	4Q/00
Participating Key personnel	64.0	61.0	69.0	69.0	70.0
Total Key personnel	65.0	67.0	72.0	71.0	70.0
Indicator value	98.5%	91.0%	95.8%	97.2%	100.0%

Licensee Comments: none

Alert & Notification System



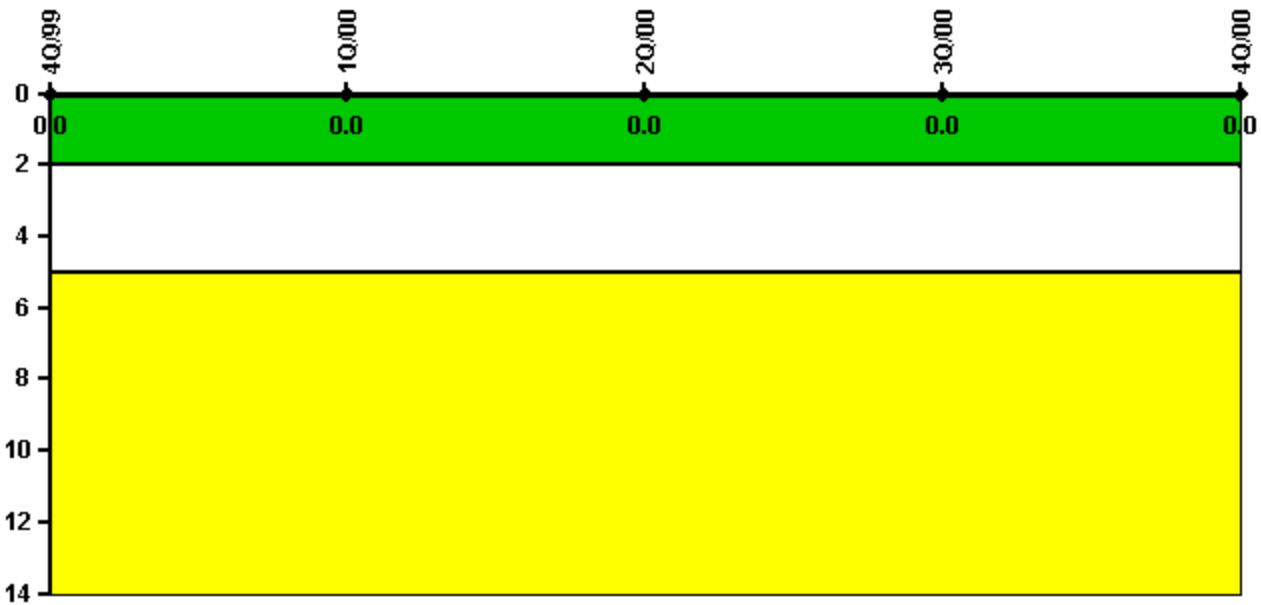
Thresholds: White < 94.0% Yellow < 90.0%

Notes

Alert & Notification System	4Q/99	1Q/00	2Q/00	3Q/00	4Q/00
Successful siren-tests	3219	3321	3190	3150	3202
Total sirens-tests	3276	3380	3328	3276	3276
Indicator value	97.8%	97.7%	97.5%	97.1%	97.0%

Licensee Comments: none

Occupational Exposure Control Effectiveness



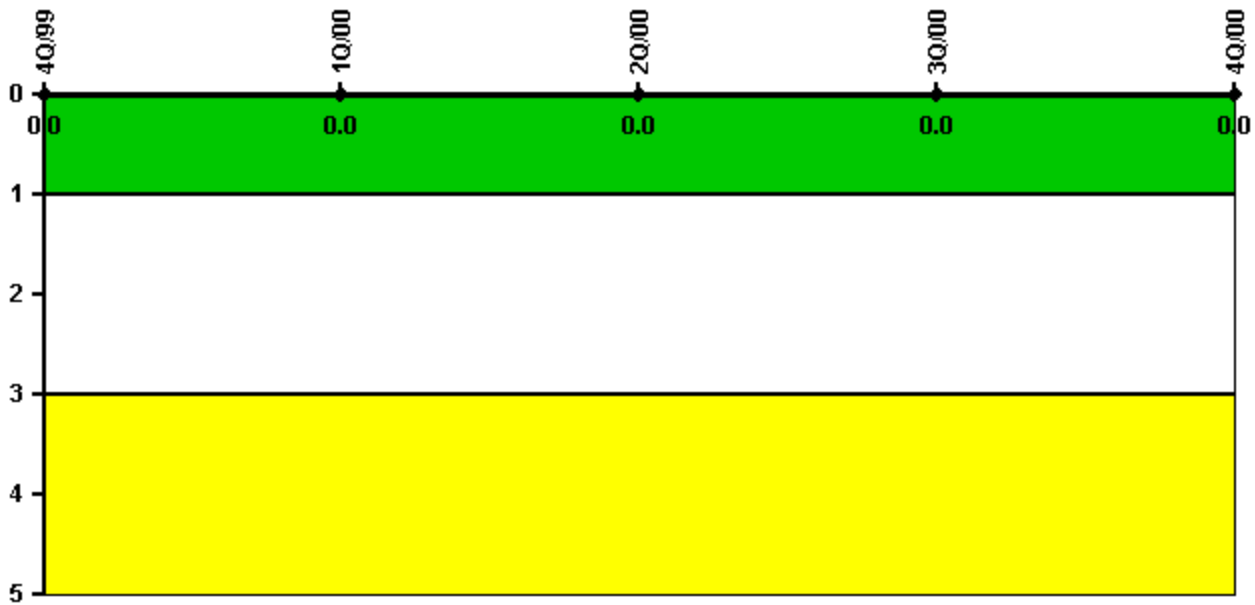
Thresholds: White > 2.0 Yellow > 5.0

Notes

Occupational Exposure Control Effectiveness	4Q/99	1Q/00	2Q/00	3Q/00	4Q/00
High radiation area occurrences	0	0	0	0	0
Very high radiation area occurrences	0	0	0	0	0
Unintended exposure occurrences	0	0	0	0	0
Indicator value	0	0	0	0	0

Licensee Comments: none

RETS/ODCM Radiological Effluent



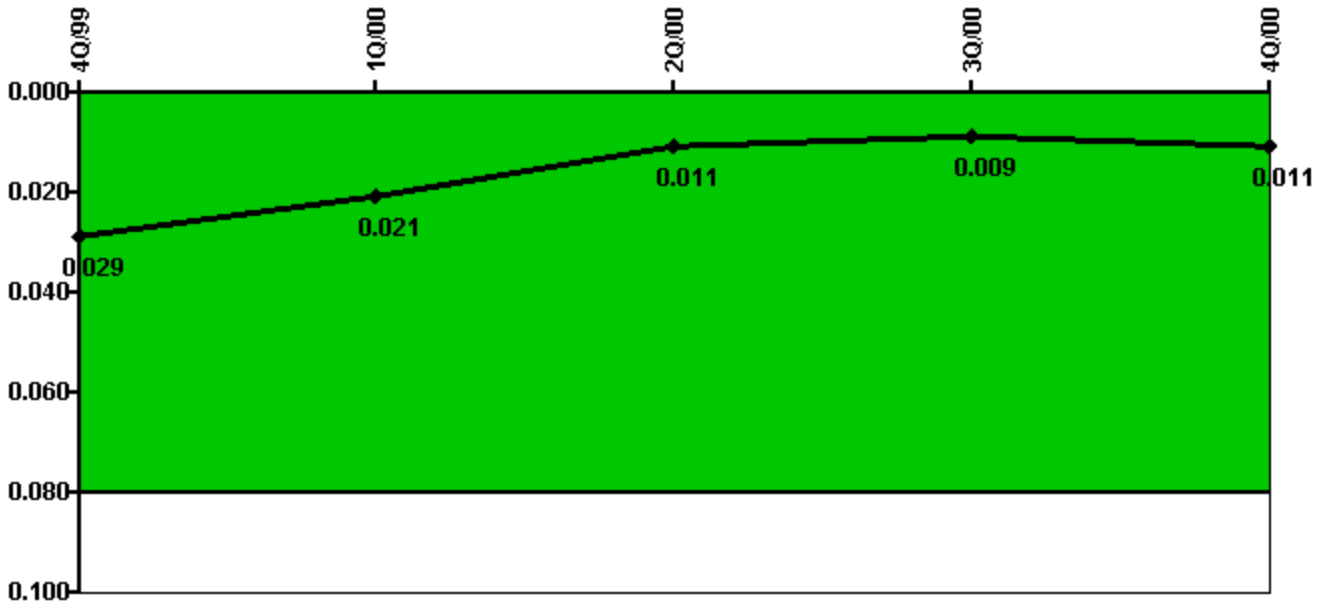
Thresholds: White > 1.0 Yellow > 3.0

Notes

RETS/ODCM Radiological Effluent	4Q/99	1Q/00	2Q/00	3Q/00	4Q/00
RETS/ODCM occurrences	0	0	0	0	0
Indicator value	0	0	0	0	0

Licensee Comments: none

Protected Area Security Performance Index



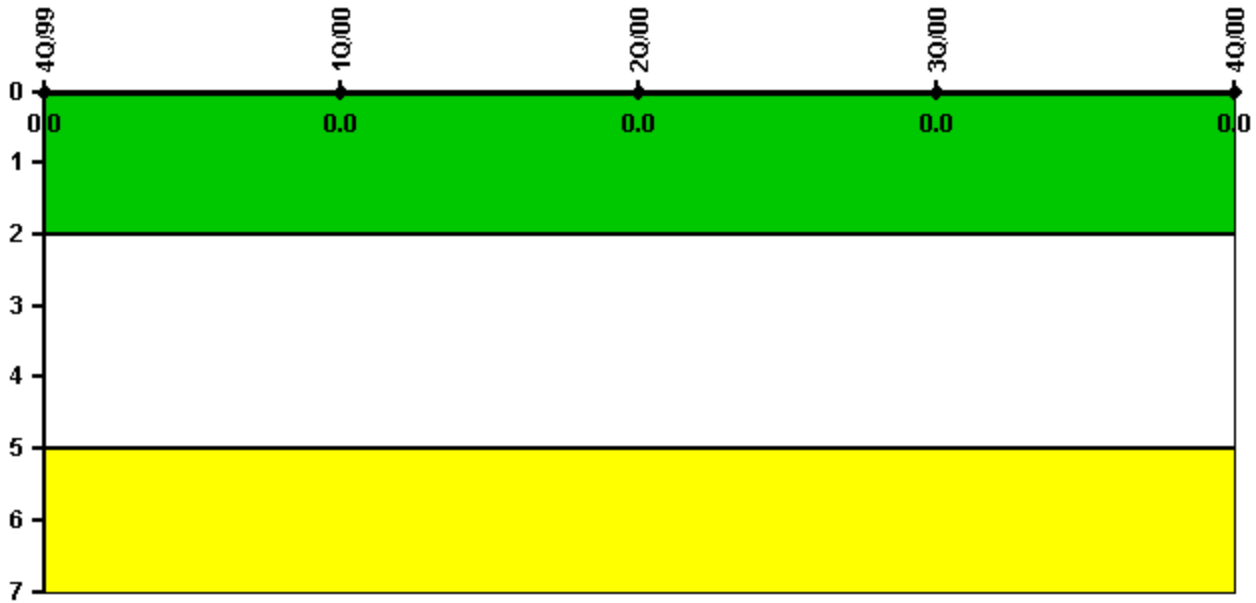
Thresholds: White > 0.080

Notes

Protected Area Security Performance Index	4Q/99	1Q/00	2Q/00	3Q/00	4Q/00
IDS compensatory hours	22.10	28.50	82.20	24.32	52.19
CCTV compensatory hours	2.2	0	4.3	1.6	0
IDS normalization factor	1.00	1.00	1.00	1.00	1.00
CCTV normalization factor	1.0	1.0	1.0	1.0	1.0
Index Value	0.029	0.021	0.011	0.009	0.011

Licensee Comments: none

Personnel Screening Program



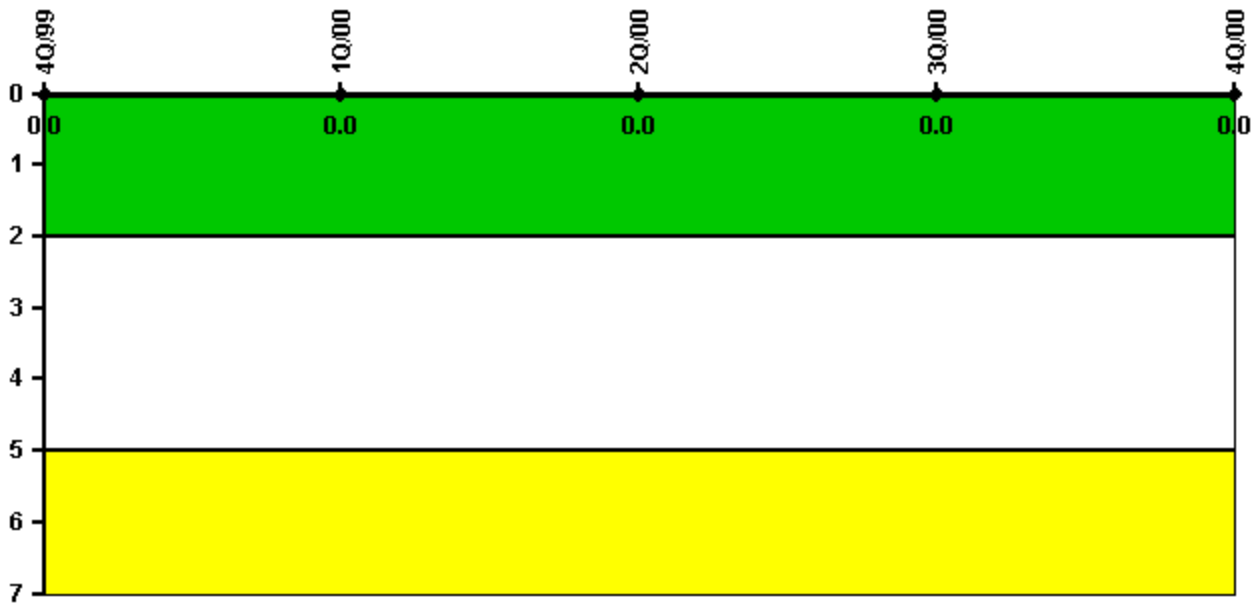
Thresholds: White > 2.0 Yellow > 5.0

Notes

Personnel Screening Program	4Q/99	1Q/00	2Q/00	3Q/00	4Q/00
Program failures	0	0	0	0	0
Indicator value	0	0	0	0	0

Licensee Comments: none

FFD/Personnel Reliability



Thresholds: White > 2.0 Yellow > 5.0

Notes

FFD/Personnel Reliability	4Q/99	1Q/00	2Q/00	3Q/00	4Q/00
Program Failures	0	0	0	0	0
Indicator value	0	0	0	0	0

Licensee Comments: none

▲ [PI Summary](#) | [Inspection Findings Summary](#) | [Action Matrix Summary](#) | [Reactor Oversight Process](#)

Last Modified: March 28, 2002