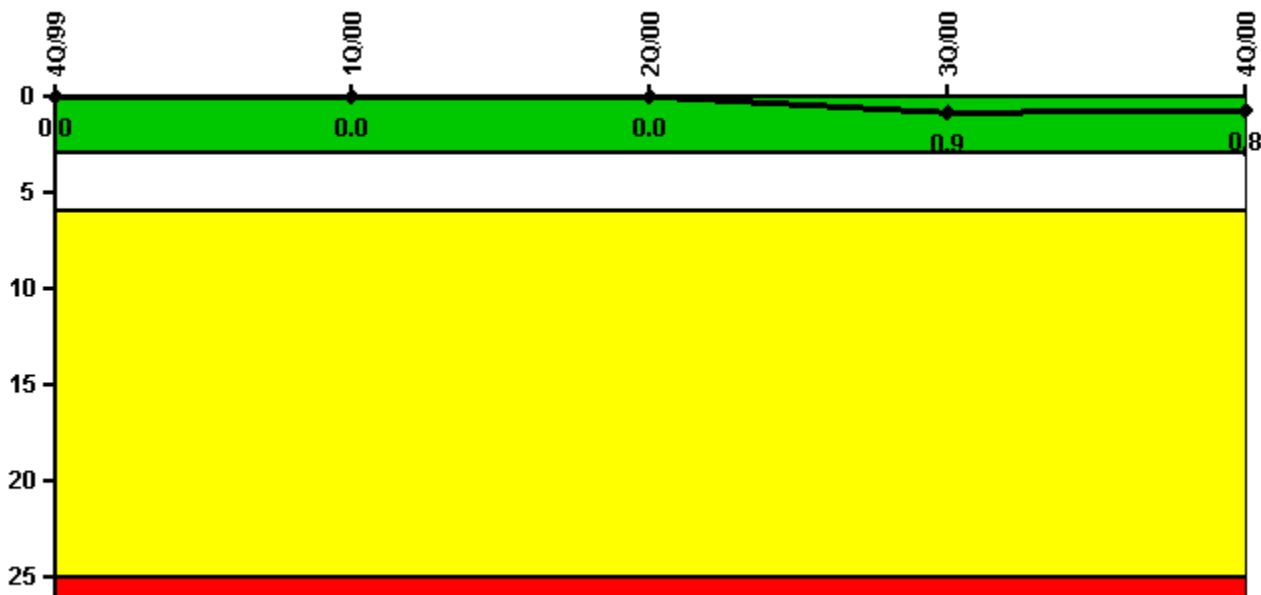


### Peach Bottom 3

#### 4Q/2000 Performance Indicators

Licensee's General Comments: Peach Bottom Unit 3 Quarterly Report

#### Unplanned Scrams per 7000 Critical Hrs



Thresholds: White > 3.0 Yellow > 6.0 Red > 25.0

#### Notes

Unplanned Scrams per 7000 Critical Hrs	4Q/99	1Q/00	2Q/00	3Q/00	4Q/00
Unplanned scrams	0	0	0	1.0	0
Critical hours	1634.3	2184.0	2183.0	2161.9	2209.0
<b>Indicator value</b>	<b>0</b>	<b>0</b>	<b>0</b>	<b>0.9</b>	<b>0.8</b>

Licensee Comments: none

### Scrams with Loss of Normal Heat Removal



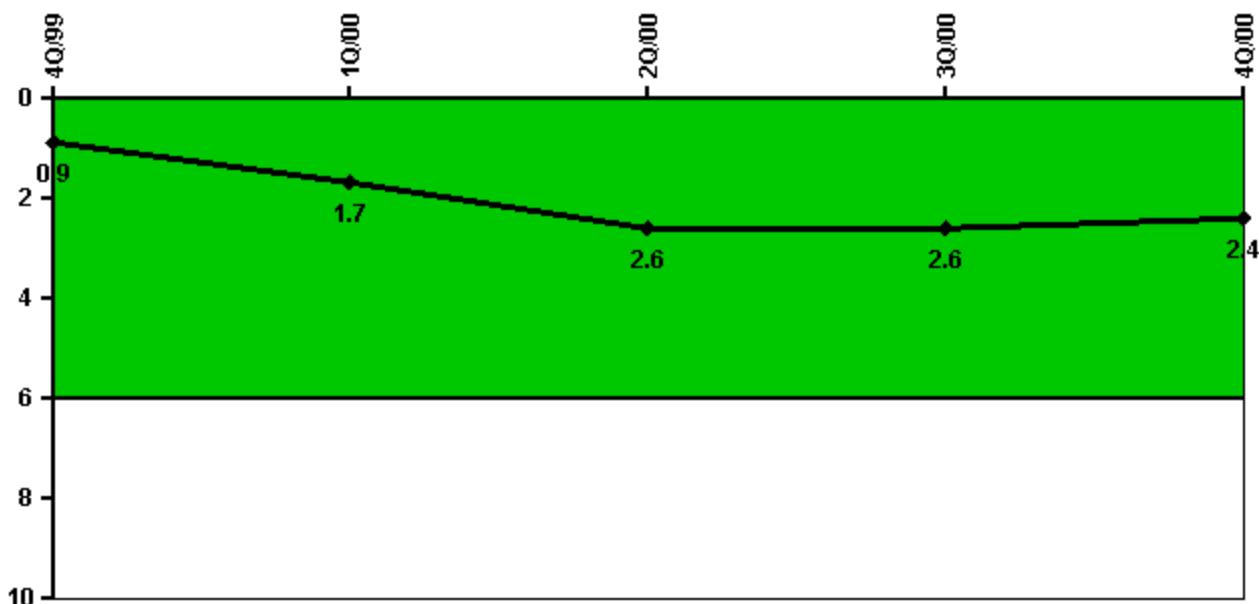
Thresholds: White > 2.0 Yellow > 10.0 Red > 20.0

#### Notes

Scrams with Loss of Normal Heat Removal	4Q/99	1Q/00	2Q/00	3Q/00	4Q/00
Scrams	0	0	0	0	0
Indicator value	0	0	0	0	0

Licensee Comments: none

### Unplanned Power Changes per 7000 Critical Hrs



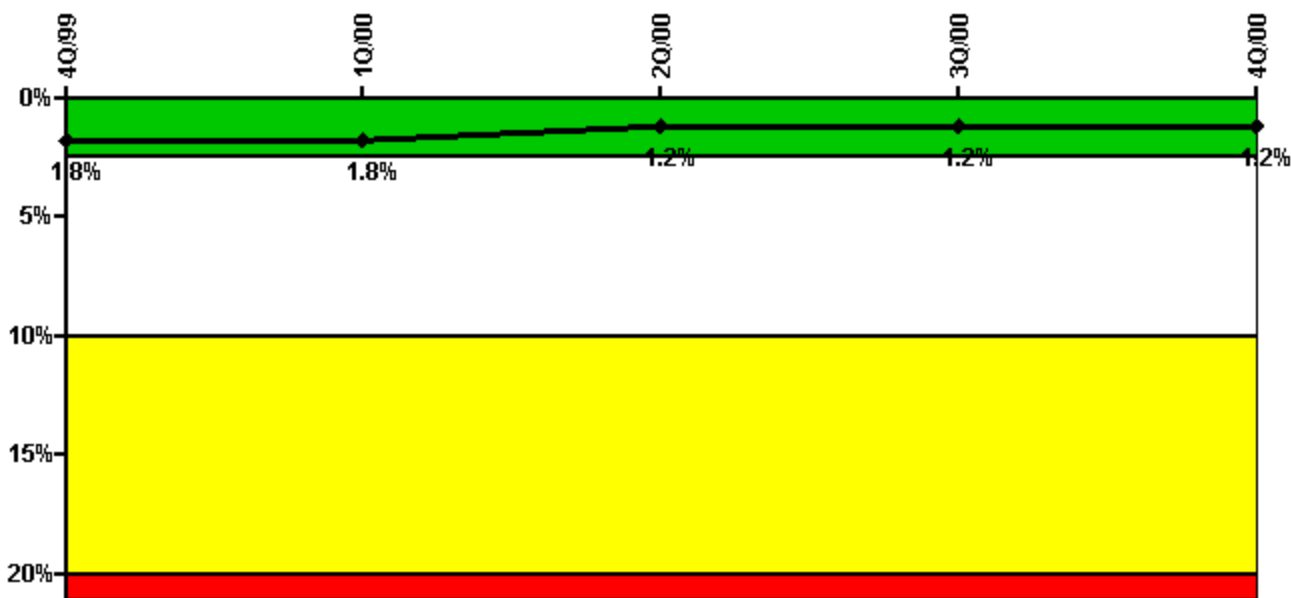
Thresholds: White > 6.0

#### Notes

Unplanned Power Changes per 7000 Critical Hrs	4Q/99	1Q/00	2Q/00	3Q/00	4Q/00
Unplanned power changes	0	1.0	1.0	1.0	0
Critical hours	1634.3	2184.0	2183.0	2161.9	2209.0
<b>Indicator value</b>	<b>0.9</b>	<b>1.7</b>	<b>2.6</b>	<b>2.6</b>	<b>2.4</b>

Licensee Comments: none

### Safety System Unavailability, Emergency AC Power, >2EDG



Thresholds: White > 2.5% Yellow > 10.0% Red > 20.0%

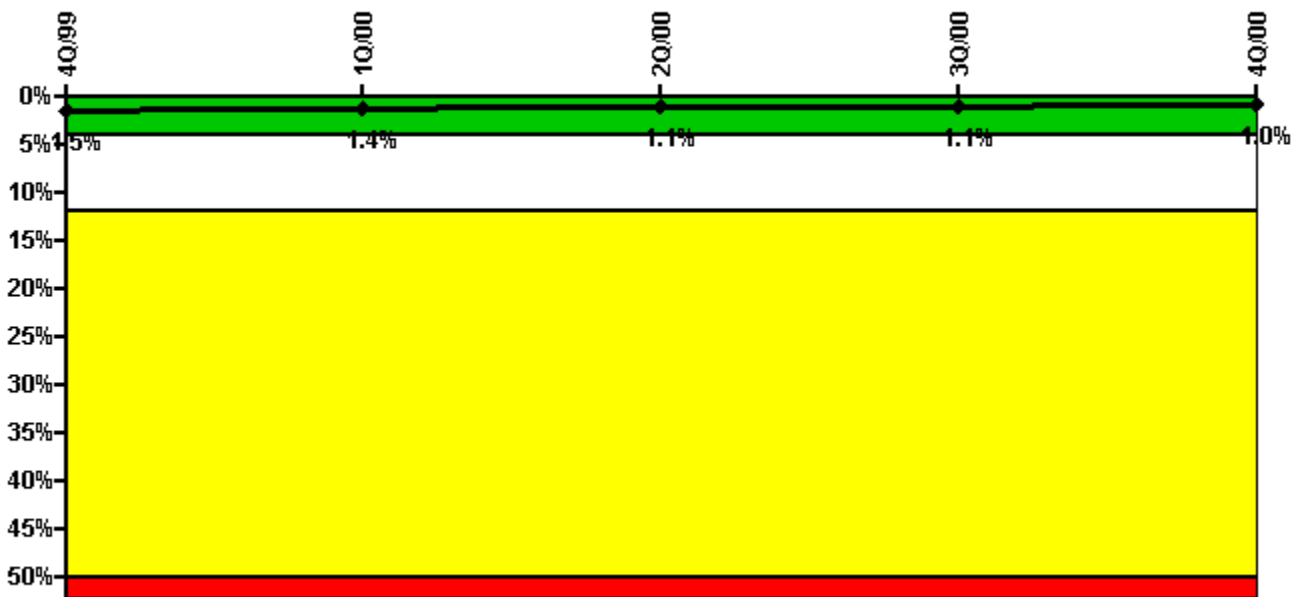
#### Notes

Safety System Unavailability, Emergency AC Power, >2EDG	4Q/99	1Q/00	2Q/00	3Q/00	4Q/00
<b>Train 1</b>					
Planned unavailable hours	0	0	0	5.75	1.75
Unplanned unavailable hours	0	0	0	0	0
Fault exposure hours	0	0	0	0	0
Effective Reset hours	0	0	0	0	0
Required hours	2142.38	2184.00	2183.00	2208.00	2209.00
<b>Train 2</b>					
Planned unavailable hours	0	0	0.75	0	19.00
Unplanned unavailable hours	0	0	0	0	0
Fault exposure hours	0	0	0	0	0
Effective Reset hours	0	0	0	0	0
Required hours	2142.38	2184.00	2183.00	2208.00	2209.00
<b>Train 3</b>					
Planned unavailable hours	0	0	0	0	0
Unplanned unavailable hours	0	1.00	0	0	0
Fault exposure hours	0	0	0	0	0
Effective Reset hours	0	0	0	0	0
Required hours	2142.38	2184.00	2183.00	2208.00	2209.00
<b>Train 4</b>					
Planned unavailable hours	0	0	0	0	10.25
Unplanned unavailable hours	0	5.50	0	0	0
Fault exposure hours	0	0	0	0	0
Effective Reset hours	0	0	0	0	0
Required hours	2142.38	2184.00	2183.00	2208.00	2209.00
<b>Indicator value</b>	<b>1.8%</b>	<b>1.8%</b>	<b>1.2%</b>	<b>1.2%</b>	<b>1.2%</b>

Licensee Comments:

4Q/00: October hours "train required for service" increased by 1 hour for conversion from EDT to EST.

### Safety System Unavailability, High Pressure Injection System (HPCI)



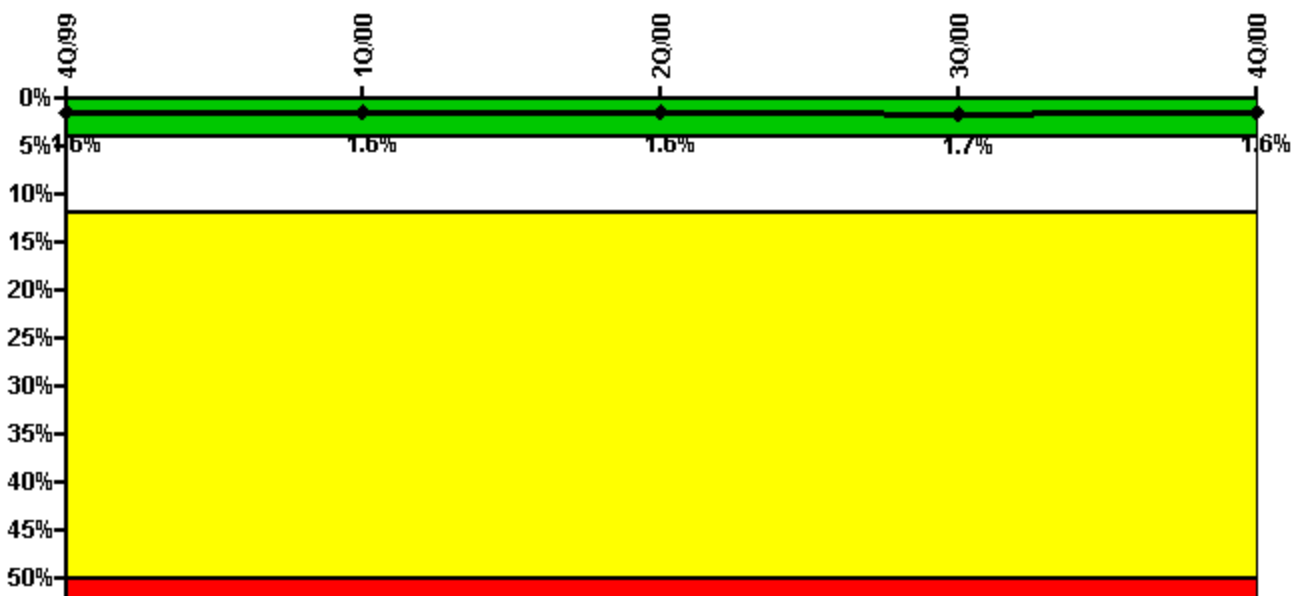
Thresholds: White > 4.0% Yellow > 12.0% Red > 50.0%

#### Notes

Safety System Unavailability, High Pressure Injection System (HPCI)	4Q/99	1Q/00	2Q/00	3Q/00	4Q/00
<b>Train 1</b>					
Planned unavailable hours	2.70	7.52	5.00	15.20	1.40
Unplanned unavailable hours	35.20	13.00	0	0	0
Fault exposure hours	0	0	0	0	0
Effective Reset hours	0	0	0	0	0
Required hours	1634.30	2184.00	2183.00	2161.93	2209.00
<b>Indicator value</b>	<b>1.5%</b>	<b>1.4%</b>	<b>1.1%</b>	<b>1.1%</b>	<b>1.0%</b>

Licensee Comments: none

### Safety System Unavailability, Heat Removal System (RCIC)



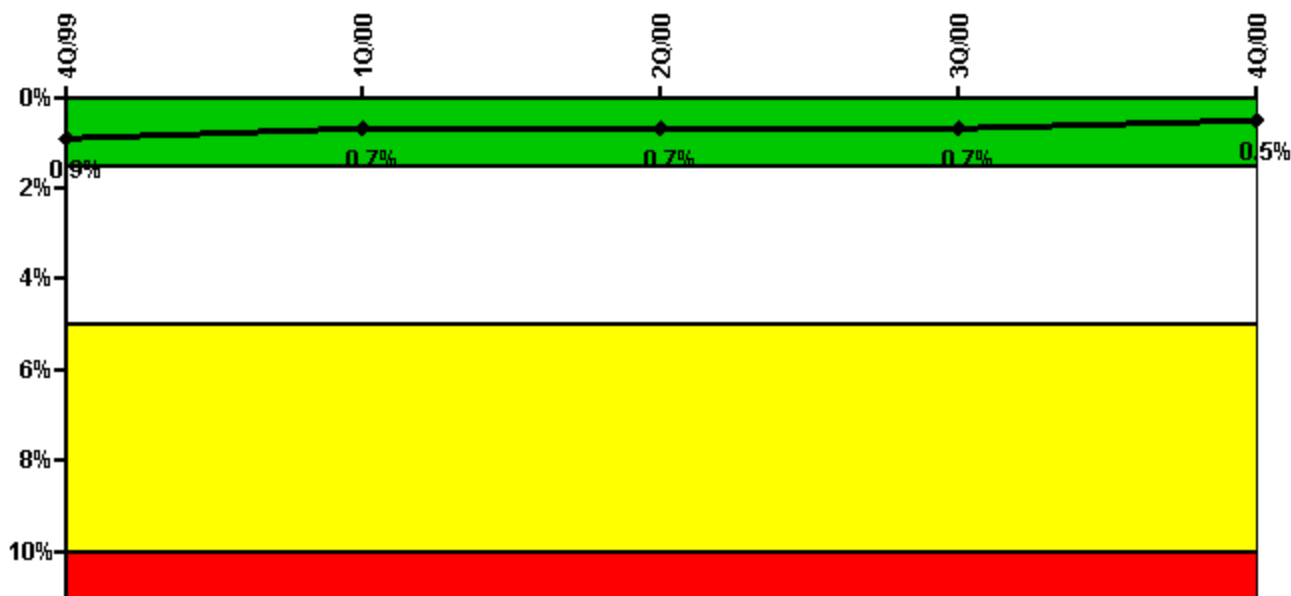
Thresholds: White > 4.0% Yellow > 12.0% Red > 50.0%

#### Notes

Safety System Unavailability, Heat Removal System (RCIC)	4Q/99	1Q/00	2Q/00	3Q/00	4Q/00
<b>Train 1</b>					
Planned unavailable hours	2.40	7.10	4.00	29.60	2.00
Unplanned unavailable hours	0	0	0	0	0
Fault exposure hours	0	0	0	0	0
Effective Reset hours	0	0	0	0	0
Required hours	1634.30	2184.00	2183.00	2161.93	2209.00
<b>Indicator value</b>	<b>1.6%</b>	<b>1.6%</b>	<b>1.6%</b>	<b>1.7%</b>	<b>1.6%</b>

Licensee Comments: none

### Safety System Unavailability, Residual Heat Removal System



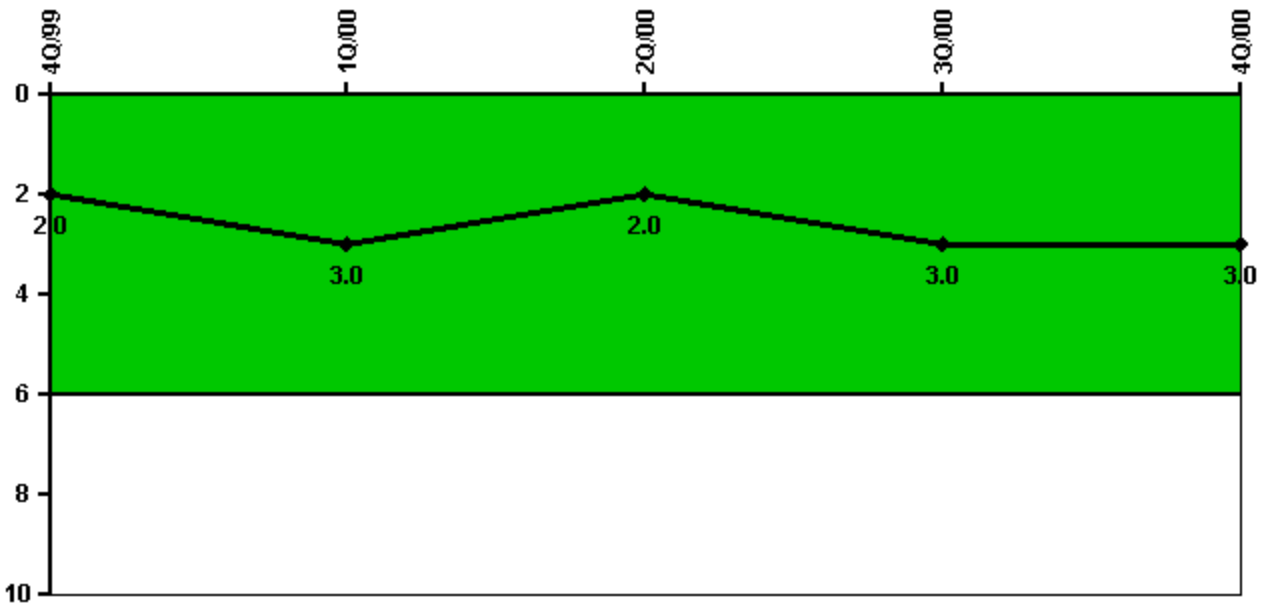
Thresholds: White > 1.5% Yellow > 5.0% Red > 10.0%

#### Notes

Safety System Unavailability, Residual Heat Removal System	4Q/99	1Q/00	2Q/00	3Q/00	4Q/00
<b>Train 1</b>					
Planned unavailable hours	51.60	0	0	0	0
Unplanned unavailable hours	0	0	0	0	0
Fault exposure hours	0	0	0	0	0
Effective Reset hours	0	0	0	0	0
Required hours	2209.00	2184.00	2183.00	2208.00	2209.00
<b>Train 2</b>					
Planned unavailable hours	0	15.50	0	0	0
Unplanned unavailable hours	0	0	0	0	0
Fault exposure hours	0	0	0	0	0
Effective Reset hours	0	0	0	0	0
Required hours	1784.00	2184.00	2183.00	2208.00	2209.00
<b>Indicator value</b>	<b>0.9%</b>	<b>0.7%</b>	<b>0.7%</b>	<b>0.7%</b>	<b>0.5%</b>

Licensee Comments: none

### Safety System Functional Failures (BWR)



Thresholds: White > 6.0

#### Notes

Safety System Functional Failures (BWR)	4Q/99	1Q/00	2Q/00	3Q/00	4Q/00
Safety System Functional Failures	0	1	0	2	0
Indicator value	2	3	2	3	3

Licensee Comments: none



### Reactor Coolant System Activity



Thresholds: White > 50.0 Yellow > 100.0

#### Notes

Reactor Coolant System Activity	1/00	2/00	3/00	4/00	5/00	6/00	7/00	8/00	9/00	10/00	11/00	12/00
Maximum activity	0.000028	0.000032	0.000014	0.000039	0.000122	0.000013	0.000008	0.000038	0.000014	0.000026	0.000005	0.000017
Technical specification limit	0.2	0.2	0.2	0.2	0.2	0.2	0.2	0.2	0.2	0.2	0.2	0.2
Indicator value	0	0	0	0	0.1	0	0	0	0	0	0	0

Licensee Comments: none

### Reactor Coolant System Leakage



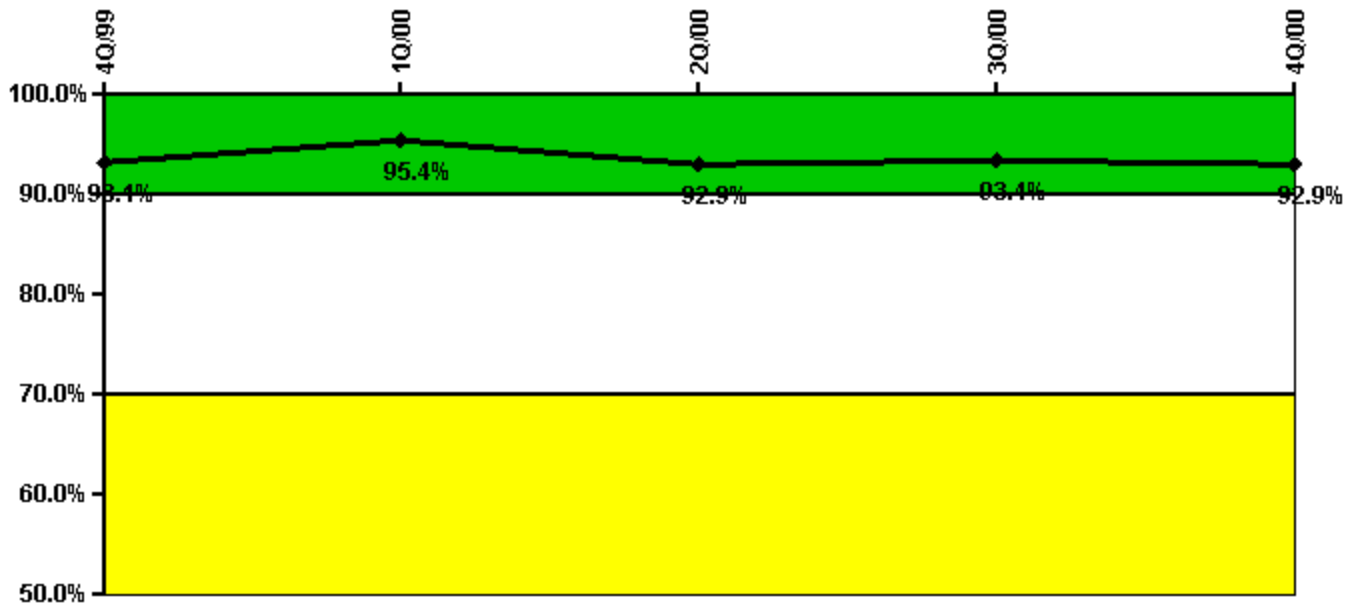
Thresholds: White > 50.0 Yellow > 100.0

#### Notes

Reactor Coolant System Leakage	1/00	2/00	3/00	4/00	5/00	6/00	7/00	8/00	9/00	10/00	11/00	12/00
Maximum leakage	1.420	1.420	1.430	1.430	1.420	1.440	1.460	2.020	1.470	1.520	1.430	1.440
Technical specification limit	25.0	25.0	25.0	25.0	25.0	25.0	25.0	25.0	25.0	25.0	25.0	25.0
Indicator value	5.7	5.7	5.7	5.7	5.7	5.8	5.8	8.1	5.9	6.1	5.7	5.8

Licensee Comments: none

### Drill/Exercise Performance



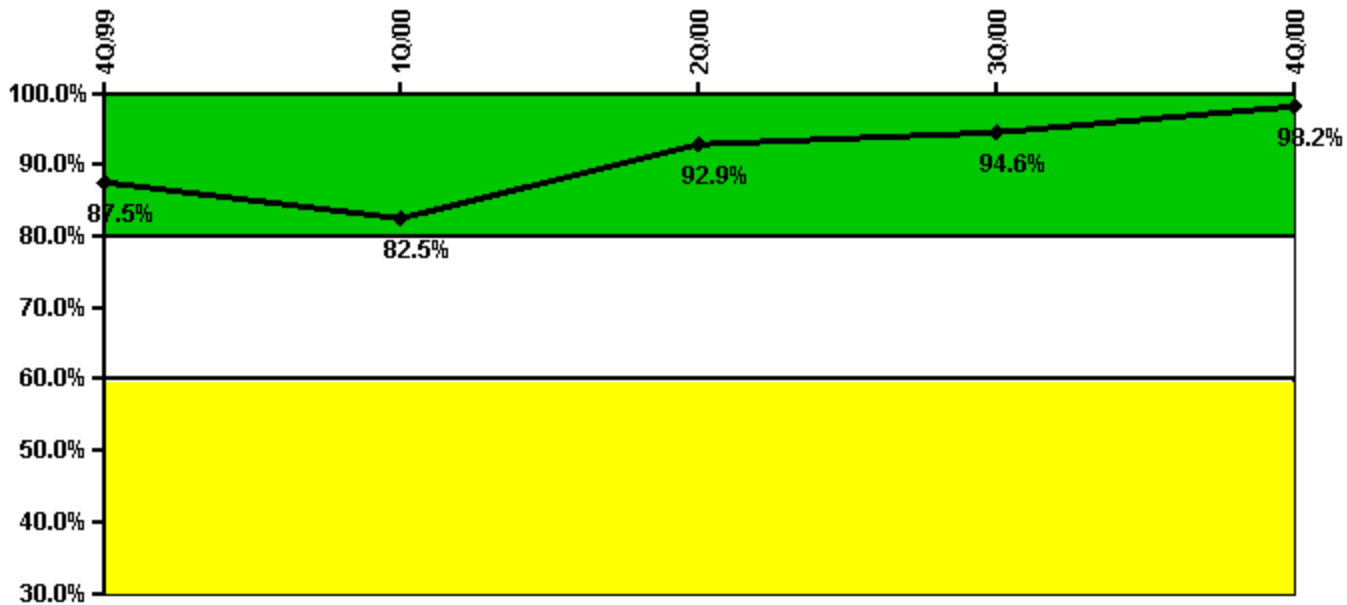
Thresholds: White < 90.0% Yellow < 70.0%

#### Notes

Drill/Exercise Performance	4Q/99	1Q/00	2Q/00	3Q/00	4Q/00
Successful opportunities	6.0	0	36.0	16.0	2.0
Total opportunities	6.0	0	40.0	18.0	2.0
<b>Indicator value</b>	<b>93.1%</b>	<b>95.4%</b>	<b>92.9%</b>	<b>93.4%</b>	<b>92.9%</b>

Licensee Comments: none

### ERO Drill Participation



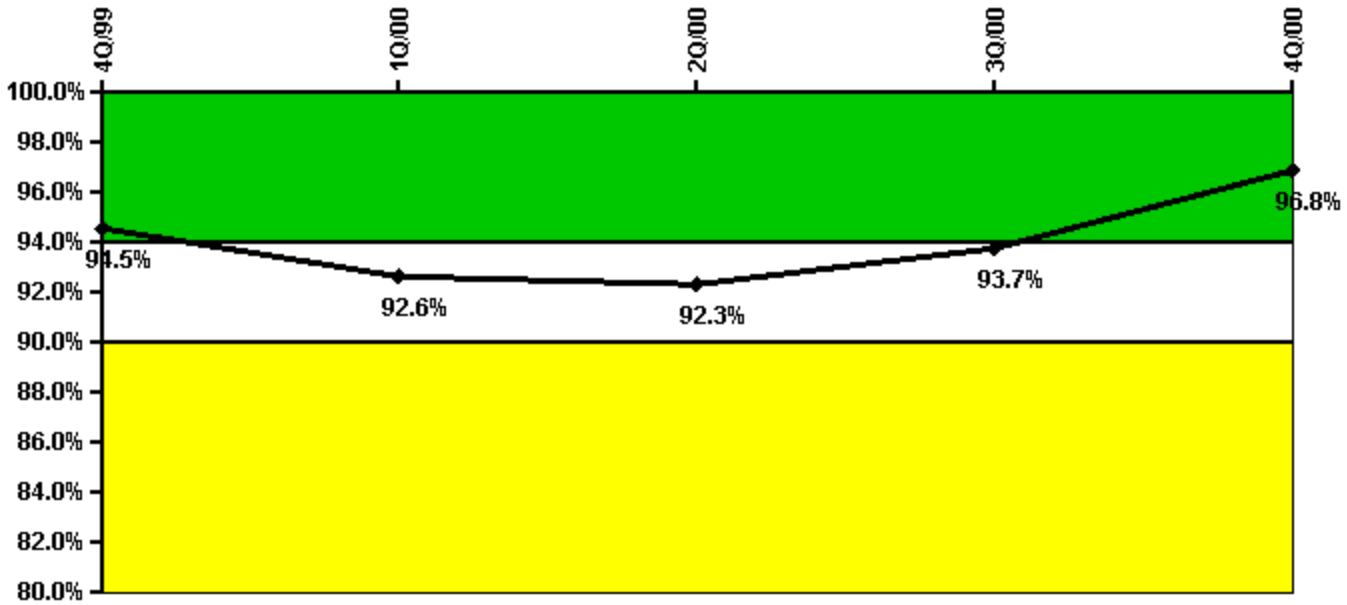
Thresholds: White < 80.0% Yellow < 60.0%

#### Notes

ERO Drill Participation	4Q/99	1Q/00	2Q/00	3Q/00	4Q/00
Participating Key personnel	56.0	52.0	52.0	53.0	54.0
Total Key personnel	64.0	63.0	56.0	56.0	55.0
Indicator value	87.5%	82.5%	92.9%	94.6%	98.2%

Licensee Comments: none

### Alert & Notification System



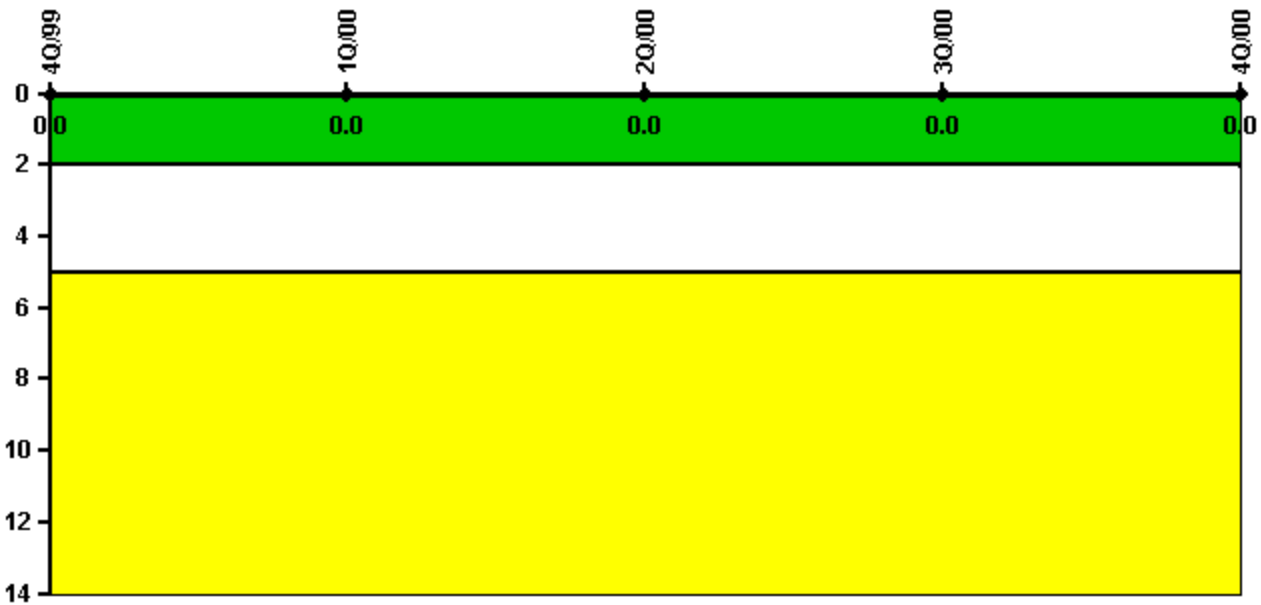
Thresholds: White < 94.0% Yellow < 90.0%

#### Notes

Alert & Notification System	4Q/99	1Q/00	2Q/00	3Q/00	4Q/00
Successful siren-tests	260	259	547	1479	2505
Total sirens-tests	291	291	582	1552	2522
Indicator value	94.5%	92.6%	92.3%	93.7%	96.8%

Licensee Comments: none

### Occupational Exposure Control Effectiveness



Thresholds: White > 2.0 Yellow > 5.0

#### Notes

Occupational Exposure Control Effectiveness	4Q/99	1Q/00	2Q/00	3Q/00	4Q/00
High radiation area occurrences	0	0	0	0	0
Very high radiation area occurrences	0	0	0	0	0
Unintended exposure occurrences	0	0	0	0	0
<b>Indicator value</b>	<b>0</b>	<b>0</b>	<b>0</b>	<b>0</b>	<b>0</b>

Licensee Comments: none

### RETS/ODCM Radiological Effluent



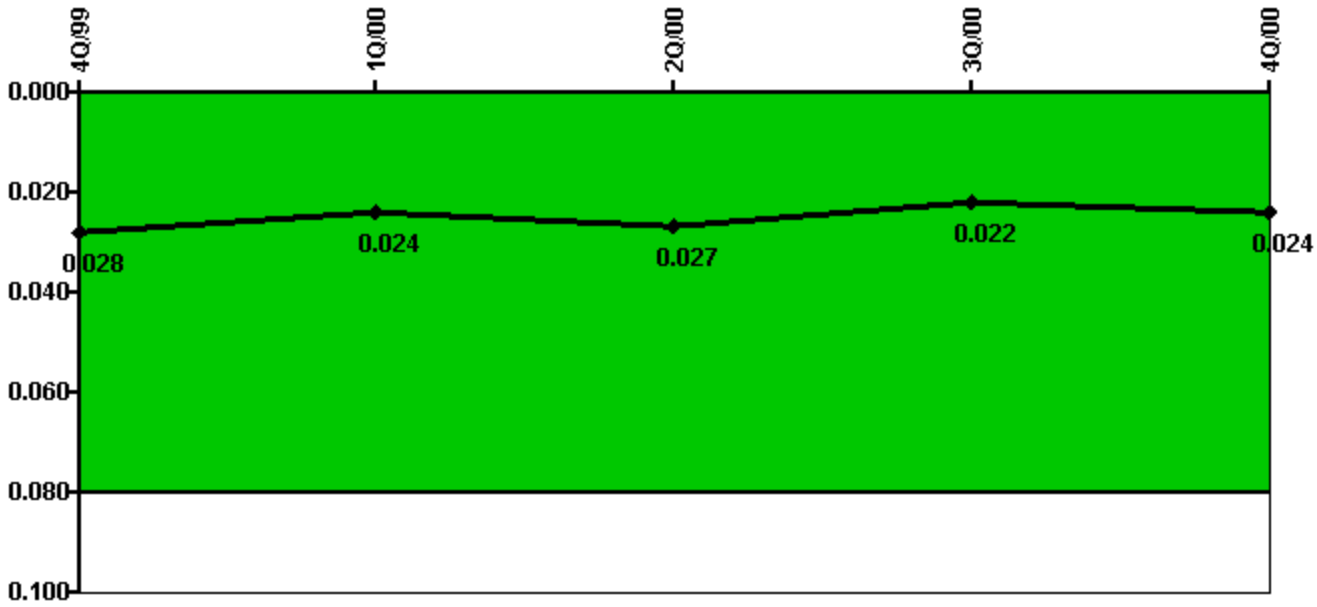
Thresholds: White > 1.0 Yellow > 3.0

#### Notes

RETS/ODCM Radiological Effluent	4Q/99	1Q/00	2Q/00	3Q/00	4Q/00
RETS/ODCM occurrences	0	0	0	0	0
Indicator value	0	0	0	0	0

Licensee Comments: none

### Protected Area Security Performance Index



Thresholds: White > 0.080

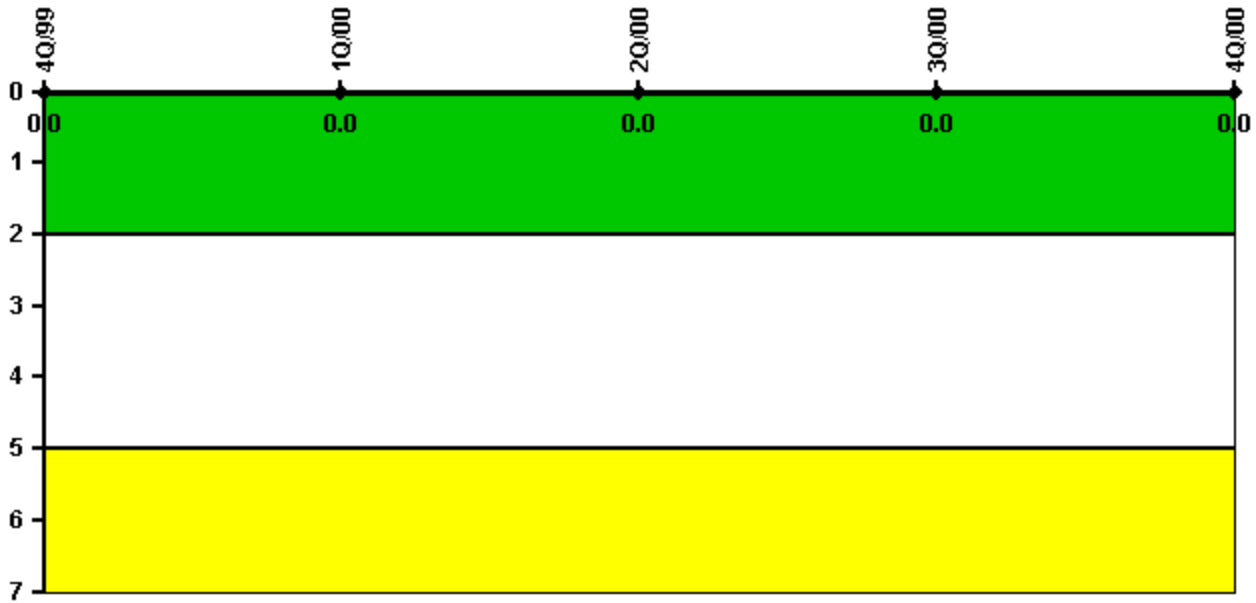
#### Notes

Protected Area Security Performance Index	4Q/99	1Q/00	2Q/00	3Q/00	4Q/00
IDS compensatory hours	130.90	167.60	206.00	94.80	152.20
CCTV compensatory hours	2.6	58.0	6.4	12.6	20.7
IDS normalization factor	1.85	1.85	1.85	1.85	1.85
CCTV normalization factor	1.3	1.3	1.3	1.3	1.3
<b>Index Value</b>	<b>0.028</b>	<b>0.024</b>	<b>0.027</b>	<b>0.022</b>	<b>0.024</b>

Licensee Comments: none



### Personnel Screening Program



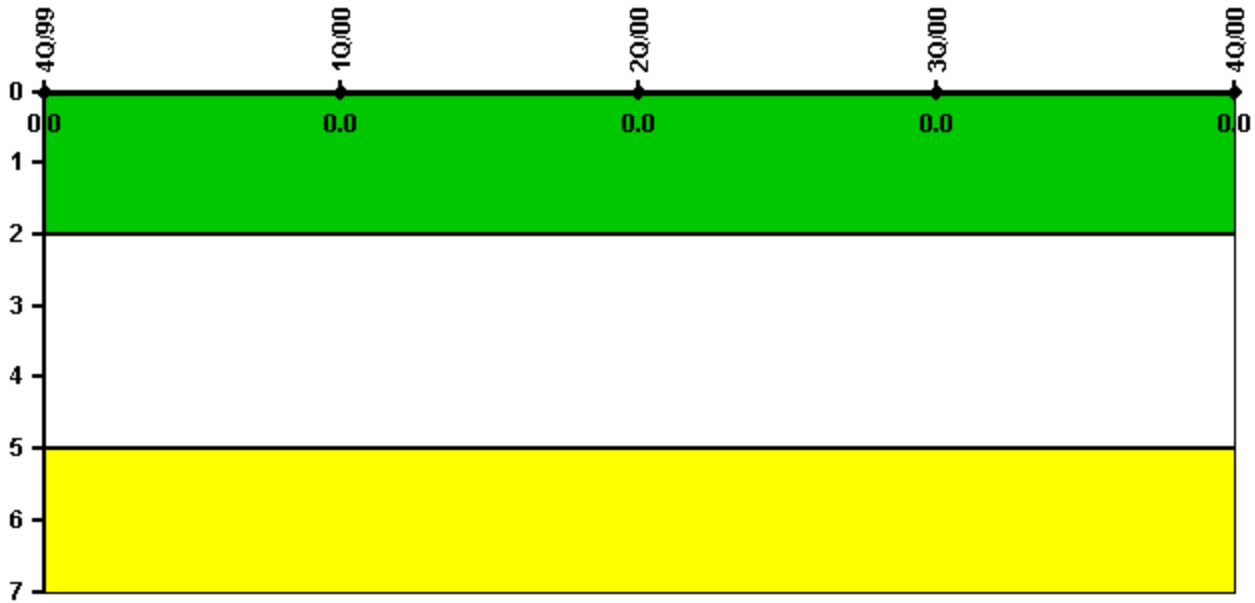
Thresholds: White > 2.0 Yellow > 5.0

#### Notes

Personnel Screening Program	4Q/99	1Q/00	2Q/00	3Q/00	4Q/00
Program failures	0	0	0	0	0
Indicator value	0	0	0	0	0

Licensee Comments: none

### FFD/Personnel Reliability



Thresholds: White > 2.0 Yellow > 5.0

#### Notes

FFD/Personnel Reliability	4Q/99	1Q/00	2Q/00	3Q/00	4Q/00
Program Failures	0	0	0	0	0
Indicator value	0	0	0	0	0

Licensee Comments: none

▲ [PI Summary](#) | [Inspection Findings Summary](#) | [Action Matrix Summary](#) | [Reactor Oversight Process](#)

Last Modified: March 28, 2002