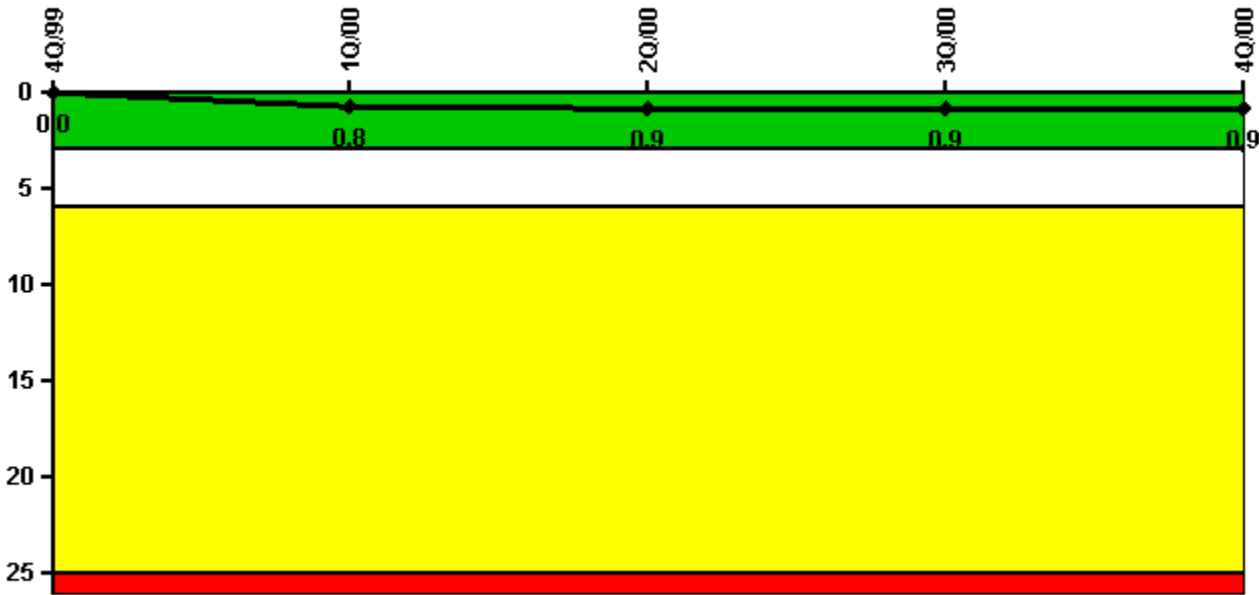


### Oconee 3

#### 4Q/2000 Performance Indicators

Licensee's General Comments: none

#### Unplanned Scrams per 7000 Critical Hrs



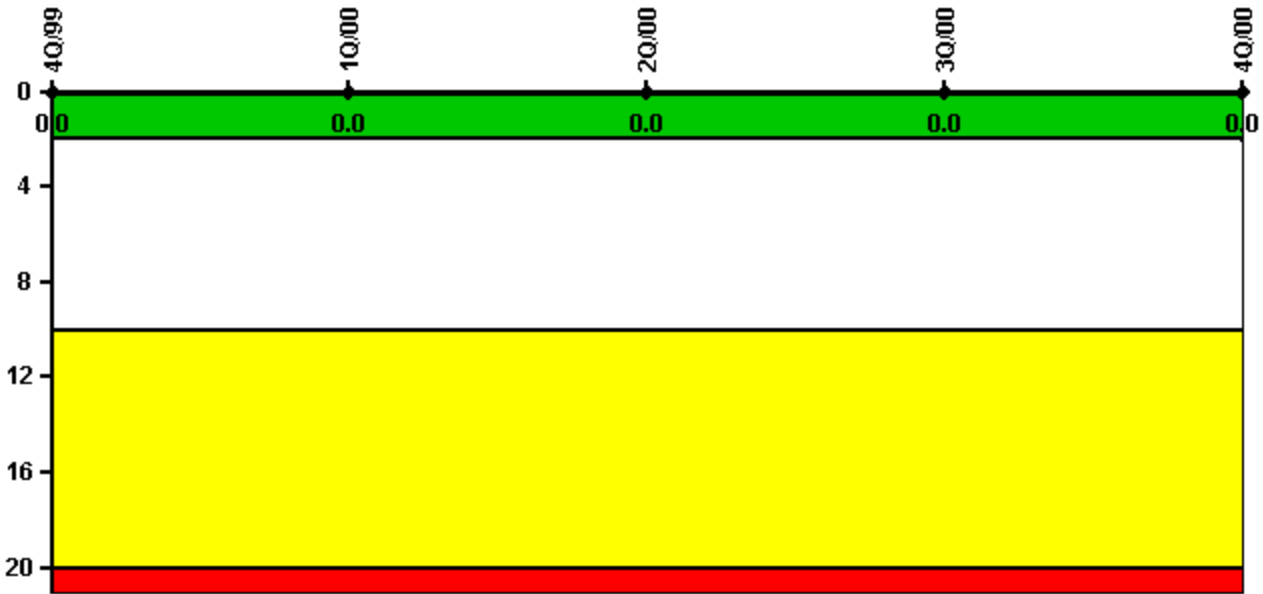
Thresholds: White > 3.0 Yellow > 6.0 Red > 25.0

#### Notes

Unplanned Scrams per 7000 Critical Hrs	4Q/99	1Q/00	2Q/00	3Q/00	4Q/00
Unplanned scrams	0	1.0	0	0	0
Critical hours	2209.0	2155.0	1322.7	2208.0	2209.0
<b>Indicator value</b>	<b>0</b>	<b>0.8</b>	<b>0.9</b>	<b>0.9</b>	<b>0.9</b>

Licensee Comments: none

### Scrams with Loss of Normal Heat Removal



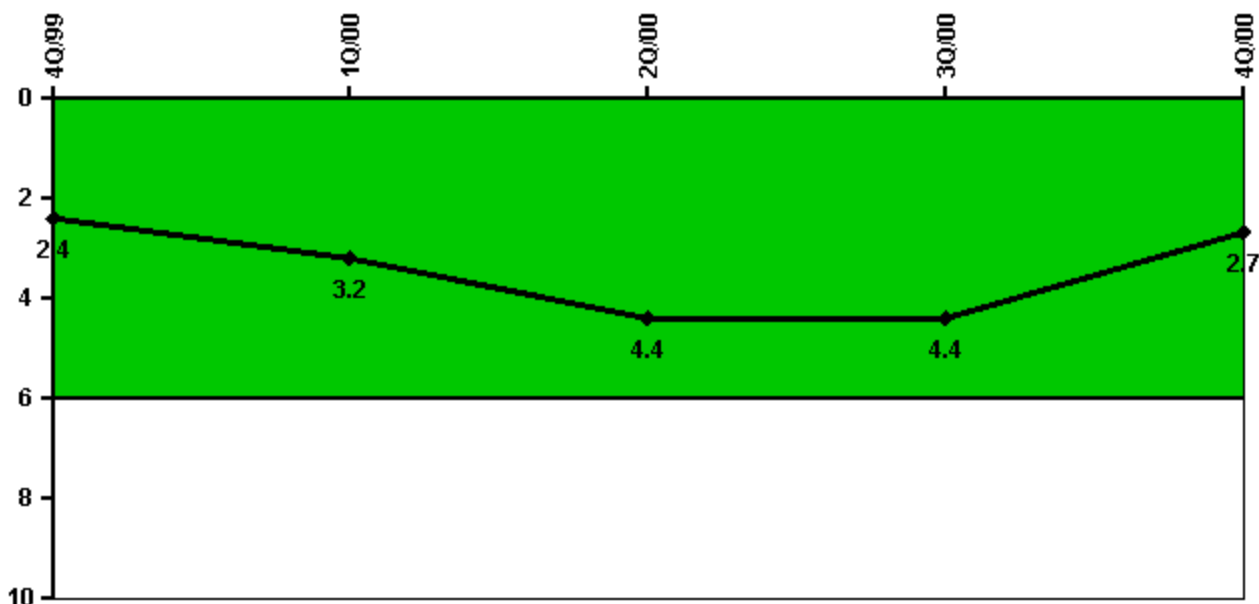
Thresholds: White > 2.0 Yellow > 10.0 Red > 20.0

#### Notes

Scrams with Loss of Normal Heat Removal	4Q/99	1Q/00	2Q/00	3Q/00	4Q/00
Scrams	0	0	0	0	0
Indicator value	0	0	0	0	0

Licensee Comments: none

### Unplanned Power Changes per 7000 Critical Hrs



Thresholds: White > 6.0

#### Notes

Unplanned Power Changes per 7000 Critical Hrs	4Q/99	1Q/00	2Q/00	3Q/00	4Q/00
Unplanned power changes	2.0	1.0	2.0	0	0
Critical hours	2209.0	2155.0	1322.7	2208.0	2209.0
Indicator value	2.4	3.2	4.4	4.4	2.7

Licensee Comments: none

## Safety System Unavailability, HEG

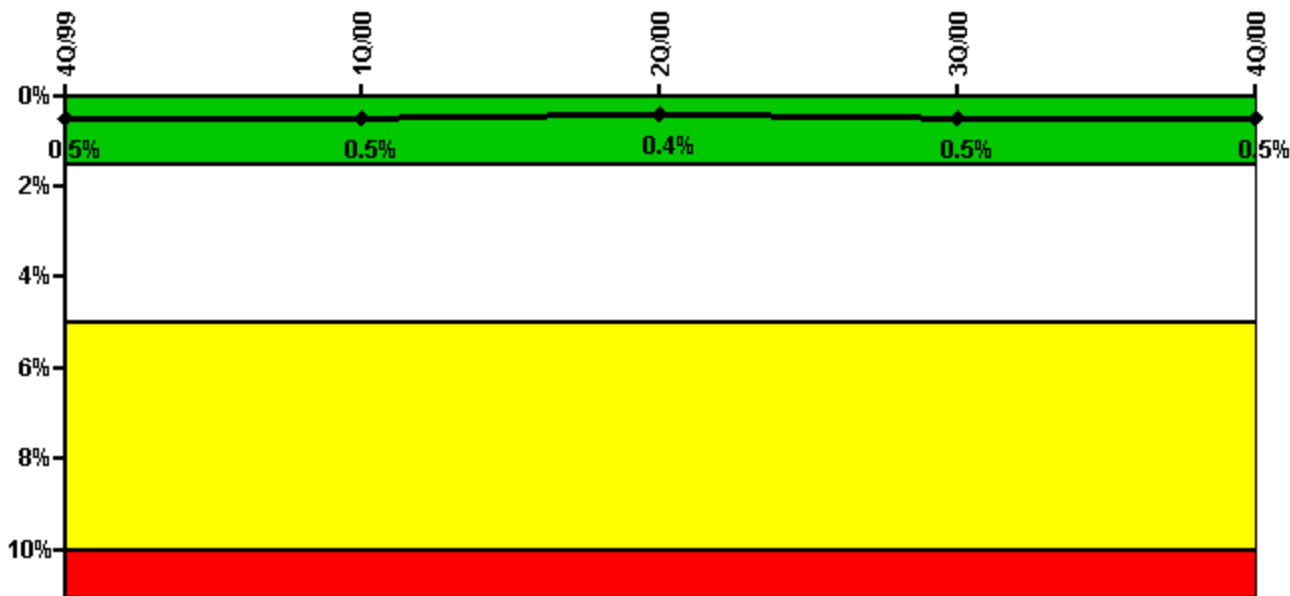
**Thresholds  
under  
development /  
review**

### Notes

Safety System Unavailability, HEG	4Q/99	1Q/00	2Q/00	3Q/00	4Q/00
<b>Train 1</b>					
Planned unavailable hours	33.86	70.21	101.71	33.23	111.97
Unplanned unavailable hours	0	45.46	0	0	0
Fault exposure hours	0	0	0	0	0
Effective Reset hours	0	0	0	0	0
Required hours	2209.00	2184.00	1228.65	2208.00	2208.00
<b>Train 2</b>					
Planned unavailable hours	34.62	56.88	15.42	64.77	0.95
Unplanned unavailable hours	0	0	0	0	0
Fault exposure hours	0	0	0	0	0
Effective Reset hours	0	0	0	0	0
Required hours	2209.00	2184.00	1228.65	2208.00	2208.00
<b>Indicator value</b>	<b>2.1%</b>	<b>2.2%</b>	<b>2.1%</b>	<b>2.0%</b>	<b>2.1%</b>

Licensee Comments: none

### Safety System Unavailability, High Pressure Injection System (HPSI)



Thresholds: White > 1.5% Yellow > 5.0% Red > 10.0%

**Notes**

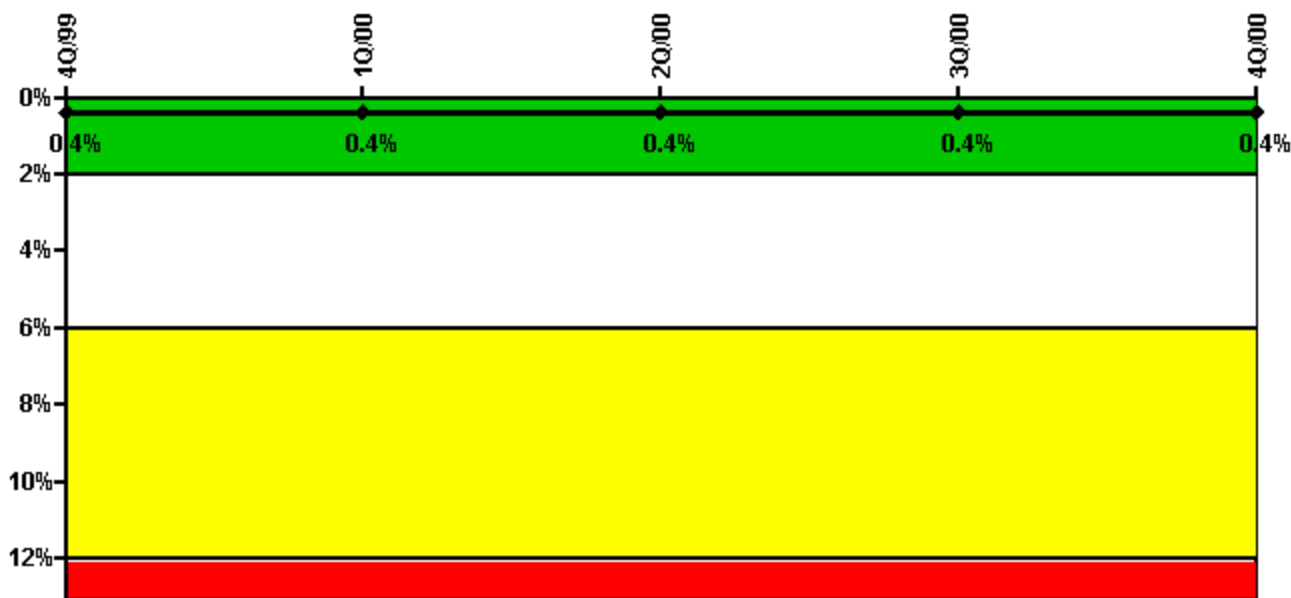
Safety System Unavailability, High Pressure Injection System (HPSI)	4Q/99	1Q/00	2Q/00	3Q/00	4Q/00
<b>Train 1</b>					
Planned unavailable hours	0.50	19.91	5.09	10.91	11.18
Unplanned unavailable hours	1.45	0	0	0	0
Fault exposure hours	0	0	0	0	0
Effective Reset hours	0	0	0	0	0
Required hours	2209.00	2184.00	1380.00	2208.00	2208.00
<b>Train 2</b>					
Planned unavailable hours	0.37	24.12	7.39	14.31	14.32
Unplanned unavailable hours	7.10	0	0	0	0
Fault exposure hours	0	0	0	0	0
Effective Reset hours	0	0	0	0	0
Required hours	2209.00	2184.00	1380.00	2208.00	2208.00
<b>Indicator value</b>	<b>0.5%</b>	<b>0.5%</b>	<b>0.4%</b>	<b>0.5%</b>	<b>0.5%</b>

Licensee Comments: none

Effective Reset Comments:

2Q/98: This revision is for resetting the fault exposure hours per NEI 99-02 r. 2

### Safety System Unavailability, Heat Removal System (AFW)



Thresholds: White > 2.0% Yellow > 6.0% Red > 12.0%

#### Notes

Safety System Unavailability, Heat Removal System (AFW)	4Q/99	1Q/00	2Q/00	3Q/00	4Q/00
<b>Train 1</b>					
Planned unavailable hours	1.13	5.80	6.50	2.50	11.70
Unplanned unavailable hours	0	0	0	0	0
Fault exposure hours	0	0	0	0	0
Effective Reset hours	0	0	0	0	0
Required hours	2209.00	2184.00	1398.00	2208.00	2208.00
<b>Train 2</b>					
Planned unavailable hours	1.30	8.40	9.30	2.20	11.22
Unplanned unavailable hours	0	0	0	0	0
Fault exposure hours	0	0	0	0	0
Effective Reset hours	0	0	0	0	0
Required hours	2209.00	2184.00	1398.00	2208.00	2208.00
<b>Train 3</b>					
Planned unavailable hours	0	16.67	15.00	4.00	23.00
Unplanned unavailable hours	0	0	0	0	0
Fault exposure hours	0	0	0	0	0
Effective Reset hours	0	0	0	0	0
Required hours	2209.00	2184.00	1398.00	2208.00	2208.00
<b>Indicator value</b>	<b>0.4%</b>	<b>0.4%</b>	<b>0.4%</b>	<b>0.4%</b>	<b>0.4%</b>

Licensee Comments: none

### Safety System Unavailability, Residual Heat Removal System



Thresholds: White > 1.5% Yellow > 5.0% Red > 10.0%

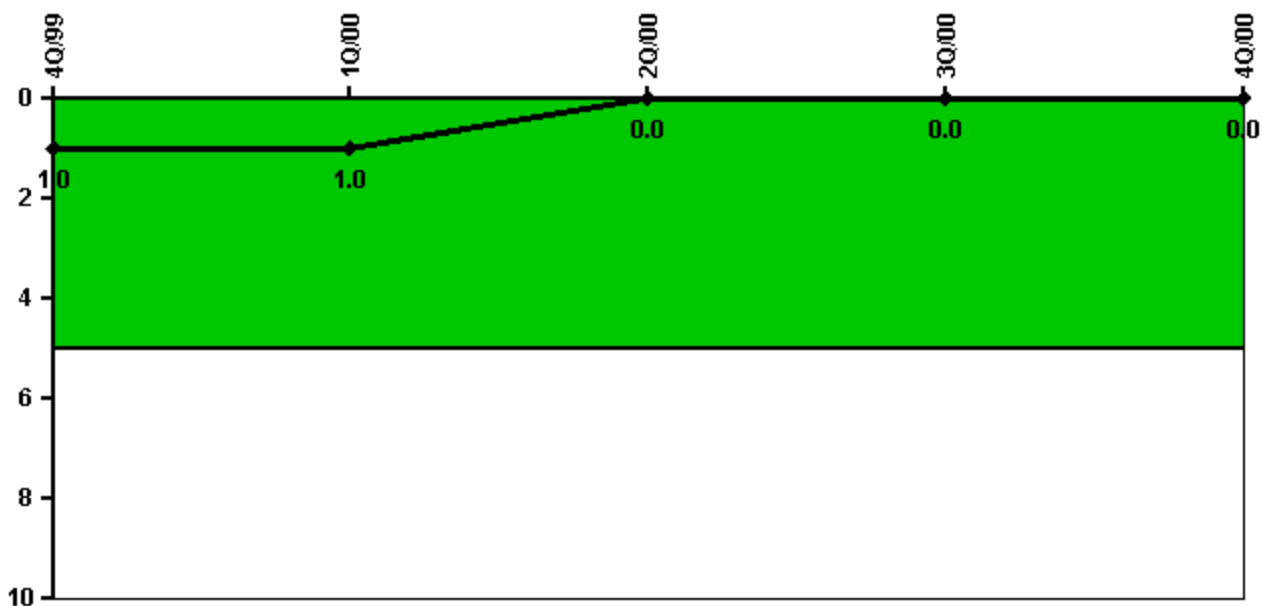
Notes

Safety System Unavailability, Residual Heat Removal System	4Q/99	1Q/00	2Q/00	3Q/00	4Q/00
<b>Train 1</b>					
Planned unavailable hours	12.79	15.36	14.30	17.00	4.74
Unplanned unavailable hours	0.30	0	0	0	0
Fault exposure hours	0	0	0	0	0
Effective Reset hours	0	0	0	0	0
Required hours	2209.00	2184.00	1897.45	2208.00	2208.00
<b>Train 2</b>					
Planned unavailable hours	19.05	27.38	12.10	12.20	14.98
Unplanned unavailable hours	8.59	0	0	0	0
Fault exposure hours	0	0	0	0	0
Effective Reset hours	0	0	0	0	0
Required hours	2209.00	2184.00	1897.45	2208.00	2208.00
<b>Indicator value</b>	<b>0.8%</b>	<b>0.9%</b>	<b>0.9%</b>	<b>0.9%</b>	<b>0.9%</b>

Licensee Comments:

4Q/99: Revisions of the unavailable hours have been made. The changes to the unavailability were based on NEI guidelines which allows crediting redundant instrumentation and procedural realignment of the system during testing. This change does not affect the color of the indicator. Adjusted 'hours train required ..' to reflect Daylight Savings Time.

### Safety System Functional Failures (PWR)



Thresholds: White > 5.0

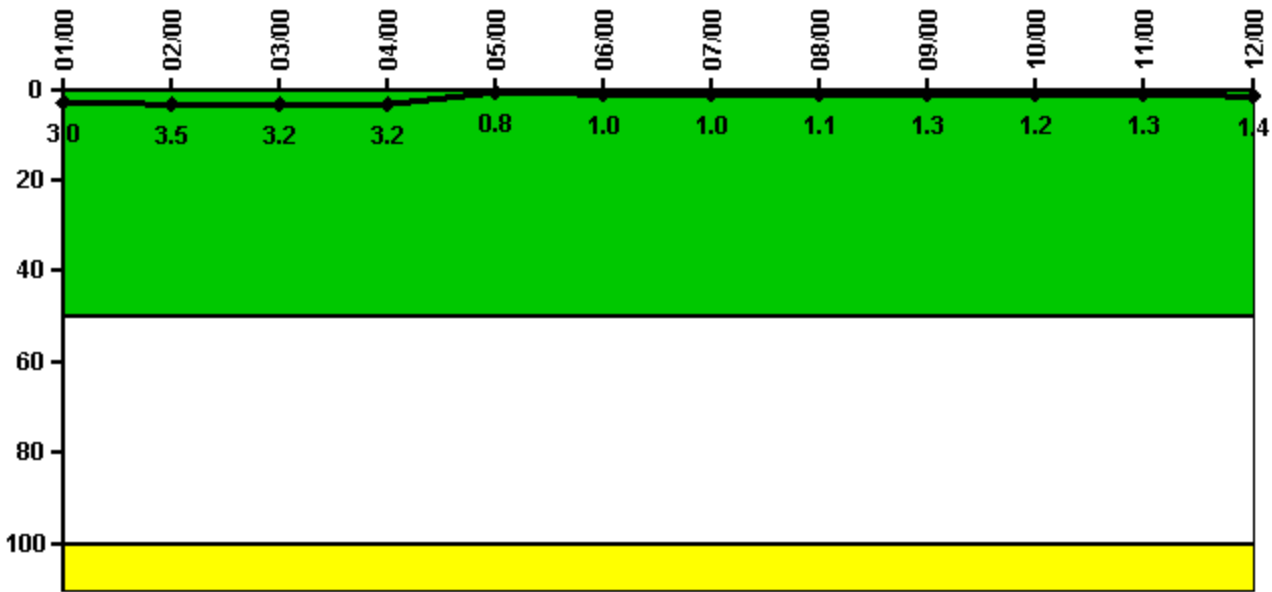
#### Notes

Safety System Functional Failures (PWR)	4Q/99	1Q/00	2Q/00	3Q/00	4Q/00
Safety System Functional Failures	0	0	0	0	0
Indicator value	1	1	0	0	0

Licensee Comments: none



### Reactor Coolant System Activity



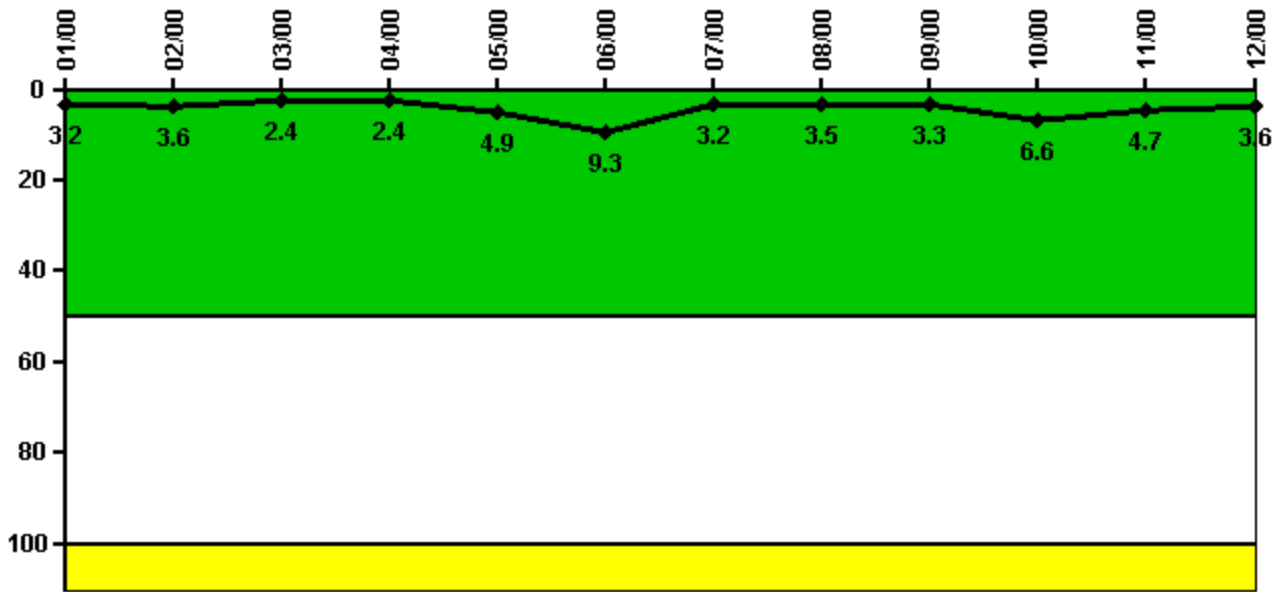
Thresholds: White > 50.0 Yellow > 100.0

#### Notes

Reactor Coolant System Activity	1/00	2/00	3/00	4/00	5/00	6/00	7/00	8/00	9/00	10/00	11/00	12/00
Maximum activity	0.029900	0.034830	0.031580	0.031710	0.007554	0.009833	0.010290	0.010930	0.012900	0.012200	0.013000	0.014100
Technical specification limit	1.0	1.0	1.0	1.0	1.0	1.0	1.0	1.0	1.0	1.0	1.0	1.0
Indicator value	3.0	3.5	3.2	3.2	0.8	1.0	1.0	1.1	1.3	1.2	1.3	1.4

Licensee Comments: none

### Reactor Coolant System Leakage



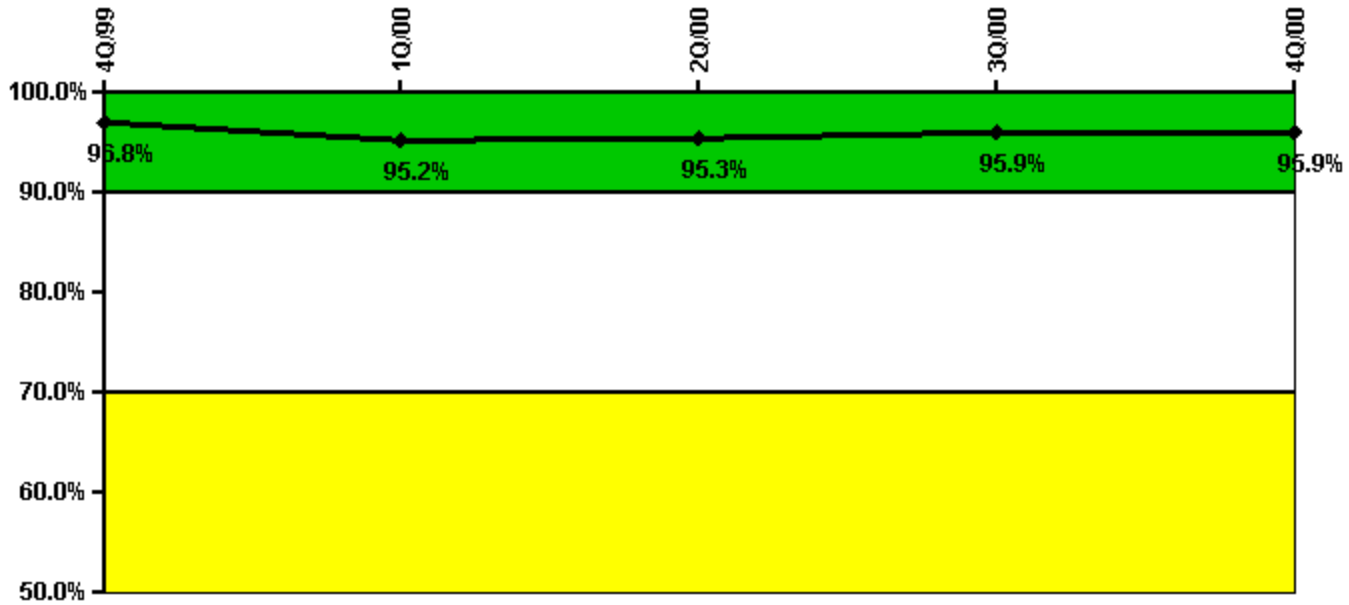
Thresholds: White > 50.0 Yellow > 100.0

#### Notes

Reactor Coolant System Leakage	1/00	2/00	3/00	4/00	5/00	6/00	7/00	8/00	9/00	10/00	11/00	12/00
Maximum leakage	0.320	0.360	0.240	0.240	0.490	0.930	0.320	0.350	0.330	0.660	0.470	0.360
Technical specification limit	10.0	10.0	10.0	10.0	10.0	10.0	10.0	10.0	10.0	10.0	10.0	10.0
Indicator value	3.2	3.6	2.4	2.4	4.9	9.3	3.2	3.5	3.3	6.6	4.7	3.6

Licensee Comments: none

### Drill/Exercise Performance



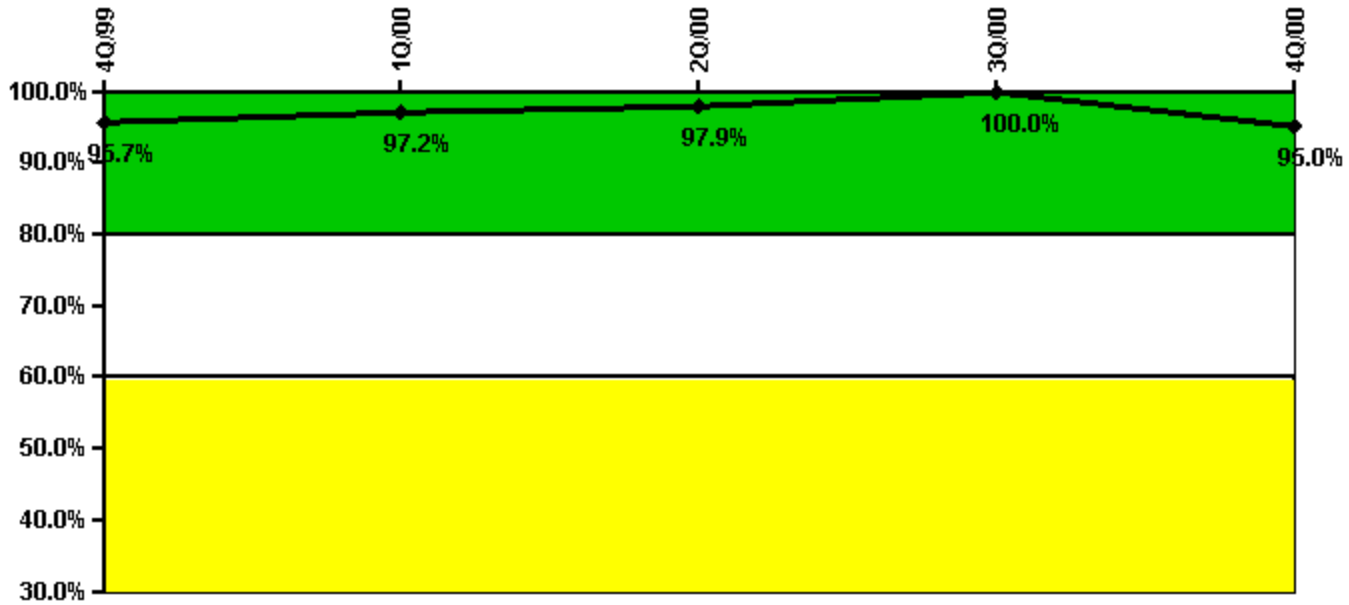
Thresholds: White < 90.0% Yellow < 70.0%

#### Notes

Drill/Exercise Performance	4Q/99	1Q/00	2Q/00	3Q/00	4Q/00
Successful opportunities	42.0	19.0	71.0	17.0	38.0
Total opportunities	44.0	22.0	74.0	17.0	39.0
<b>Indicator value</b>	<b>96.8%</b>	<b>95.2%</b>	<b>95.3%</b>	<b>95.9%</b>	<b>95.9%</b>

Licensee Comments: none

### ERO Drill Participation



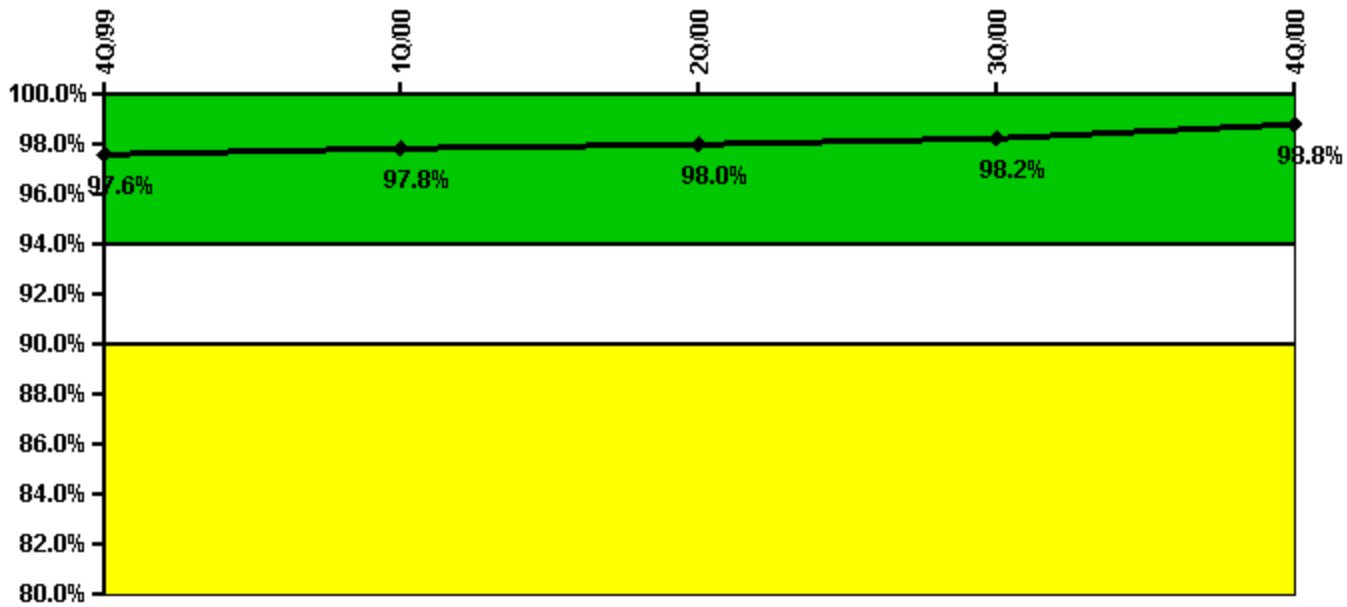
Thresholds: White < 80.0% Yellow < 60.0%

#### Notes

ERO Drill Participation	4Q/99	1Q/00	2Q/00	3Q/00	4Q/00
Participating Key personnel	135.0	138.0	137.0	138.0	132.0
Total Key personnel	141.0	142.0	140.0	138.0	139.0
Indicator value	95.7%	97.2%	97.9%	100.0%	95.0%

Licensee Comments: none

### Alert & Notification System



Thresholds: White < 94.0% Yellow < 90.0%

#### Notes

Alert & Notification System	4Q/99	1Q/00	2Q/00	3Q/00	4Q/00
Successful siren-tests	951	1256	1205	1194	1320
Total sirens-tests	987	1267	1225	1211	1330
Indicator value	97.6%	97.8%	98.0%	98.2%	98.8%

Licensee Comments: none

### Occupational Exposure Control Effectiveness



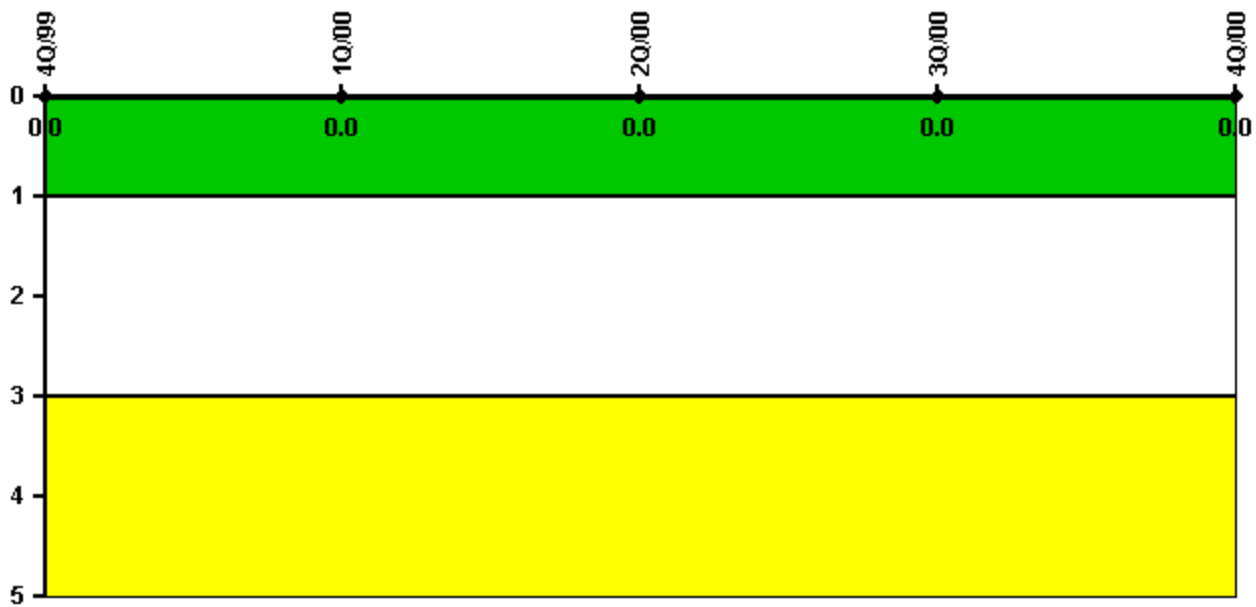
Thresholds: White > 2.0 Yellow > 5.0

#### Notes

Occupational Exposure Control Effectiveness	4Q/99	1Q/00	2Q/00	3Q/00	4Q/00
High radiation area occurrences	0	0	0	0	0
Very high radiation area occurrences	0	0	0	0	0
Unintended exposure occurrences	0	0	0	0	0
<b>Indicator value</b>	<b>1</b>	<b>0</b>	<b>0</b>	<b>0</b>	<b>0</b>

Licensee Comments: none

### RETS/ODCM Radiological Effluent



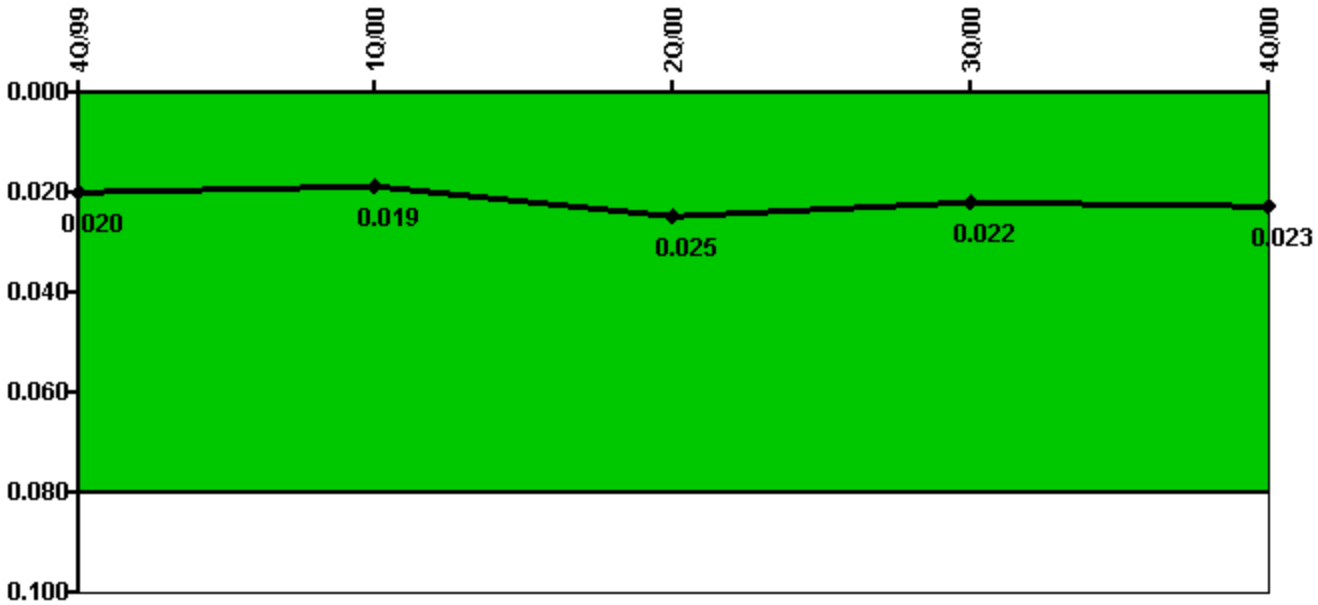
Thresholds: White > 1.0 Yellow > 3.0

#### Notes

RETS/ODCM Radiological Effluent	4Q/99	1Q/00	2Q/00	3Q/00	4Q/00
RETS/ODCM occurrences	0	0	0	0	0
Indicator value	0	0	0	0	0

Licensee Comments: none

### Protected Area Security Performance Index



Thresholds: White > 0.080

#### Notes

Protected Area Security Performance Index	4Q/99	1Q/00	2Q/00	3Q/00	4Q/00
IDS compensatory hours	183.00	33.00	664.00	162.00	225.00
CCTV compensatory hours	1.0	0	1.0	8.0	0
IDS normalization factor	2.80	2.80	2.80	2.80	2.80
CCTV normalization factor	1.0	1.0	1.0	1.0	1.0
<b>Index Value</b>	<b>0.020</b>	<b>0.019</b>	<b>0.025</b>	<b>0.022</b>	<b>0.023</b>

Licensee Comments:

3Q/00: IDS Compensatory Hours during the month were calculated in error. However, the corrected value did not alter the color of the PI.

2Q/00: IDS Compensatory Hours during the month were calculated in error. However, the corrected value did not alter the color of the PI.



### Personnel Screening Program



Thresholds: White > 2.0 Yellow > 5.0

#### Notes

Personnel Screening Program	4Q/99	1Q/00	2Q/00	3Q/00	4Q/00
Program failures	0	0	0	0	0
Indicator value	0	0	0	0	0

Licensee Comments: none

### FFD/Personnel Reliability



Thresholds: White > 2.0 Yellow > 5.0

#### Notes

FFD/Personnel Reliability	4Q/99	1Q/00	2Q/00	3Q/00	4Q/00
Program Failures	0	0	0	0	0
Indicator value	0	0	0	0	0

Licensee Comments: none

▲ [PI Summary](#) | [Inspection Findings Summary](#) | [Action Matrix Summary](#) | [Reactor Oversight Process](#)

Last Modified: March 28, 2002