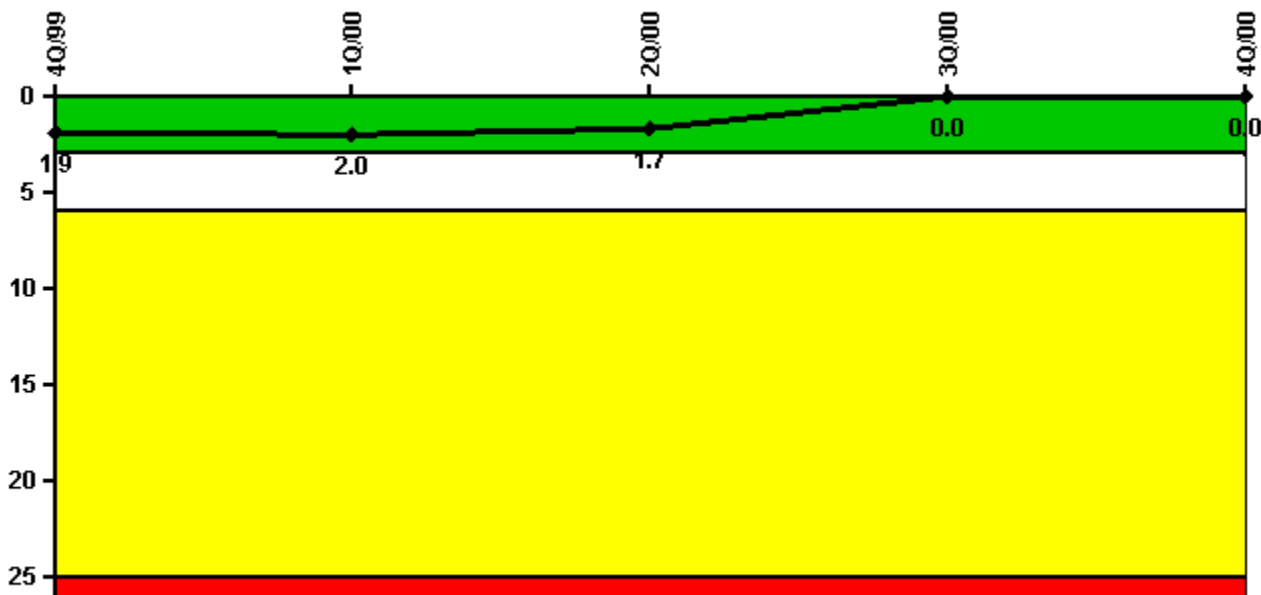


Oconee 1

4Q/2000 Performance Indicators

Licensee's General Comments: none

Unplanned Scrams per 7000 Critical Hrs



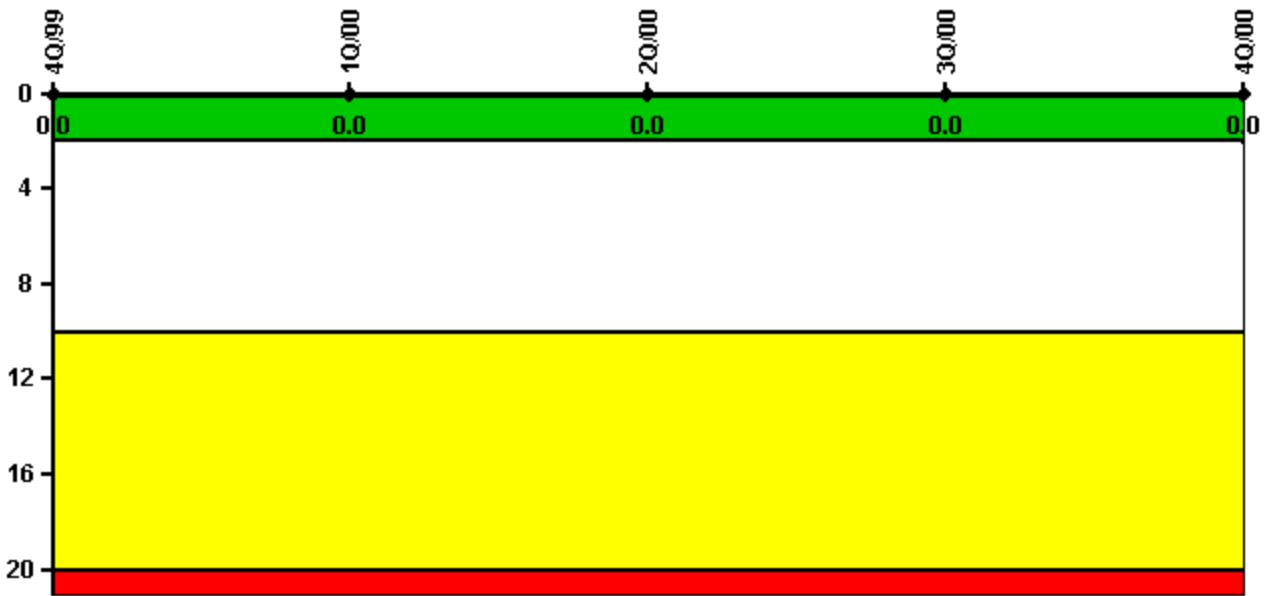
Thresholds: White > 3.0 Yellow > 6.0 Red > 25.0

Notes

Unplanned Scrams per 7000 Critical Hrs	4Q/99	1Q/00	2Q/00	3Q/00	4Q/00
Unplanned scrams	0	0	0	0	0
Critical hours	2209.0	1802.5	2184.0	2208.0	1275.4
Indicator value	1.9	2.0	1.7	0	0

Licensee Comments: none

Scrams with Loss of Normal Heat Removal



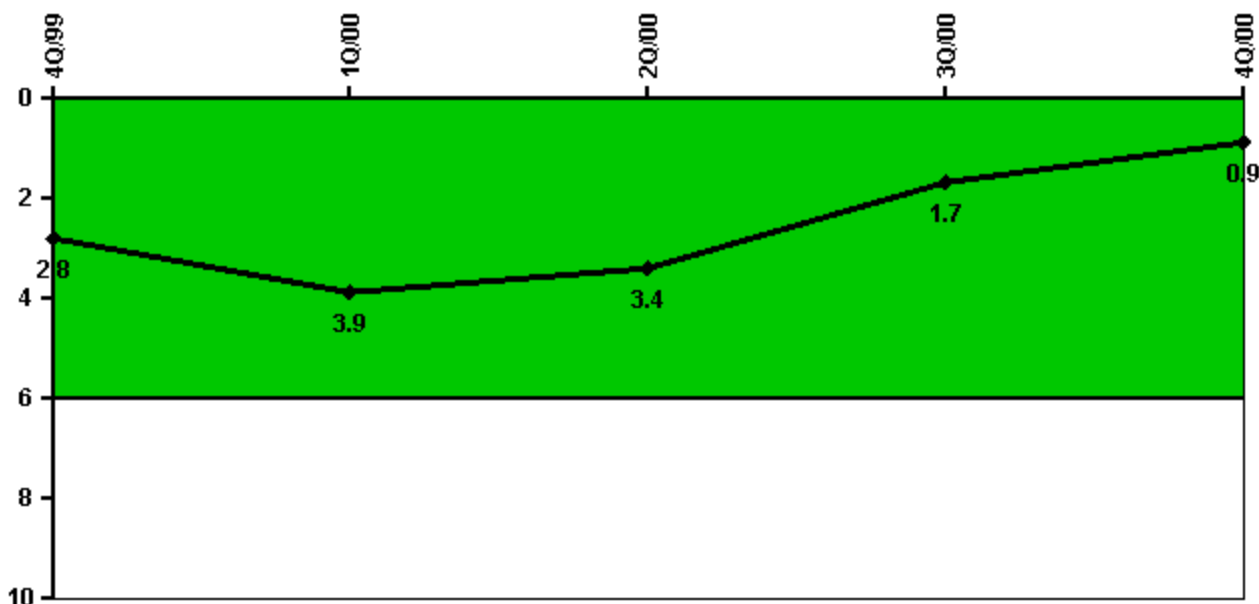
Thresholds: White > 2.0 Yellow > 10.0 Red > 20.0

Notes

Scrams with Loss of Normal Heat Removal	4Q/99	1Q/00	2Q/00	3Q/00	4Q/00
Scrams	0	0	0	0	0
Indicator value	0	0	0	0	0

Licensee Comments: none

Unplanned Power Changes per 7000 Critical Hrs



Thresholds: White > 6.0

Notes

Unplanned Power Changes per 7000 Critical Hrs	4Q/99	1Q/00	2Q/00	3Q/00	4Q/00
Unplanned power changes	1.0	1.0	0	0	0
Critical hours	2209.0	1802.5	2184.0	2208.0	1275.4
Indicator value	2.8	3.9	3.4	1.7	0.9

Licensee Comments: none

Safety System Unavailability, HEG

**Thresholds
under
development /
review**

Notes

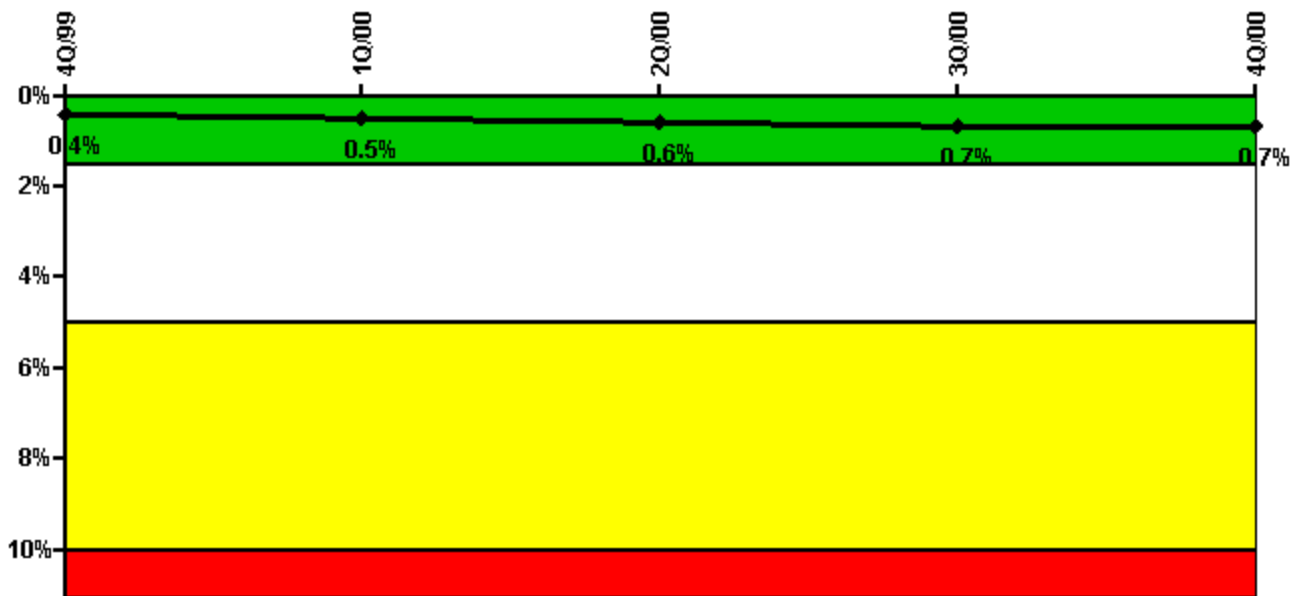
Safety System Unavailability, HEG	4Q/99	1Q/00	2Q/00	3Q/00	4Q/00
Train 1					
Planned unavailable hours	36.85	70.21	102.25	33.23	111.97
Unplanned unavailable hours	0	45.46	0	0	0
Fault exposure hours	0	0	0	0	0
Effective Reset hours	0	0	0	0	0
Required hours	2209.00	1877.00	2184.00	2208.00	2208.00
Train 2					
Planned unavailable hours	33.91	56.88	15.42	64.77	0.95
Unplanned unavailable hours	0	0	0	0	0
Fault exposure hours	0	0	0	0	0
Effective Reset hours	0	0	0	0	0
Required hours	2209.00	1877.00	2184.00	2208.00	2208.00
Indicator value	1.7%	1.8%	1.9%	1.9%	2.0%

Licensee Comments:

4Q/99: This Emergency AC Power system at Oconee is supplied by the 2 unit Keowee hydroelectric station. Adjusted 'hours train required ..' to reflect Daylight Savings Time.

2Q/99: Adjusted 'hours train required ..' to reflect Daylight Savings Time.

Safety System Unavailability, High Pressure Injection System (HPSI)



Thresholds: White > 1.5% Yellow > 5.0% Red > 10.0%

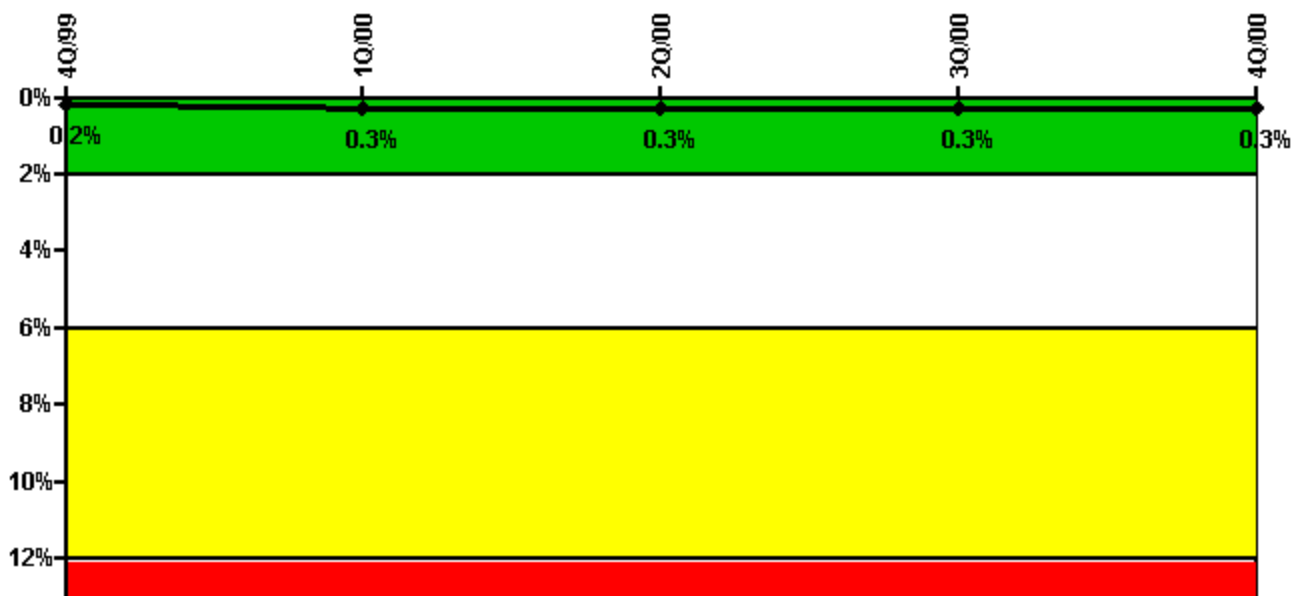
Notes

Safety System Unavailability, High Pressure Injection System (HPSI)	4Q/99	1Q/00	2Q/00	3Q/00	4Q/00
Train 1					
Planned unavailable hours	0.42	14.56	15.31	41.13	3.39
Unplanned unavailable hours	1.00	0	0	2.49	0
Fault exposure hours	0	0	0	0	0
Effective Reset hours	0	0	0	0	0
Required hours	2208.00	1850.00	2184.00	2208.00	1286.00
Train 2					
Planned unavailable hours	1.02	20.87	19.66	41.45	8.35
Unplanned unavailable hours	1.00	4.33	0	2.49	0
Fault exposure hours	0	0	0	0	0
Effective Reset hours	0	0	0	0	0
Required hours	2208.00	1850.00	2184.00	2208.00	1286.00
Indicator value	0.4%	0.5%	0.6%	0.7%	0.7%

Licensee Comments:

4Q/00: U1EOC19 refueling outage was in progress 11/23/2000 through 12/31/2000.

Safety System Unavailability, Heat Removal System (AFW)



Thresholds: White > 2.0% Yellow > 6.0% Red > 12.0%

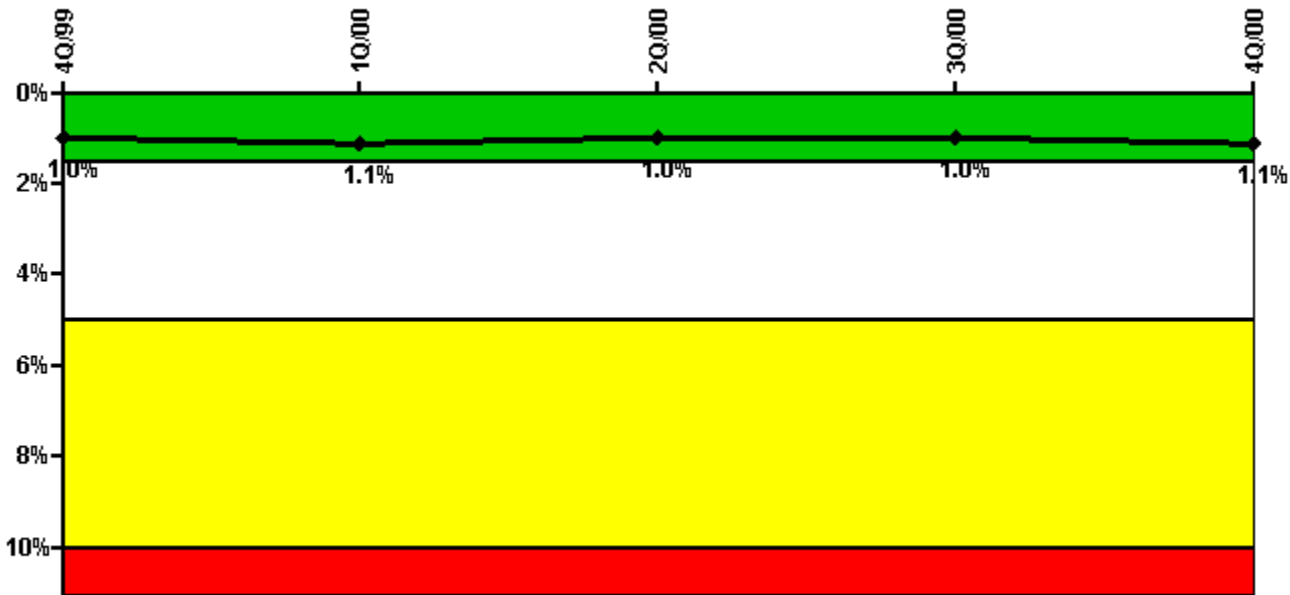
Notes

Safety System Unavailability, Heat Removal System (AFW)	4Q/99	1Q/00	2Q/00	3Q/00	4Q/00
Train 1					
Planned unavailable hours	1.13	5.80	4.90	3.30	0
Unplanned unavailable hours	0	0	0	2.40	0
Fault exposure hours	0	0	0	0	0
Effective Reset hours	0	0	0	0	0
Required hours	744.00	1864.00	2184.00	2208.00	1296.00
Train 2					
Planned unavailable hours	1.13	10.18	6.30	7.80	0
Unplanned unavailable hours	0	0	0	0	0
Fault exposure hours	0	0	0	0	0
Effective Reset hours	0	0	0	0	0
Required hours	744.00	1864.00	2184.00	2208.00	1296.00
Train 3					
Planned unavailable hours	0	19.80	8.50	21.90	0
Unplanned unavailable hours	0	0	0	4.70	0
Fault exposure hours	0	0	0	0	0
Effective Reset hours	0	0	0	0	0
Required hours	744.00	1864.00	2184.00	2208.00	1296.00
Indicator value	0.2%	0.3%	0.3%	0.3%	0.3%

Licensee Comments:

4Q/00: U1EOC19 refueling outage was in progress 11/23/2000 through 12/31/2000.

Safety System Unavailability, Residual Heat Removal System



Thresholds: White > 1.5% Yellow > 5.0% Red > 10.0%

Notes

Safety System Unavailability, Residual Heat Removal System	4Q/99	1Q/00	2Q/00	3Q/00	4Q/00
Train 1					
Planned unavailable hours	26.97	16.19	24.52	5.20	16.20
Unplanned unavailable hours	0	0.18	0	0	15.00
Fault exposure hours	0	34.88	0	0	0
Effective Reset hours	0	0	0	0	0
Required hours	2209.00	2184.00	2183.00	2208.00	2209.00
Train 2					
Planned unavailable hours	11.16	17.25	19.32	4.60	18.50
Unplanned unavailable hours	0	4.01	0	0	15.00
Fault exposure hours	0	0	0	0	0
Effective Reset hours	0	0	0	0	0
Required hours	2209.00	2184.00	2183.00	2208.00	2209.00
Indicator value	1.0%	1.1%	1.0%	1.0%	1.1%

Licensee Comments:

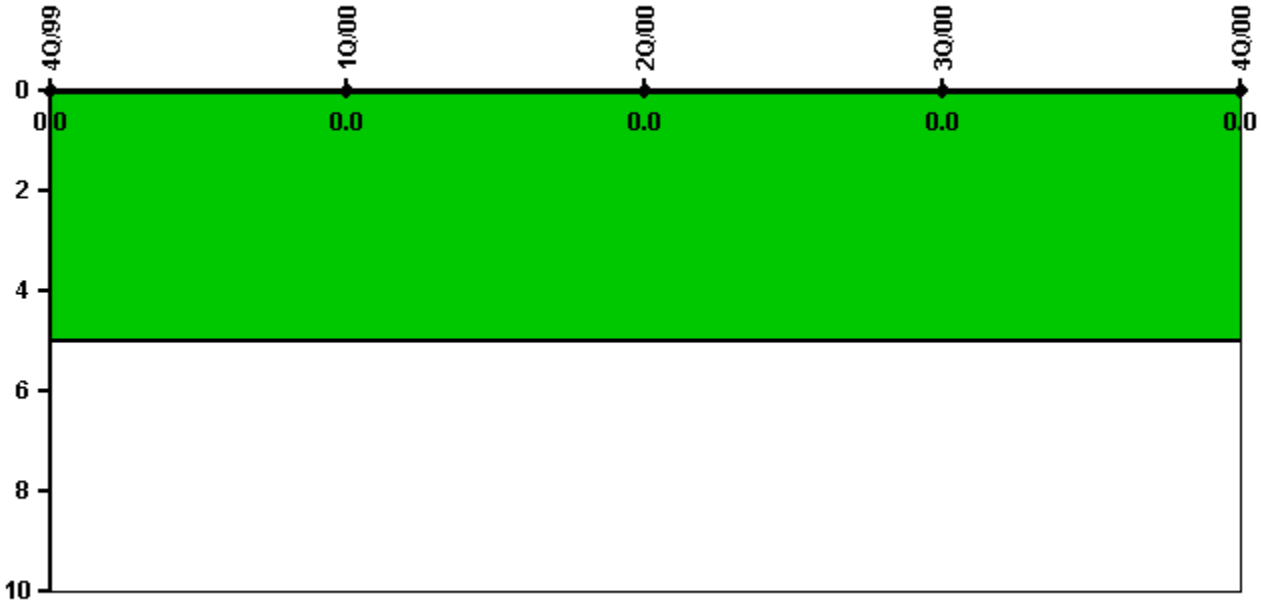
4Q/00: Adjusted 'hours train required ..' to reflect Daylight Savings Time.

2Q/00: Adjusted 'hours train required ..' to reflect Daylight Savings Time.

4Q/99: Revisions of the unavailable hours have been made. The changes to the unavailability were based on NEI guidelines which allows crediting redundant instrumentation and procedural realignment of the system during testing. This change does not affect the color of the indicator. Adjusted 'hours train required ..' to reflect Daylight Savings Time.

2Q/99: Revisions of the unavailable hours have been made. The changes to the unavailability were based on NEI guidelines which allows crediting redundant instrumentation and procedural realignment of the system during testing. This change does not affect the color of the indicator. Adjusted 'hours train required ..' to reflect Daylight Savings Time.

Safety System Functional Failures (PWR)



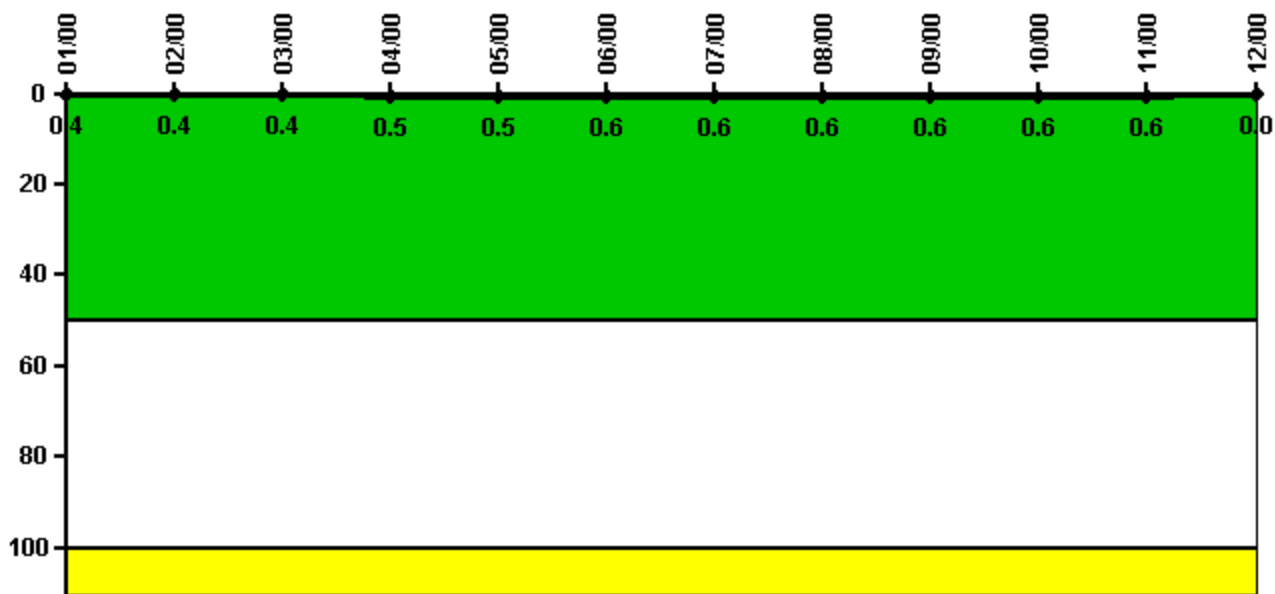
Thresholds: White > 5.0

Notes

Safety System Functional Failures (PWR)	4Q/99	1Q/00	2Q/00	3Q/00	4Q/00
Safety System Functional Failures	0	0	0	0	0
Indicator value	0	0	0	0	0

Licensee Comments: none

Reactor Coolant System Activity



Thresholds: White > 50.0 Yellow > 100.0

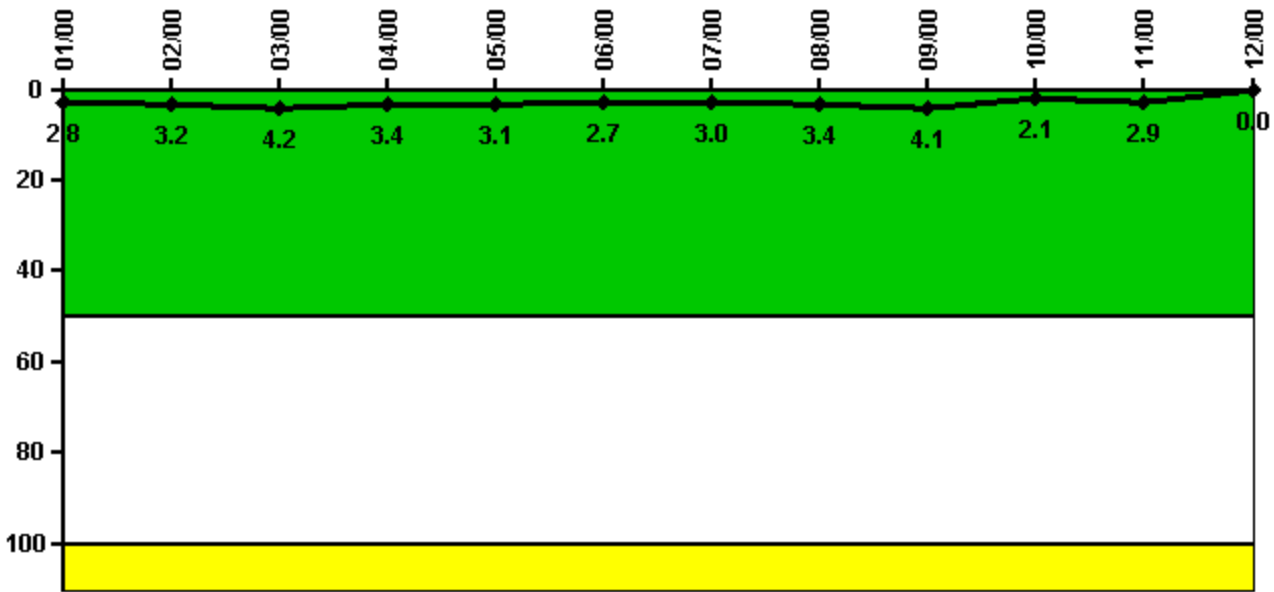
Notes

Reactor Coolant System Activity	1/00	2/00	3/00	4/00	5/00	6/00	7/00	8/00	9/00	10/00	11/00	12/00
Maximum activity	0.004161	0.004458	0.004438	0.004574	0.005265	0.005631	0.005709	0.005660	0.006433	0.006372	0.006462	0
Technical specification limit	1.0	1.0	1.0	1.0	1.0	1.0	1.0	1.0	1.0	1.0	1.0	1.0
Indicator value	0.4	0.4	0.4	0.5	0.5	0.6	0.6	0.6	0.6	0.6	0.6	0

Licensee Comments:

12/00: U1EOC19 refueling outage was in progress 11/23/2000 through 12/31/2000.

Reactor Coolant System Leakage



Thresholds: White > 50.0 Yellow > 100.0

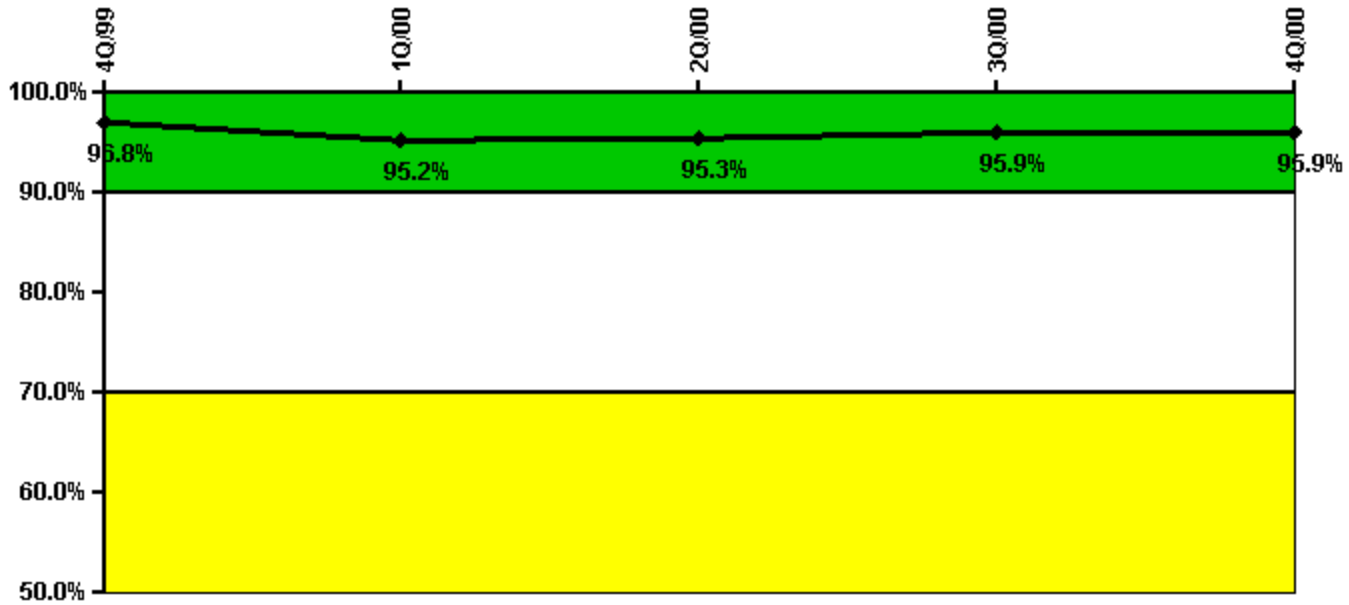
Notes

Reactor Coolant System Leakage	1/00	2/00	3/00	4/00	5/00	6/00	7/00	8/00	9/00	10/00	11/00	12/00
Maximum leakage	0.280	0.320	0.420	0.340	0.310	0.270	0.300	0.340	0.410	0.210	0.290	0
Technical specification limit	10.0	10.0	10.0	10.0	10.0	10.0	10.0	10.0	10.0	10.0	10.0	10.0
Indicator value	2.8	3.2	4.2	3.4	3.1	2.7	3.0	3.4	4.1	2.1	2.9	0

Licensee Comments:

12/00: U1EOC19 refueling outage was in progress 11/23/2000 through 12/31/2000.

Drill/Exercise Performance



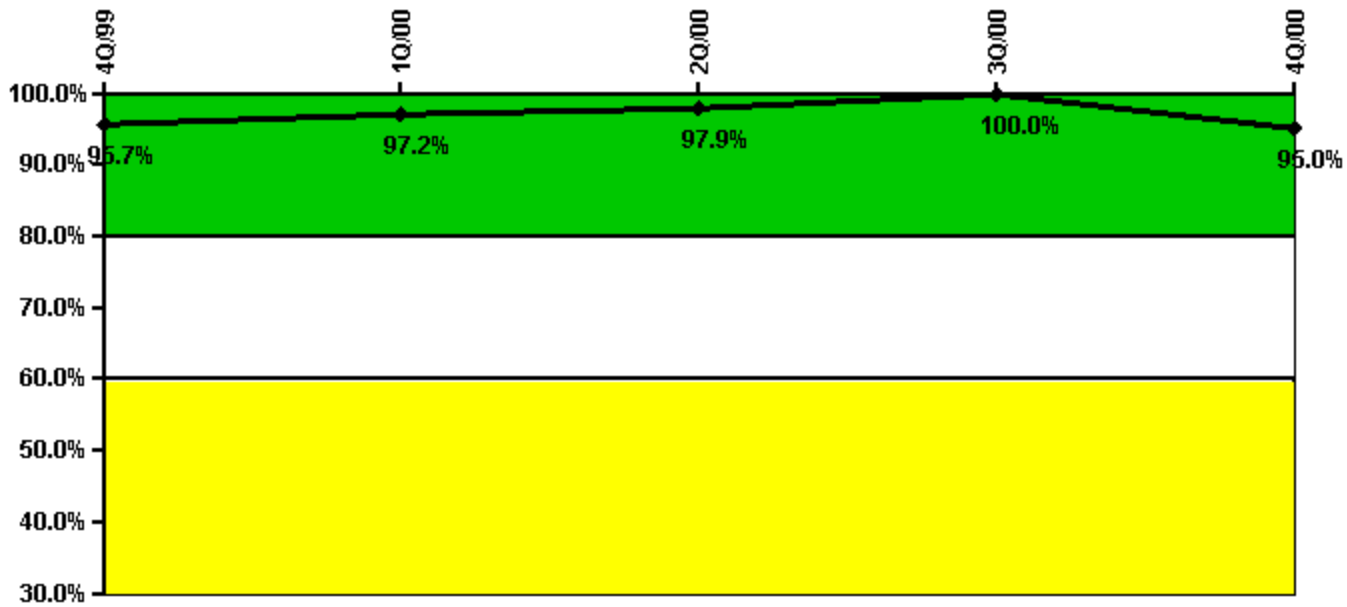
Thresholds: White < 90.0% Yellow < 70.0%

Notes

Drill/Exercise Performance	4Q/99	1Q/00	2Q/00	3Q/00	4Q/00
Successful opportunities	42.0	19.0	71.0	17.0	38.0
Total opportunities	44.0	22.0	74.0	17.0	39.0
Indicator value	96.8%	95.2%	95.3%	95.9%	95.9%

Licensee Comments: none

ERO Drill Participation



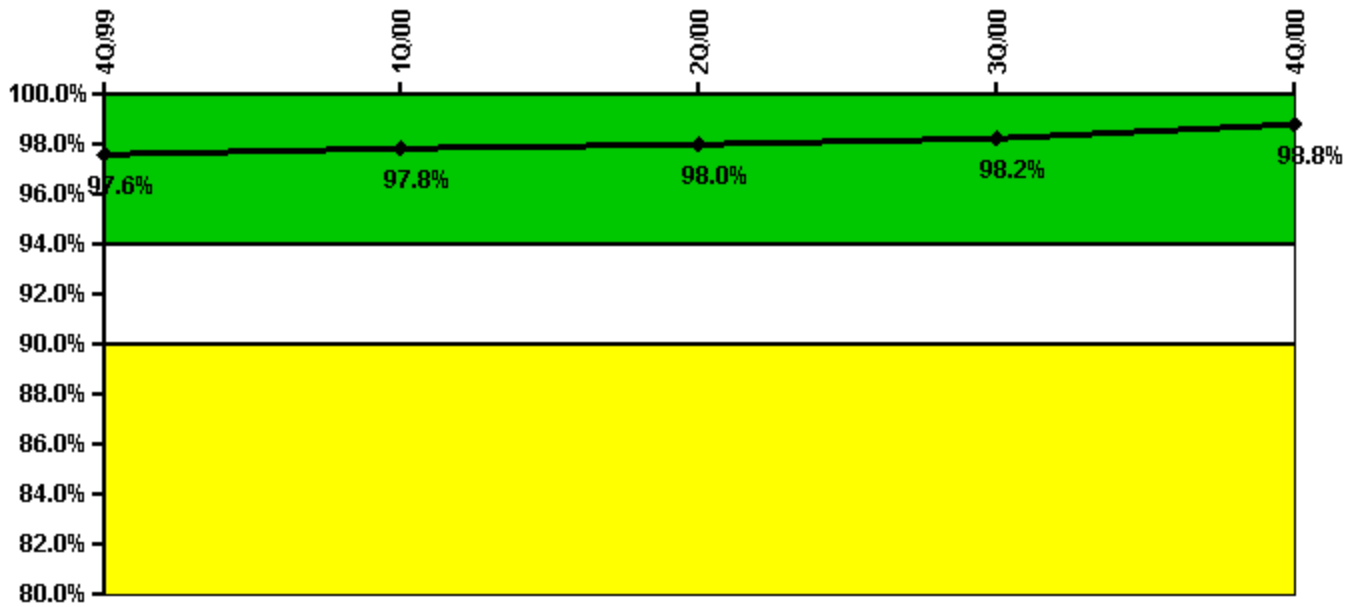
Thresholds: White < 80.0% Yellow < 60.0%

Notes

ERO Drill Participation	4Q/99	1Q/00	2Q/00	3Q/00	4Q/00
Participating Key personnel	135.0	138.0	137.0	138.0	132.0
Total Key personnel	141.0	142.0	140.0	138.0	139.0
Indicator value	95.7%	97.2%	97.9%	100.0%	95.0%

Licensee Comments: none

Alert & Notification System



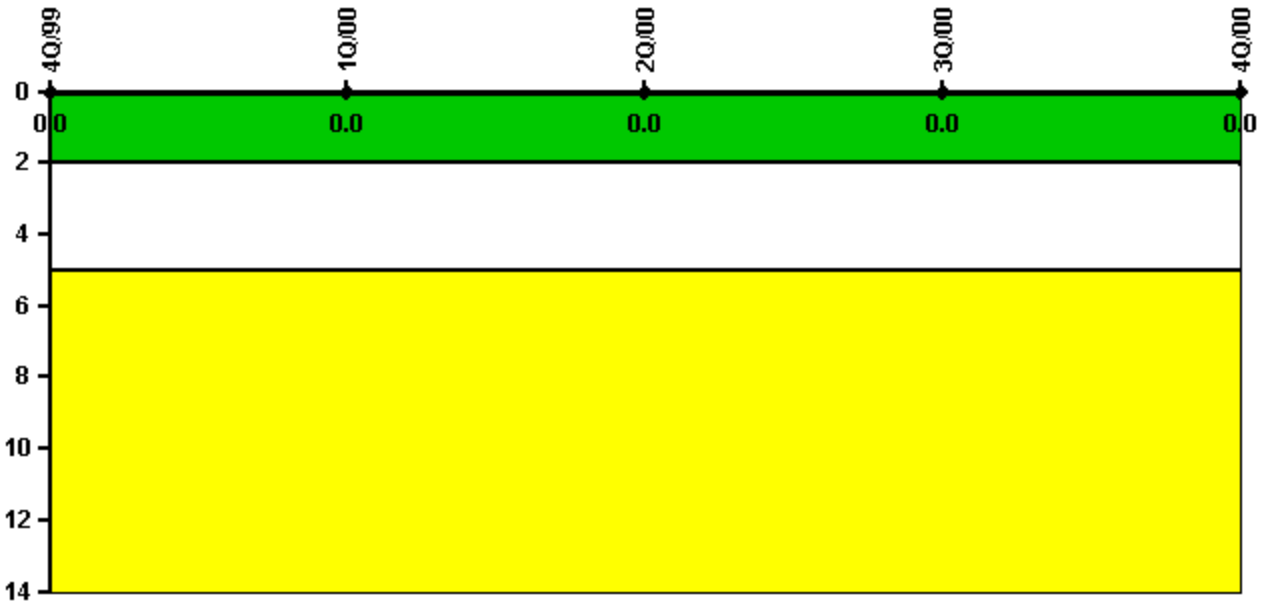
Thresholds: White < 94.0% Yellow < 90.0%

Notes

Alert & Notification System	4Q/99	1Q/00	2Q/00	3Q/00	4Q/00
Successful siren-tests	951	1256	1205	1194	1320
Total sirens-tests	987	1267	1225	1211	1330
Indicator value	97.6%	97.8%	98.0%	98.2%	98.8%

Licensee Comments: none

Occupational Exposure Control Effectiveness



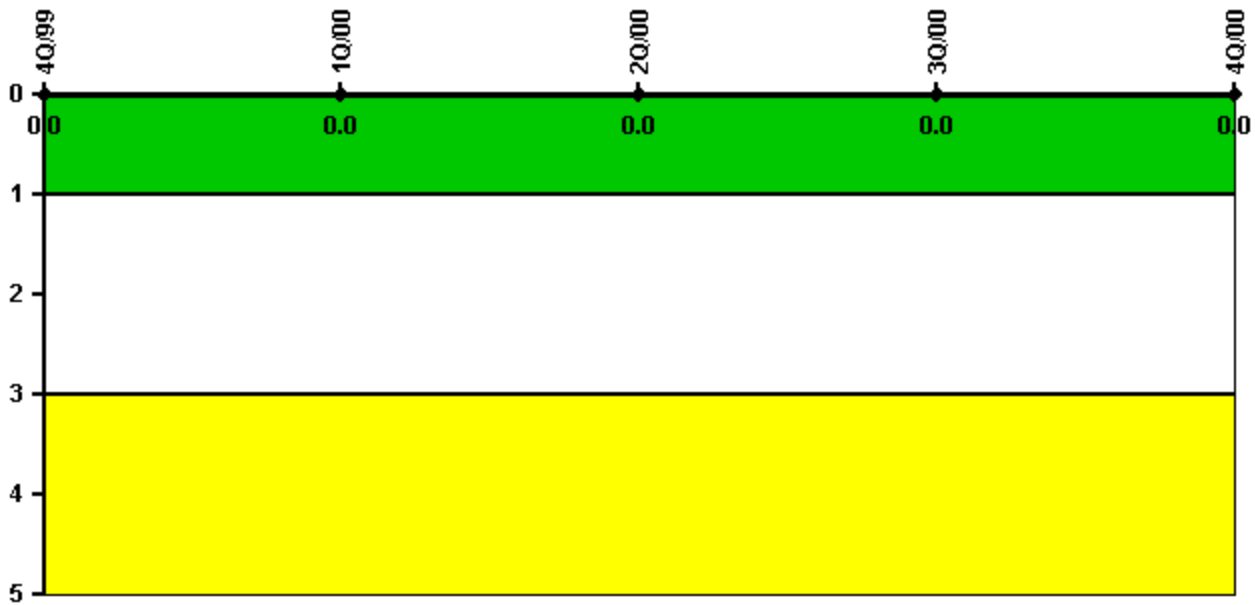
Thresholds: White > 2.0 Yellow > 5.0

Notes

Occupational Exposure Control Effectiveness	4Q/99	1Q/00	2Q/00	3Q/00	4Q/00
High radiation area occurrences	0	0	0	0	0
Very high radiation area occurrences	0	0	0	0	0
Unintended exposure occurrences	0	0	0	0	0
Indicator value	0	0	0	0	0

Licensee Comments: none

RETS/ODCM Radiological Effluent



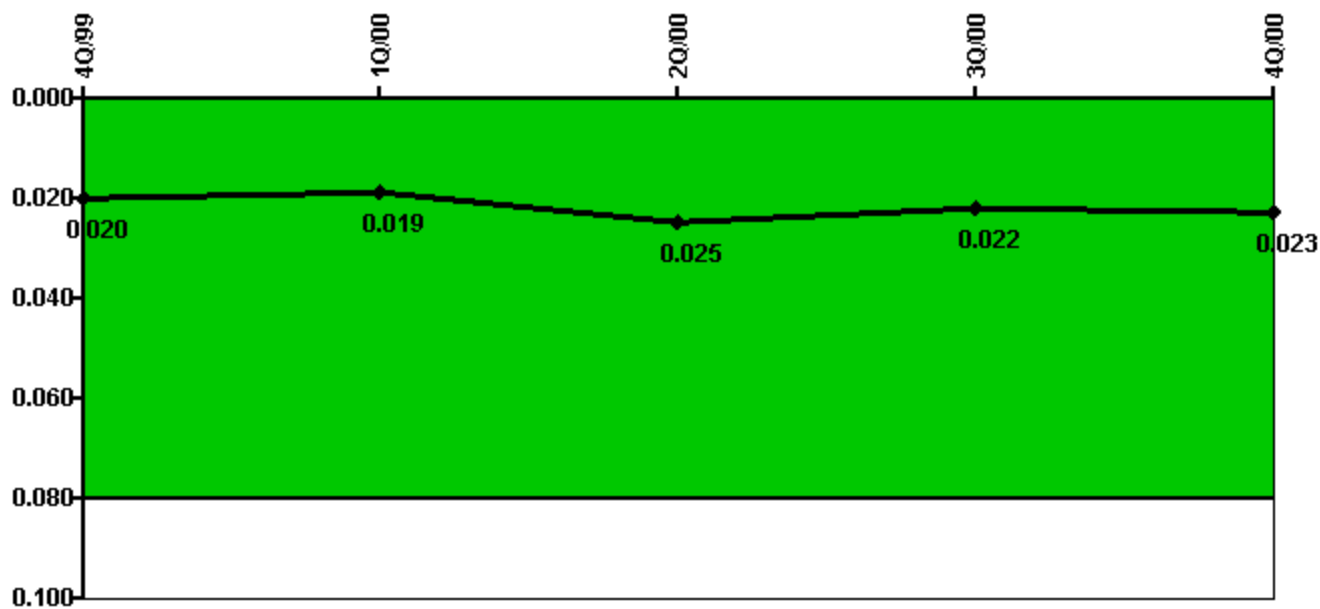
Thresholds: White > 1.0 Yellow > 3.0

Notes

RETS/ODCM Radiological Effluent	4Q/99	1Q/00	2Q/00	3Q/00	4Q/00
RETS/ODCM occurrences	0	0	0	0	0
Indicator value	0	0	0	0	0

Licensee Comments: none

Protected Area Security Performance Index



Thresholds: White > 0.080

Notes

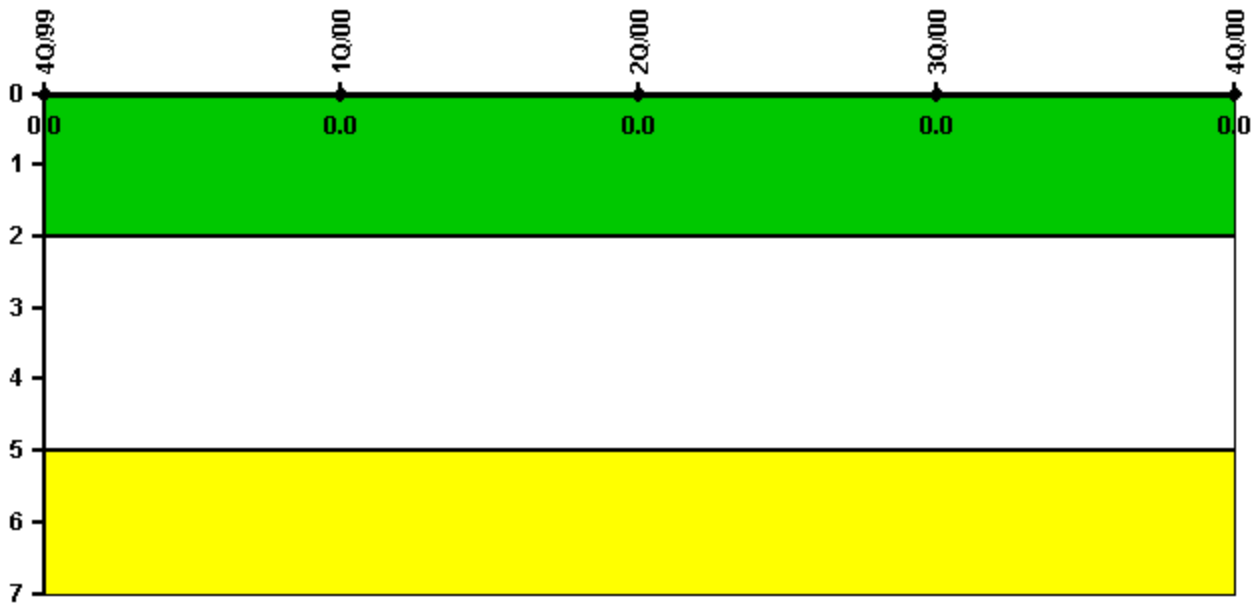
Protected Area Security Performance Index	4Q/99	1Q/00	2Q/00	3Q/00	4Q/00
IDS compensatory hours	183.00	33.00	664.00	162.00	225.00
CCTV compensatory hours	1.0	0	1.0	8.0	0
IDS normalization factor	2.80	2.80	2.80	2.80	2.80
CCTV normalization factor	1.0	1.0	1.0	1.0	1.0
Index Value	0.020	0.019	0.025	0.022	0.023

Licensee Comments:

3Q/00: The IDS Compensatory Hours were calculated in error. The corrected value had no effect on the color.

2Q/00: The IDS Compensatory Hours were calculated in error. The corrected value had no effect on the color.

Personnel Screening Program



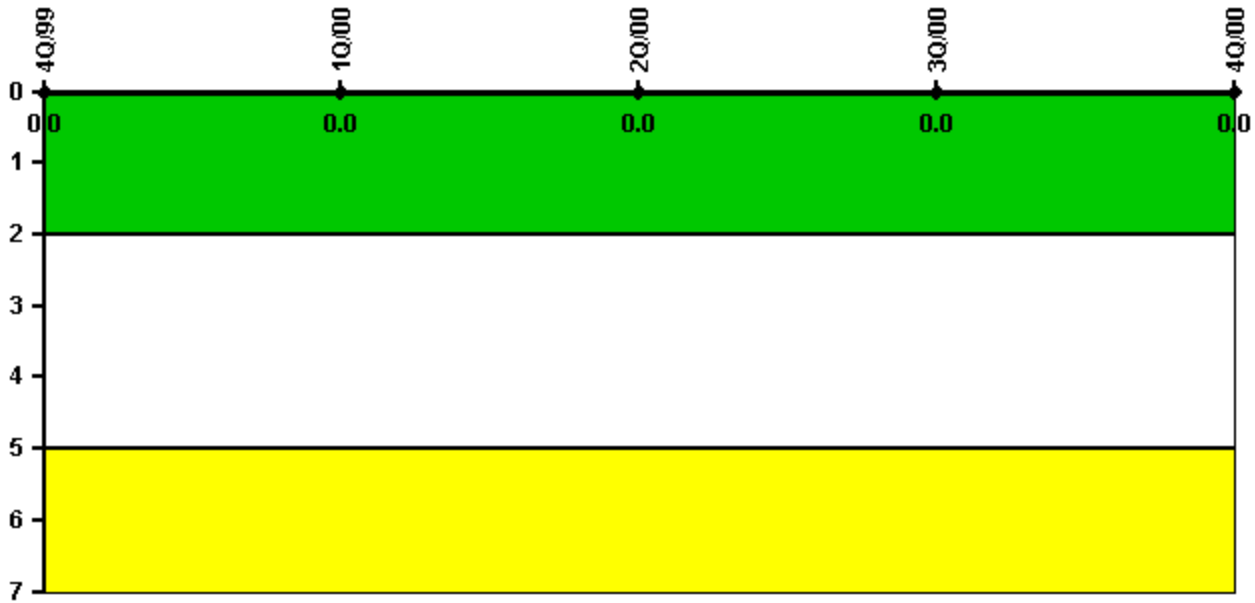
Thresholds: White > 2.0 Yellow > 5.0

Notes

Personnel Screening Program	4Q/99	1Q/00	2Q/00	3Q/00	4Q/00
Program failures	0	0	0	0	0
Indicator value	0	0	0	0	0

Licensee Comments: none

FFD/Personnel Reliability



Thresholds: White > 2.0 Yellow > 5.0

Notes

FFD/Personnel Reliability	4Q/99	1Q/00	2Q/00	3Q/00	4Q/00
Program Failures	0	0	0	0	0
Indicator value	0	0	0	0	0

Licensee Comments: none

▲ [PI Summary](#) | [Inspection Findings Summary](#) | [Action Matrix Summary](#) | [Reactor Oversight Process](#)

Last Modified: March 28, 2002