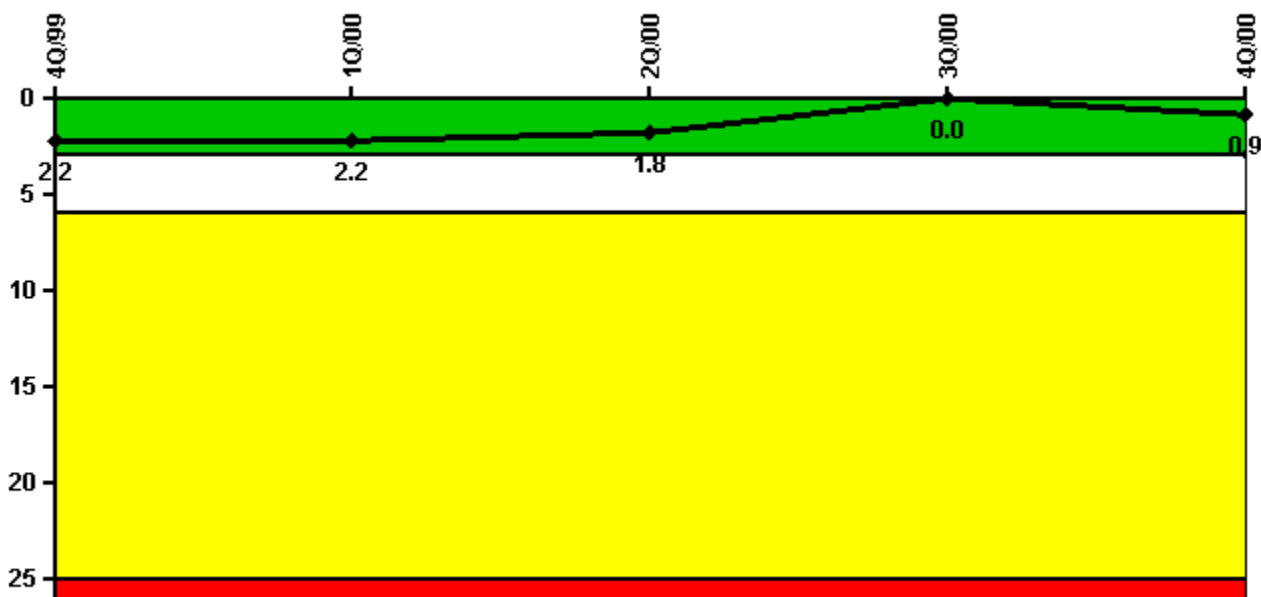


### Nine Mile Point 1

#### 4Q/2000 Performance Indicators

Licensee's General Comments: none

#### Unplanned Scrams per 7000 Critical Hrs



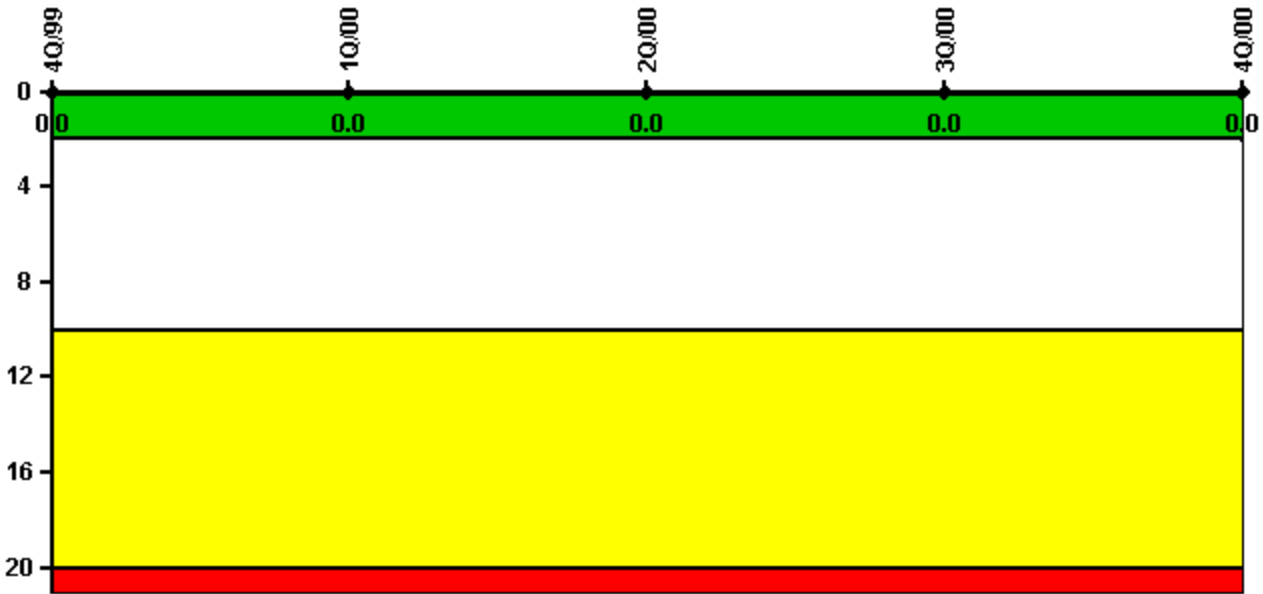
Thresholds: White > 3.0 Yellow > 6.0 Red > 25.0

#### Notes

Unplanned Scrams per 7000 Critical Hrs	4Q/99	1Q/00	2Q/00	3Q/00	4Q/00
Unplanned scrams	0	0	0	0	1.0
Critical hours	1614.2	2083.3	1985.5	2058.5	2007.2
<b>Indicator value</b>	<b>2.2</b>	<b>2.2</b>	<b>1.8</b>	<b>0</b>	<b>0.9</b>

Licensee Comments: none

### Scrams with Loss of Normal Heat Removal



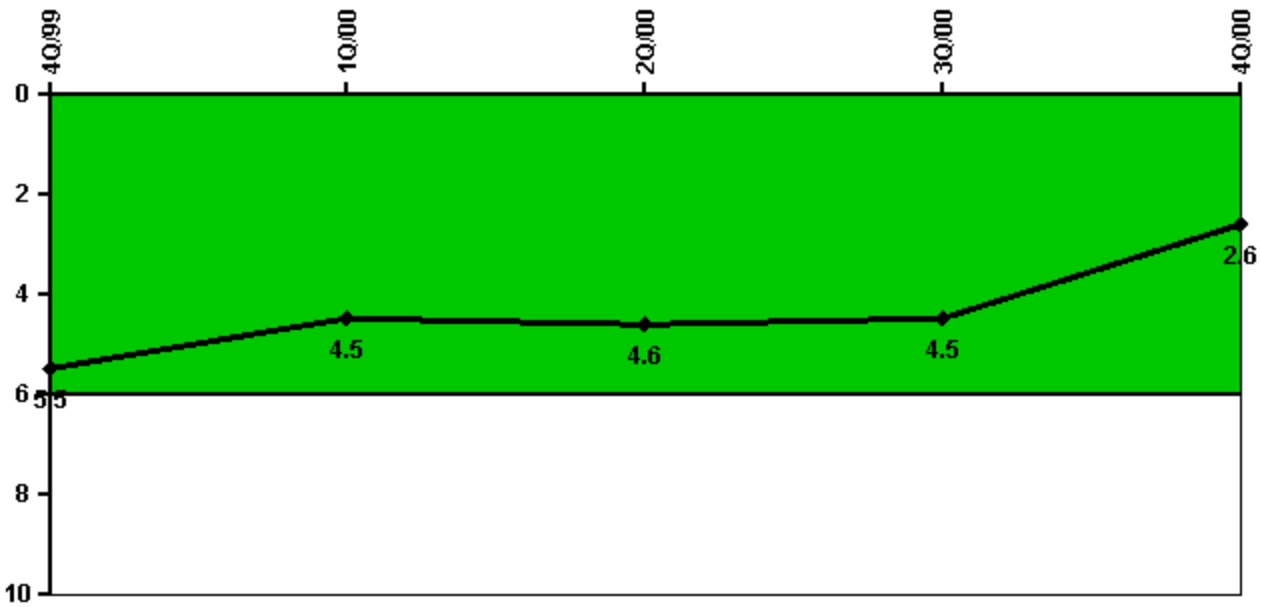
Thresholds: White > 2.0 Yellow > 10.0 Red > 20.0

#### Notes

Scrams with Loss of Normal Heat Removal	4Q/99	1Q/00	2Q/00	3Q/00	4Q/00
Scrams	0	0	0	0	0
Indicator value	0	0	0	0	0

Licensee Comments: none

### Unplanned Power Changes per 7000 Critical Hrs



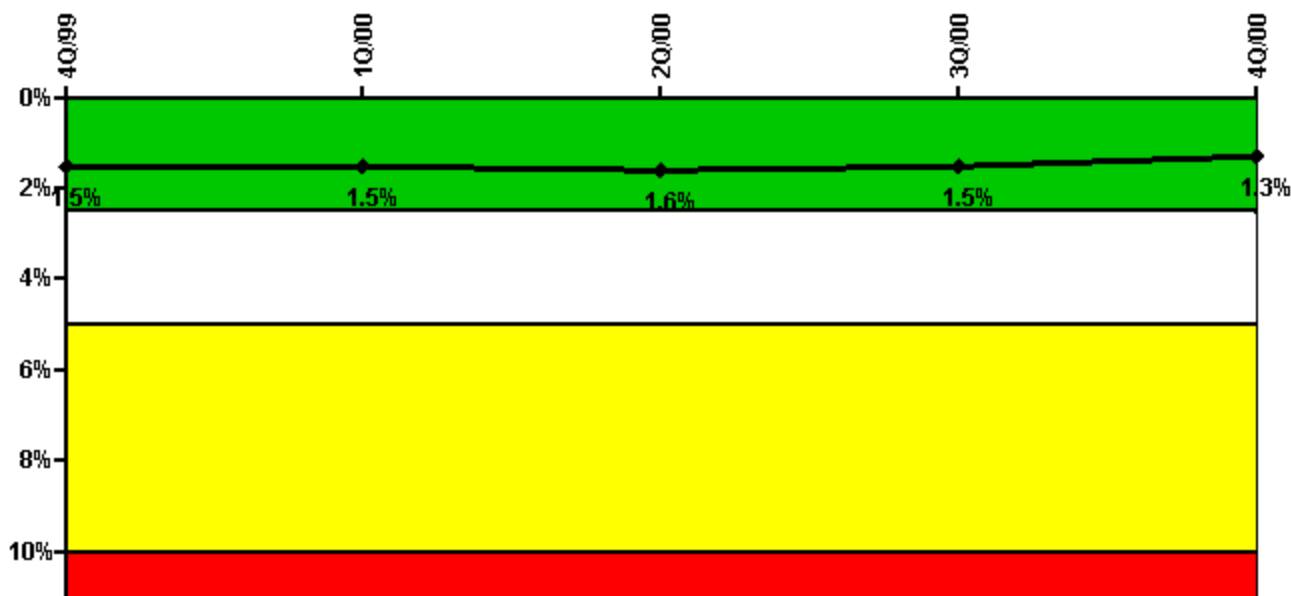
Thresholds: White > 6.0

#### Notes

Unplanned Power Changes per 7000 Critical Hrs	4Q/99	1Q/00	2Q/00	3Q/00	4Q/00
Unplanned power changes	2.0	1.0	1.0	1.0	0
Critical hours	1614.2	2083.3	1985.5	2058.5	2007.2
Indicator value	5.5	4.5	4.6	4.5	2.6

Licensee Comments: none

### Safety System Unavailability, Emergency AC Power



Thresholds: White > 2.5% Yellow > 5.0% Red > 10.0%

#### Notes

Safety System Unavailability, Emergency AC Power	4Q/99	1Q/00	2Q/00	3Q/00	4Q/00
<b>Train 1</b>					
Planned unavailable hours	0.70	30.90	22.40	1.85	1.55
Unplanned unavailable hours	0	0	0	2.22	0
Fault exposure hours	0	0	0	0	0
Effective Reset hours	0	0	0	0	0
Required hours	2209.00	2184.00	2183.00	2208.00	2209.00
<b>Train 2</b>					
Planned unavailable hours	16.90	14.50	42.90	1.65	1.41
Unplanned unavailable hours	0	0	0	0	0
Fault exposure hours	0	0	0	0	0
Effective Reset hours	0	0	0	0	0
Required hours	2209.00	2184.00	2183.00	2208.00	2209.00
<b>Indicator value</b>	<b>1.5%</b>	<b>1.5%</b>	<b>1.6%</b>	<b>1.5%</b>	<b>1.3%</b>

Licensee Comments: none

### Safety System Unavailability, High Pressure Injection System (HPCI)



Thresholds: White > 4.0% Yellow > 12.0% Red > 50.0%

**Notes**

Safety System Unavailability, High Pressure Injection System (HPCI)	4Q/99	1Q/00	2Q/00	3Q/00	4Q/00
<b>Train 1</b>					
Planned unavailable hours	0	15.13	0	5.17	23.47
Unplanned unavailable hours	180.10	4.83	0	0	0
Fault exposure hours	0	0	0	0	0
Effective Reset hours	0	0	0	0	0
Required hours	1614.20	2083.30	1985.50	2058.50	2007.20
<b>Train 2</b>					
Planned unavailable hours	0	8.63	30.05	0	15.20
Unplanned unavailable hours	4.90	0	2.97	0	0
Fault exposure hours	0	0	0	0	0
Effective Reset hours	0	0	0	0	0
Required hours	1614.20	2083.30	1985.50	2058.50	2007.20
<b>Indicator value</b>	<b>0.7%</b>	<b>0.8%</b>	<b>0.8%</b>	<b>0.8%</b>	<b>0.8%</b>

Licensee Comments: none

**Safety System Unavailability, Heat Removal System**

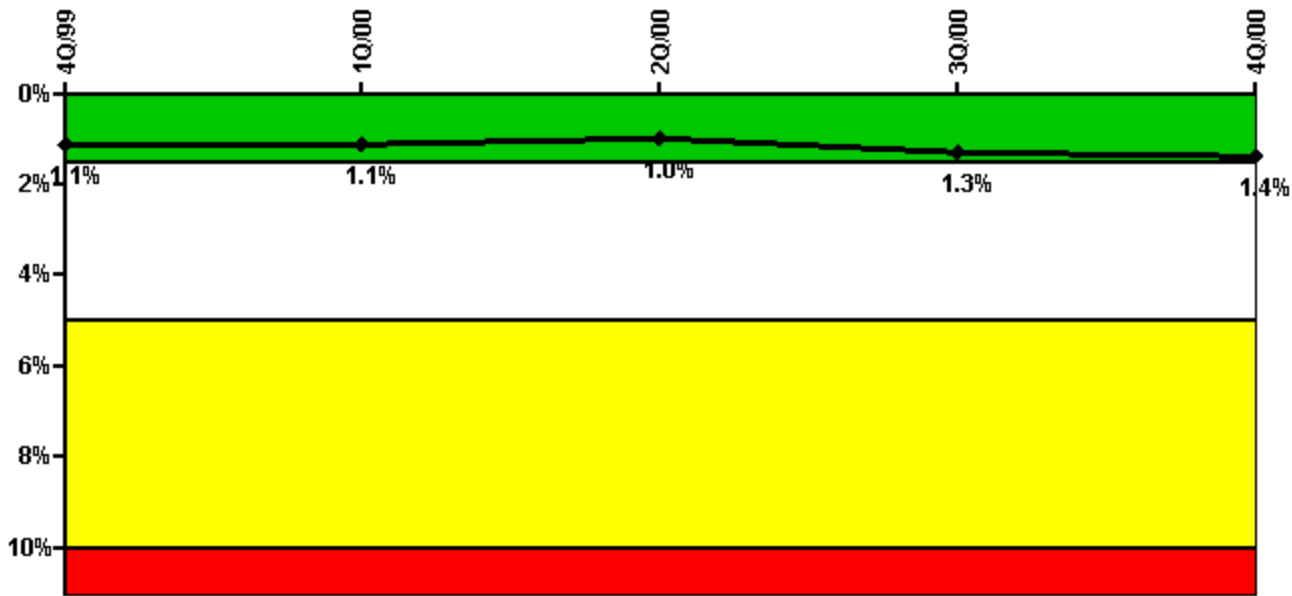
**Thresholds  
under  
development /  
review**

**Notes**

Safety System Unavailability, Heat Removal System	4Q/99	1Q/00	2Q/00	3Q/00	4Q/00
<b>Train 1</b>					
Planned unavailable hours	0				
Unplanned unavailable hours	0				
Fault exposure hours	0				
Effective Reset hours	0	0	0	0	0
Required hours	0				
<b>Train 2</b>					
Planned unavailable hours	0				
Unplanned unavailable hours	0				
Fault exposure hours	0				
Effective Reset hours	0	0	0	0	0
Required hours	0				
<b>Indicator value</b>	<b>0%</b>				

Licensee Comments: none

### Safety System Unavailability, Residual Heat Removal System



Thresholds: White > 1.5% Yellow > 5.0% Red > 10.0%

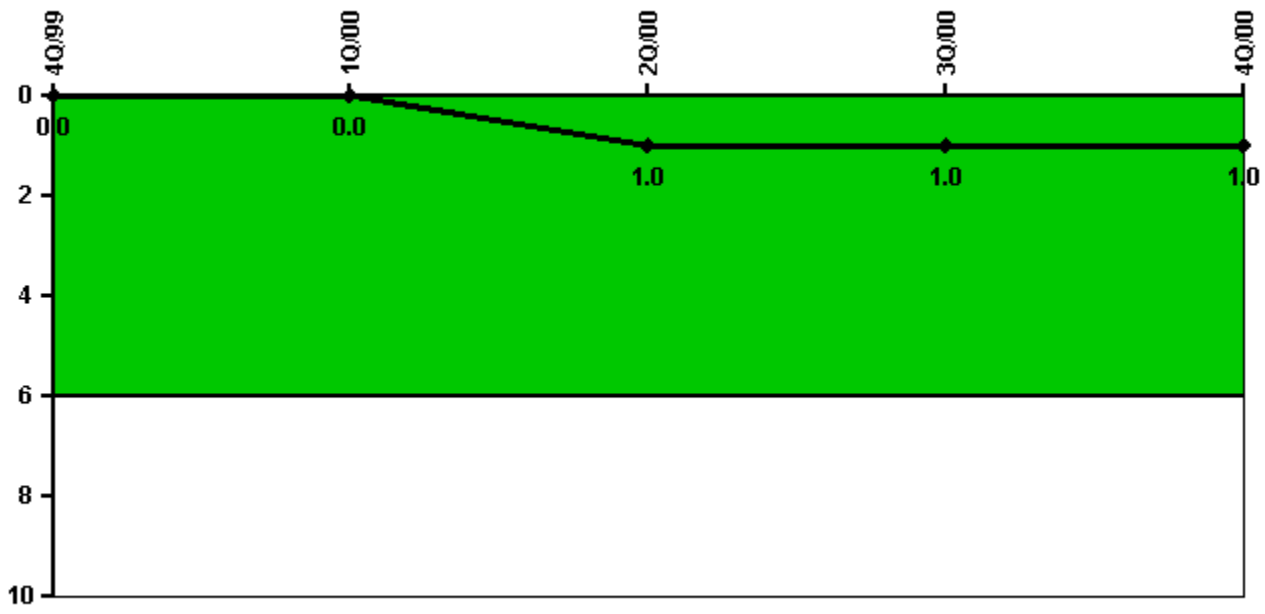
#### Notes

Safety System Unavailability, Residual Heat Removal System	4Q/99	1Q/00	2Q/00	3Q/00	4Q/00
<b>Train 1</b>					
Planned unavailable hours	12.80	27.95	6.80	29.62	22.05
Unplanned unavailable hours	14.70	0	0	0	0
Fault exposure hours	0	0	0	0	0
Effective Reset hours	0	0	0	0	0
Required hours	2209.00	2184.00	2183.00	2208.00	2209.00
<b>Train 2</b>					
Planned unavailable hours	15.60	17.05	12.73	13.31	7.33
Unplanned unavailable hours	0	0	0	0	208.83
Fault exposure hours	0	0	0	0	132.31
Effective Reset hours	0	0	0	0	0
Required hours	2209.00	2184.00	2183.00	2208.00	2209.00
<b>Train 3</b>					
Planned unavailable hours	11.30	56.13	7.18	8.53	5.92
Unplanned unavailable hours	0	0	0	0	0
Fault exposure hours	0	0	0	0	0
Effective Reset hours	0	0	0	0	0
Required hours	2209.00	2184.00	2183.00	2208.00	2209.00
<b>Train 4</b>					
Planned unavailable hours	0	31.99	7.18	12.63	11.82
Unplanned unavailable hours	0	0	0	15.07	0
Fault exposure hours	0	0	0	558.07	0
Effective Reset hours	0	0	0	0	0
Required hours	2209.00	2184.00	2183.00	2208.00	2209.00
<b>Train 5</b>					
Planned unavailable hours	0	0	0	0	0
Unplanned unavailable hours	0	0	0	0	0
Fault exposure hours	0	0	0	0	0

Effective Reset hours	0	0	0	0	0
Required hours	2209.00	2184.00	2183.00	2208.00	2209.00
<b>Train 6</b>					
Planned unavailable hours	0	0	0	0	0
Unplanned unavailable hours	0	0	0	0	0
Fault exposure hours	0	0	0	0	0
Effective Reset hours	0	0	0	0	0
Required hours	2209.00	2184.00	2183.00	2208.00	2209.00
<b>Train 7</b>					
Planned unavailable hours	9.40	4.80	0	5.17	0
Unplanned unavailable hours	0	0	0	0	0
Fault exposure hours	0	0	0	0	0
Effective Reset hours	0	0	0	0	0
Required hours	2209.00	2184.00	2183.00	2208.00	2209.00
<b>Indicator value</b>	<b>1.1%</b>	<b>1.1%</b>	<b>1.0%</b>	<b>1.3%</b>	<b>1.4%</b>

Licensee Comments: none

### Safety System Functional Failures (BWR)



Thresholds: White > 6.0

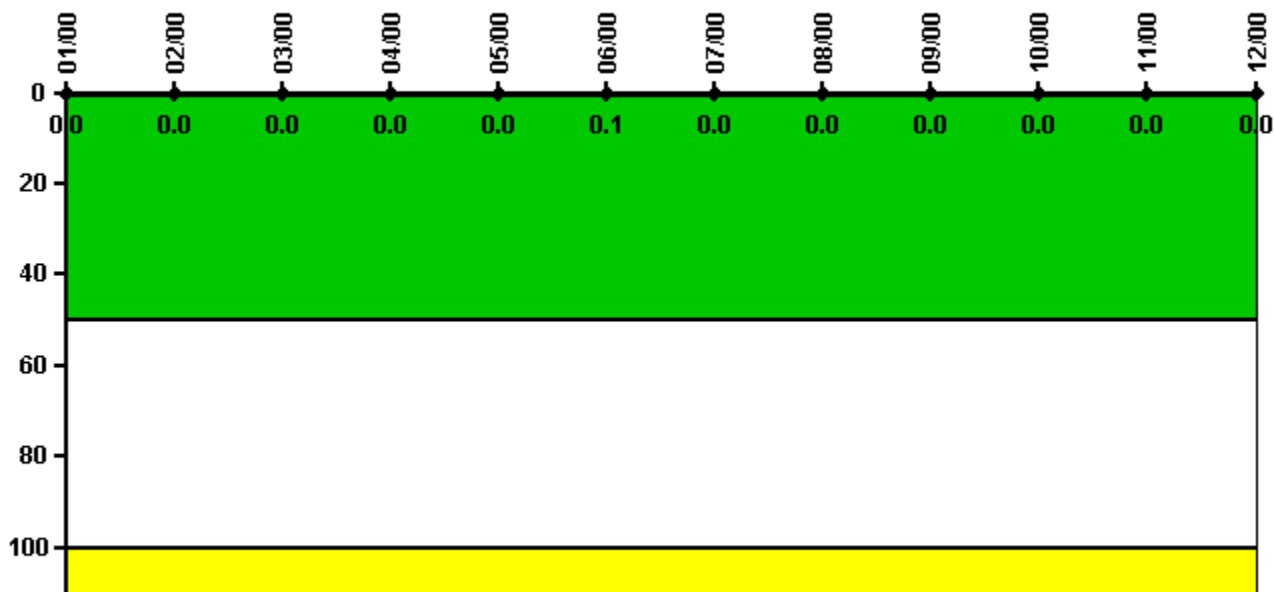
### Notes

Safety System Functional Failures (BWR)	4Q/99	1Q/00	2Q/00	3Q/00	4Q/00
Safety System Functional Failures	0	0	1	0	0
<b>Indicator value</b>	<b>0</b>	<b>0</b>	<b>1</b>	<b>1</b>	<b>1</b>



Licensee Comments: none

### Reactor Coolant System Activity



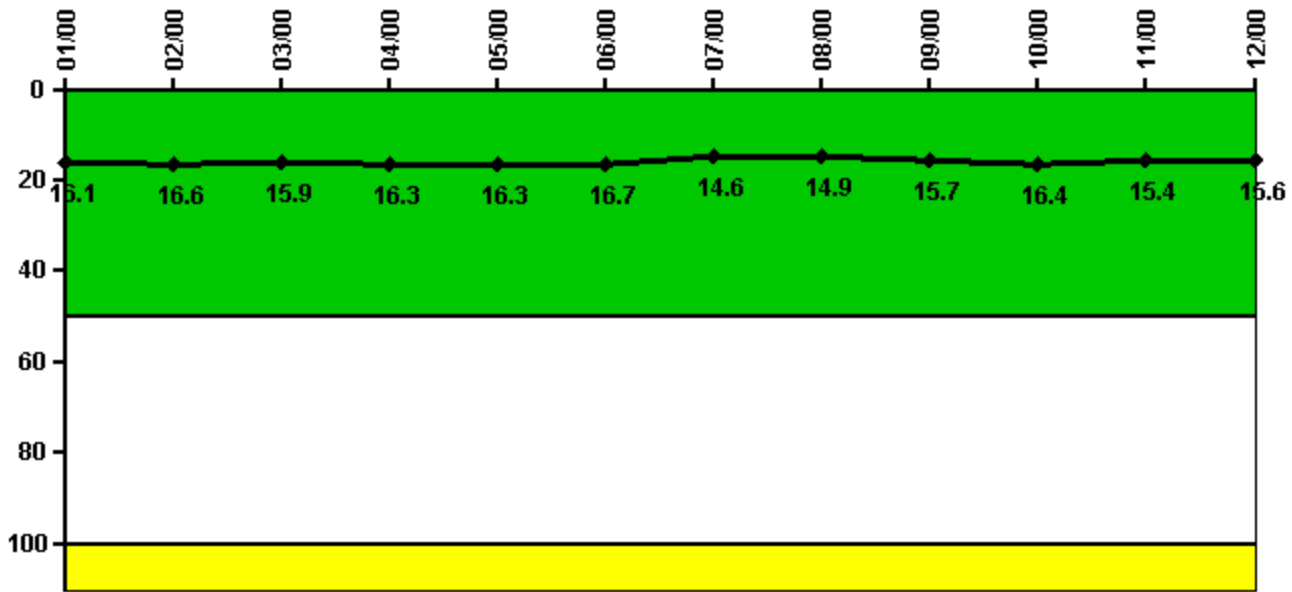
Thresholds: White > 50.0 Yellow > 100.0

### Notes

Reactor Coolant System Activity	1/00	2/00	3/00	4/00	5/00	6/00	7/00	8/00	9/00	10/00	11/00	12/00
Maximum activity	0.002390	0.002420	0.002210	0.002500	0.000297	0.006010	0.000556	0.000619	0.000772	0.001480	0.001130	0.000663
Technical specification limit	9.5	9.5	9.5	9.5	9.5	9.5	9.5	9.5	9.5	9.5	9.5	9.5
Indicator value	0	0	0	0	0	0.1	0	0	0	0	0	0

Licensee Comments: none

### Reactor Coolant System Leakage



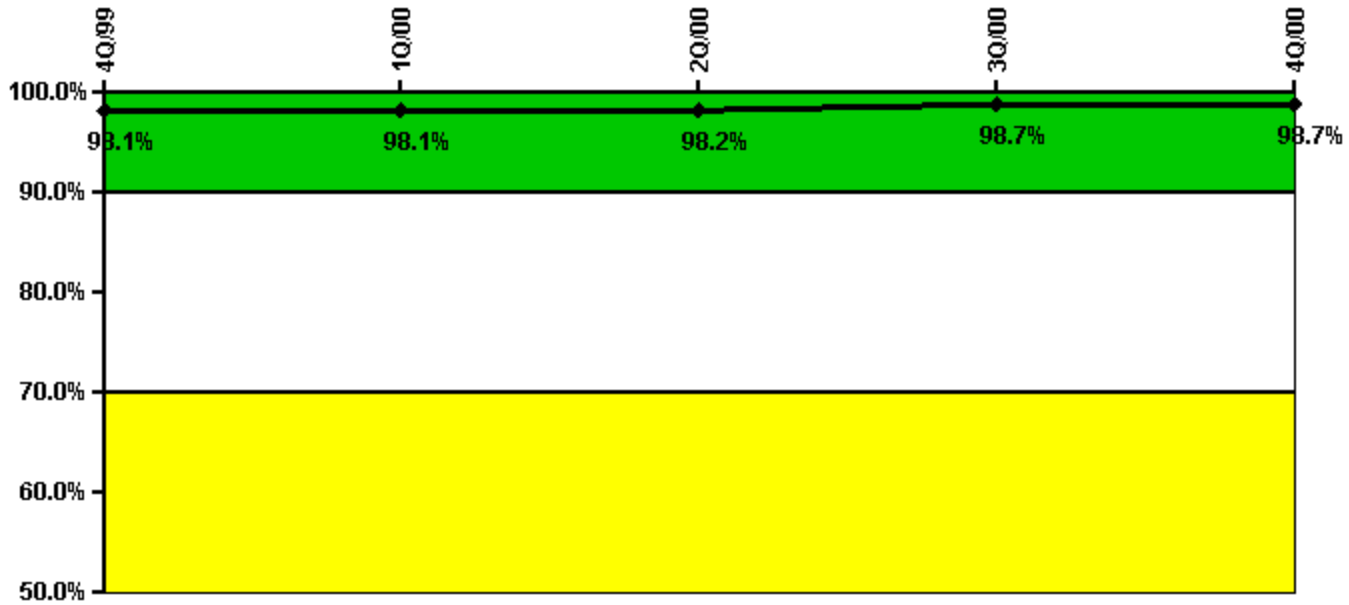
Thresholds: White > 50.0 Yellow > 100.0

#### Notes

Reactor Coolant System Leakage	1/00	2/00	3/00	4/00	5/00	6/00	7/00	8/00	9/00	10/00	11/00	12/00
Maximum leakage	4.020	4.160	3.970	4.080	4.070	4.170	3.660	3.720	3.920	4.100	3.840	3.900
Technical specification limit	25.0	25.0	25.0	25.0	25.0	25.0	25.0	25.0	25.0	25.0	25.0	25.0
Indicator value	16.1	16.6	15.9	16.3	16.3	16.7	14.6	14.9	15.7	16.4	15.4	15.6

Licensee Comments: none

### Drill/Exercise Performance



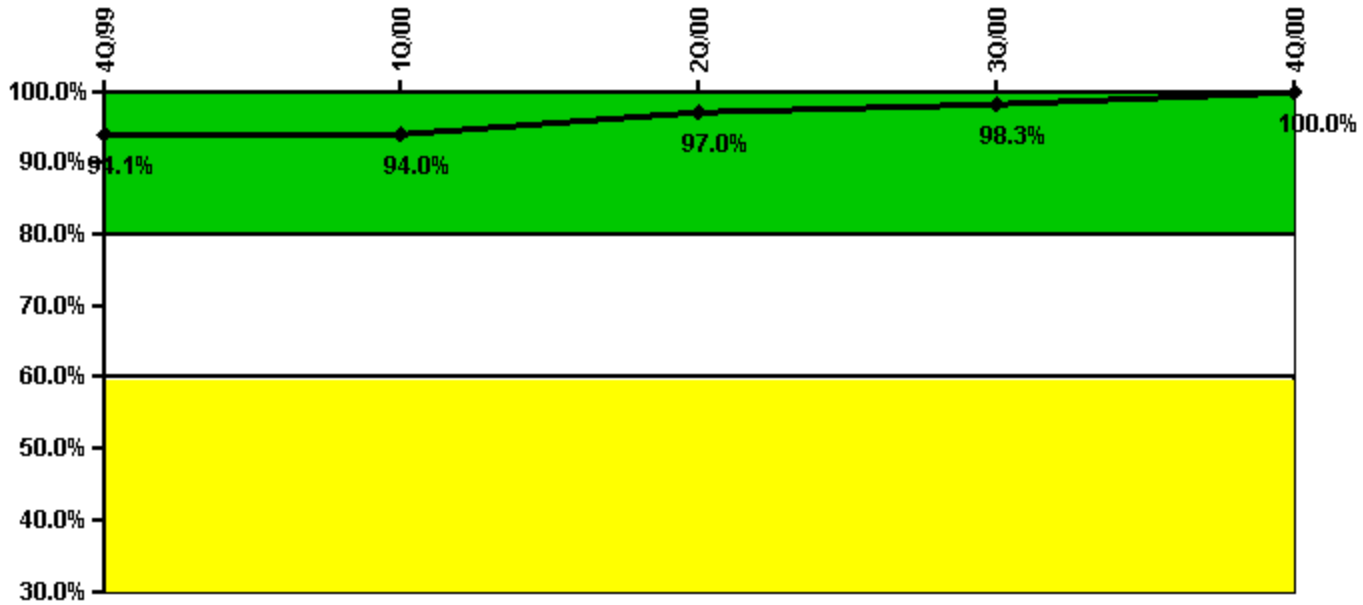
Thresholds: White < 90.0% Yellow < 70.0%

#### Notes

Drill/Exercise Performance	4Q/99	1Q/00	2Q/00	3Q/00	4Q/00
Successful opportunities	18.0	7.0	9.0	71.0	15.0
Total opportunities	18.0	7.0	9.0	72.0	15.0
Indicator value	98.1%	98.1%	98.2%	98.7%	98.7%

Licensee Comments: none

### ERO Drill Participation



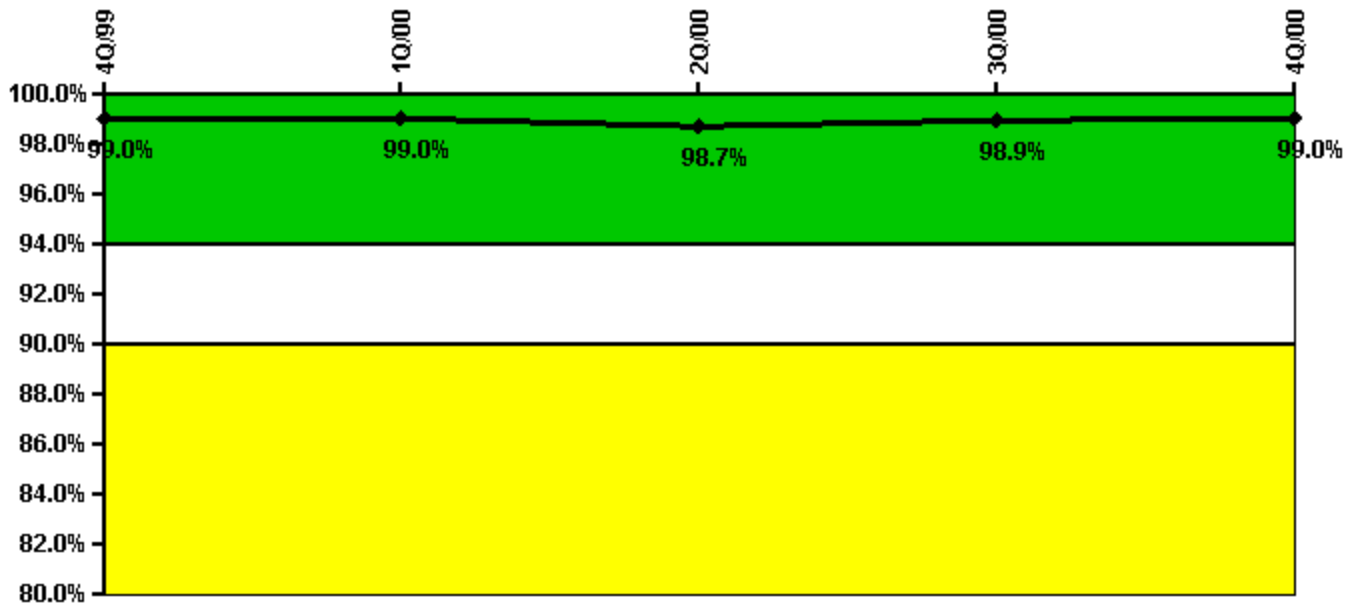
Thresholds: White < 80.0% Yellow < 60.0%

#### Notes

ERO Drill Participation	4Q/99	1Q/00	2Q/00	3Q/00	4Q/00
Participating Key personnel	127.0	126.0	128.0	57.0	60.0
Total Key personnel	135.0	134.0	132.0	58.0	60.0
Indicator value	94.1%	94.0%	97.0%	98.3%	100.0%

Licensee Comments: none

### Alert & Notification System



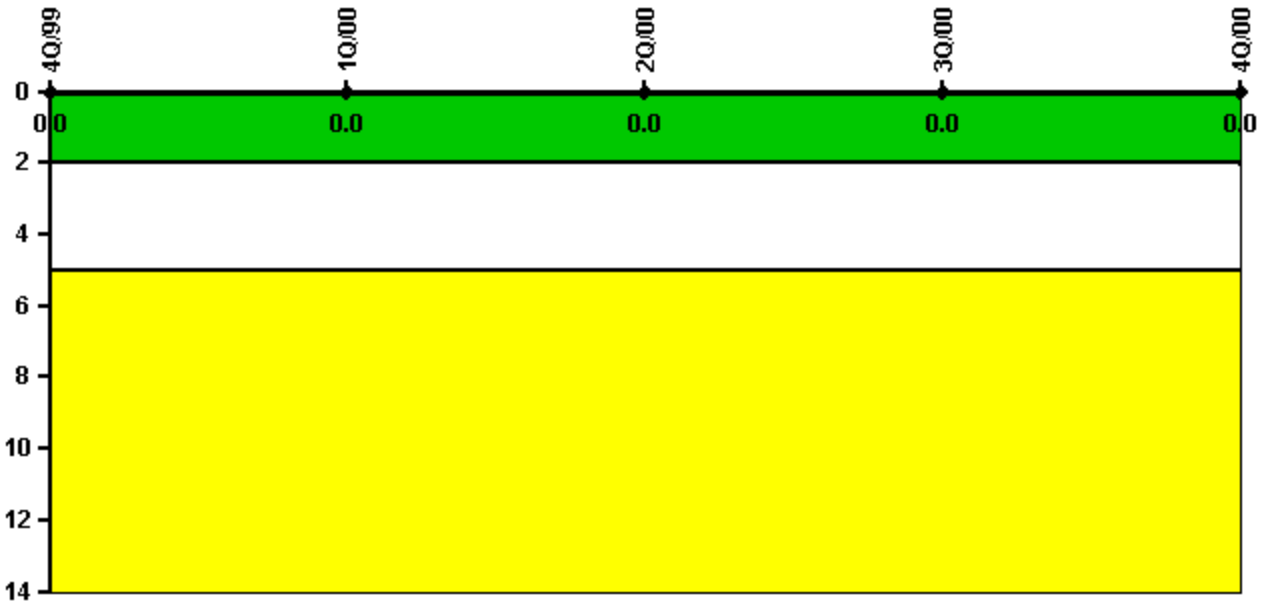
Thresholds: White < 94.0% Yellow < 90.0%

#### Notes

Alert & Notification System	4Q/99	1Q/00	2Q/00	3Q/00	4Q/00
Successful siren-tests	732	733	731	622	771
Total sirens-tests	740	740	740	629	777
Indicator value	99.0%	99.0%	98.7%	98.9%	99.0%

Licensee Comments: none

### Occupational Exposure Control Effectiveness



Thresholds: White > 2.0 Yellow > 5.0

#### Notes

Occupational Exposure Control Effectiveness	4Q/99	1Q/00	2Q/00	3Q/00	4Q/00
High radiation area occurrences	0	0	0	0	0
Very high radiation area occurrences	0	0	0	0	0
Unintended exposure occurrences	0	0	0	0	0
<b>Indicator value</b>	<b>0</b>	<b>0</b>	<b>0</b>	<b>0</b>	<b>0</b>

Licensee Comments: none

### RETS/ODCM Radiological Effluent



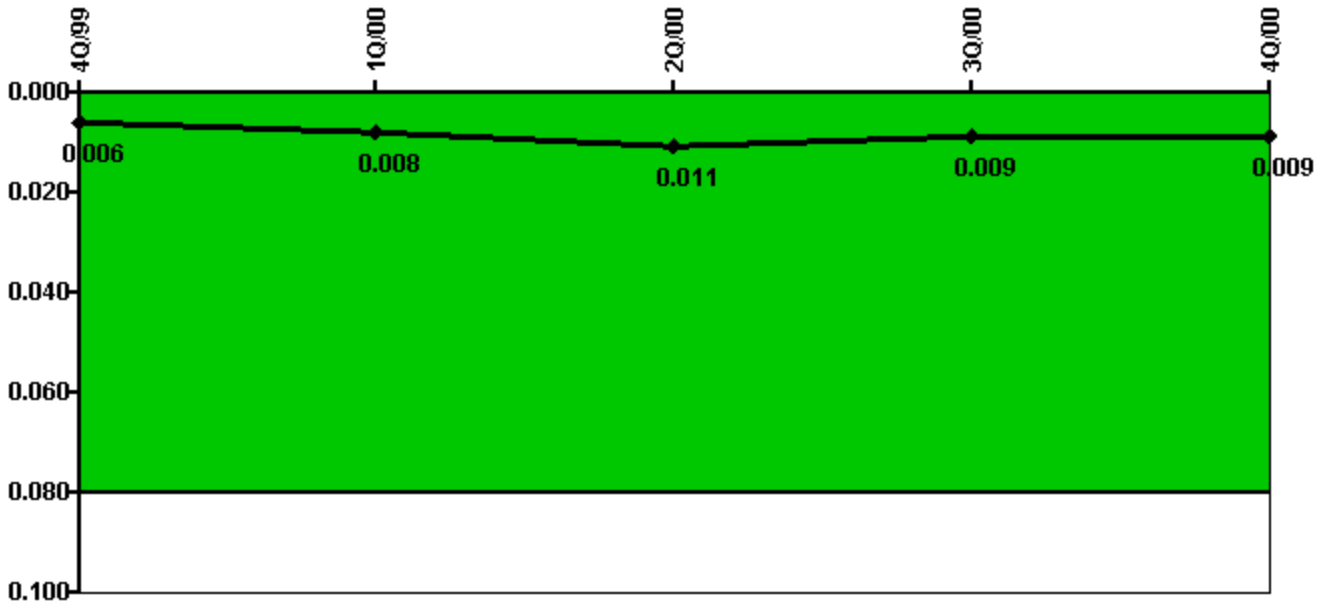
Thresholds: White > 1.0 Yellow > 3.0

#### Notes

RETS/ODCM Radiological Effluent	4Q/99	1Q/00	2Q/00	3Q/00	4Q/00
RETS/ODCM occurrences	0	0	0	0	0
Indicator value	0	0	0	0	0

Licensee Comments: none

### Protected Area Security Performance Index



Thresholds: White > 0.080

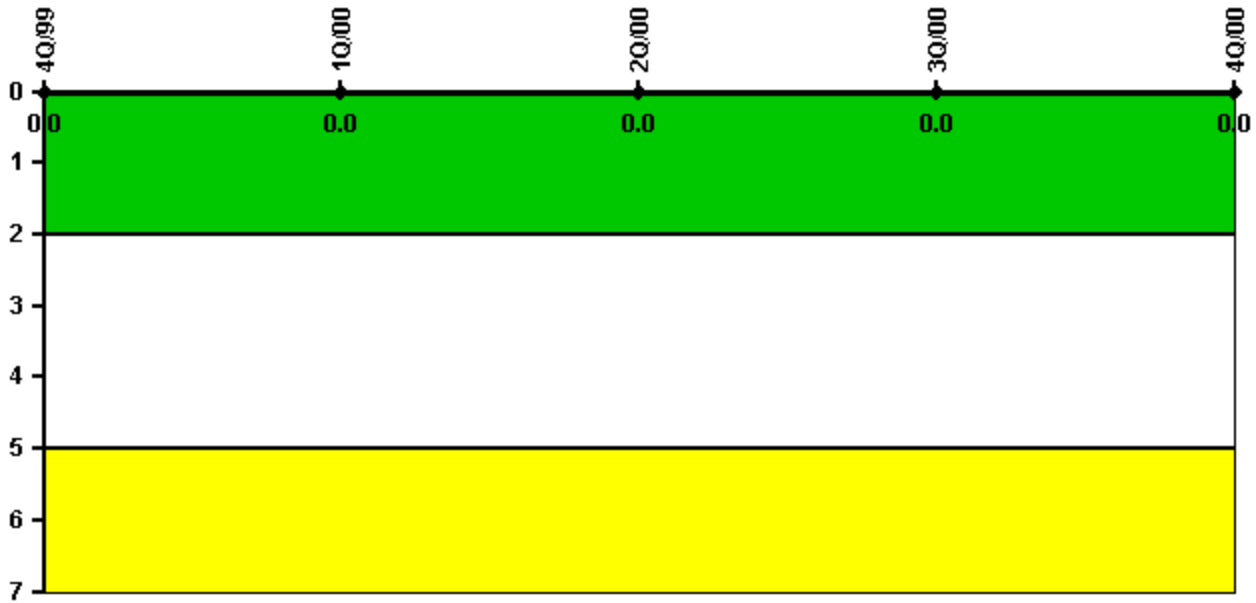
#### Notes

Protected Area Security Performance Index	4Q/99	1Q/00	2Q/00	3Q/00	4Q/00
IDS compensatory hours	2.50	148.30	98.00	1.30	22.20
CCTV compensatory hours	0	0	0	2.4	0
IDS normalization factor	1.70	1.70	1.70	1.70	1.70
CCTV normalization factor	1.3	1.3	1.3	1.3	1.3
<b>Index Value</b>	<b>0.006</b>	<b>0.008</b>	<b>0.011</b>	<b>0.009</b>	<b>0.009</b>

Licensee Comments: none



### Personnel Screening Program



Thresholds: White > 2.0 Yellow > 5.0

#### Notes

Personnel Screening Program	4Q/99	1Q/00	2Q/00	3Q/00	4Q/00
Program failures	0	0	0	0	0
Indicator value	0	0	0	0	0

Licensee Comments: none

### FFD/Personnel Reliability



Thresholds: White > 2.0 Yellow > 5.0

#### Notes

FFD/Personnel Reliability	4Q/99	1Q/00	2Q/00	3Q/00	4Q/00
Program Failures	0	0	0	0	0
Indicator value	0	0	0	0	0

Licensee Comments: none

▲ [PI Summary](#) | [Inspection Findings Summary](#) | [Action Matrix Summary](#) | [Reactor Oversight Process](#)

Last Modified: March 28, 2002