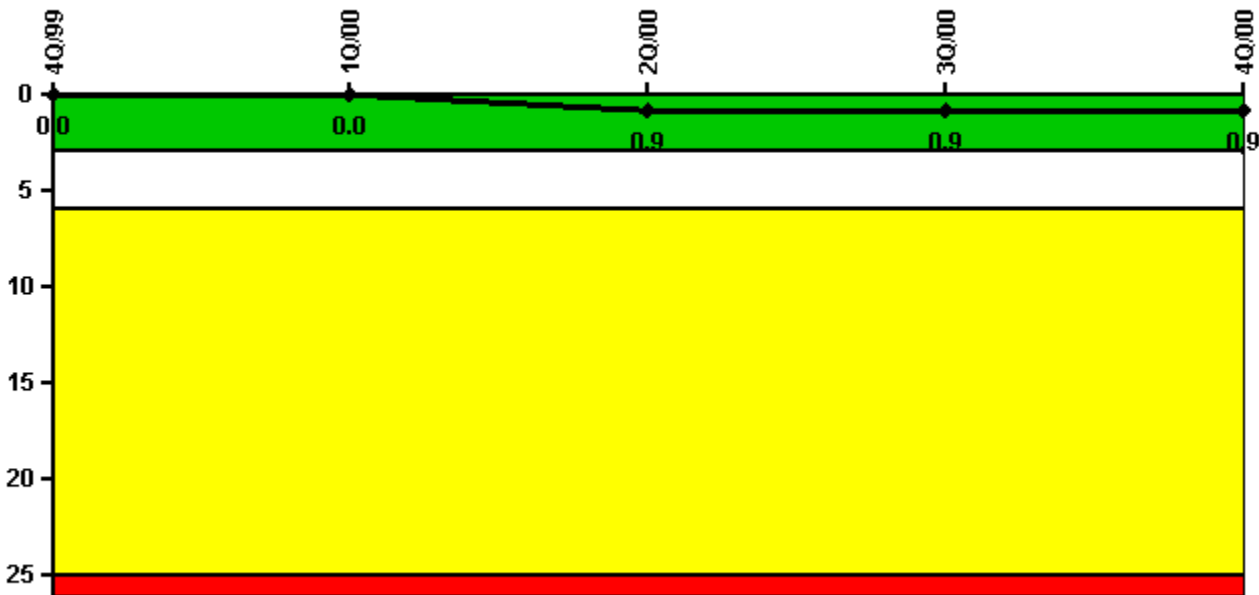


### North Anna 1

#### 4Q/2000 Performance Indicators

Licensee's General Comments: none

#### Unplanned Scrams per 7000 Critical Hrs



Thresholds: White > 3.0 Yellow > 6.0 Red > 25.0

#### Notes

Unplanned Scrams per 7000 Critical Hrs	4Q/99	1Q/00	2Q/00	3Q/00	4Q/00
Unplanned scrams	0	0	1.0	0	0
Critical hours	2209.0	1705.5	1959.7	2208.0	2209.0
<b>Indicator value</b>	<b>0</b>	<b>0</b>	<b>0.9</b>	<b>0.9</b>	<b>0.9</b>

Licensee Comments: none

### Scrams with Loss of Normal Heat Removal



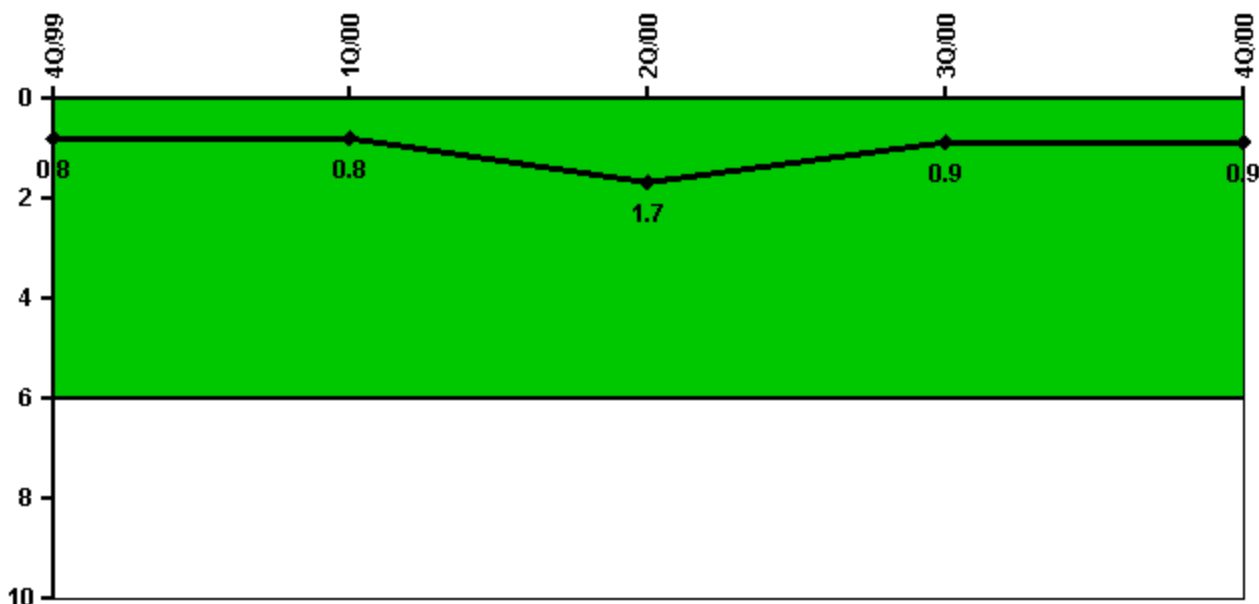
Thresholds: White > 2.0 Yellow > 10.0 Red > 20.0

#### Notes

Scrams with Loss of Normal Heat Removal	4Q/99	1Q/00	2Q/00	3Q/00	4Q/00
Scrams	0	0	0	0	0
Indicator value	0	0	0	0	0

Licensee Comments: none

### Unplanned Power Changes per 7000 Critical Hrs



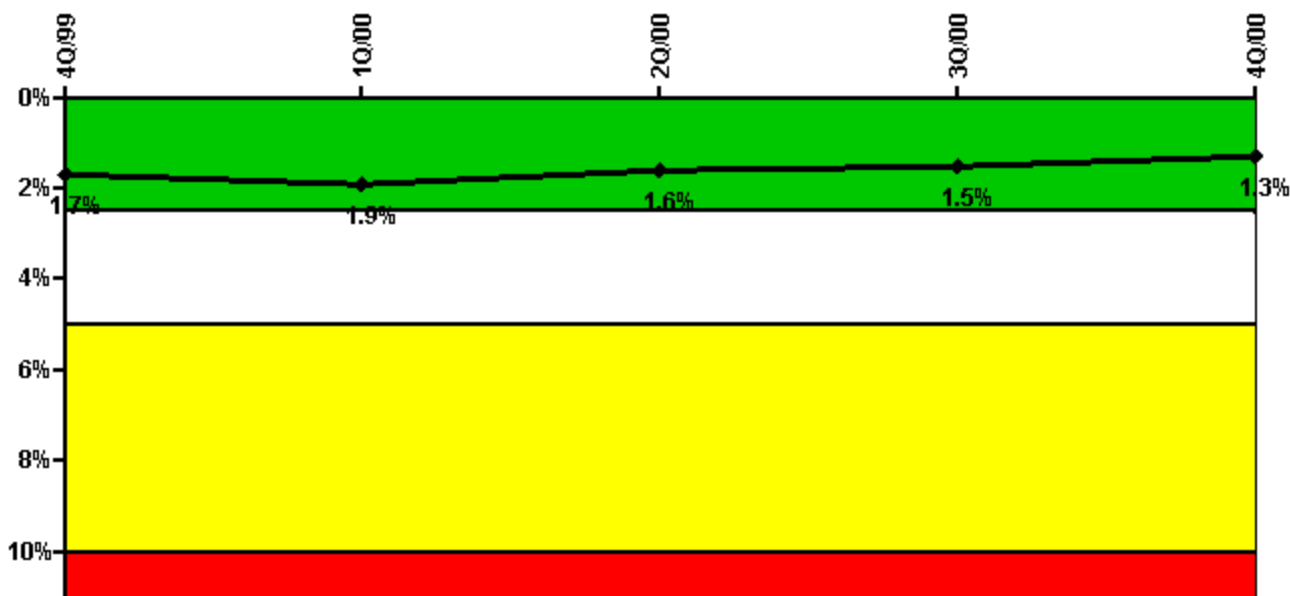
Thresholds: White > 6.0

#### Notes

Unplanned Power Changes per 7000 Critical Hrs	4Q/99	1Q/00	2Q/00	3Q/00	4Q/00
Unplanned power changes	0	0	1.0	0	0
Critical hours	2209.0	1705.5	1959.7	2208.0	2209.0
<b>Indicator value</b>	<b>0.8</b>	<b>0.8</b>	<b>1.7</b>	<b>0.9</b>	<b>0.9</b>

Licensee Comments: none

### Safety System Unavailability, Emergency AC Power



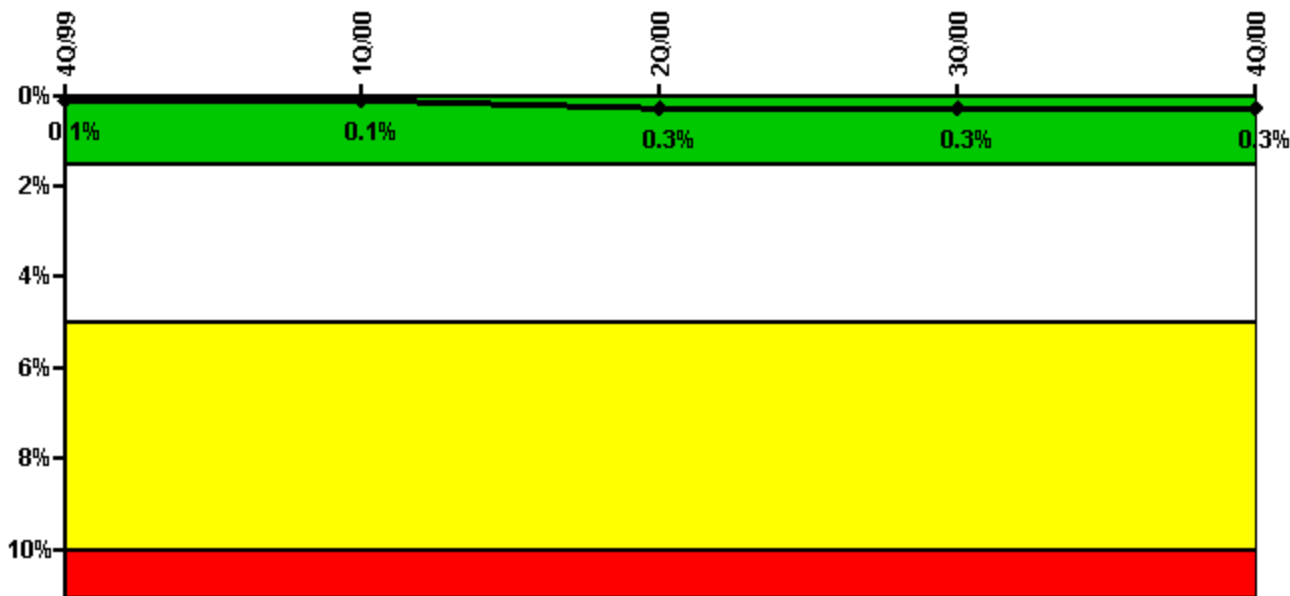
Thresholds: White > 2.5% Yellow > 5.0% Red > 10.0%

#### Notes

Safety System Unavailability, Emergency AC Power	4Q/99	1Q/00	2Q/00	3Q/00	4Q/00
<b>Train 1</b>					
Planned unavailable hours	64.46	14.43	7.73	23.33	45.15
Unplanned unavailable hours	0	0	0.30	0	0
Fault exposure hours	0	95.52	3.92	0	0
Effective Reset hours	0	0	0	0	0
Required hours	2209.00	1815.70	2054.74	2208.00	2209.00
<b>Train 2</b>					
Planned unavailable hours	70.57	12.27	14.00	9.23	48.38
Unplanned unavailable hours	0	0	8.92	0	0
Fault exposure hours	0	0	0	0	0
Effective Reset hours	0	0	0	0	0
Required hours	2209.00	2088.50	2179.08	2208.00	2209.00
<b>Indicator value</b>	<b>1.7%</b>	<b>1.9%</b>	<b>1.6%</b>	<b>1.5%</b>	<b>1.3%</b>

Licensee Comments: none

### Safety System Unavailability, High Pressure Injection System (HPSI)



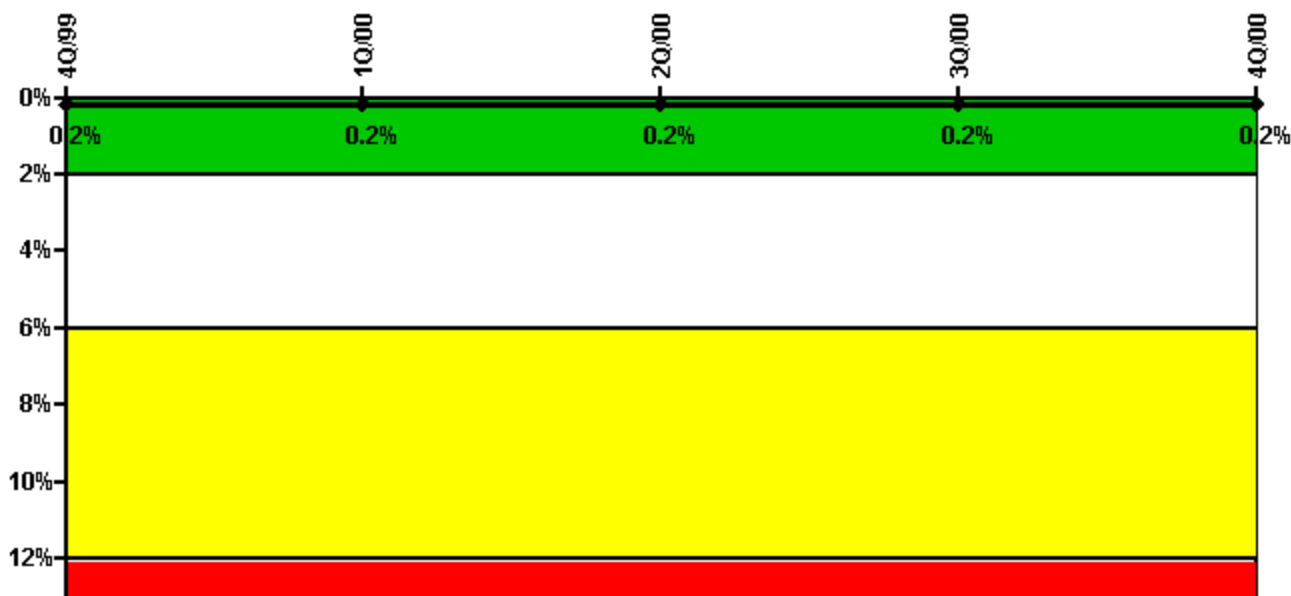
Thresholds: White > 1.5% Yellow > 5.0% Red > 10.0%

#### Notes

Safety System Unavailability, High Pressure Injection System (HPSI)	4Q/99	1Q/00	2Q/00	3Q/00	4Q/00
<b>Train 1</b>					
Planned unavailable hours	10.29	0.58	6.52	6.37	4.08
Unplanned unavailable hours	0	0	39.11	0.95	0
Fault exposure hours	0	0	0	0	0
Effective Reset hours	0	0	0	0	0
Required hours	2209.00	1720.20	2101.73	2208.00	2209.00
<b>Train 2</b>					
Planned unavailable hours	2.43	1.02	7.07	2.73	3.80
Unplanned unavailable hours	0	0	33.46	0.87	0
Fault exposure hours	0	0	0	0	0
Effective Reset hours	0	0	0	0	0
Required hours	2209.00	2034.78	2132.08	2208.00	2209.00
<b>Indicator value</b>	<b>0.1%</b>	<b>0.1%</b>	<b>0.3%</b>	<b>0.3%</b>	<b>0.3%</b>

Licensee Comments: none

### Safety System Unavailability, Heat Removal System (AFW)



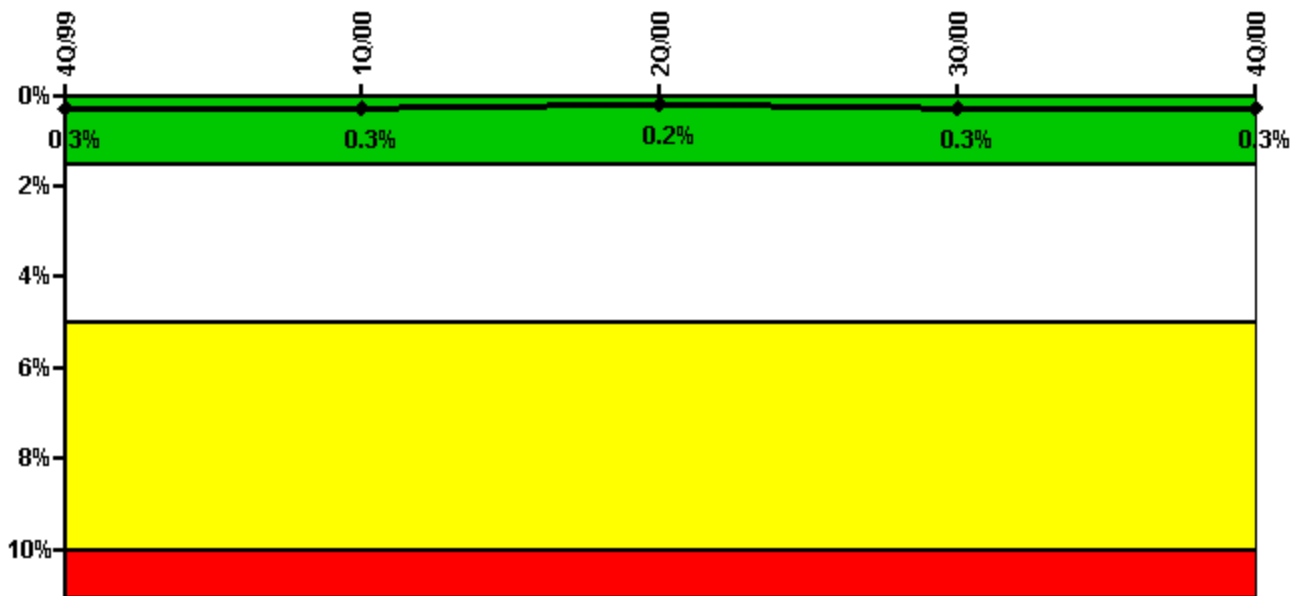
Thresholds: White > 2.0% Yellow > 6.0% Red > 12.0%

#### Notes

Safety System Unavailability, Heat Removal System (AFW)	4Q/99	1Q/00	2Q/00	3Q/00	4Q/00
<b>Train 1</b>					
Planned unavailable hours	2.23	0	1.17	1.10	1.87
Unplanned unavailable hours	0	0	0	0	0
Fault exposure hours	0	0	0	0	0
Effective Reset hours	0	0	0	0	0
Required hours	2209.00	1715.78	2046.23	2208.00	2209.00
<b>Train 2</b>					
Planned unavailable hours	1.58	9.75	0	6.29	11.83
Unplanned unavailable hours	0	0	0	0	0
Fault exposure hours	0	0	0	0	0
Effective Reset hours	0	0	0	0	0
Required hours	2209.00	1715.78	2046.23	2208.00	2209.00
<b>Train 3</b>					
Planned unavailable hours	5.15	4.82	7.98	13.92	5.00
Unplanned unavailable hours	0	0	0	0	0
Fault exposure hours	0	0	0	0	0
Effective Reset hours	0	0	0	0	0
Required hours	2209.00	1715.78	2046.23	2208.00	2209.00
<b>Indicator value</b>	<b>0.2%</b>	<b>0.2%</b>	<b>0.2%</b>	<b>0.2%</b>	<b>0.2%</b>

Licensee Comments: none

### Safety System Unavailability, Residual Heat Removal System



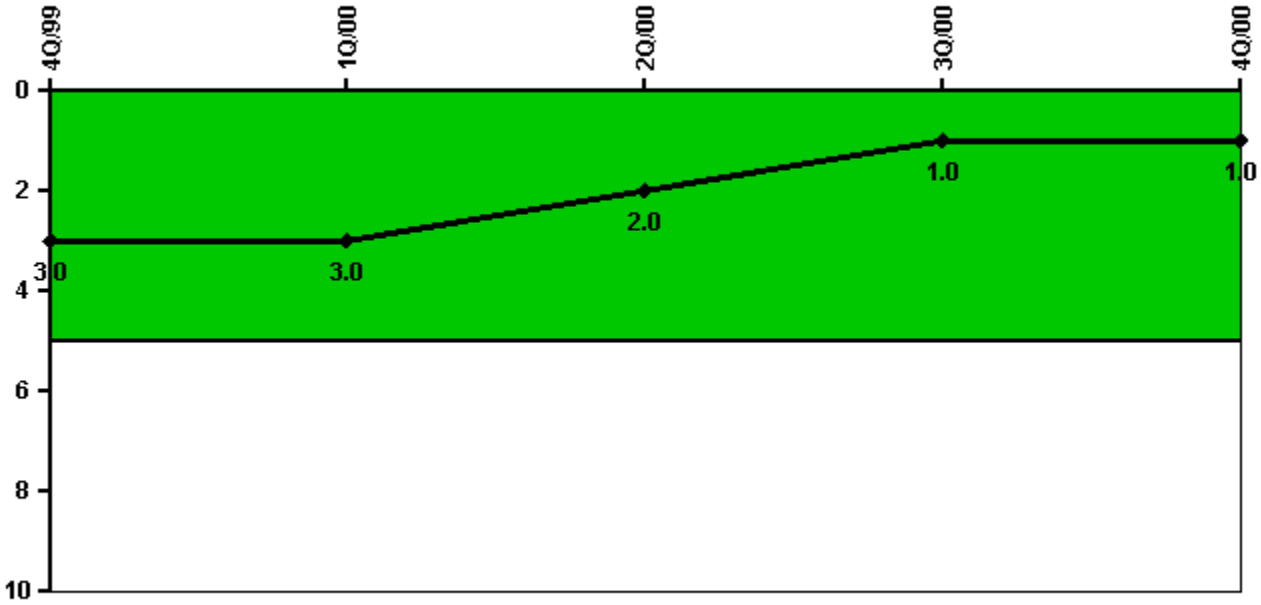
Thresholds: White > 1.5% Yellow > 5.0% Red > 10.0%

Notes

Safety System Unavailability, Residual Heat Removal System	4Q/99	1Q/00	2Q/00	3Q/00	4Q/00
<b>Train 1</b>					
Planned unavailable hours	0.90	11.40	8.03	37.79	5.68
Unplanned unavailable hours	0	0	28.95	2.55	0
Fault exposure hours	0	0	0	0	0
Effective Reset hours	0	0	0	0	0
Required hours	2209.00	1720.20	2050.82	2208.00	2209.00
<b>Train 2</b>					
Planned unavailable hours	26.20	21.02	11.70	16.74	3.57
Unplanned unavailable hours	0	0	0	2.98	0
Fault exposure hours	0	0	0	0	0
Effective Reset hours	0	0	0	0	0
Required hours	2209.00	1720.20	2050.82	2208.00	2209.00
<b>Train 3</b>					
Planned unavailable hours	0	2.58	0	0	0
Unplanned unavailable hours	0	0	12.62	0	0
Fault exposure hours	0	0	0	0	0
Effective Reset hours	0	0	0	0	0
Required hours	2209.00	2034.78	2183.00	2208.00	2209.00
<b>Train 4</b>					
Planned unavailable hours	0	3.67	0	0	0
Unplanned unavailable hours	0	0	0	0	0
Fault exposure hours	0	0	0	0	0
Effective Reset hours	0	0	0	0	0
Required hours	2209.00	2034.78	2183.00	2208.00	2209.00
<b>Indicator value</b>	<b>0.3%</b>	<b>0.3%</b>	<b>0.2%</b>	<b>0.3%</b>	<b>0.3%</b>

Licensee Comments: none

### Safety System Functional Failures (PWR)



Thresholds: White > 5.0

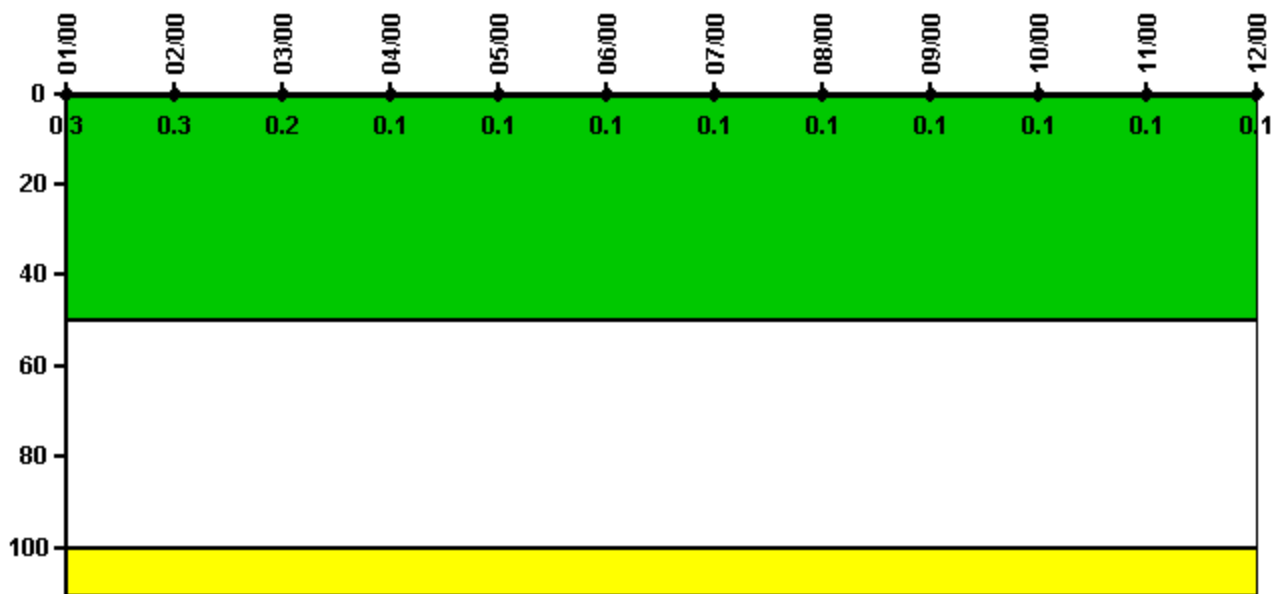
#### Notes

Safety System Functional Failures (PWR)	4Q/99	1Q/00	2Q/00	3Q/00	4Q/00
Safety System Functional Failures	0	0	1	0	0
Indicator value	3	3	2	1	1

Licensee Comments: none



### Reactor Coolant System Activity



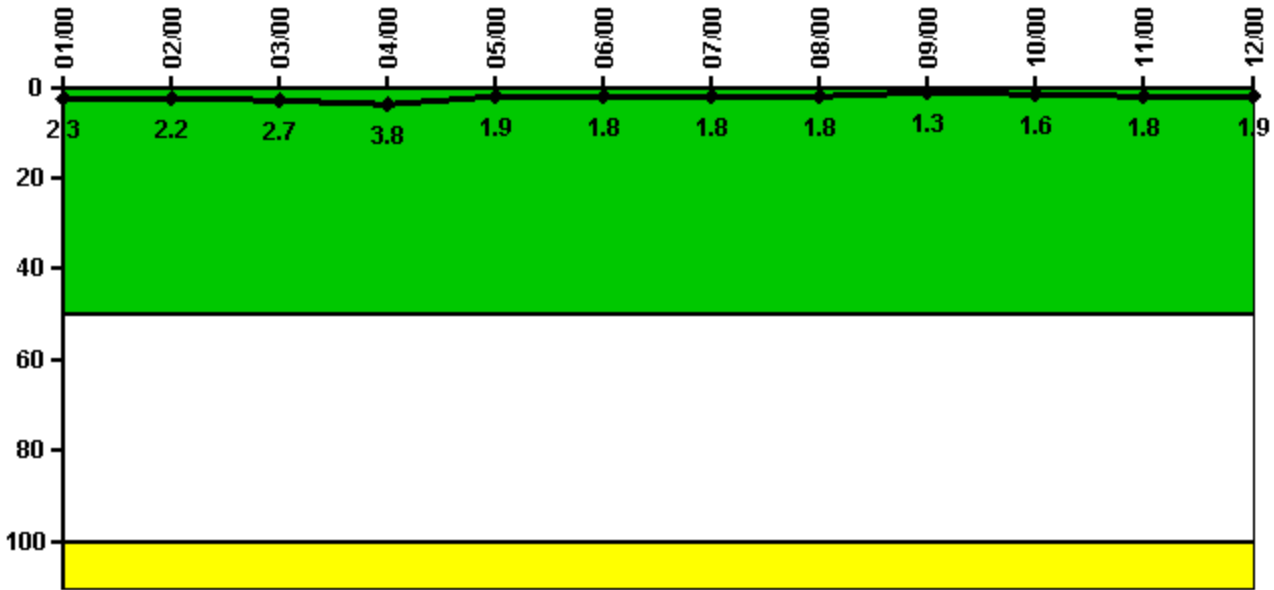
Thresholds: White > 50.0 Yellow > 100.0

#### Notes

Reactor Coolant System Activity	1/00	2/00	3/00	4/00	5/00	6/00	7/00	8/00	9/00	10/00	11/00	12/00
Maximum activity	0.002920	0.003050	0.002040	0.000579	0.000632	0.000832	0.000709	0.000717	0.000830	0.000777	0.001460	0.000833
Technical specification limit	1.0	1.0	1.0	1.0	1.0	1.0	1.0	1.0	1.0	1.0	1.0	1.0
Indicator value	0.3	0.3	0.2	0.1	0.1	0.1	0.1	0.1	0.1	0.1	0.1	0.1

Licensee Comments: none

### Reactor Coolant System Leakage



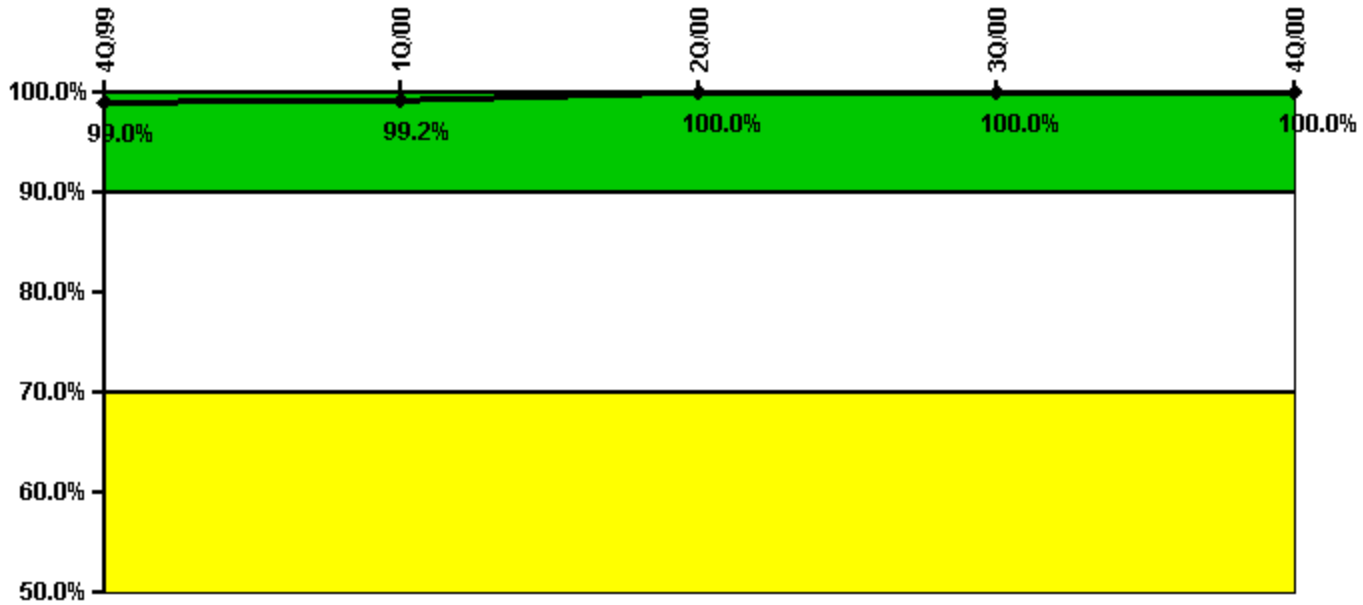
Thresholds: White > 50.0 Yellow > 100.0

#### Notes

Reactor Coolant System Leakage	1/00	2/00	3/00	4/00	5/00	6/00	7/00	8/00	9/00	10/00	11/00	12/00
Maximum leakage	0.230	0.222	0.268	0.384	0.187	0.176	0.175	0.183	0.132	0.160	0.182	0.189
Technical specification limit	10.0	10.0	10.0	10.0	10.0	10.0	10.0	10.0	10.0	10.0	10.0	10.0
Indicator value	2.3	2.2	2.7	3.8	1.9	1.8	1.8	1.8	1.3	1.6	1.8	1.9

Licensee Comments: none

### Drill/Exercise Performance



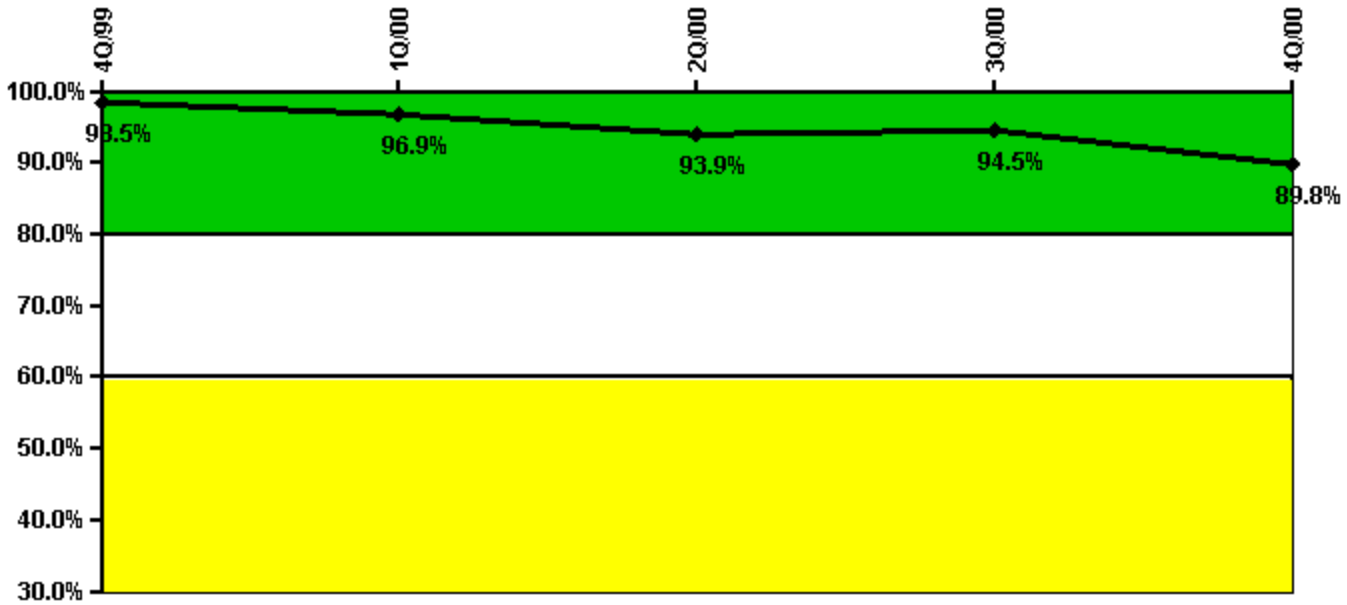
Thresholds: White < 90.0% Yellow < 70.0%

#### Notes

Drill/Exercise Performance	4Q/99	1Q/00	2Q/00	3Q/00	4Q/00
Successful opportunities	78.0	25.0	2.0	4.0	18.0
Total opportunities	78.0	25.0	2.0	4.0	18.0
<b>Indicator value</b>	<b>99.0%</b>	<b>99.2%</b>	<b>100.0%</b>	<b>100.0%</b>	<b>100.0%</b>

Licensee Comments: none

### ERO Drill Participation



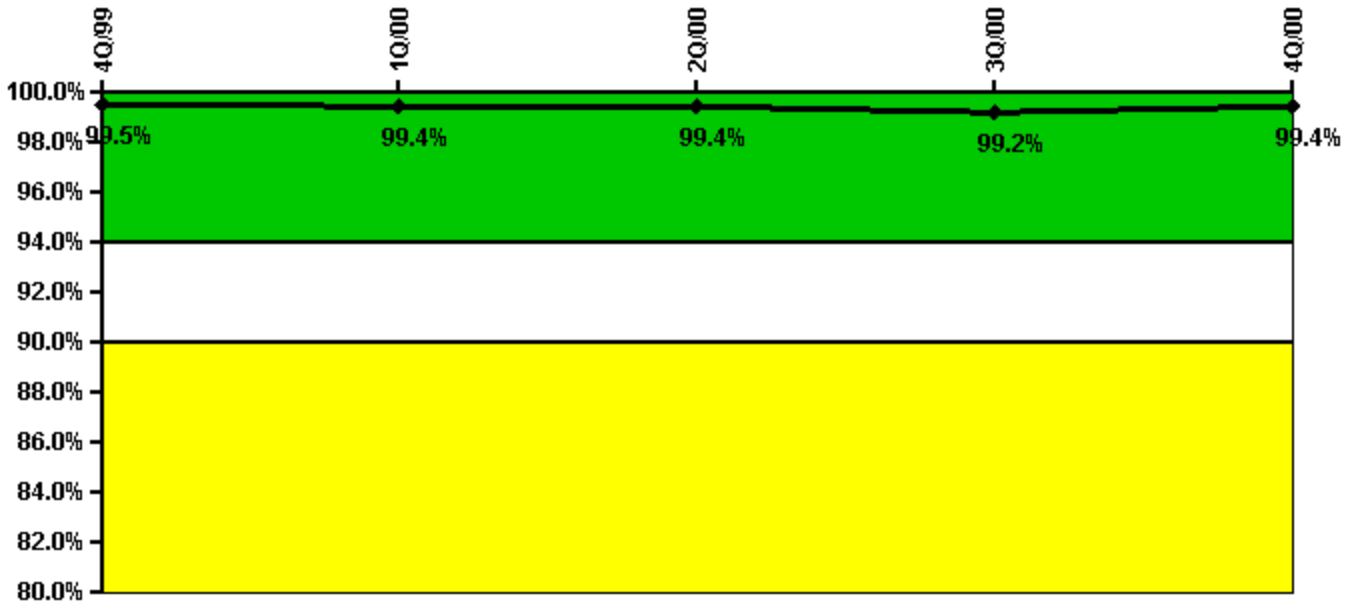
Thresholds: White < 80.0% Yellow < 60.0%

#### Notes

ERO Drill Participation	4Q/99	1Q/00	2Q/00	3Q/00	4Q/00
Participating Key personnel	128.0	125.0	123.0	121.0	115.0
Total Key personnel	130.0	129.0	131.0	128.0	128.0
Indicator value	98.5%	96.9%	93.9%	94.5%	89.8%

Licensee Comments: none

### Alert & Notification System



**Thresholds: White < 94.0% Yellow < 90.0%**

**Notes**

Alert & Notification System	4Q/99	1Q/00	2Q/00	3Q/00	4Q/00
Successful siren-tests	382	382	384	380	384
Total sirens-tests	385	385	385	385	385
<b>Indicator value</b>	<b>99.5%</b>	<b>99.4%</b>	<b>99.4%</b>	<b>99.2%</b>	<b>99.4%</b>

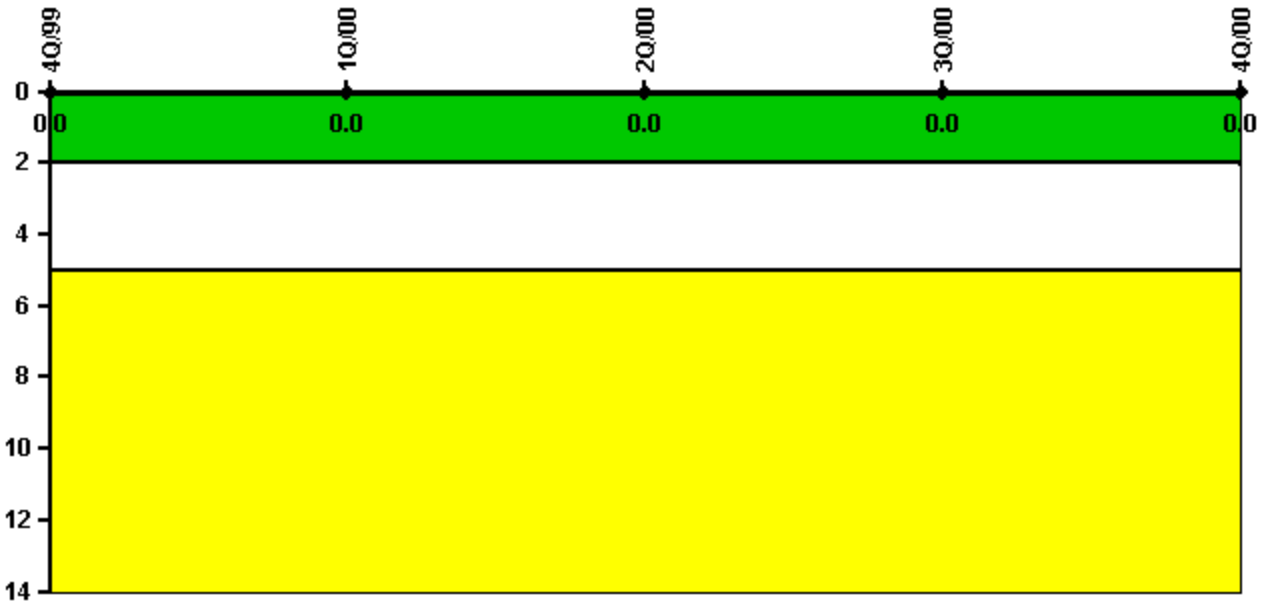
**Licensee Comments:**

3Q/00: 9/2000 data revised to exclude 55 sirens that were part of an unscheduled, post maintenance test. Deletion of these 55 sirens from the total number had no effect on the "green" indicator.

1Q/00: 1/2000 data revised to exclude 55 sirens that were part of a non-routine, unscheduled, Y2K siren poll. Deletion of these 55 sirens from the total number had no effect on the "Green" indicator.

1Q/00: 1/2000 data revised to exclude 55 sirens that were part of a non-routine, unscheduled, Y2K siren poll. Deletion of these 55 sirens from the total number had no effect on the "Green" indicator.

### Occupational Exposure Control Effectiveness



Thresholds: White > 2.0 Yellow > 5.0

**Notes**

Occupational Exposure Control Effectiveness	4Q/99	1Q/00	2Q/00	3Q/00	4Q/00
High radiation area occurrences	0	0	0	0	0
Very high radiation area occurrences	0	0	0	0	0
Unintended exposure occurrences	0	0	0	0	0
<b>Indicator value</b>	<b>0</b>	<b>0</b>	<b>0</b>	<b>0</b>	<b>0</b>

Licensee Comments: none

### RETS/ODCM Radiological Effluent



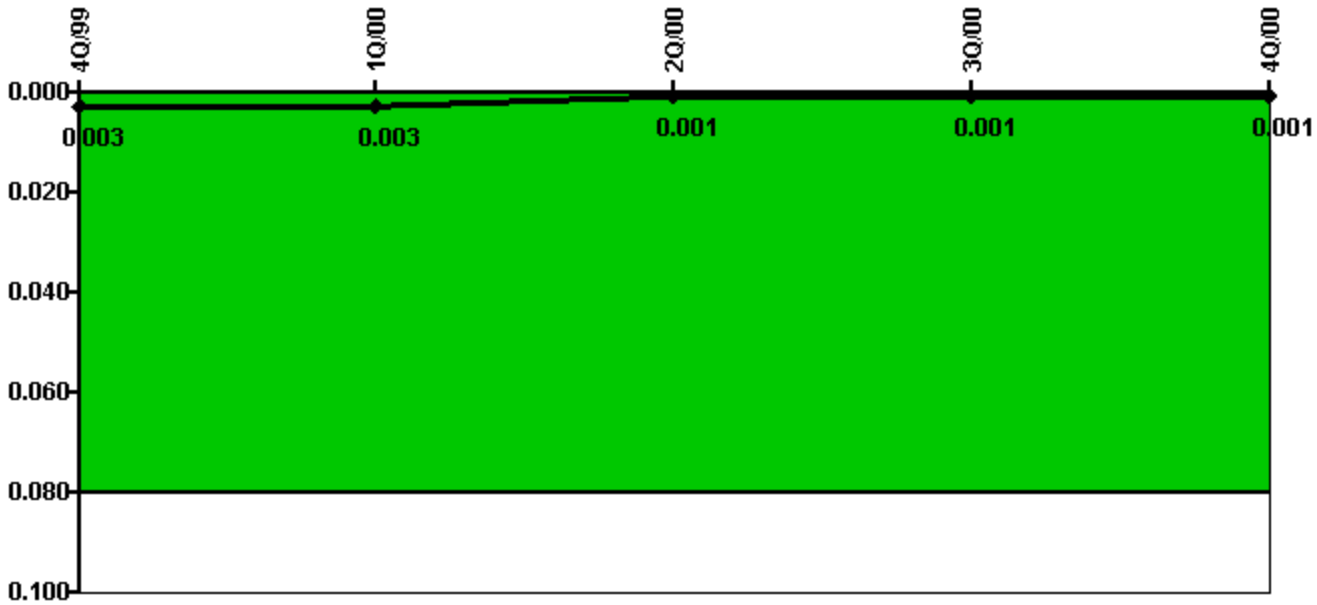
Thresholds: White > 1.0 Yellow > 3.0

#### Notes

RETS/ODCM Radiological Effluent	4Q/99	1Q/00	2Q/00	3Q/00	4Q/00
RETS/ODCM occurrences	0	0	0	0	0
Indicator value	0	0	0	0	0

Licensee Comments: none

### Protected Area Security Performance Index



Thresholds: White > 0.080

#### Notes

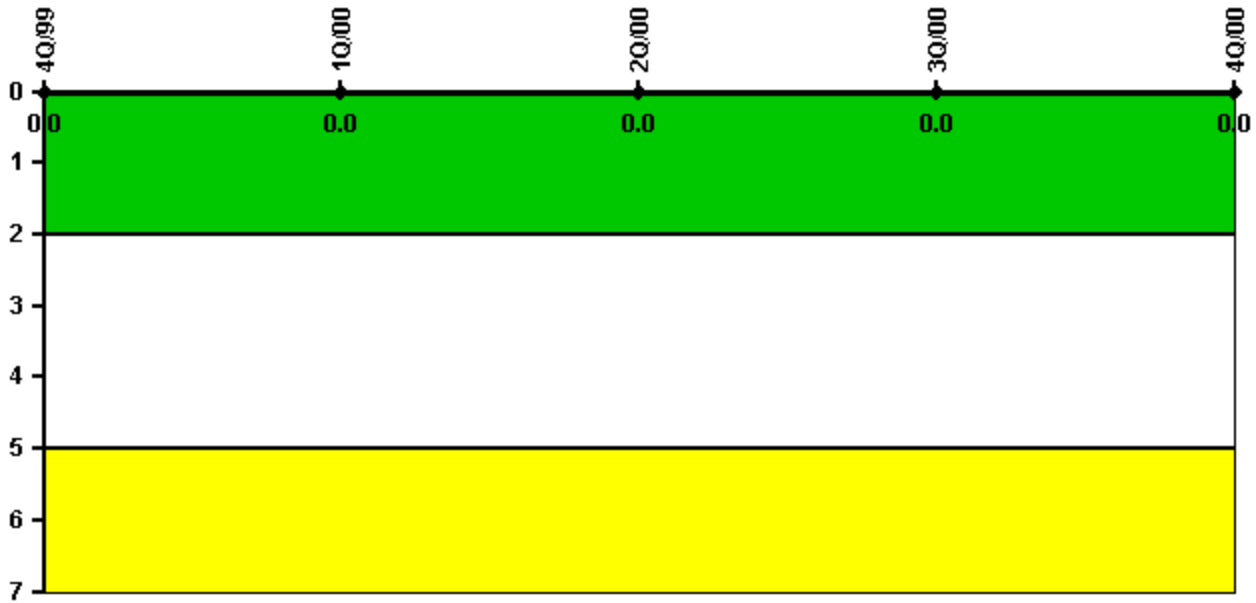
Protected Area Security Performance Index	4Q/99	1Q/00	2Q/00	3Q/00	4Q/00
IDS compensatory hours	5.00	5.00	0	0	10.30
CCTV compensatory hours	0	0	0	0	0
IDS normalization factor	1.00	1.00	1.00	1.00	1.00
CCTV normalization factor	1.0	1.0	1.0	1.0	1.0
<b>Index Value</b>	<b>0.003</b>	<b>0.003</b>	<b>0.001</b>	<b>0.001</b>	<b>0.001</b>

Licensee Comments:

4Q/00: Performance reflects zero (0) hours of CCTV camera operation during this reporting period.



### Personnel Screening Program



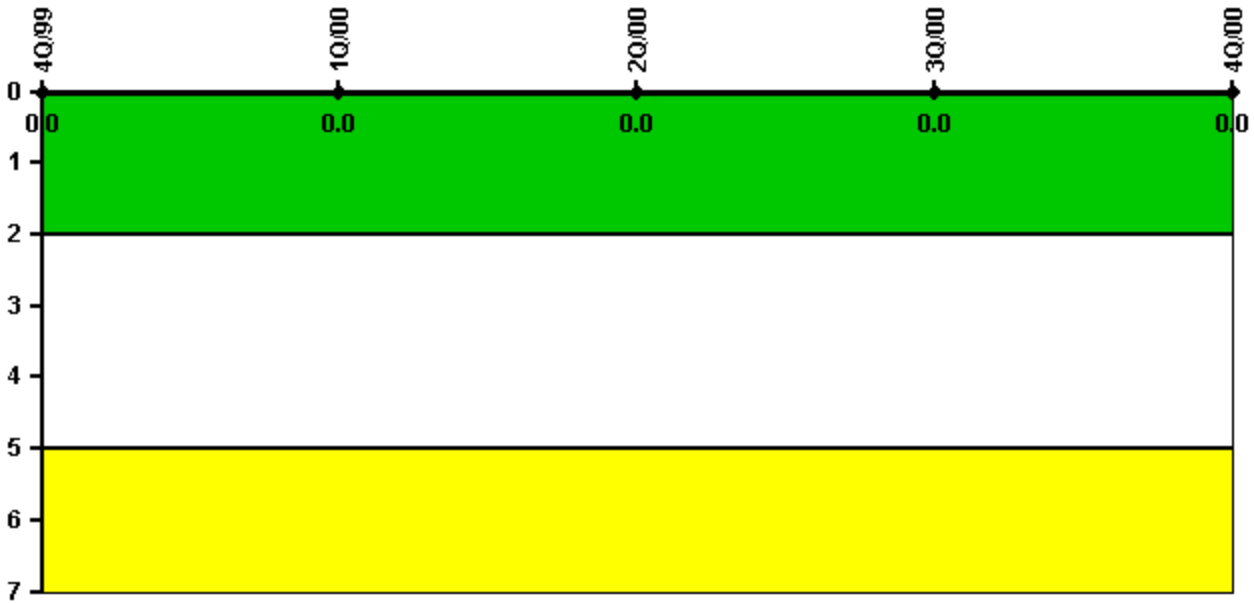
Thresholds: White > 2.0 Yellow > 5.0

#### Notes

Personnel Screening Program	4Q/99	1Q/00	2Q/00	3Q/00	4Q/00
Program failures	0	0	0	0	0
Indicator value	0	0	0	0	0

Licensee Comments: none

### FFD/Personnel Reliability



Thresholds: White > 2.0 Yellow > 5.0

#### Notes

FFD/Personnel Reliability	4Q/99	1Q/00	2Q/00	3Q/00	4Q/00
Program Failures	0	0	0	0	0
Indicator value	0	0	0	0	0

Licensee Comments: none

▲ [PI Summary](#) | [Inspection Findings Summary](#) | [Action Matrix Summary](#) | [Reactor Oversight Process](#)

Last Modified: March 28, 2002