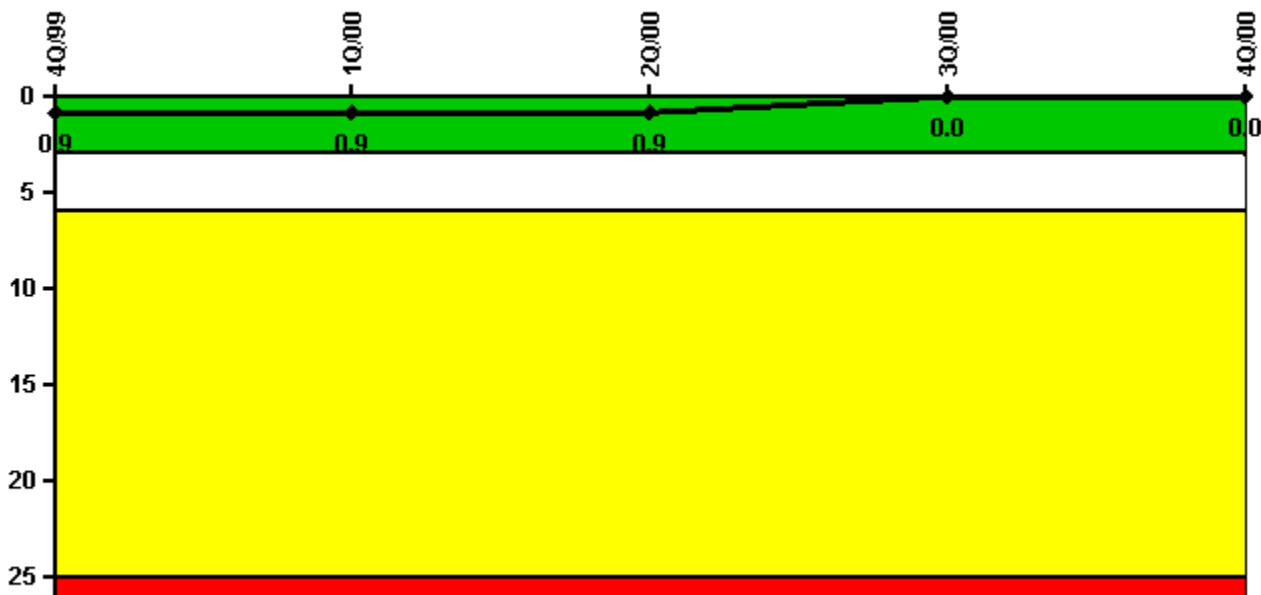


La Salle 1

4Q/2000 Performance Indicators

Licensee's General Comments: none

Unplanned Scrams per 7000 Critical Hrs



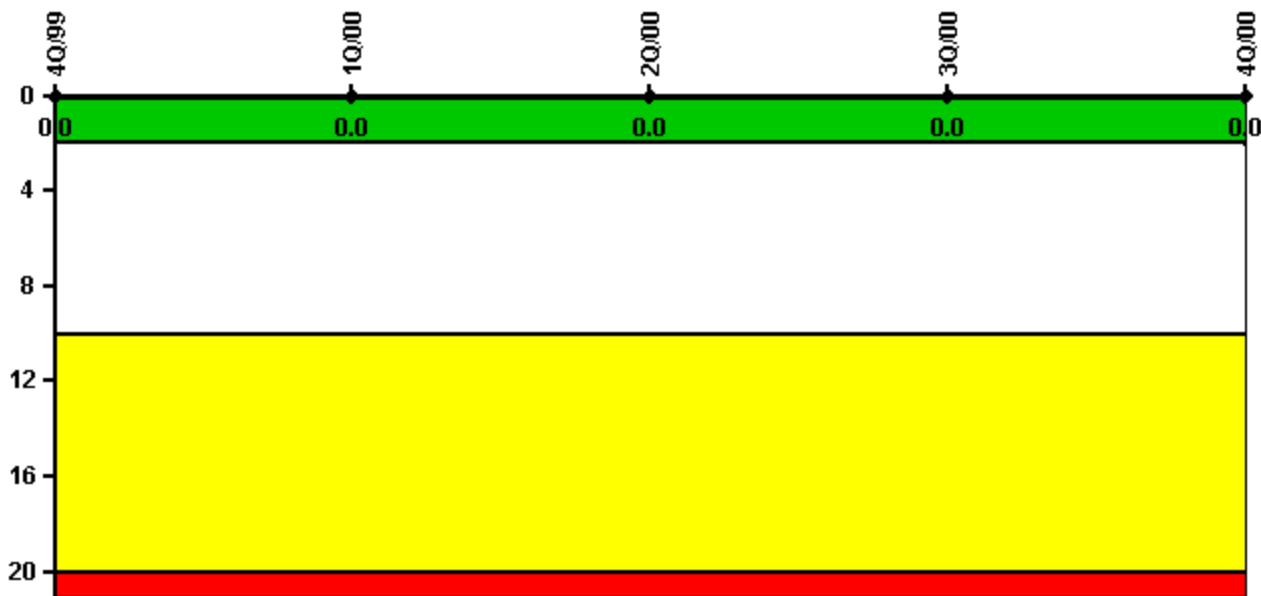
Thresholds: White > 3.0 Yellow > 6.0 Red > 25.0

Notes

Unplanned Scrams per 7000 Critical Hrs	4Q/99	1Q/00	2Q/00	3Q/00	4Q/00
Unplanned scrams	0	0	0	0	0
Critical hours	1509.8	2184.0	2183.0	2208.0	2209.0
Indicator value	0.9	0.9	0.9	0	0

Licensee Comments: none

Scrams with Loss of Normal Heat Removal



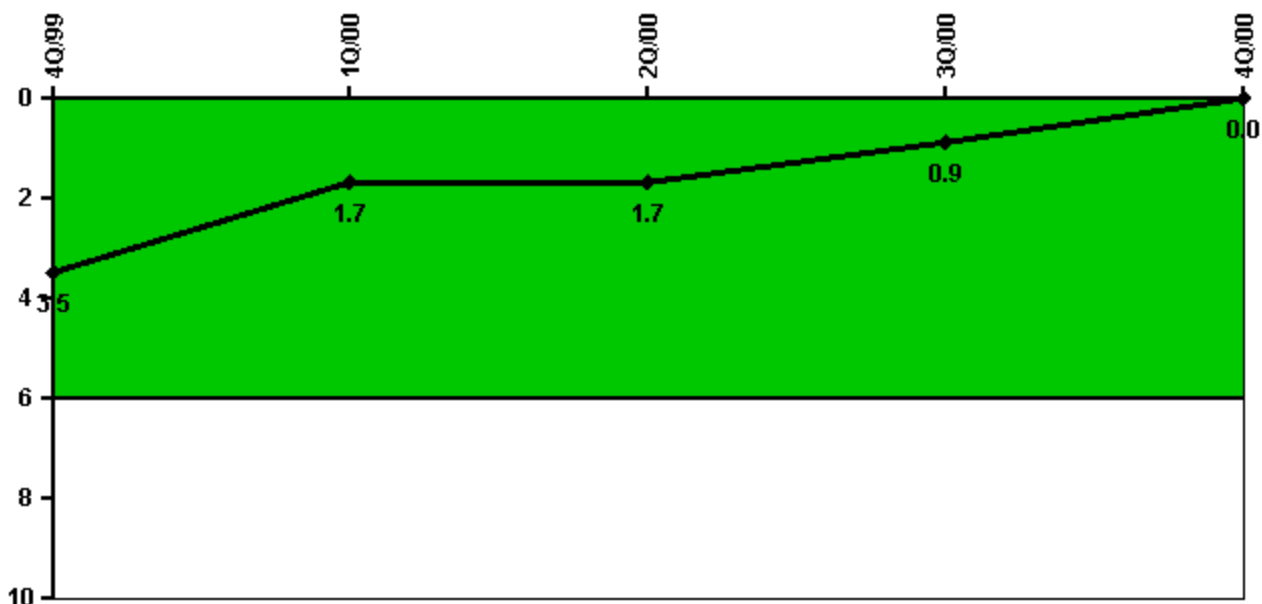
Thresholds: White > 2.0 Yellow > 10.0 Red > 20.0

Notes

Scrams with Loss of Normal Heat Removal	4Q/99	1Q/00	2Q/00	3Q/00	4Q/00
Scrams	0	0	0	0	0
Indicator value	0	0	0	0	0

Licensee Comments: none

Unplanned Power Changes per 7000 Critical Hrs



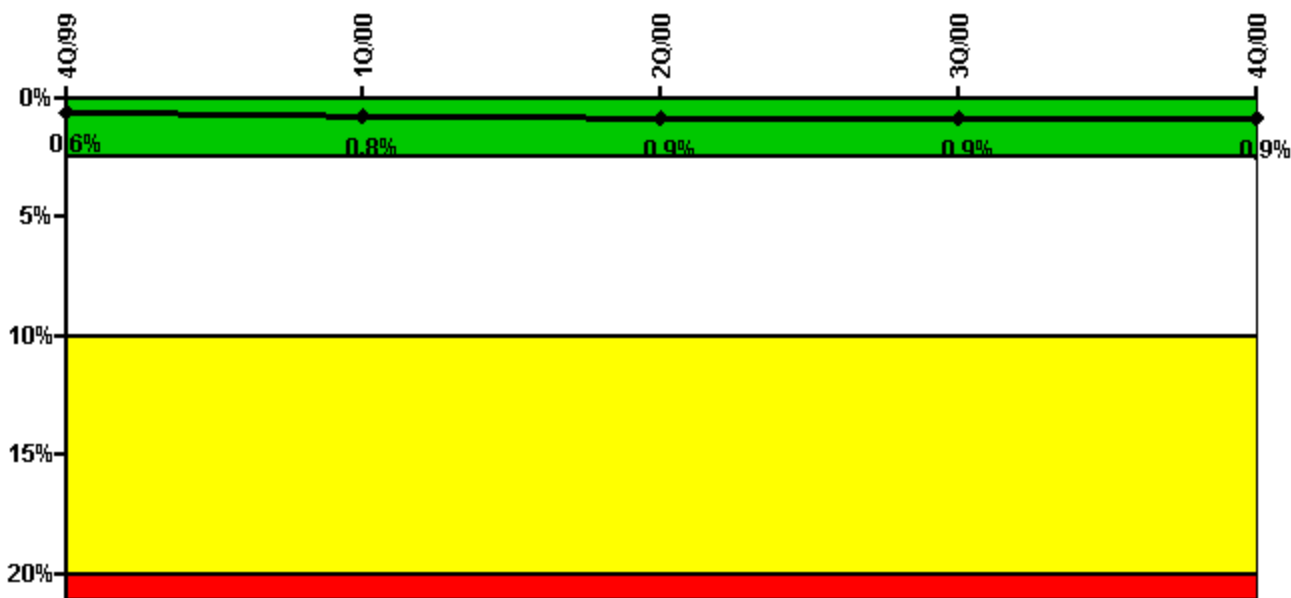
Thresholds: White > 6.0

Notes

Unplanned Power Changes per 7000 Critical Hrs	4Q/99	1Q/00	2Q/00	3Q/00	4Q/00
Unplanned power changes	1.0	0	0	0	0
Critical hours	1509.8	2184.0	2183.0	2208.0	2209.0
Indicator value	3.5	1.7	1.7	0.9	0

Licensee Comments: none

Safety System Unavailability, Emergency AC Power, >2EDG



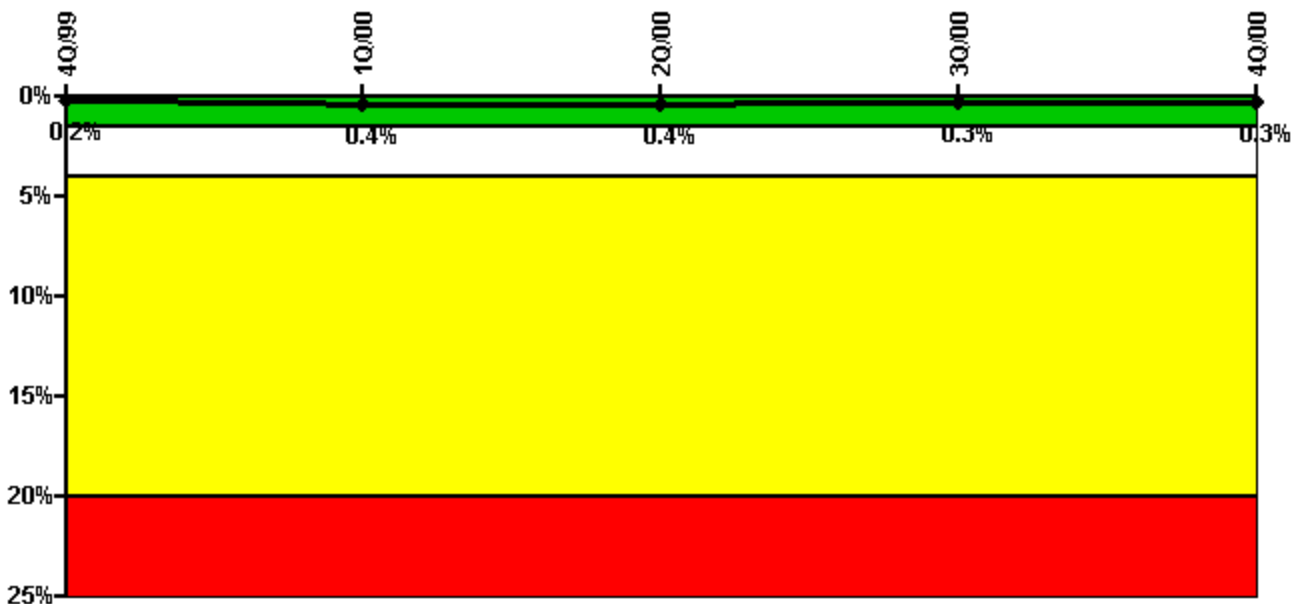
Thresholds: White > 2.5% Yellow > 10.0% Red > 20.0%

Notes

Safety System Unavailability, Emergency AC Power, >2EDG	4Q/99	1Q/00	2Q/00	3Q/00	4Q/00
Train 1					
Planned unavailable hours	134.30	40.35	0.85	9.73	18.22
Unplanned unavailable hours	0	0	17.00	0	0.75
Fault exposure hours	0	0	0	0	0
Effective Reset hours	0	0	0	0	0
Required hours	2209.00	2184.00	2183.00	2208.00	2209.00
Train 2					
Planned unavailable hours	1.30	39.57	1.05	5.93	1.00
Unplanned unavailable hours	0	5.77	0	0	0
Fault exposure hours	0	0	0	0	0
Effective Reset hours	0	0	0	0	0
Required hours	2209.00	2184.00	2183.00	2208.00	2209.00
Train 3					
Planned unavailable hours	13.20	32.75	43.90	0.75	2.31
Unplanned unavailable hours	0	0	0	0	0
Fault exposure hours	0	0	0	0	0
Effective Reset hours	0	0	0	0	0
Required hours	2209.00	2184.00	2183.00	2208.00	2209.00
Indicator value	0.6%	0.8%	0.9%	0.9%	0.9%

Licensee Comments: none

Safety System Unavailability, High Pressure Injection System (HPCS)



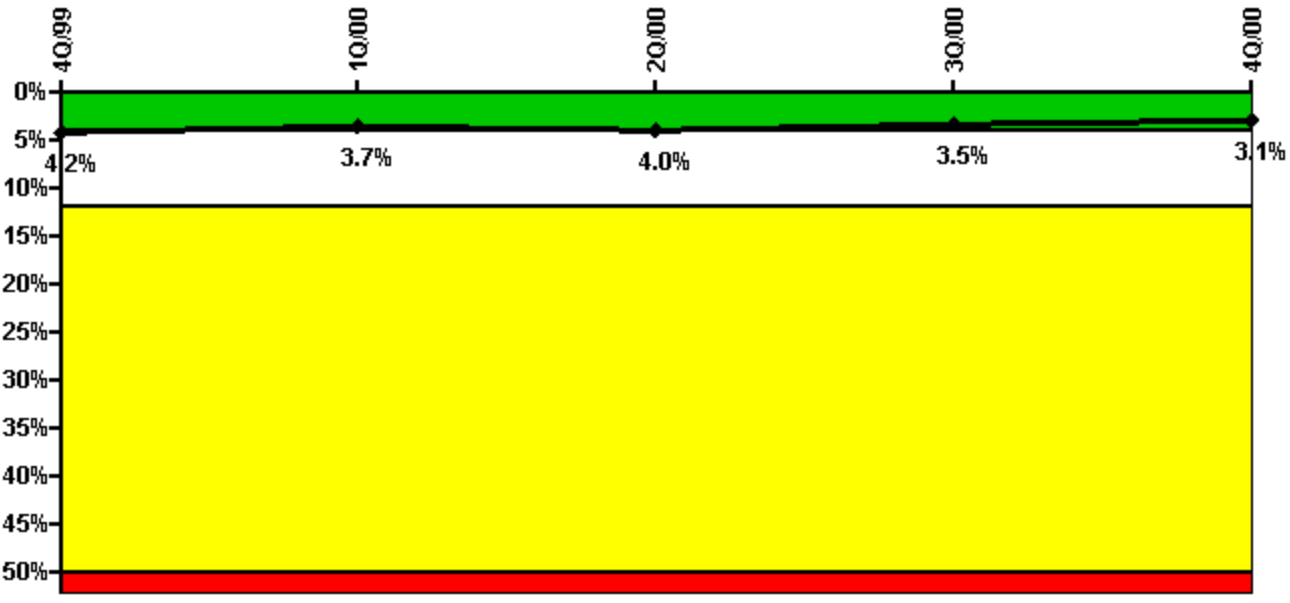
Thresholds: White > 1.5% Yellow > 4.0% Red > 20.0%

Notes

Safety System Unavailability, High Pressure Injection System (HPCS)	4Q/99	1Q/00	2Q/00	3Q/00	4Q/00
Train 1					
Planned unavailable hours	0	29.40	4.60	2.70	2.70
Unplanned unavailable hours	0	0	0	0	0
Fault exposure hours	0	0	0	0	0
Effective Reset hours	0	0	0	0	0
Required hours	1509.80	2184.00	2183.00	2208.00	2209.00
Indicator value	0.2%	0.4%	0.4%	0.3%	0.3%

Licensee Comments: none

Safety System Unavailability, Heat Removal System (RCIC)



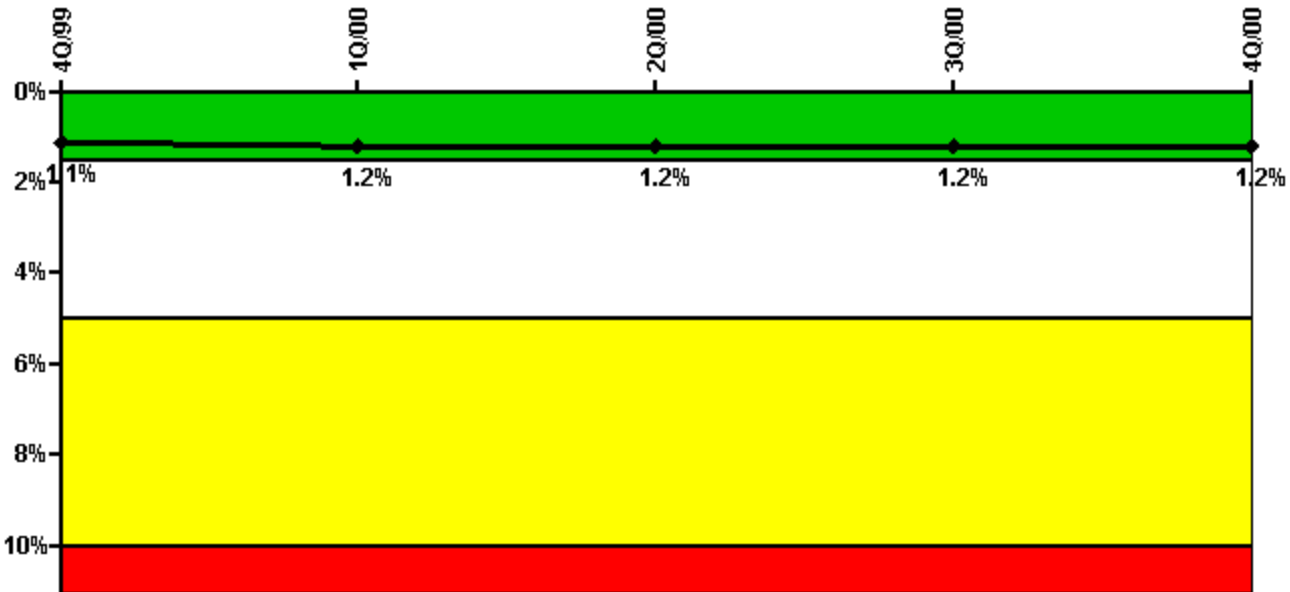
Thresholds: White > 4.0% Yellow > 12.0% Red > 50.0%

Notes

Safety System Unavailability, Heat Removal System (RCIC)	4Q/99	1Q/00	2Q/00	3Q/00	4Q/00
Train 1					
Planned unavailable hours	0	24.80	92.30	6.50	1.80
Unplanned unavailable hours	5.90	0	20.40	0	0
Fault exposure hours	0	0	5.40	0	0
Effective Reset hours	0	0	0	0	0
Required hours	1509.80	2184.00	2183.00	2208.00	2209.00
Indicator value	4.2%	3.7%	4.0%	3.5%	3.1%

Licensee Comments: none

Safety System Unavailability, Residual Heat Removal System



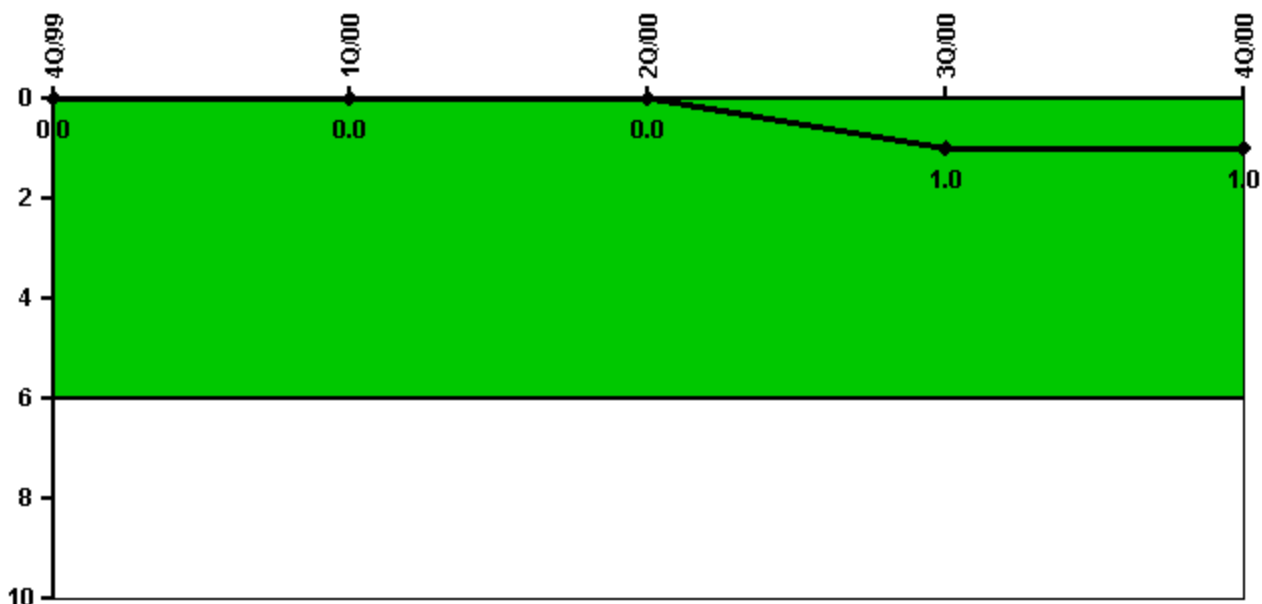
Thresholds: White > 1.5% Yellow > 5.0% Red > 10.0%

Notes

Safety System Unavailability, Residual Heat Removal System	4Q/99	1Q/00	2Q/00	3Q/00	4Q/00
Train 1					
Planned unavailable hours	14.20	29.90	39.40	2.60	0
Unplanned unavailable hours	0	0	0	0	0
Fault exposure hours	0	0	0	0	0
Effective Reset hours	0	0	0	0	0
Required hours	2209.00	2184.00	2183.00	2208.00	2209.00
Train 2					
Planned unavailable hours	128.00	20.90	9.10	0.70	0
Unplanned unavailable hours	183.20	0	0	4.60	0
Fault exposure hours	0	0	0	0	0
Effective Reset hours	0	0	0	0	0
Required hours	2209.00	2184.00	2183.00	2208.00	2209.00
Indicator value	1.1%	1.2%	1.2%	1.2%	1.2%

Licensee Comments: none

Safety System Functional Failures (BWR)



Thresholds: White > 6.0

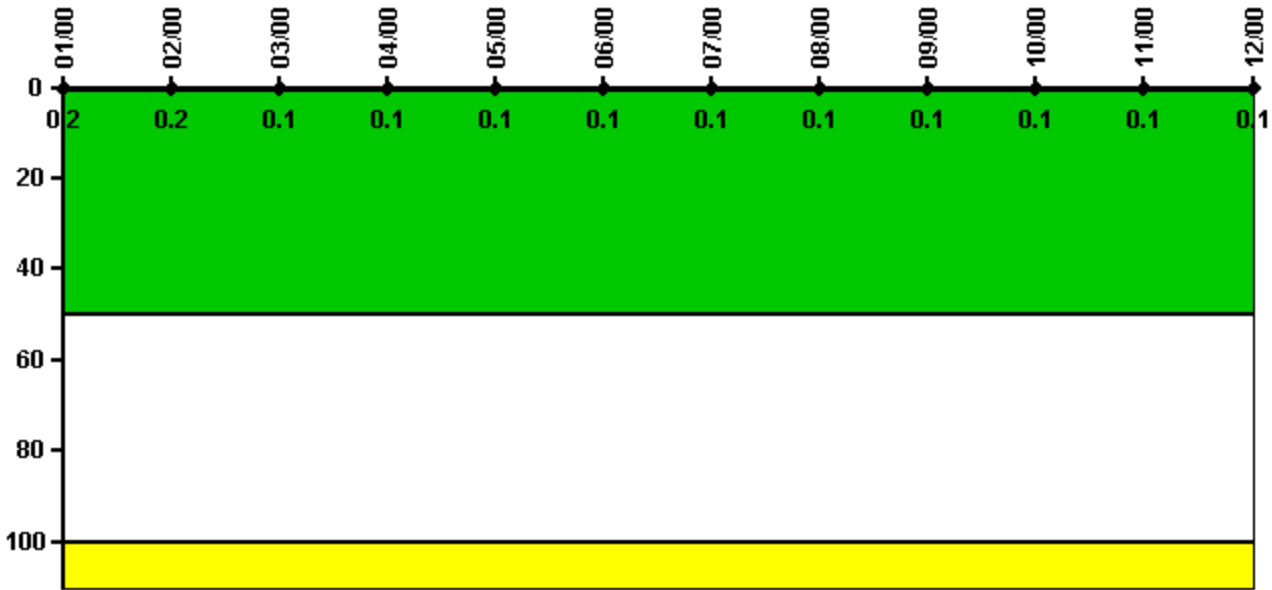
Notes

Safety System Functional Failures (BWR)	4Q/99	1Q/00	2Q/00	3Q/00	4Q/00
Safety System Functional Failures	0	0	0	1	0
Indicator value	0	0	0	1	1

Licensee Comments:

3Q/00: July 2000 SSFF missed in initial review. Issue found by NRC Resident Inspector.

Reactor Coolant System Activity



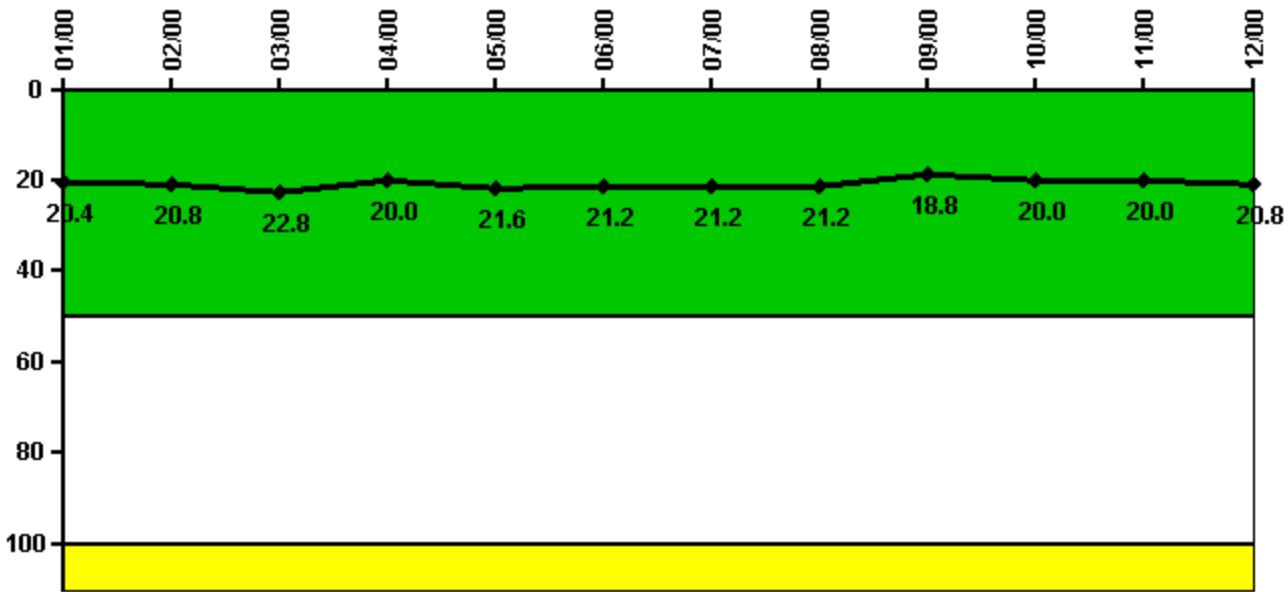
Thresholds: White > 50.0 Yellow > 100.0

Notes

Reactor Coolant System Activity	1/00	2/00	3/00	4/00	5/00	6/00	7/00	8/00	9/00	10/00	11/00	12/00
Maximum activity	0.000390	0.000490	0.000160	0.000250	0.000150	0.000200	0.000120	0.000120	0.000130	0.000100	0.000100	0.000100
Technical specification limit	0.2	0.2	0.2	0.2	0.2	0.2	0.2	0.2	0.2	0.2	0.2	0.2
Indicator value	0.2	0.2	0.1	0.1	0.1	0.1	0.1	0.1	0.1	0.1	0.1	0.1

Licensee Comments: none

Reactor Coolant System Leakage



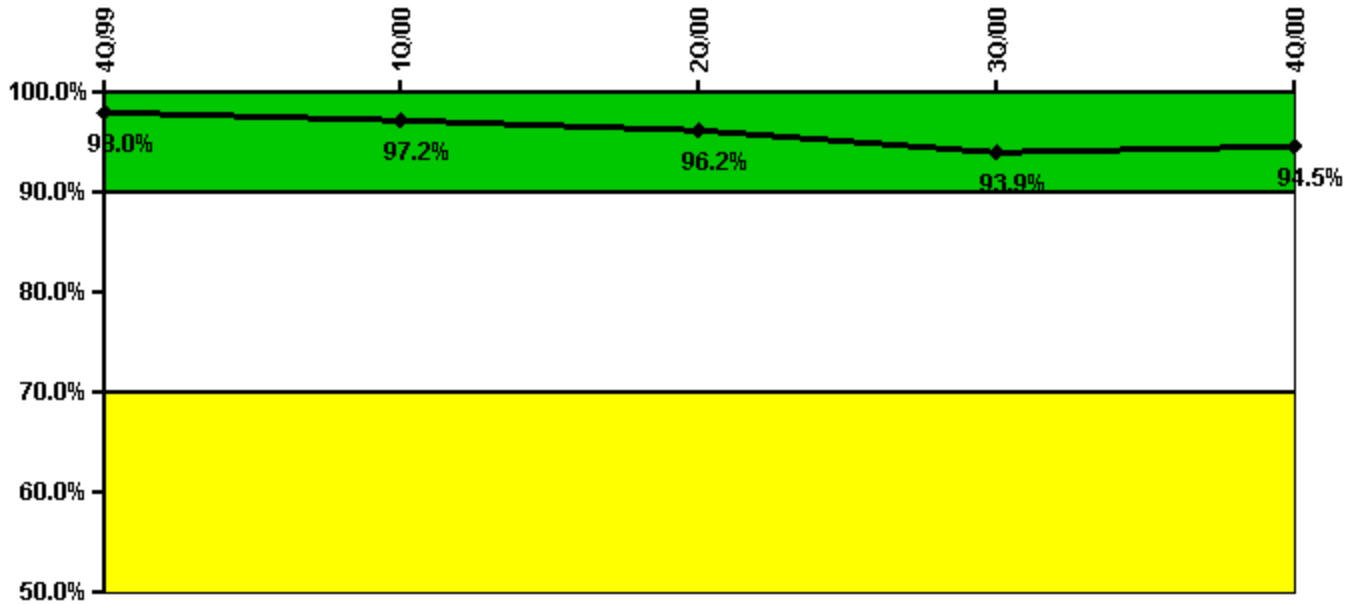
Thresholds: White > 50.0 Yellow > 100.0

Notes

Reactor Coolant System Leakage	1/00	2/00	3/00	4/00	5/00	6/00	7/00	8/00	9/00	10/00	11/00	12/00
Maximum leakage	5.100	5.200	5.700	5.000	5.400	5.300	5.300	5.300	4.700	5.000	5.000	5.200
Technical specification limit	25.0	25.0	25.0	25.0	25.0	25.0	25.0	25.0	25.0	25.0	25.0	25.0
Indicator value	20.4	20.8	22.8	20.0	21.6	21.2	21.2	21.2	18.8	20.0	20.0	20.8

Licensee Comments: none

Drill/Exercise Performance



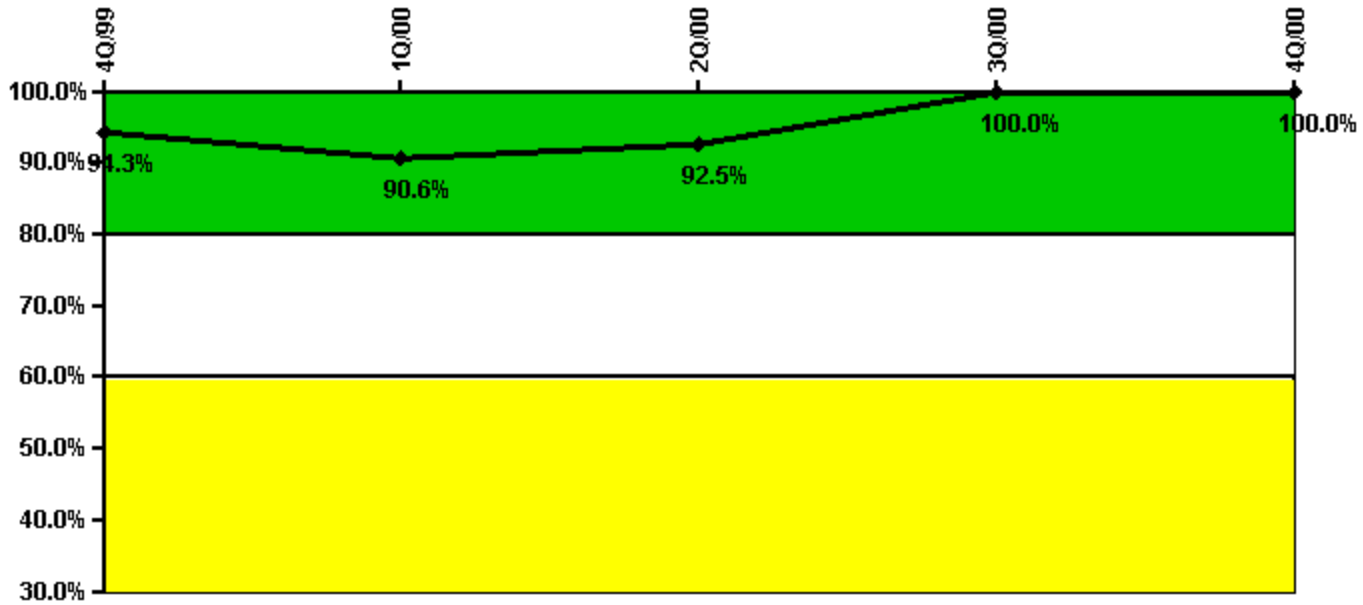
Thresholds: White < 90.0% Yellow < 70.0%

Notes

Drill/Exercise Performance	4Q/99	1Q/00	2Q/00	3Q/00	4Q/00
Successful opportunities	0	5.0	19.0	42.0	14.0
Total opportunities	0	5.0	20.0	46.0	14.0
Indicator value	98.0%	97.2%	96.2%	93.9%	94.5%

Licensee Comments: none

ERO Drill Participation



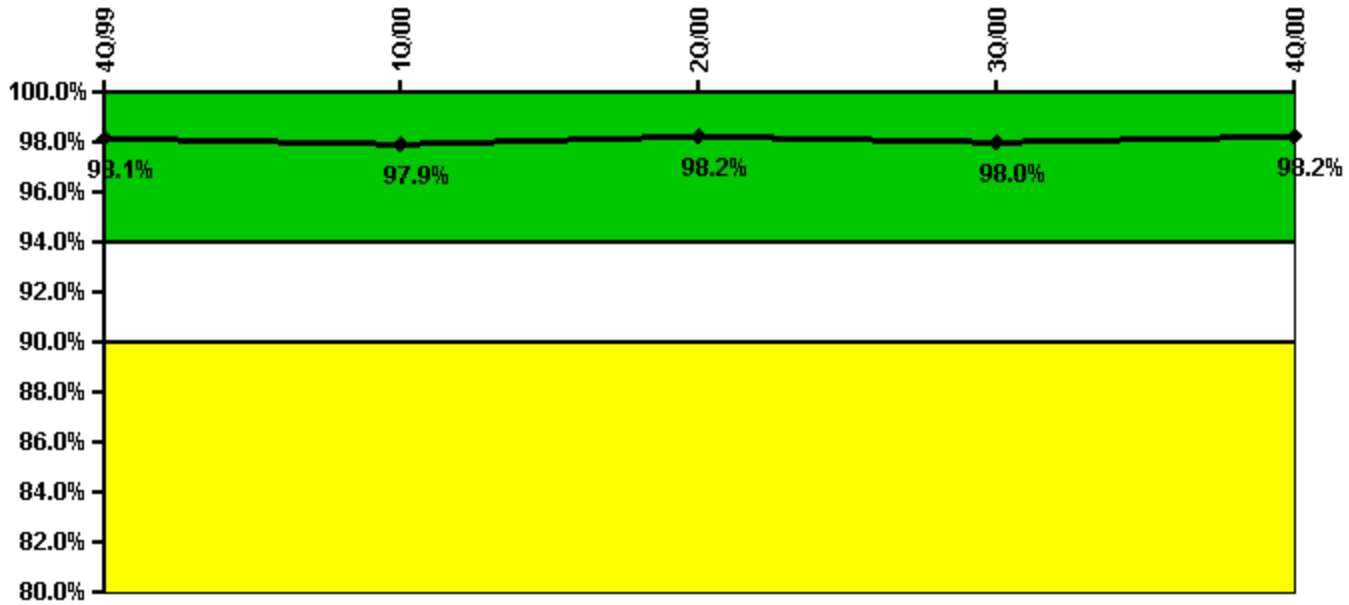
Thresholds: White < 80.0% Yellow < 60.0%

Notes

ERO Drill Participation	4Q/99	1Q/00	2Q/00	3Q/00	4Q/00
Participating Key personnel	50.0	48.0	49.0	56.0	51.0
Total Key personnel	53.0	53.0	53.0	56.0	51.0
Indicator value	94.3%	90.6%	92.5%	100.0%	100.0%

Licensee Comments: none

Alert & Notification System



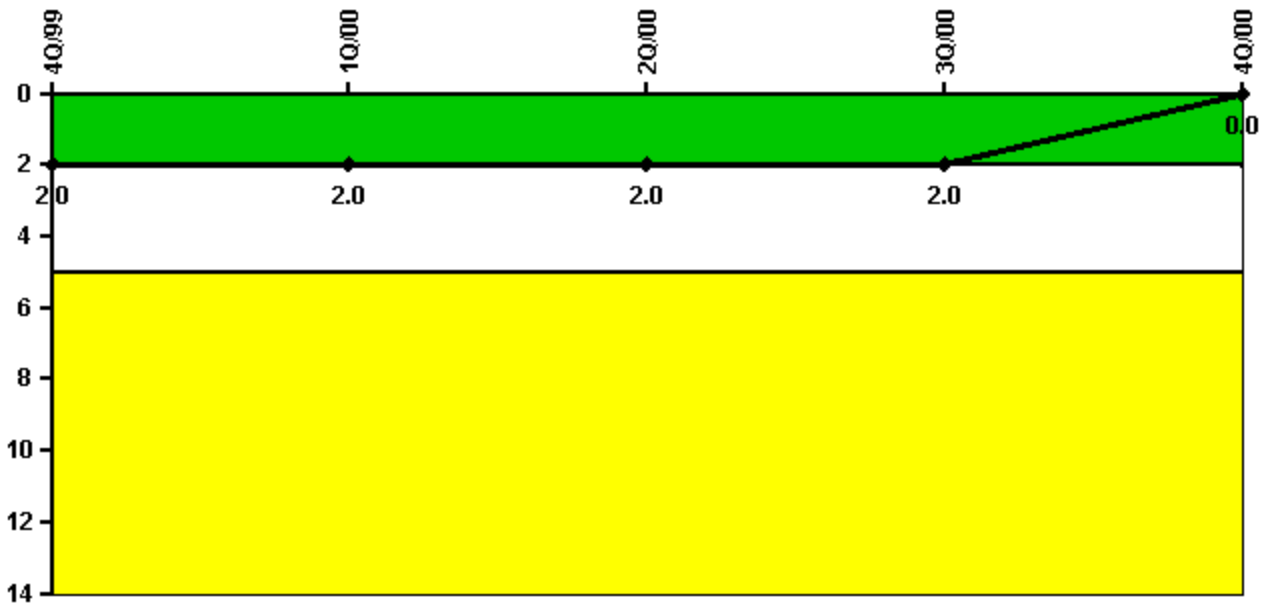
Thresholds: White < 94.0% Yellow < 90.0%

Notes

Alert & Notification System	4Q/99	1Q/00	2Q/00	3Q/00	4Q/00
Successful siren-tests	2097	2143	2129	2093	2117
Total sirens-tests	2142	2176	2176	2142	2142
Indicator value	98.1%	97.9%	98.2%	98.0%	98.2%

Licensee Comments: none

Occupational Exposure Control Effectiveness



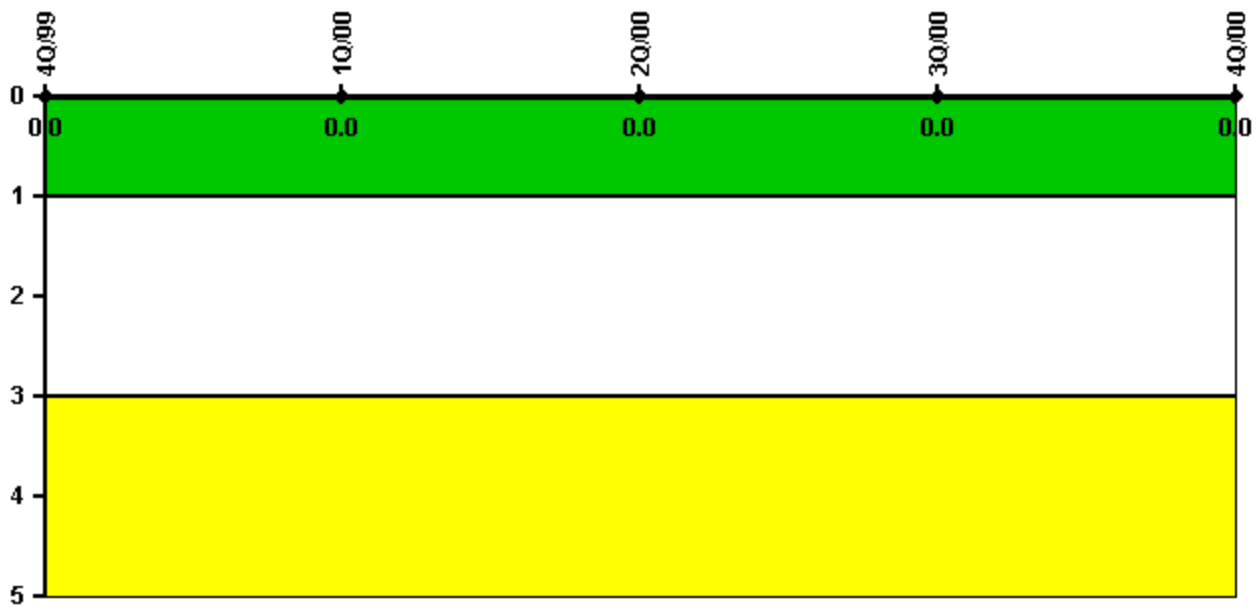
Thresholds: White > 2.0 Yellow > 5.0

Notes

Occupational Exposure Control Effectiveness	4Q/99	1Q/00	2Q/00	3Q/00	4Q/00
High radiation area occurrences	2	0	0	0	0
Very high radiation area occurrences	0	0	0	0	0
Unintended exposure occurrences	0	0	0	0	0
Indicator value	2	2	2	2	0

Licensee Comments: none

RETS/ODCM Radiological Effluent



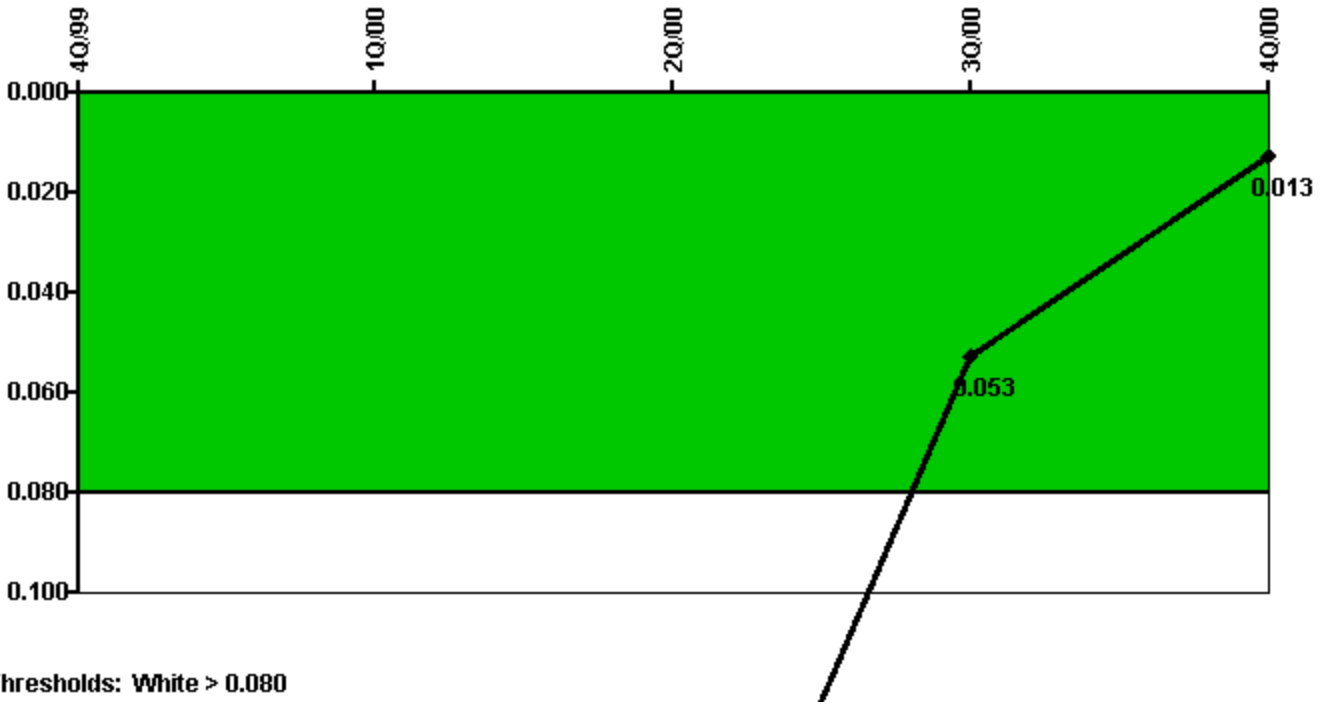
Thresholds: White > 1.0 Yellow > 3.0

Notes

RETS/ODCM Radiological Effluent	4Q/99	1Q/00	2Q/00	3Q/00	4Q/00
RETS/ODCM occurrences	0	0	0	0	0
Indicator value	0	0	0	0	0

Licensee Comments: none

Protected Area Security Performance Index

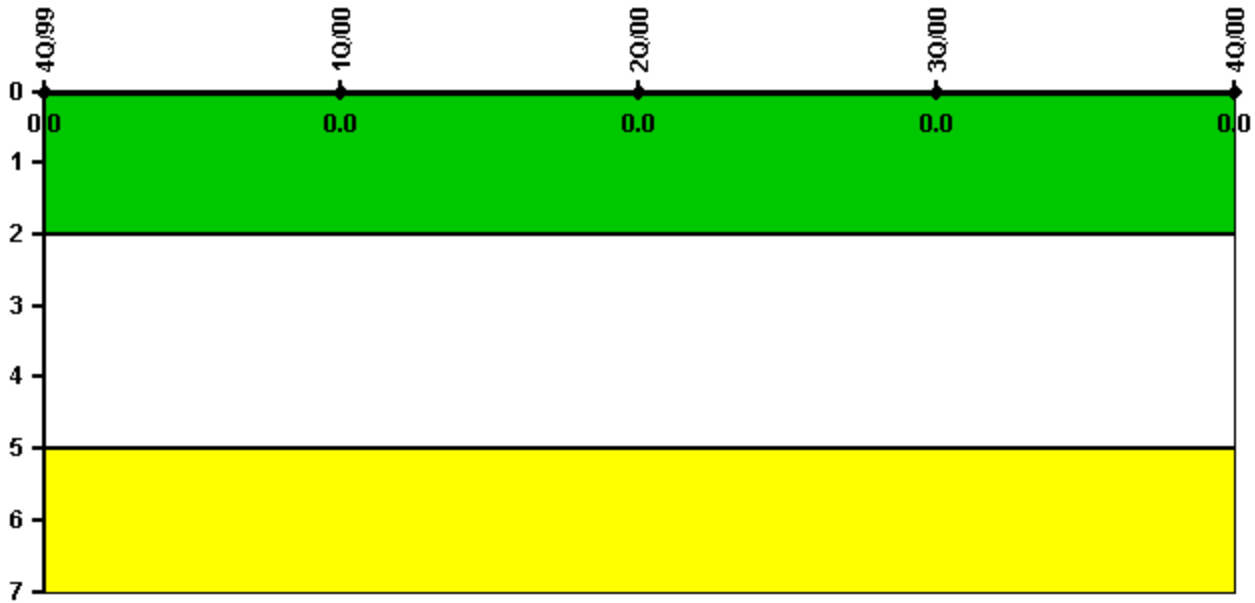


Notes

Protected Area Security Performance Index	4Q/99	1Q/00	2Q/00	3Q/00	4Q/00
IDS compensatory hours	657.40	81.30	12.60	30.50	31.30
CCTV compensatory hours	205.1	9.6	32.0	30.7	20.0
IDS normalization factor	1.20	1.20	1.20	1.20	1.20
CCTV normalization factor	1.0	1.0	1.0	1.0	1.0
Index Value	0.353	0.289	0.190	0.053	0.013

Licensee Comments: none

Personnel Screening Program



Thresholds: White > 2.0 Yellow > 5.0

Notes

Personnel Screening Program	4Q/99	1Q/00	2Q/00	3Q/00	4Q/00
Program failures	0	0	0	0	0
Indicator value	0	0	0	0	0

Licensee Comments: none

FFD/Personnel Reliability



Thresholds: White > 2.0 Yellow > 5.0

Notes

FFD/Personnel Reliability	4Q/99	1Q/00	2Q/00	3Q/00	4Q/00
Program Failures	0	0	0	0	0
Indicator value	0	0	0	0	0

Licensee Comments: none

▲ [PI Summary](#) | [Inspection Findings Summary](#) | [Action Matrix Summary](#) | [Reactor Oversight Process](#)

Last Modified: March 28, 2002