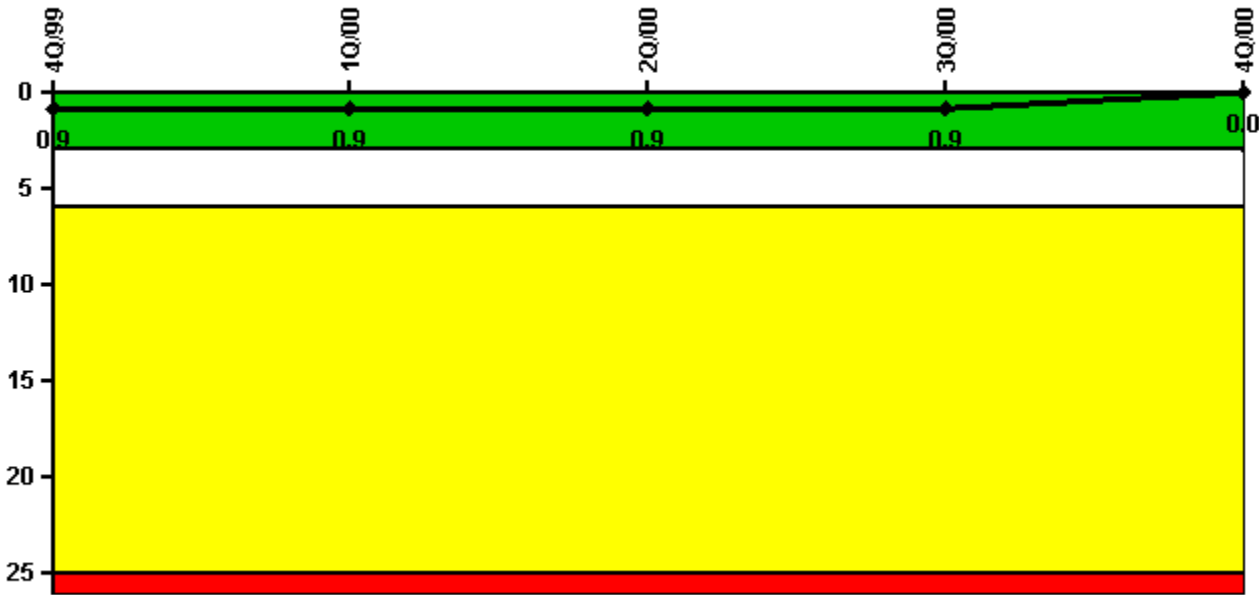


## Diablo Canyon 2

### 4Q/2000 Performance Indicators

Licensee's General Comments: none

#### Unplanned Scrams per 7000 Critical Hrs



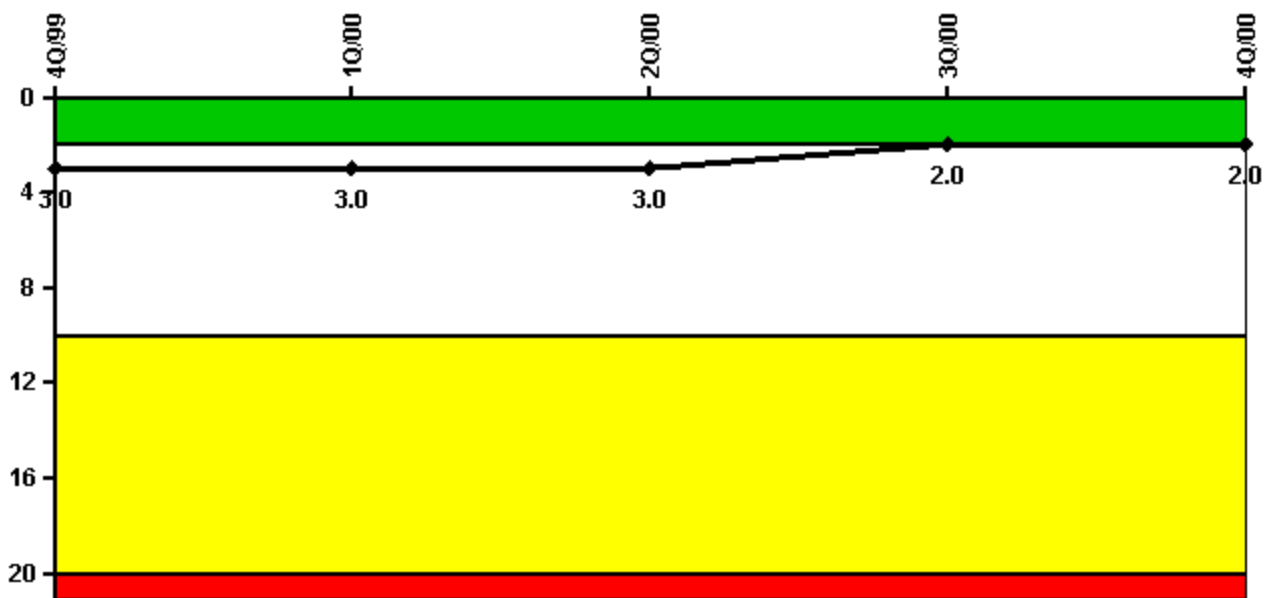
Thresholds: White > 3.0 Yellow > 6.0 Red > 25.0

#### Notes

Unplanned Scrams per 7000 Critical Hrs	4Q/99	1Q/00	2Q/00	3Q/00	4Q/00
Unplanned scrams	1.0	0	0	0	0
Critical hours	1516.8	2184.0	2183.0	1983.3	2209.0
<b>Indicator value</b>	<b>0.9</b>	<b>0.9</b>	<b>0.9</b>	<b>0.9</b>	<b>0</b>

Licensee Comments: none

### Scrams with Loss of Normal Heat Removal



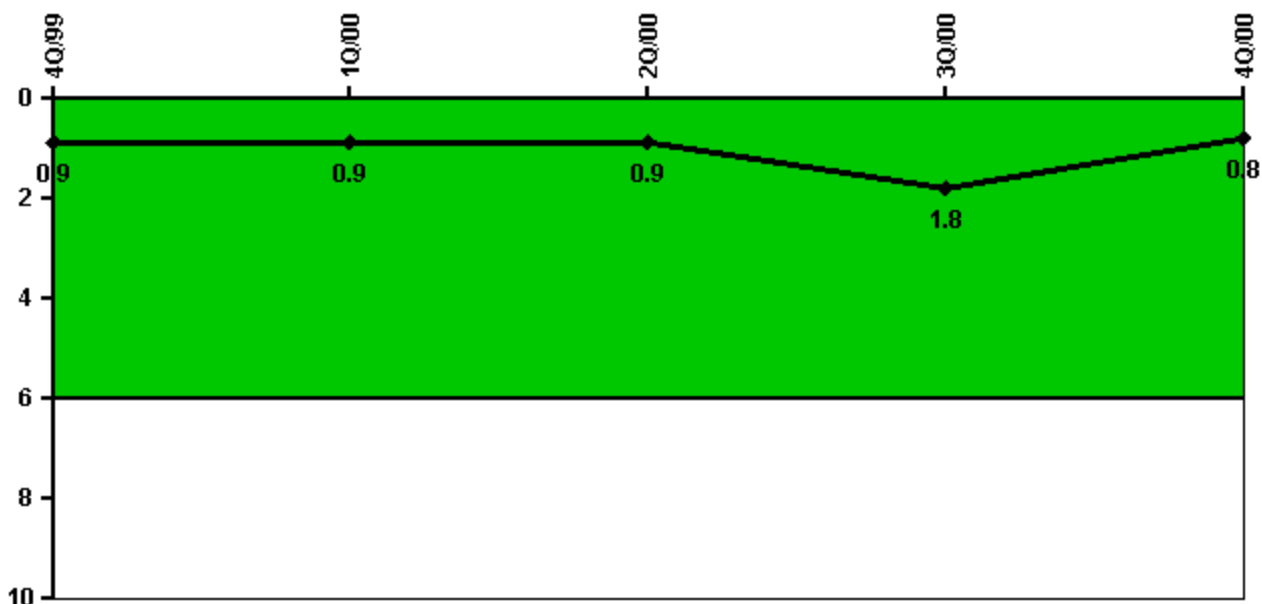
Thresholds: White > 2.0 Yellow > 10.0 Red > 20.0

#### Notes

Scrams with Loss of Normal Heat Removal	4Q/99	1Q/00	2Q/00	3Q/00	4Q/00
Scrams	1.0	0	0	0	0
Indicator value	3.0	3.0	3.0	2.0	2.0

Licensee Comments: none

### Unplanned Power Changes per 7000 Critical Hrs



Thresholds: White > 6.0

#### Notes

Unplanned Power Changes per 7000 Critical Hrs	4Q/99	1Q/00	2Q/00	3Q/00	4Q/00
Unplanned power changes	1.0	0	0	1.0	0
Critical hours	1516.8	2184.0	2183.0	1983.3	2209.0
Indicator value	0.9	0.9	0.9	1.8	0.8

Licensee Comments:

4Q/00: The PI value for 4Q00 was reduced from 1 to 0 based on the deletion of a 12/22/00 power change that need not be counted under this PI per FAQ #274. The change does not affect any other periods, and does not affect the color of the PI.

### Safety System Unavailability, Emergency AC Power, >2EDG



Thresholds: White > 2.5% Yellow > 10.0% Red > 20.0%

#### Notes

Safety System Unavailability, Emergency AC Power, >2EDG	4Q/99	1Q/00	2Q/00	3Q/00	4Q/00
<b>Train 1</b>					
Planned unavailable hours	0.50	32.02	0.10	1.80	0.20
Unplanned unavailable hours	0	0	0	0	0
Fault exposure hours	0	0	0	0	0
Effective Reset hours	0	0	0	0	0
Required hours	2209.00	2184.00	2183.00	2208.00	2209.00
<b>Train 2</b>					
Planned unavailable hours	0.30	34.73	0.10	1.30	0.10
Unplanned unavailable hours	0	0	0	0	0
Fault exposure hours	0	0	0	0	0
Effective Reset hours	0	0	0	0	0
Required hours	2209.00	2184.00	2183.00	2208.00	2209.00
<b>Train 3</b>					
Planned unavailable hours	0.10	25.47	0.10	1.30	0.10
Unplanned unavailable hours	0	0	0	0	0
Fault exposure hours	0	0	0	0	0
Effective Reset hours	0	0	0	0	0
Required hours	2209.00	2184.00	2183.00	2208.00	2209.00
<b>Indicator value</b>	<b>0.4%</b>	<b>0.4%</b>	<b>0.4%</b>	<b>0.4%</b>	<b>0.3%</b>

Licensee Comments: none

### Safety System Unavailability, High Pressure Injection System (HPSI)



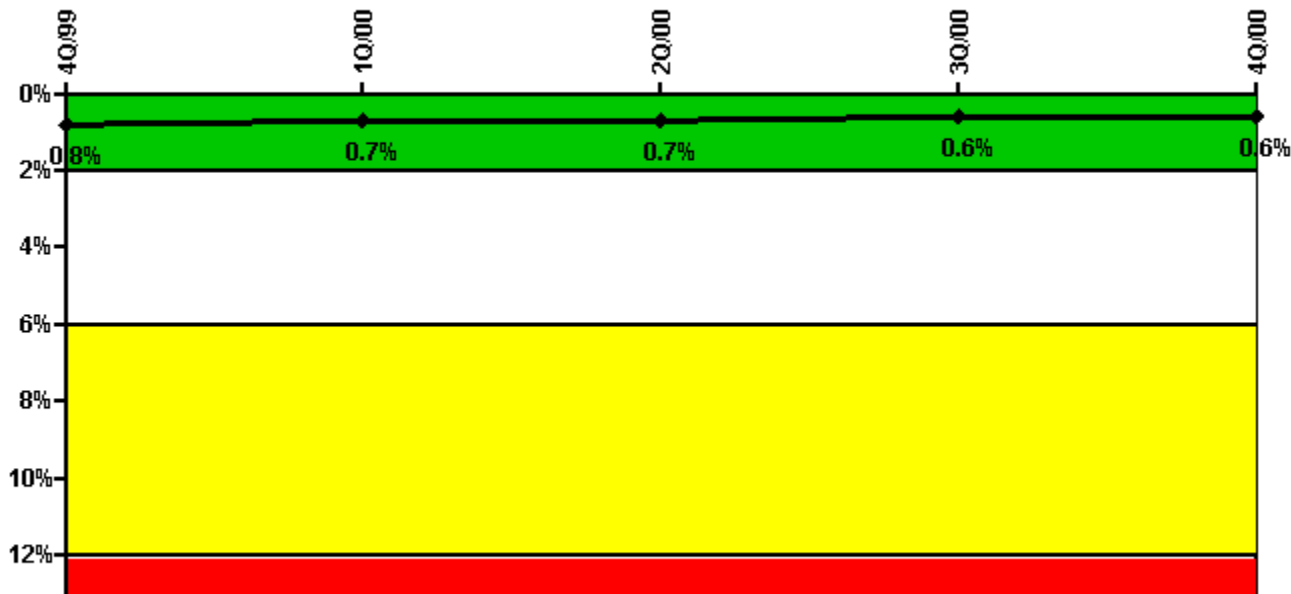
Thresholds: White > 1.5% Yellow > 5.0% Red > 10.0%

#### Notes

Safety System Unavailability, High Pressure Injection System (HPSI)	4Q/99	1Q/00	2Q/00	3Q/00	4Q/00
<b>Train 1</b>					
Planned unavailable hours	0	39.83	31.50	18.60	0
Unplanned unavailable hours	0	0	0	0	0
Fault exposure hours	0	0	0	0	0
Effective Reset hours	0	0	0	0	0
Required hours	1516.80	2184.00	2183.00	1983.30	2209.00
<b>Train 2</b>					
Planned unavailable hours	0	33.80	0	0	12.30
Unplanned unavailable hours	0	0.77	0	0	0
Fault exposure hours	0	0	0	0	0
Effective Reset hours	0	0	0	0	0
Required hours	1516.80	2184.00	2183.00	1983.30	2209.00
<b>Train 3</b>					
Planned unavailable hours	0.20	11.82	10.30	0.20	21.80
Unplanned unavailable hours	0	0	0	0	0
Fault exposure hours	0	0	0	0	0
Effective Reset hours	0	0	0	0	0
Required hours	1516.80	2184.00	2183.00	1983.30	2209.00
<b>Train 4</b>					
Planned unavailable hours	0.10	3.23	11.20	12.20	0.10
Unplanned unavailable hours	0	0	0	0	0
Fault exposure hours	0	0	0	0	0
Effective Reset hours	0	0	0	0	0
Required hours	1516.80	2184.00	2183.00	1983.30	2209.00
<b>Indicator value</b>	<b>0.8%</b>	<b>0.8%</b>	<b>0.8%</b>	<b>0.8%</b>	<b>0.8%</b>

Licensee Comments: none

### Safety System Unavailability, Heat Removal System (AFW)



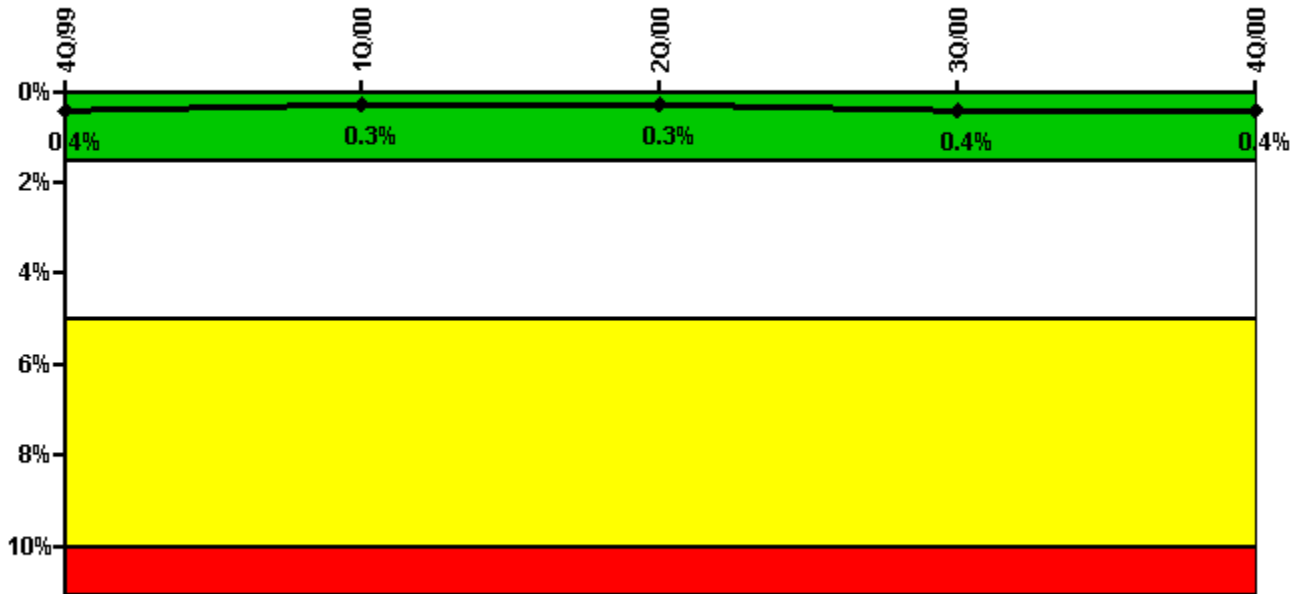
Thresholds: White > 2.0% Yellow > 6.0% Red > 12.0%

#### Notes

Safety System Unavailability, Heat Removal System (AFW)	4Q/99	1Q/00	2Q/00	3Q/00	4Q/00
<b>Train 1</b>					
Planned unavailable hours	30.50	0.90	19.50	16.50	15.50
Unplanned unavailable hours	0	0	0	0	0
Fault exposure hours	0	0	0	0	0
Effective Reset hours	0	0	0	0	0
Required hours	1516.80	2184.00	2183.00	1983.30	2209.00
<b>Train 2</b>					
Planned unavailable hours	1.20	14.27	0.70	14.20	1.60
Unplanned unavailable hours	0	0	0	0	0
Fault exposure hours	0	0	0	0	0
Effective Reset hours	0	0	0	0	0
Required hours	1516.80	2184.00	2183.00	1983.30	2209.00
<b>Train 3</b>					
Planned unavailable hours	1.30	9.42	0.90	0.80	12.90
Unplanned unavailable hours	0	0	0	0	0
Fault exposure hours	0	0	0	0	0
Effective Reset hours	0	0	0	0	0
Required hours	1516.80	2184.00	2183.00	1983.30	2209.00
<b>Indicator value</b>	<b>0.8%</b>	<b>0.7%</b>	<b>0.7%</b>	<b>0.6%</b>	<b>0.6%</b>

Licensee Comments: none

### Safety System Unavailability, Residual Heat Removal System



Thresholds: White > 1.5% Yellow > 5.0% Red > 10.0%

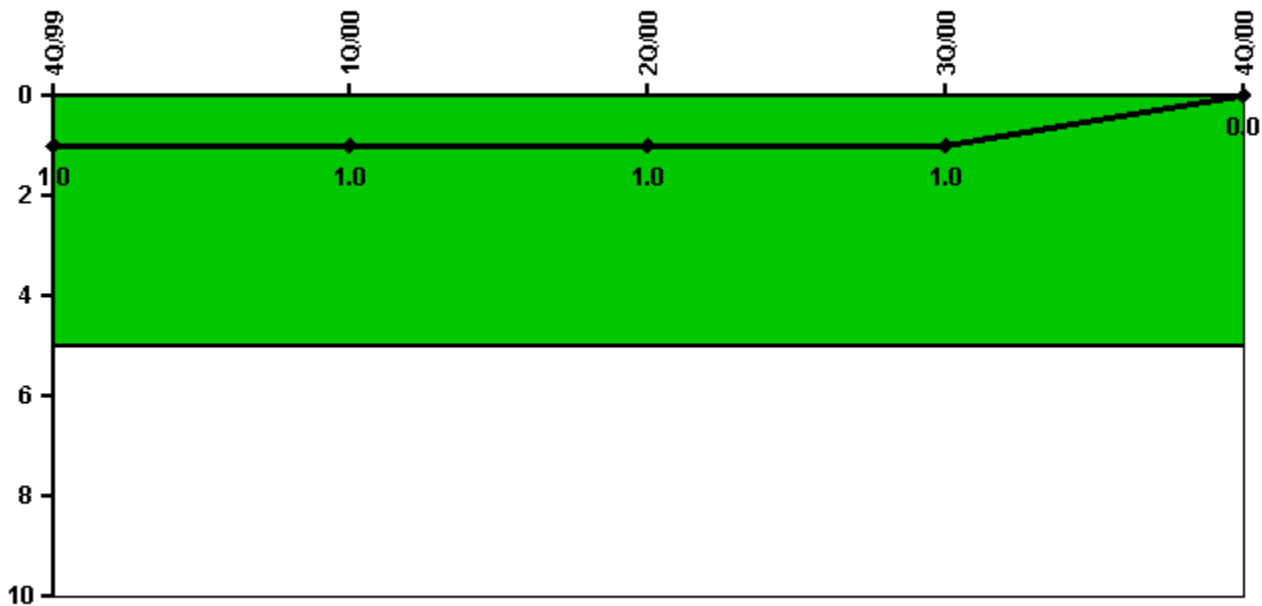
#### Notes

Safety System Unavailability, Residual Heat Removal System	4Q/99	1Q/00	2Q/00	3Q/00	4Q/00
<b>Train 1</b>					
Planned unavailable hours	1.40	17.47	0.40	11.30	0.40
Unplanned unavailable hours	0	0	0	0	9.00
Fault exposure hours	0	0	0	0	0
Effective Reset hours	0	0	0	0	0
Required hours	1516.80	2184.00	2183.00	2208.00	2209.00
<b>Train 2</b>					
Planned unavailable hours	0.80	19.95	0.80	0.10	14.60
Unplanned unavailable hours	0	0	0	0	0
Fault exposure hours	0	0	0	0	0
Effective Reset hours	0	0	0	0	0
Required hours	1516.80	2184.00	2183.00	2208.00	2209.00
<b>Indicator value</b>	<b>0.4%</b>	<b>0.3%</b>	<b>0.3%</b>	<b>0.4%</b>	<b>0.4%</b>

#### Licensee Comments:

4Q/98: The hours required for service for Train 1 and Train 2 were increased from 2208 to 2209. The increase was due to failure to account in the original submittal for the change from Pacific Daylight Time to Pacific Standard Time. This change does not affect any other quarters or the color of the PI.

### Safety System Functional Failures (PWR)



Thresholds: White > 5.0

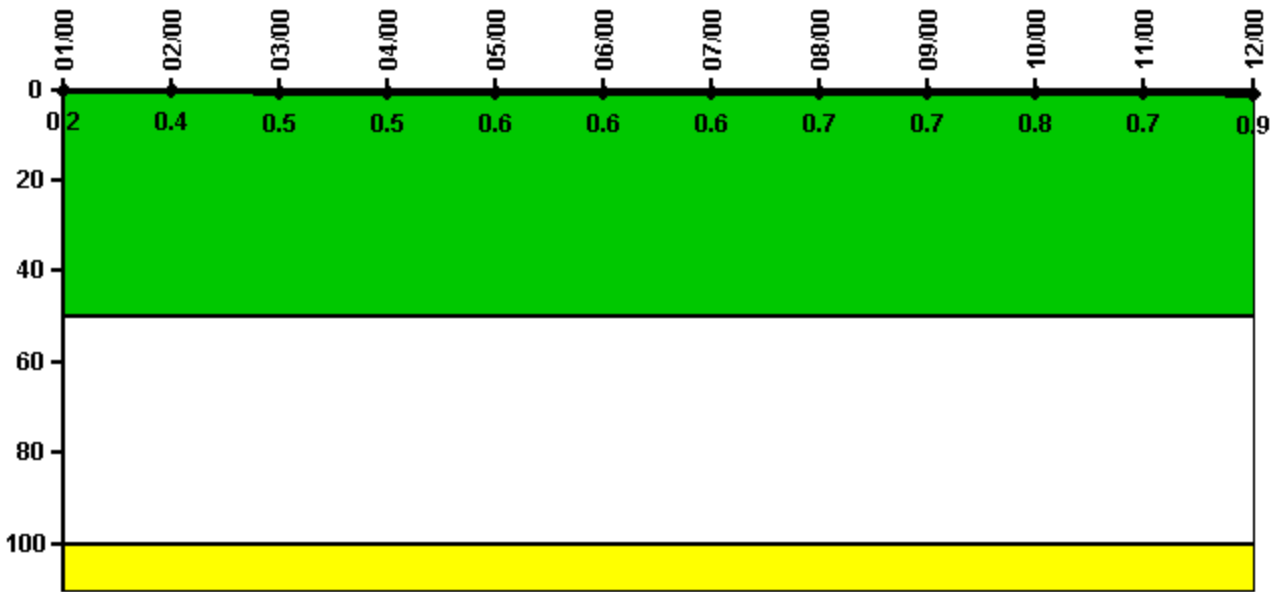
#### Notes

Safety System Functional Failures (PWR)	4Q/99	1Q/00	2Q/00	3Q/00	4Q/00
Safety System Functional Failures	1	0	0	0	0
Indicator value	1	1	1	1	0

Licensee Comments: none



### Reactor Coolant System Activity



Thresholds: White > 50.0 Yellow > 100.0

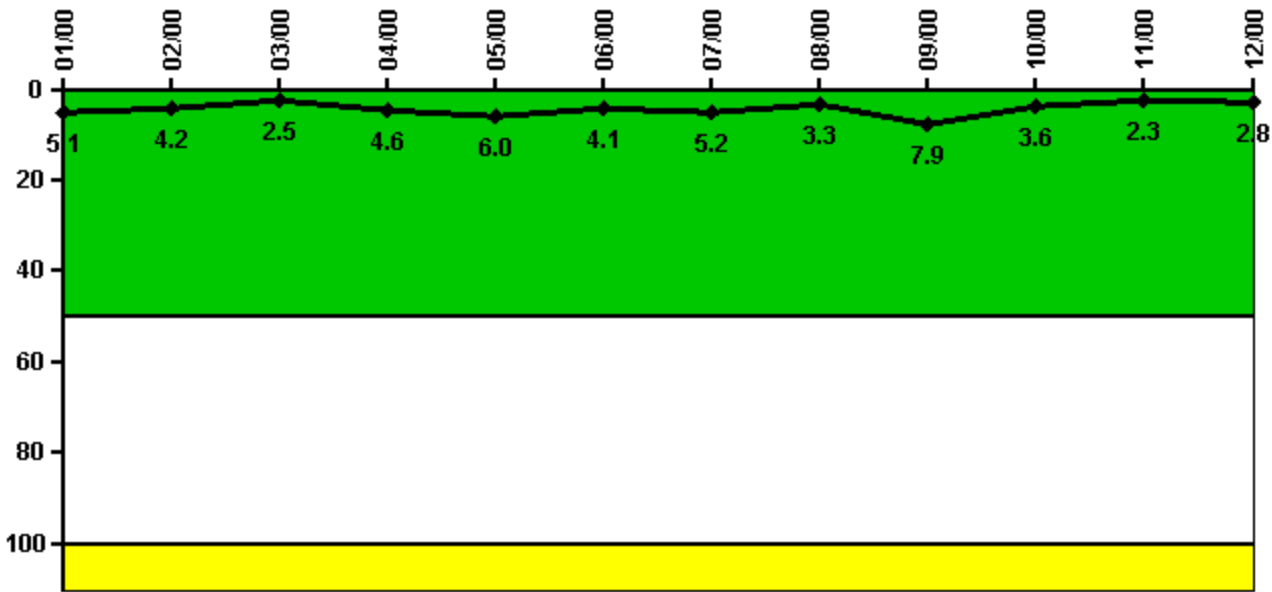
#### Notes

Reactor Coolant System Activity	1/00	2/00	3/00	4/00	5/00	6/00	7/00	8/00	9/00	10/00	11/00	12/00
Maximum activity	0.002050	0.004440	0.004900	0.004680	0.005500	0.005910	0.004390	0.004800	0.004900	0.005530	0.005320	0.006130
Technical specification limit	1.0	1.0	1.0	1.0	1.0	1.0	0.7	0.7	0.7	0.7	0.7	0.7
Indicator value	0.2	0.4	0.5	0.5	0.6	0.6	0.6	0.7	0.7	0.8	0.7	0.9

#### Licensee Comments:

12/00: The limit for RCS dose equivalent I-131 specific activity is being administratively controlled at 0.71 micro Curies per gram rather than the Technical Specification limit of 1.0 micro Curies per gram. The reduced limit is to compensate for nonconservatisms identified in a vendor's calculation for iodine appearance rates utilized in accident dose analyses. The reduced limit will remain in effect until affected analyses are revised.

### Reactor Coolant System Leakage



Thresholds: White > 50.0 Yellow > 100.0

#### Notes

Reactor Coolant System Leakage	1/00	2/00	3/00	4/00	5/00	6/00	7/00	8/00	9/00	10/00	11/00	12/00
Maximum leakage	0.508	0.417	0.247	0.458	0.595	0.411	0.515	0.325	0.785	0.364	0.226	0.282
Technical specification limit	10.0	10.0	10.0	10.0	10.0	10.0	10.0	10.0	10.0	10.0	10.0	10.0
Indicator value	5.1	4.2	2.5	4.6	6.0	4.1	5.2	3.3	7.9	3.6	2.3	2.8

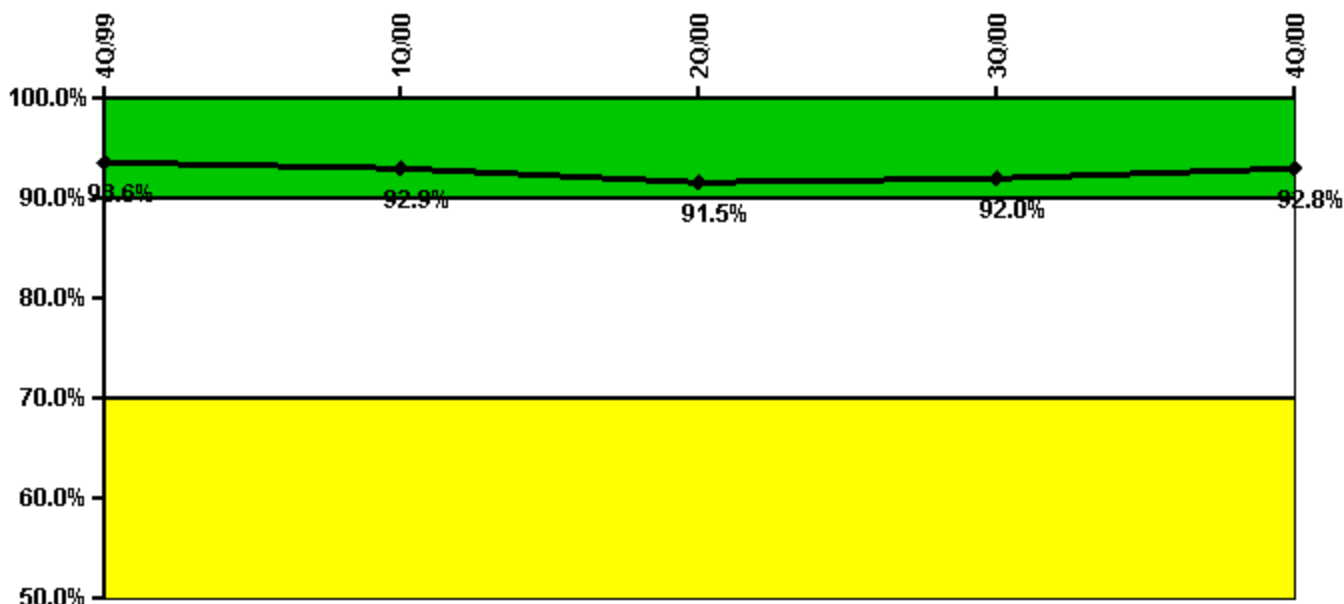
#### Licensee Comments:

12/00: Each RCS leakage flow rate value has been increased by 0.035 gpm to account for zinc acetate flow that is periodically injected into the RCS for corrosion control purposes. This flow rate was inadvertently excluded from the PI calculation methodology. This change affects all data submittals for this PI and is therefore being incorporated into each PI data submittal since the start of the ROP in April 2000. The change did not result in a color change for this PI for any quarter.

9/00: Each RCS leakage flow rate value has been increased by 0.035 gpm to account for zinc acetate flow that is periodically injected into the RCS for corrosion control purposes. This flow rate was inadvertently excluded from the PI calculation methodology. This change affects all data submittals for this PI and is therefore being incorporated into each PI data submittal since the start of the ROP in April 2000. The change did not result in a color change for this PI for any quarter.

6/00: Each RCS leakage flow rate value has been increased by 0.035 gpm to account for zinc acetate flow that is periodically injected into the RCS for corrosion control purposes. This flow rate was inadvertently excluded from the PI calculation methodology. This change affects all data submittals for this PI and is therefore being incorporated into each PI data submittal since the start of the ROP in April 2000. The change did not result in a color change for this PI for any quarter.

### Drill/Exercise Performance



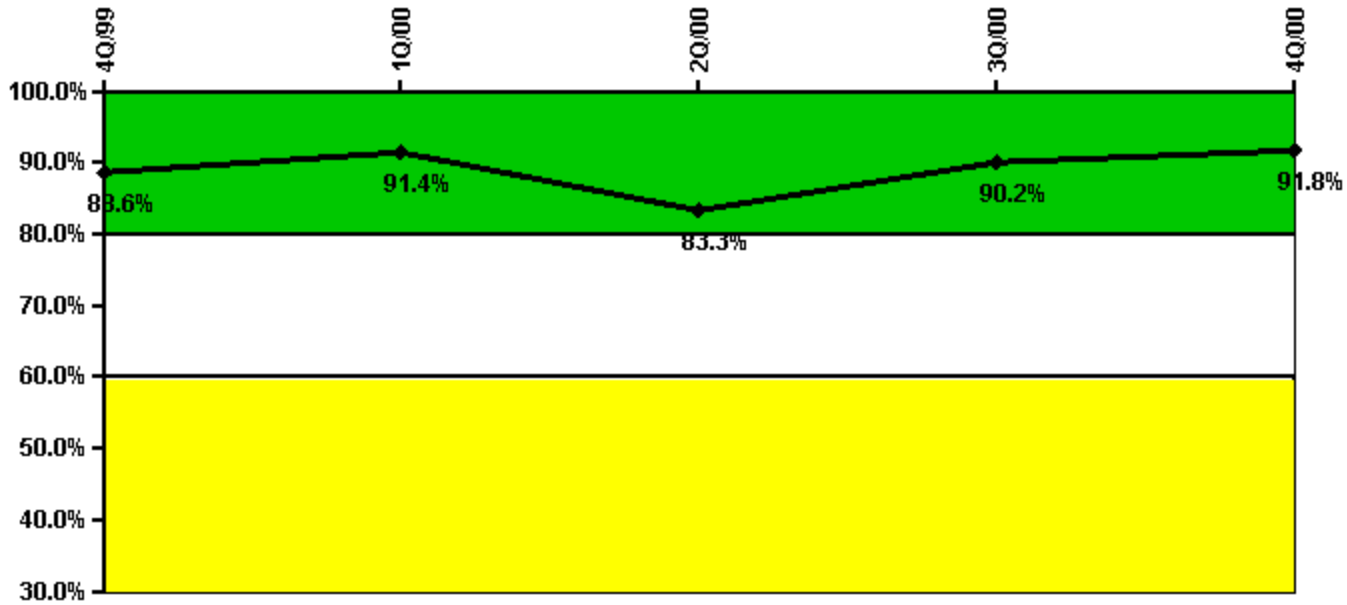
Thresholds: White < 90.0% Yellow < 70.0%

#### Notes

Drill/Exercise Performance	4Q/99	1Q/00	2Q/00	3Q/00	4Q/00
Successful opportunities	10.0	24.0	28.0	21.0	10.0
Total opportunities	10.0	27.0	33.0	23.0	10.0
Indicator value	93.6%	92.9%	91.5%	92.0%	92.8%

Licensee Comments: none

### ERO Drill Participation



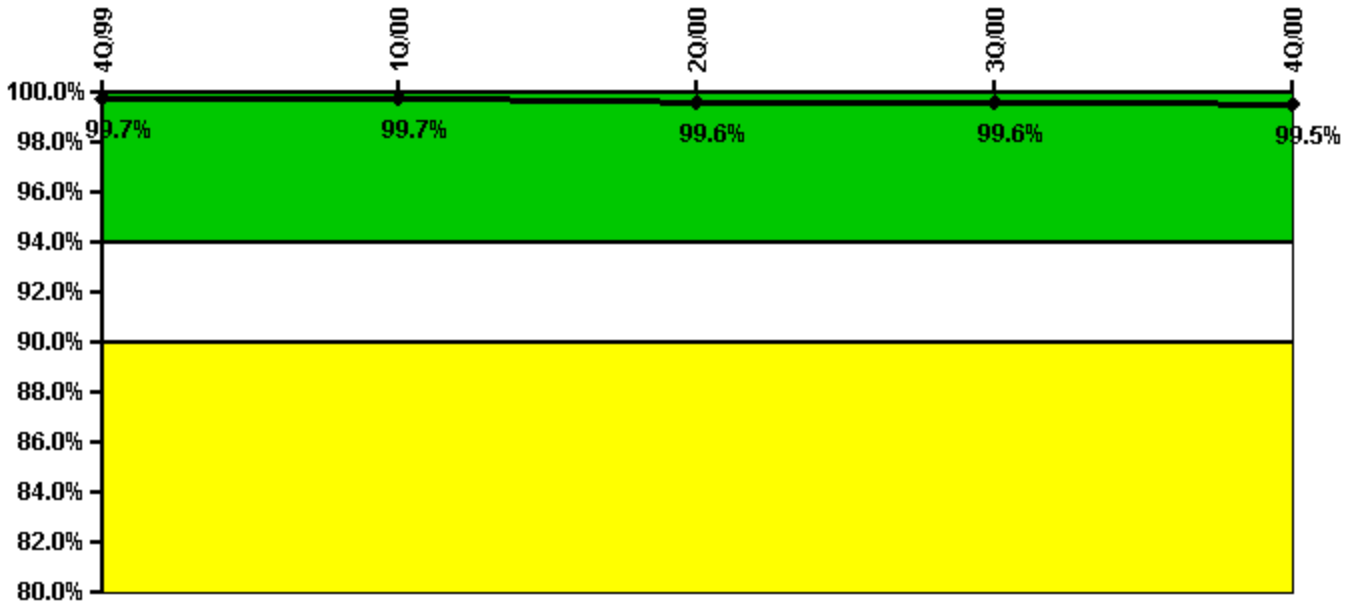
Thresholds: White < 80.0% Yellow < 60.0%

#### Notes

ERO Drill Participation	4Q/99	1Q/00	2Q/00	3Q/00	4Q/00
Participating Key personnel	62.0	53.0	50.0	55.0	56.0
Total Key personnel	70.0	58.0	60.0	61.0	61.0
Indicator value	88.6%	91.4%	83.3%	90.2%	91.8%

Licensee Comments: none

### Alert & Notification System



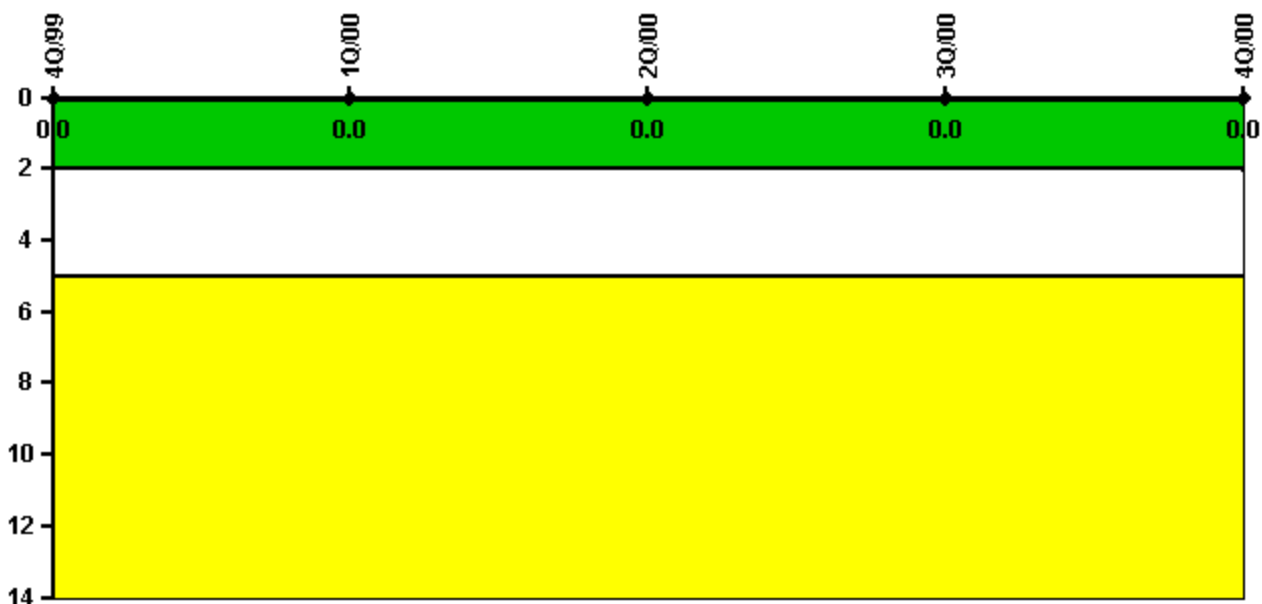
Thresholds: White < 94.0% Yellow < 90.0%

#### Notes

Alert & Notification System	4Q/99	1Q/00	2Q/00	3Q/00	4Q/00
Successful siren-tests	1179	912	1040	1175	1044
Total sirens-tests	1179	917	1048	1179	1048
Indicator value	99.7%	99.7%	99.6%	99.6%	99.5%

Licensee Comments: none

### Occupational Exposure Control Effectiveness



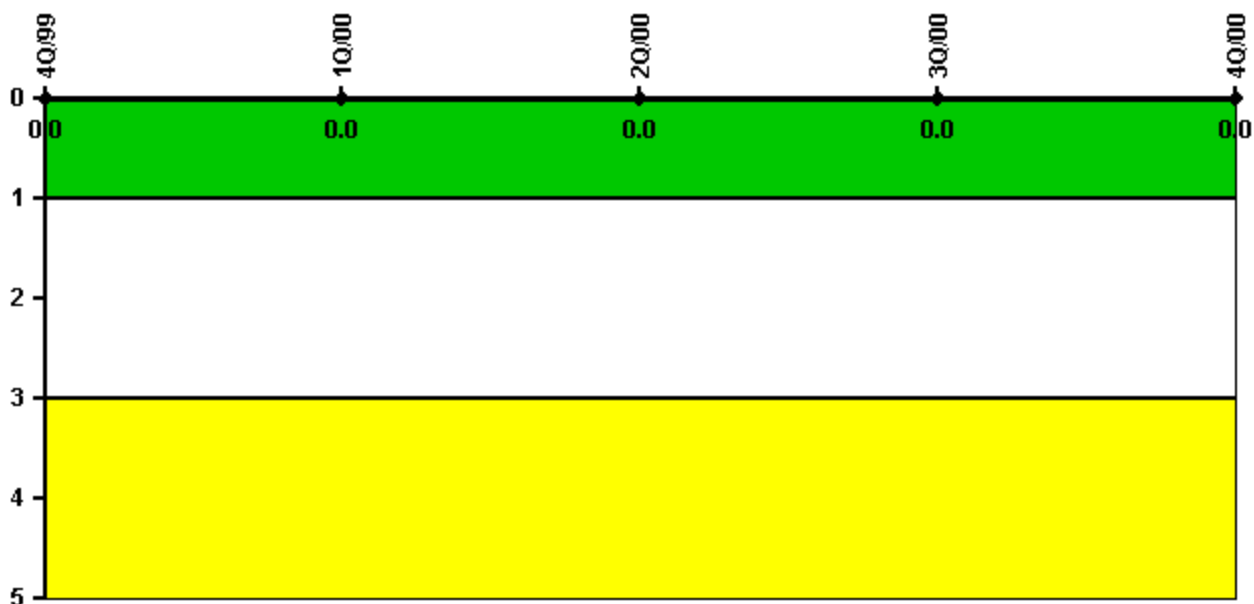
Thresholds: White > 2.0 Yellow > 5.0

#### Notes

Occupational Exposure Control Effectiveness	4Q/99	1Q/00	2Q/00	3Q/00	4Q/00
High radiation area occurrences	0	0	0	0	0
Very high radiation area occurrences	0	0	0	0	0
Unintended exposure occurrences	0	0	0	0	0
<b>Indicator value</b>	<b>0</b>	<b>0</b>	<b>0</b>	<b>0</b>	<b>0</b>

Licensee Comments: none

### RETS/ODCM Radiological Effluent



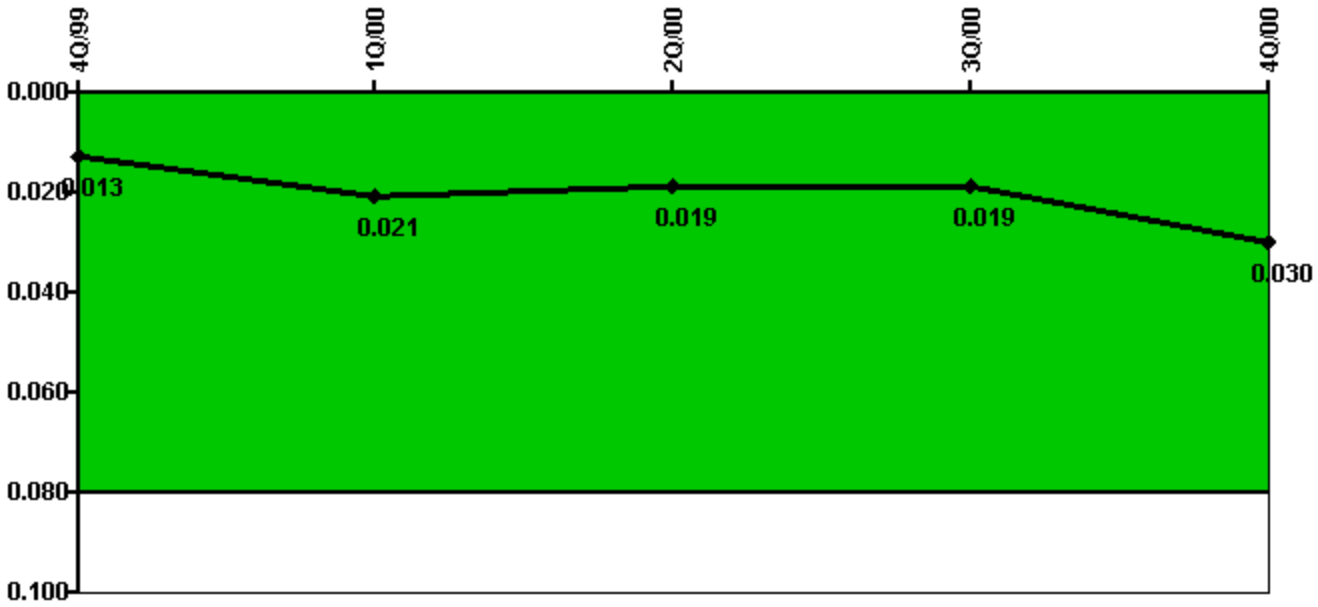
Thresholds: White > 1.0 Yellow > 3.0

#### Notes

RETS/ODCM Radiological Effluent	4Q/99	1Q/00	2Q/00	3Q/00	4Q/00
RETS/ODCM occurrences	0	0	0	0	0
Indicator value	0	0	0	0	0

Licensee Comments: none

### Protected Area Security Performance Index



Thresholds: White > 0.080


#### Notes

Protected Area Security Performance Index	4Q/99	1Q/00	2Q/00	3Q/00	4Q/00
IDS compensatory hours	67.00	573.00	35.75	51.87	31.37
CCTV compensatory hours	0	0	0	14.9	267.1
IDS normalization factor	2.25	2.30	2.30	2.30	2.30
CCTV normalization factor	1.2	1.2	1.2	1.2	1.2
<b>Index Value</b>	<b>0.013</b>	<b>0.021</b>	<b>0.019</b>	<b>0.019</b>	<b>0.030</b>

Licensee Comments: none



### Personnel Screening Program




Thresholds: White > 2.0 Yellow > 5.0

#### Notes

Personnel Screening Program	4Q/99	1Q/00	2Q/00	3Q/00	4Q/00
Program failures	0	0	0	0	0
Indicator value	0	0	0	0	0

Licensee Comments: none

### FFD/Personnel Reliability



Thresholds: White > 2.0 Yellow > 5.0

#### Notes

FFD/Personnel Reliability	4Q/99	1Q/00	2Q/00	3Q/00	4Q/00
Program Failures	0	0	0	0	0
Indicator value	0	0	0	0	0

Licensee Comments: none

▲ [PI Summary](#) | [Inspection Findings Summary](#) | [Action Matrix Summary](#) | [Reactor Oversight Process](#)

Last Modified: March 28, 2002