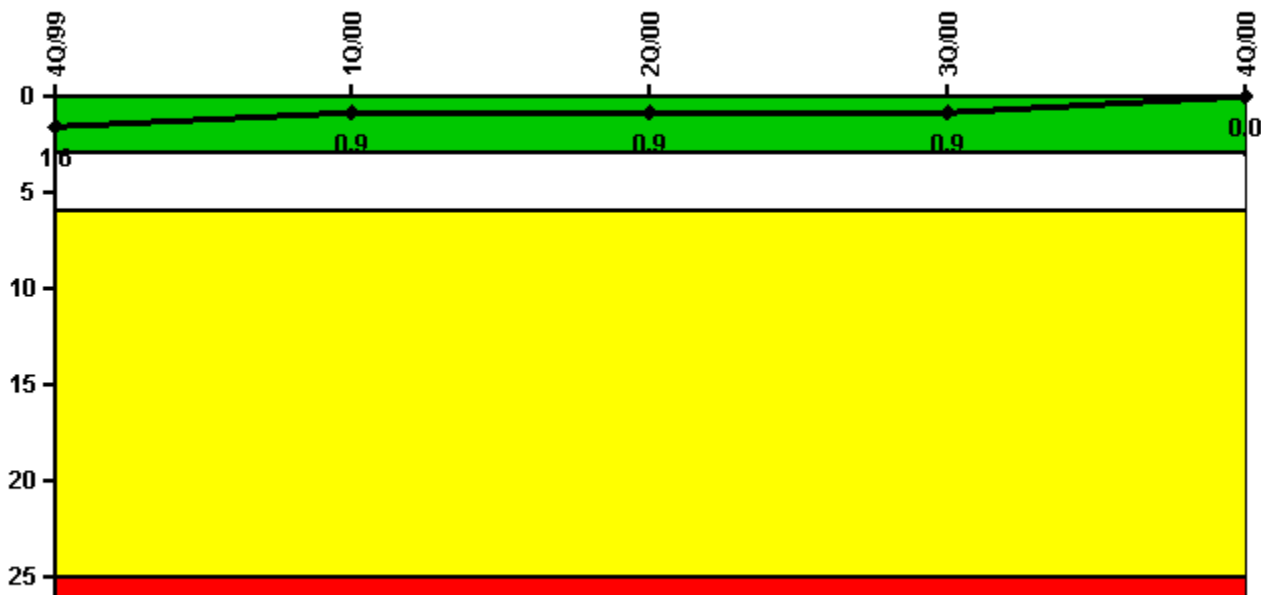


Brunswick 1

4Q/2000 Performance Indicators

Licensee's General Comments: none

Unplanned Scrams per 7000 Critical Hrs



Thresholds: White > 3.0 Yellow > 6.0 Red > 25.0

Notes

Unplanned Scrams per 7000 Critical Hrs	4Q/99	1Q/00	2Q/00	3Q/00	4Q/00
Unplanned scrams	1.0	0	0	0	0
Critical hours	2183.0	1553.0	2183.0	2208.0	2209.0
Indicator value	1.6	0.9	0.9	0.9	0

Licensee Comments: none

Scrams with Loss of Normal Heat Removal



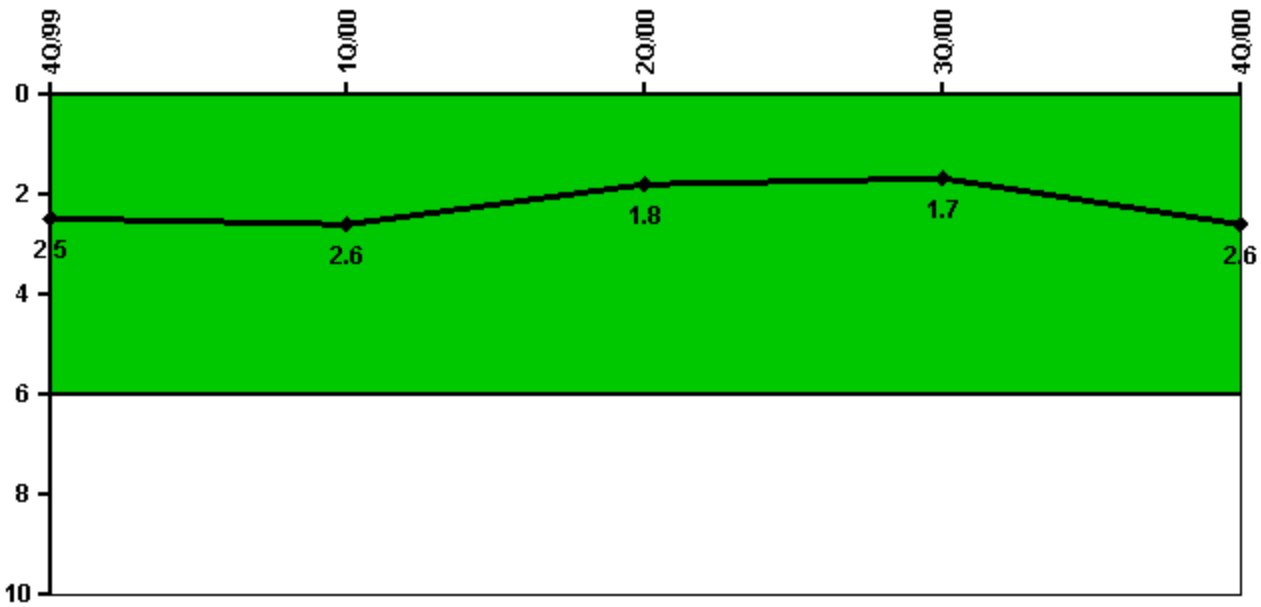
Thresholds: White > 2.0 Yellow > 10.0 Red > 20.0

Notes

Scrams with Loss of Normal Heat Removal	4Q/99	1Q/00	2Q/00	3Q/00	4Q/00
Scrams	0	0	0	0	0
Indicator value	0	0	0	0	0

Licensee Comments: none

Unplanned Power Changes per 7000 Critical Hrs



Thresholds: White > 6.0

Notes

Unplanned Power Changes per 7000 Critical Hrs	4Q/99	1Q/00	2Q/00	3Q/00	4Q/00
Unplanned power changes	0	1.0	1.0	0	1.0
Critical hours	2183.0	1553.0	2183.0	2208.0	2209.0
Indicator value	2.5	2.6	1.8	1.7	2.6

Licensee Comments: none

Safety System Unavailability, Emergency AC Power



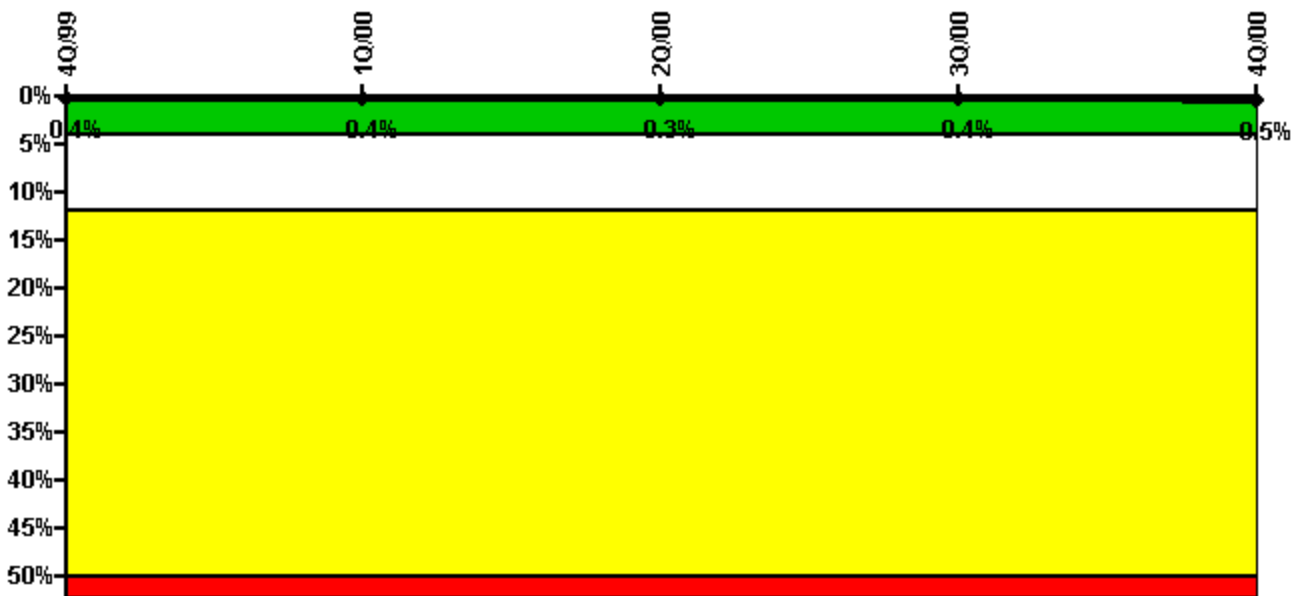
Thresholds: White > 2.5% Yellow > 5.0% Red > 10.0%

Notes

Safety System Unavailability, Emergency AC Power	4Q/99	1Q/00	2Q/00	3Q/00	4Q/00
Train 1					
Planned unavailable hours	0	0	0.92	57.77	0.91
Unplanned unavailable hours	0	0	0	0	0
Fault exposure hours	0	0	0	0	0
Effective Reset hours	0	0	0	0	0
Required hours	2209.00	2184.00	2183.00	2208.00	2209.00
Train 2					
Planned unavailable hours	0	0	2.36	74.50	5.71
Unplanned unavailable hours	0	113.63	0	0	0
Fault exposure hours	0	0	0	0	0
Effective Reset hours	0	0	0	0	0
Required hours	2209.00	2184.00	2183.00	2208.00	2209.00
Indicator value	1.2%	1.0%	1.0%	1.2%	1.2%

Licensee Comments: none

Safety System Unavailability, High Pressure Injection System (HPCI)



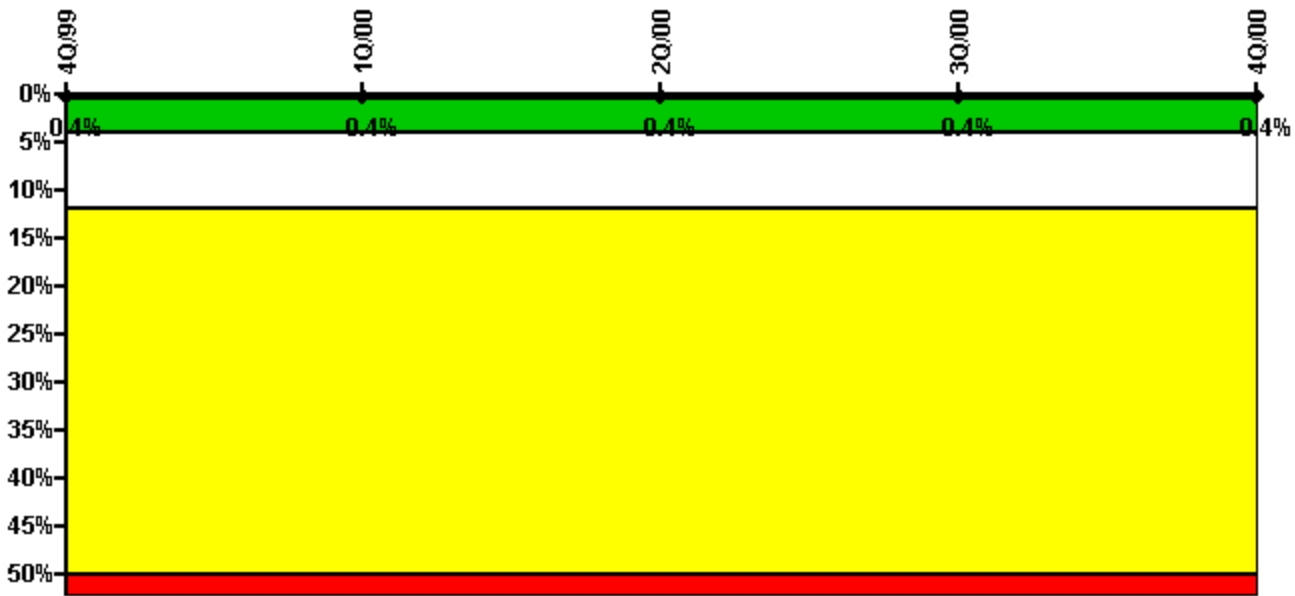
Thresholds: White > 4.0% Yellow > 12.0% Red > 50.0%

Notes

Safety System Unavailability, High Pressure Injection System (HPCI)	4Q/99	1Q/00	2Q/00	3Q/00	4Q/00
Train 1					
Planned unavailable hours	32.60	1.90	1.10	15.00	18.80
Unplanned unavailable hours	0	0	0	0	0
Fault exposure hours	0	0	0	0	0
Effective Reset hours	0	0	0	0	0
Required hours	2183.00	1553.00	2183.00	2208.00	2209.00
Indicator value	0.4%	0.4%	0.3%	0.4%	0.5%

Licensee Comments: none

Safety System Unavailability, Heat Removal System (RCIC)



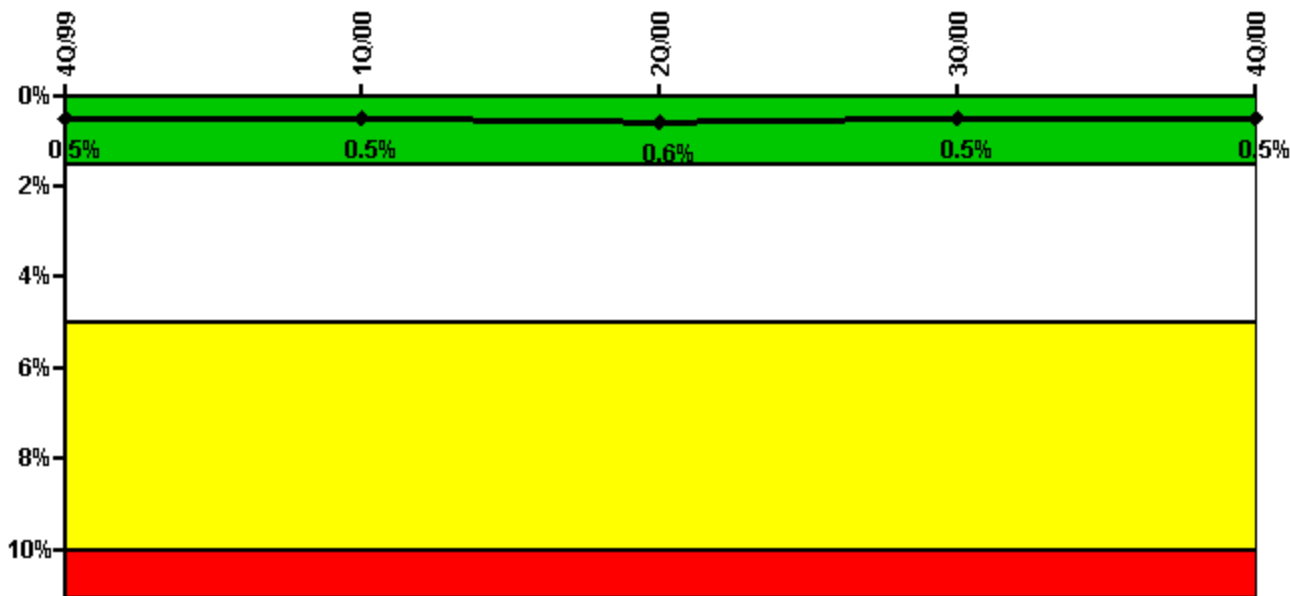
Thresholds: **White** > 4.0% **Yellow** > 12.0% **Red** > 50.0%

Notes

Safety System Unavailability, Heat Removal System (RCIC)	4Q/99	1Q/00	2Q/00	3Q/00	4Q/00
Train 1					
Planned unavailable hours	10.90	1.40	1.00	13.30	5.00
Unplanned unavailable hours	0	0	0	0	0
Fault exposure hours	0	0	0	0	0
Effective Reset hours	0	0	0	0	0
Required hours	2183.00	1553.00	2183.00	2208.00	2209.00
Indicator value	0.4%	0.4%	0.4%	0.4%	0.4%

Licensee Comments: none

Safety System Unavailability, Residual Heat Removal System



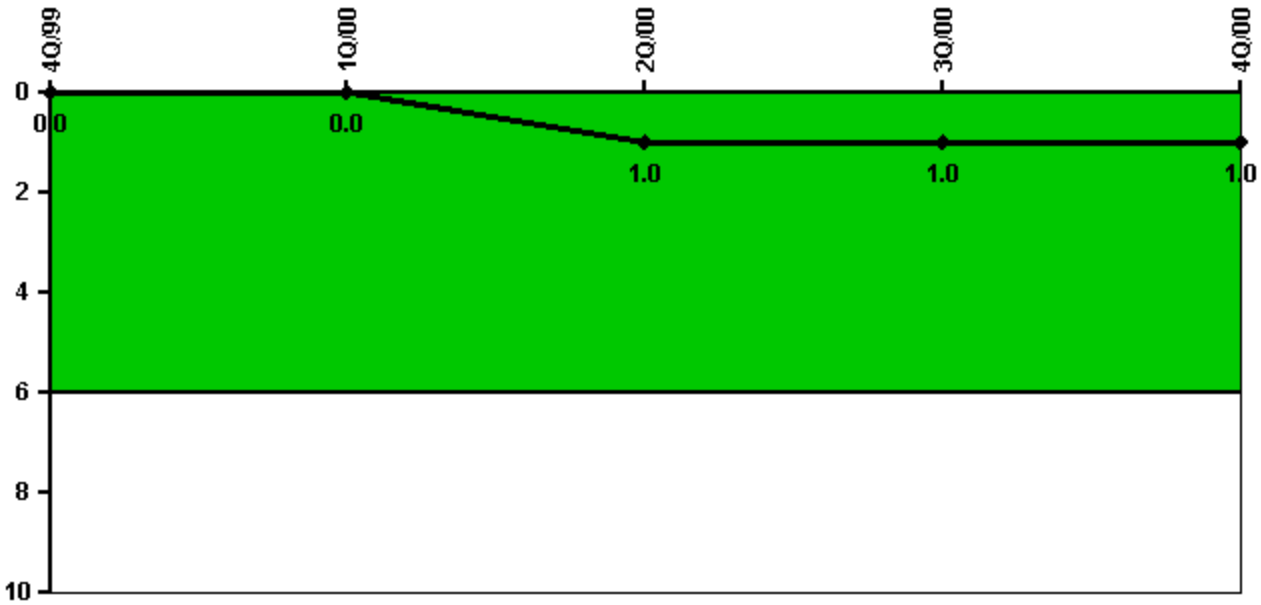
Thresholds: White > 1.5% Yellow > 5.0% Red > 10.0%

Notes

Safety System Unavailability, Residual Heat Removal System	4Q/99	1Q/00	2Q/00	3Q/00	4Q/00
Train 1					
Planned unavailable hours	13.70	0	24.10	0	8.40
Unplanned unavailable hours	0	0	0	0	0
Fault exposure hours	0	0	0	0	0
Effective Reset hours	0	0	0	0	0
Required hours	2209.00	2184.00	2183.00	2208.00	2209.00
Train 2					
Planned unavailable hours	8.00	18.10	0	0	17.80
Unplanned unavailable hours	0	0	0	0	0
Fault exposure hours	0	0	0	0	0
Effective Reset hours	0	0	0	0	0
Required hours	2209.00	2184.00	2183.00	2208.00	2209.00
Indicator value	0.5%	0.5%	0.6%	0.5%	0.5%

Licensee Comments: none

Safety System Functional Failures (BWR)



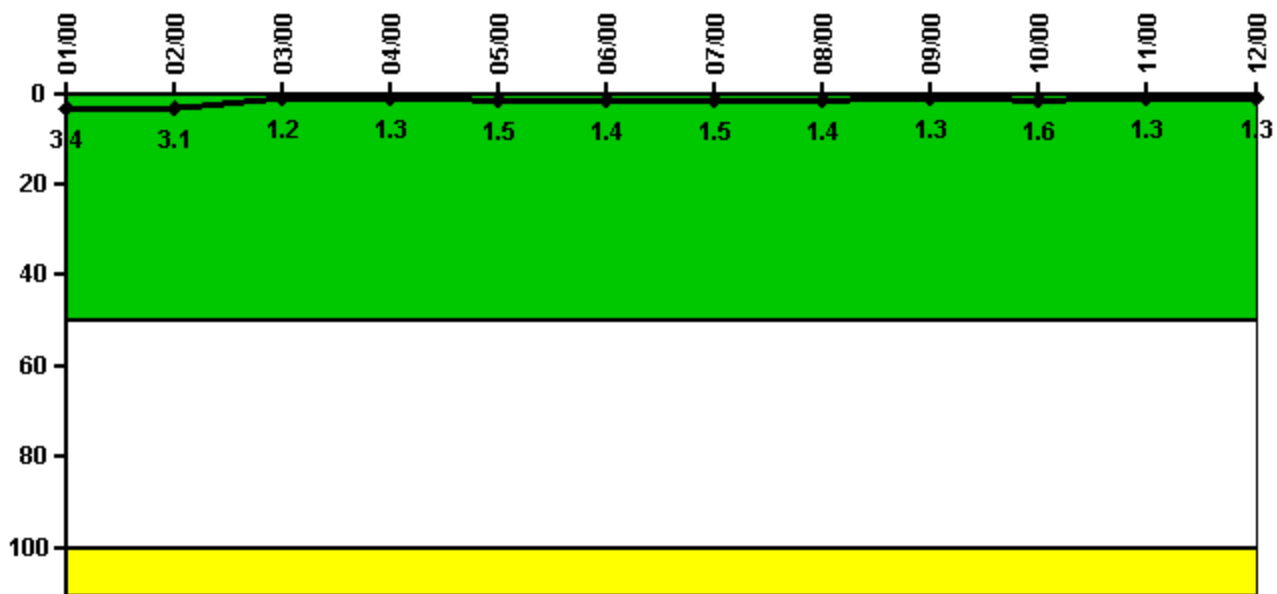
Thresholds: White > 6.0

Notes

Safety System Functional Failures (BWR)	4Q/99	1Q/00	2Q/00	3Q/00	4Q/00
Safety System Functional Failures	0	0	1	0	0
Indicator value	0	0	1	1	1

Licensee Comments: none

Reactor Coolant System Activity



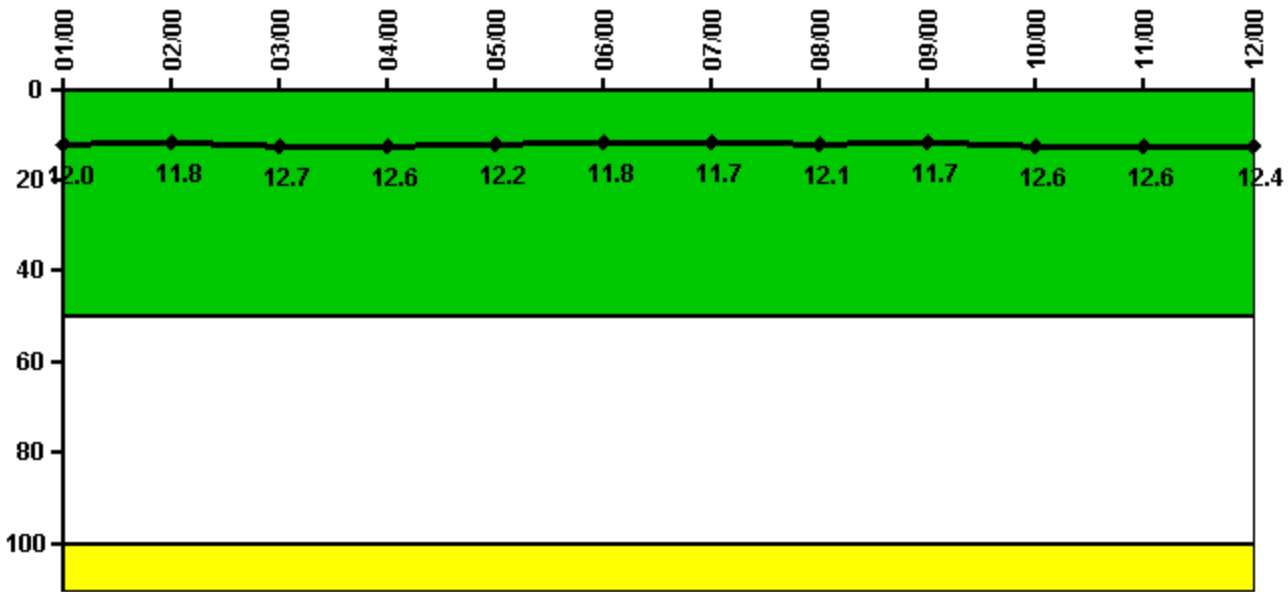
Thresholds: White > 50.0 Yellow > 100.0

Notes

Reactor Coolant System Activity	1/00	2/00	3/00	4/00	5/00	6/00	7/00	8/00	9/00	10/00	11/00	12/00
Maximum activity	0.006702	0.006264	0.002375	0.002565	0.002955	0.002769	0.002955	0.002800	0.002500	0.003200	0.002600	0.002600
Technical specification limit	0.2	0.2	0.2	0.2	0.2	0.2	0.2	0.2	0.2	0.2	0.2	0.2
Indicator value	3.4	3.1	1.2	1.3	1.5	1.4	1.5	1.4	1.3	1.6	1.3	1.3

Licensee Comments: none

Reactor Coolant System Leakage



Thresholds: White > 50.0 Yellow > 100.0

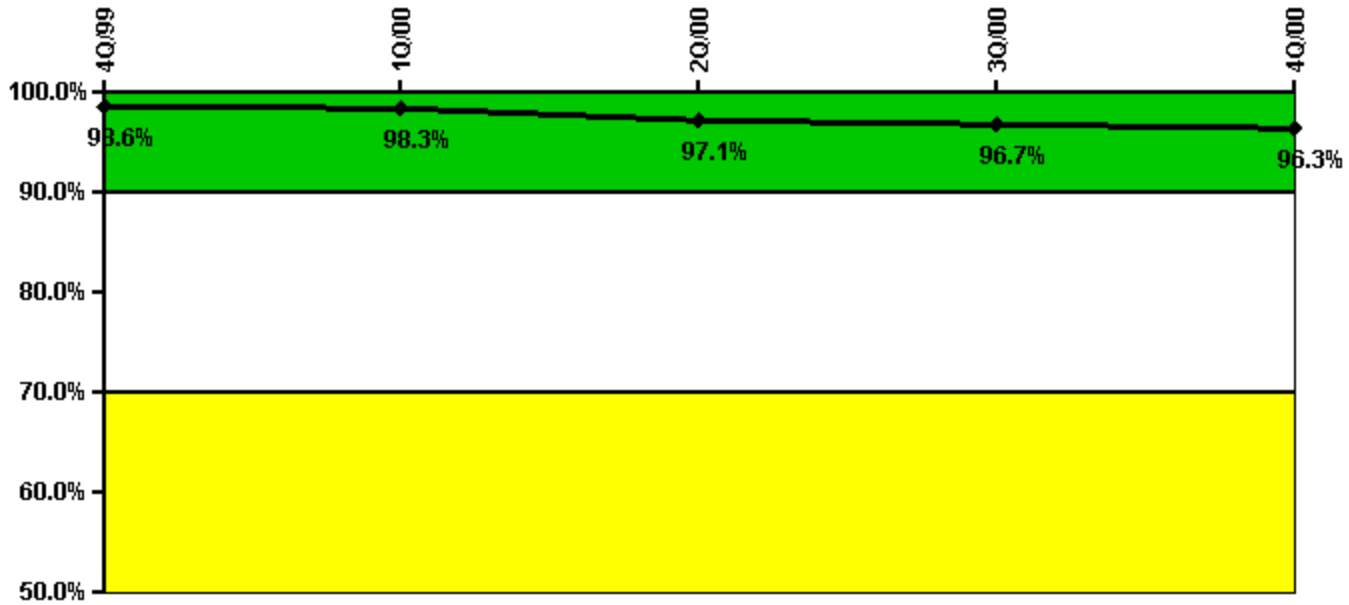
Notes

Reactor Coolant System Leakage	1/00	2/00	3/00	4/00	5/00	6/00	7/00	8/00	9/00	10/00	11/00	12/00
Maximum leakage	3.000	2.960	3.180	3.140	3.040	2.950	2.935	3.030	2.930	3.150	3.143	3.105
Technical specification limit	25.0	25.0	25.0	25.0	25.0	25.0	25.0	25.0	25.0	25.0	25.0	25.0
Indicator value	12.0	11.8	12.7	12.6	12.2	11.8	11.7	12.1	11.7	12.6	12.6	12.4

Licensee Comments:

6/00: The maximum RCS Leakage for 7/1999 through 6/2000 was changed due to a reporting error. Both the previously reported and amended performance indicator values are within the green performance indicator band.

Drill/Exercise Performance



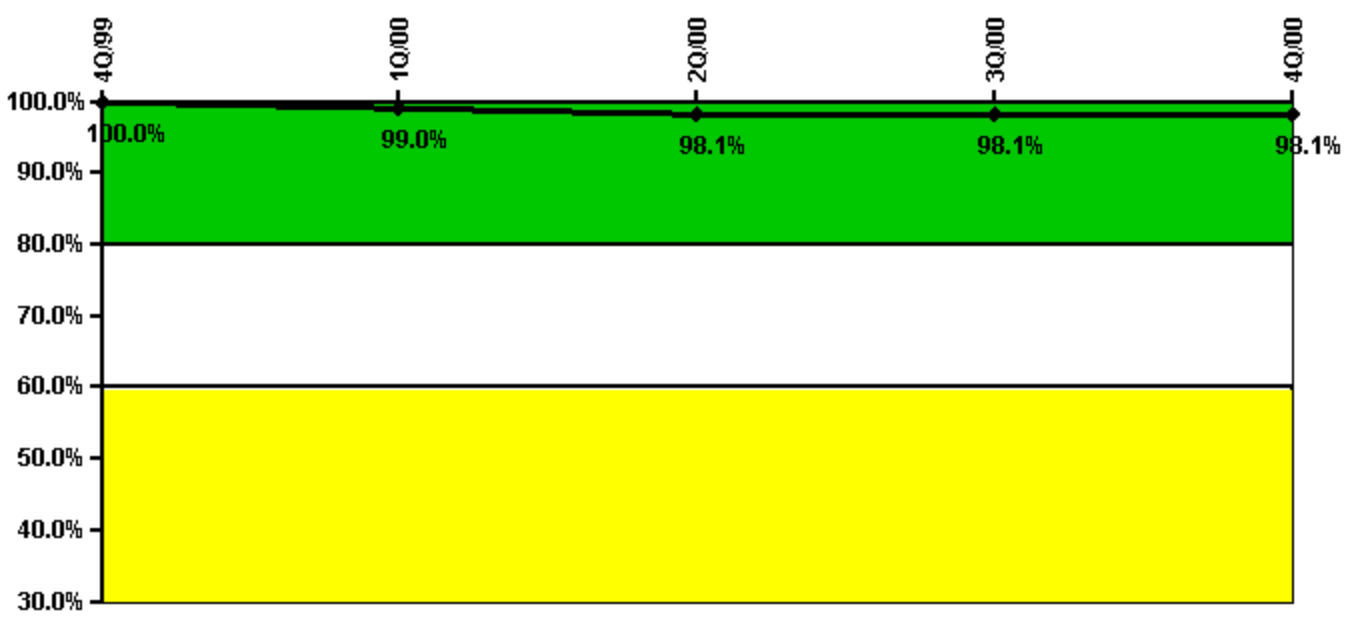
Thresholds: White < 90.0% Yellow < 70.0%

Notes

Drill/Exercise Performance	4Q/99	1Q/00	2Q/00	3Q/00	4Q/00
Successful opportunities	9.0	1.0	28.0	2.0	22.0
Total opportunities	9.0	2.0	30.0	2.0	22.0
Indicator value	98.6%	98.3%	97.1%	96.7%	96.3%

Licensee Comments: none

ERO Drill Participation



Thresholds: White < 80.0% Yellow < 60.0%

Notes

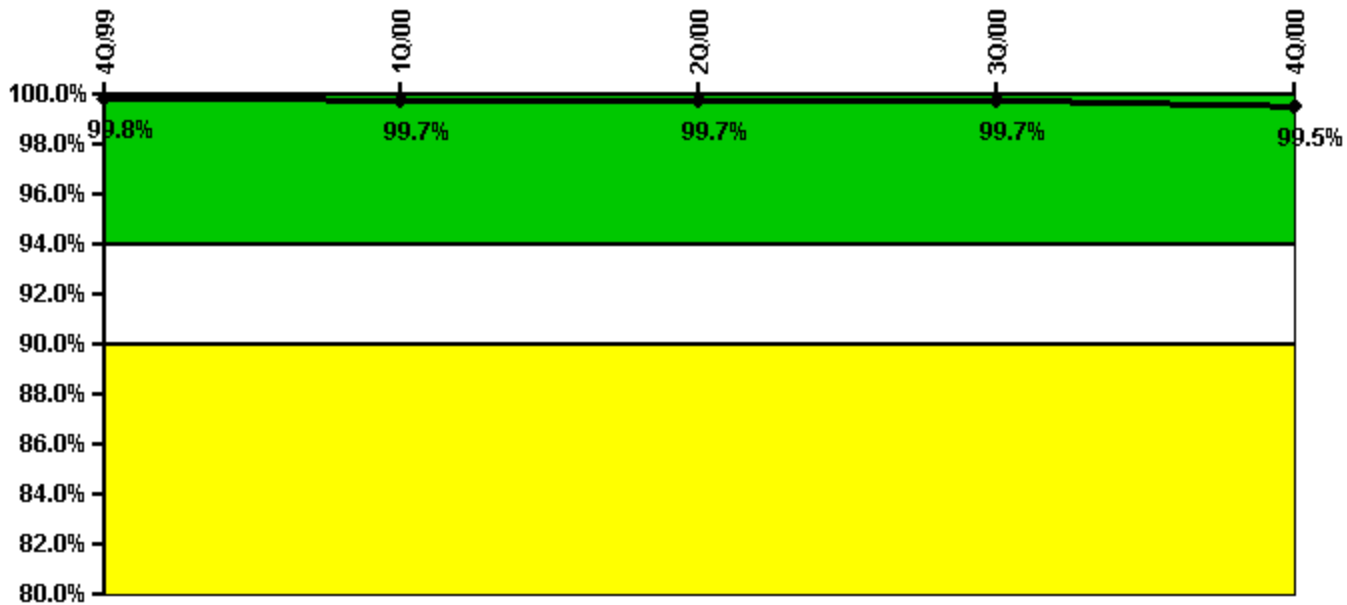
ERO Drill Participation	4Q/99	1Q/00	2Q/00	3Q/00	4Q/00
Participating Key personnel	159.0	98.0	102.0	102.0	101.0
Total Key personnel	159.0	99.0	104.0	104.0	103.0
Indicator value	100.0%	99.0%	98.1%	98.1%	98.1%

Licensee Comments:

4Q/00: The number of key ERO members participating in a drill for Q1/2000 through Q4/2000 were changed due to a reporting error. Both the previously reported and amended performance indicator values are within the green performance indicator band.

3Q/00: The number of key ERO members and the number participating in a drill for Q1/2000 through Q3/2000 were changed due to a reporting error. Both the previously reported and amended performance indicator values are within the green performance indicator band.

Alert & Notification System



Thresholds: White < 94.0% Yellow < 90.0%

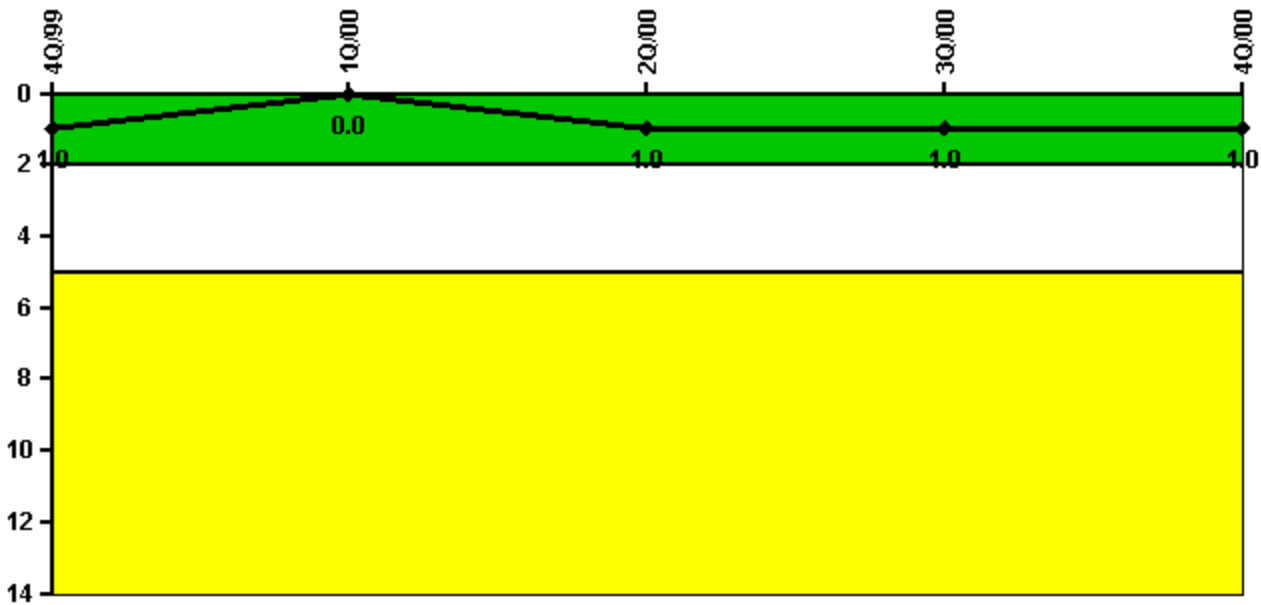
Notes

Alert & Notification System	4Q/99	1Q/00	2Q/00	3Q/00	4Q/00
Successful siren-tests	314	244	280	244	312
Total sirens-tests	315	245	280	245	315
Indicator value	99.8%	99.7%	99.7%	99.7%	99.5%

Licensee Comments:

2Q/00: The number of successful siren tests and the total number of siren tests for 6/2000 was changed due to a reporting error. Both the previously reported and amended performance indicator values are within the green performance indicator band.

Occupational Exposure Control Effectiveness



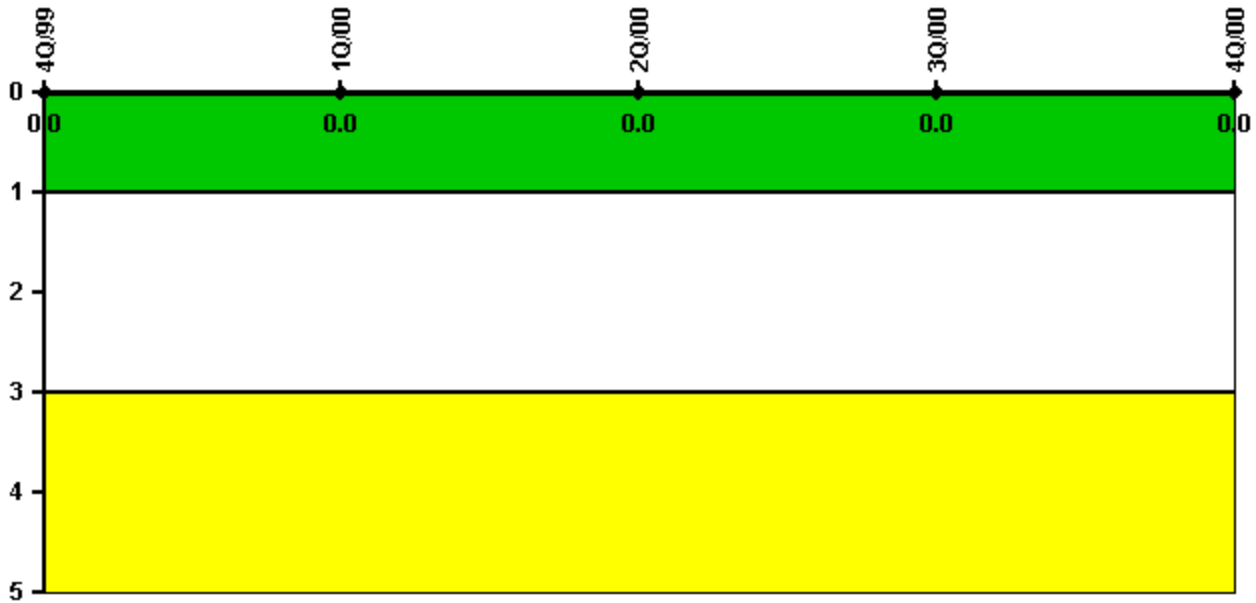
Thresholds: White > 2.0 Yellow > 5.0

Notes

Occupational Exposure Control Effectiveness	4Q/99	1Q/00	2Q/00	3Q/00	4Q/00
High radiation area occurrences	0	0	1	0	0
Very high radiation area occurrences	0	0	0	0	0
Unintended exposure occurrences	0	0	0	0	0
Indicator value	1	0	1	1	1

Licensee Comments: none

RETS/ODCM Radiological Effluent



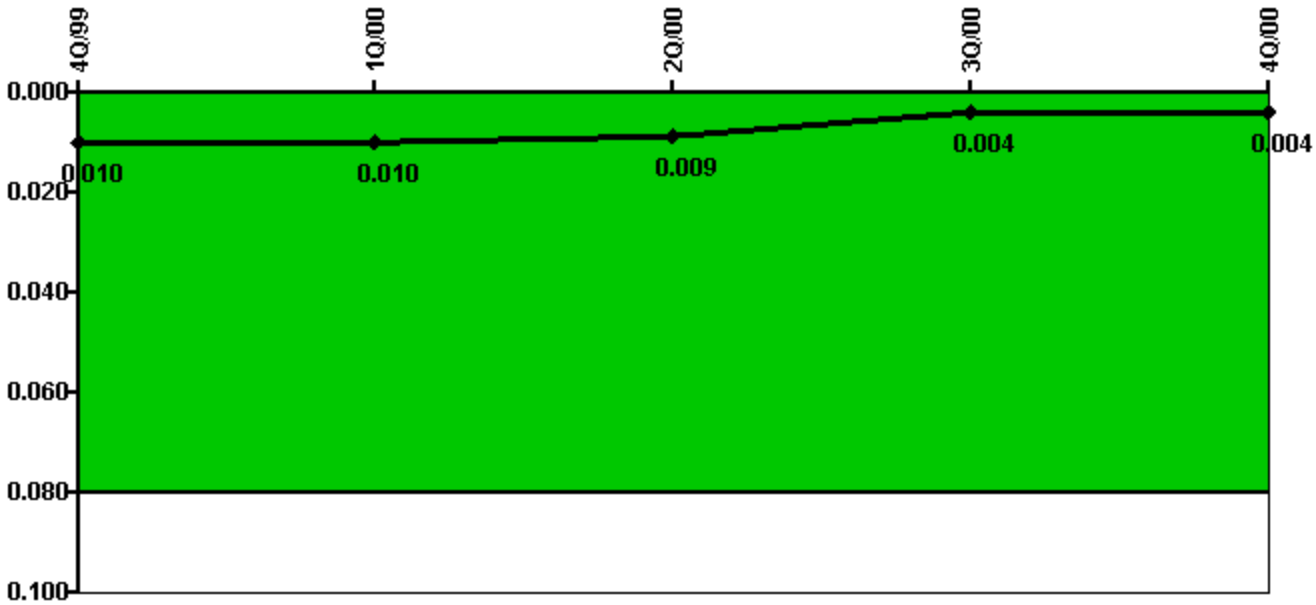
Thresholds: White > 1.0 Yellow > 3.0

Notes

RETS/ODCM Radiological Effluent	4Q/99	1Q/00	2Q/00	3Q/00	4Q/00
RETS/ODCM occurrences	0	0	0	0	0
Indicator value	0	0	0	0	0

Licensee Comments: none

Protected Area Security Performance Index



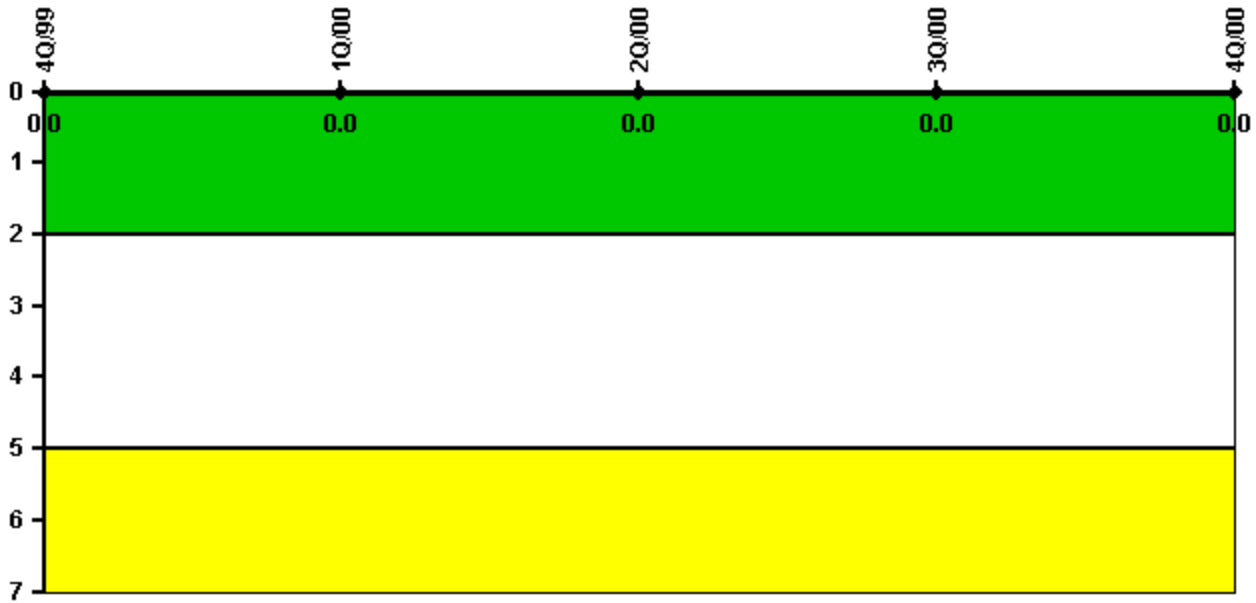
Thresholds: White > 0.080

Notes

Protected Area Security Performance Index	4Q/99	1Q/00	2Q/00	3Q/00	4Q/00
IDS compensatory hours	21.23	52.70	13.18	32.48	14.45
CCTV compensatory hours	5.8	0	0	0.9	3.3
IDS normalization factor	1.70	1.70	1.70	1.70	1.70
CCTV normalization factor	1.0	1.0	1.0	1.0	1.0
Index Value	0.010	0.010	0.009	0.004	0.004

Licensee Comments: none

Personnel Screening Program



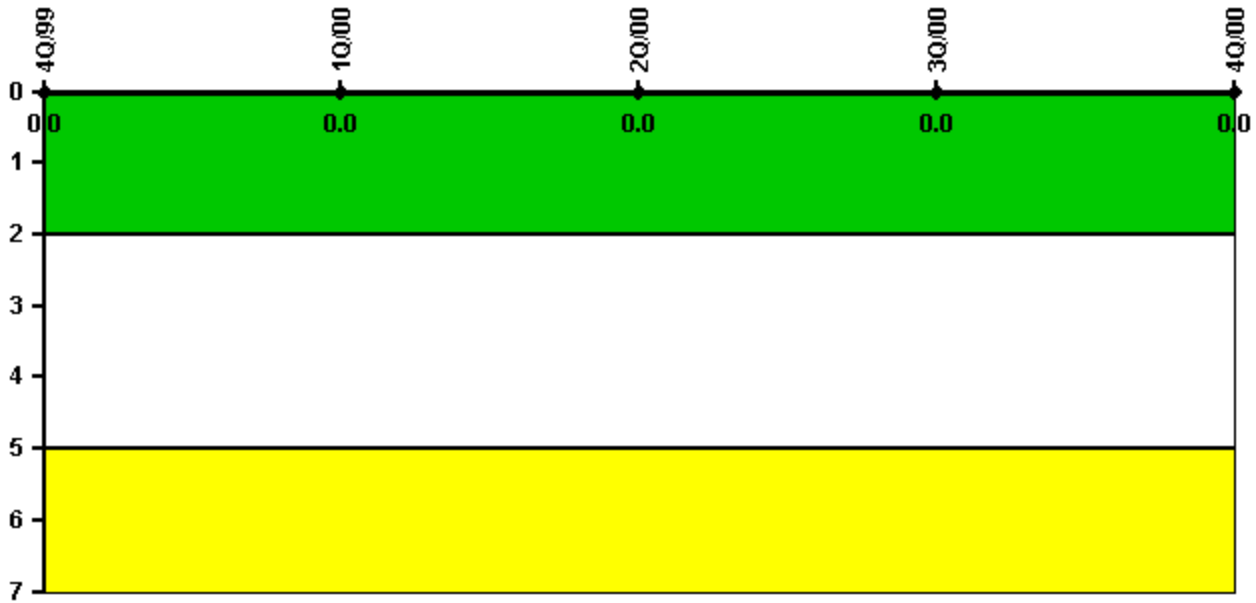
Thresholds: White > 2.0 Yellow > 5.0

Notes

Personnel Screening Program	4Q/99	1Q/00	2Q/00	3Q/00	4Q/00
Program failures	0	0	0	0	0
Indicator value	0	0	0	0	0

Licensee Comments: none

FFD/Personnel Reliability



Thresholds: White > 2.0 Yellow > 5.0

Notes

FFD/Personnel Reliability	4Q/99	1Q/00	2Q/00	3Q/00	4Q/00
Program Failures	0	0	0	0	0
Indicator value	0	0	0	0	0

Licensee Comments: none

▲ [PI Summary](#) | [Inspection Findings Summary](#) | [Action Matrix Summary](#) | [Reactor Oversight Process](#)

Last Modified: March 28, 2002