

Arkansas Nuclear 2

4Q/2000 Performance Indicators

Licensee's General Comments: none

Unplanned Scrams per 7000 Critical Hrs



Thresholds: White > 3.0 Yellow > 6.0 Red > 25.0

Notes

Unplanned Scrams per 7000 Critical Hrs	4Q/99	1Q/00	2Q/00	3Q/00	4Q/00
Unplanned scrams	0	0	0	0	0
Critical hours	1818.7	2184.0	2183.0	1227.5	582.0
Indicator value	0	0	0	0	0

Licensee Comments: none

Scrams with Loss of Normal Heat Removal



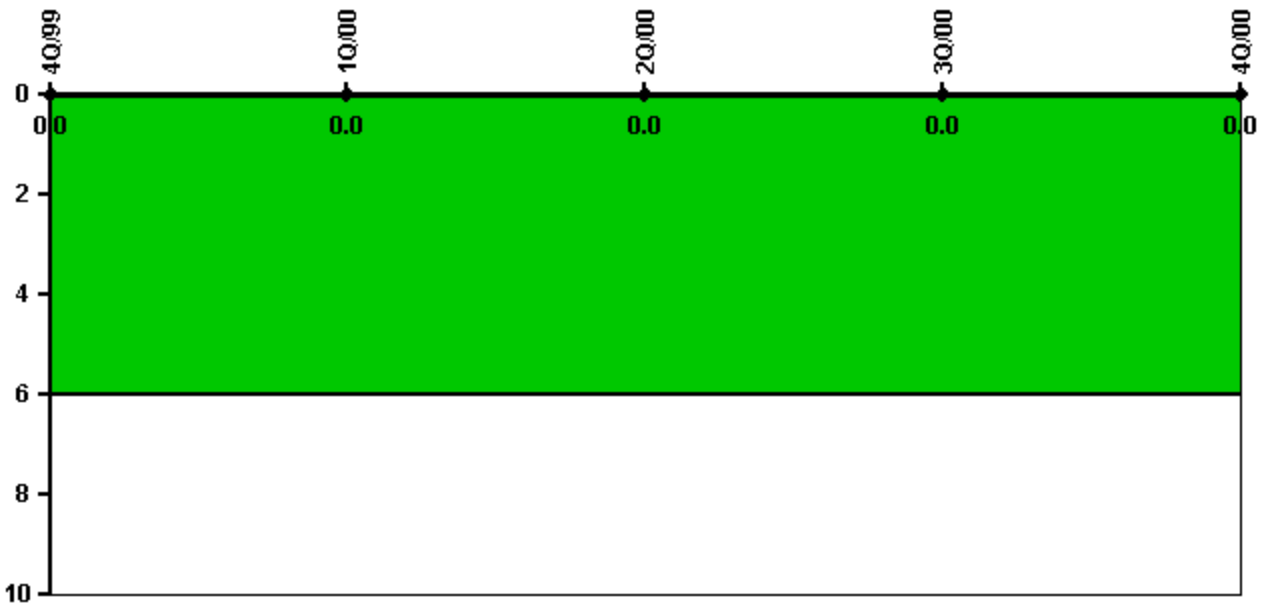
Thresholds: White > 2.0 Yellow > 10.0 Red > 20.0

Notes

Scrams with Loss of Normal Heat Removal	4Q/99	1Q/00	2Q/00	3Q/00	4Q/00
Scrams	0	0	0	0	0
Indicator value	0	0	0	0	0

Licensee Comments: none

Unplanned Power Changes per 7000 Critical Hrs



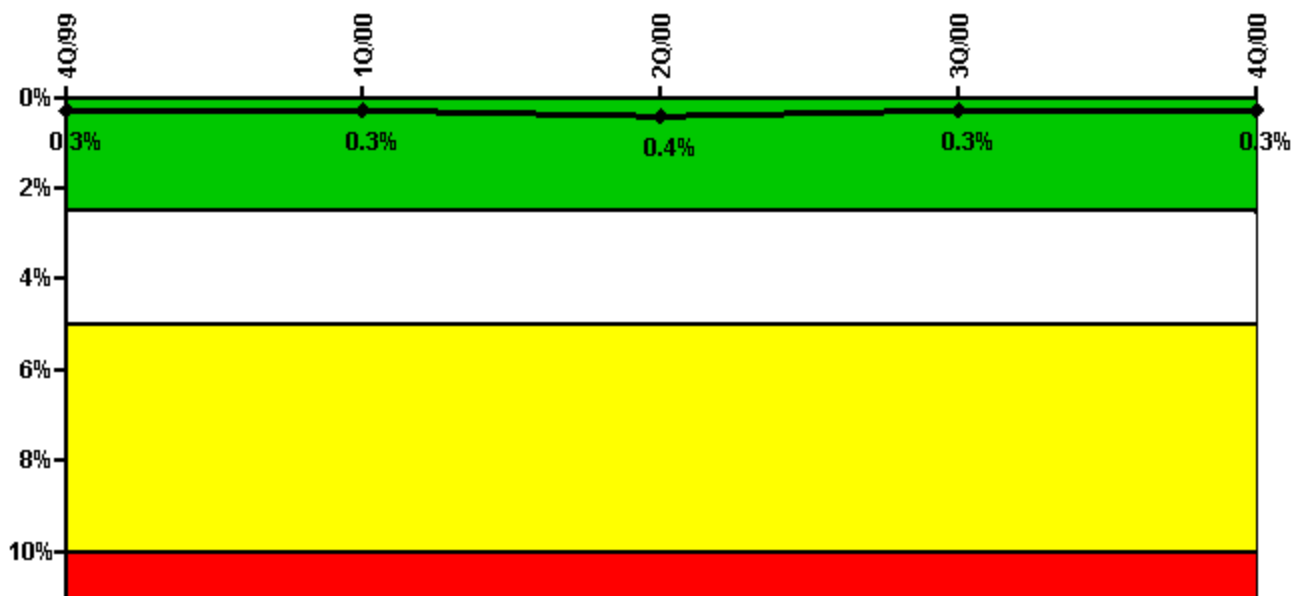
Thresholds: White > 6.0

Notes

Unplanned Power Changes per 7000 Critical Hrs	4Q/99	1Q/00	2Q/00	3Q/00	4Q/00
Unplanned power changes	0	0	0	0	0
Critical hours	1818.7	2184.0	2183.0	1227.5	582.0
Indicator value	0	0	0	0	0

Licensee Comments: none

Safety System Unavailability, Emergency AC Power



Thresholds: White > 2.5% Yellow > 5.0% Red > 10.0%

Notes

Safety System Unavailability, Emergency AC Power	4Q/99	1Q/00	2Q/00	3Q/00	4Q/00
Train 1					
Planned unavailable hours	13.93	0.28	0	0	2.80
Unplanned unavailable hours	0	0	0	0	1.80
Fault exposure hours	0	0	0	0	0
Effective Reset hours	0	0	0	0	0
Required hours	2035.00	2184.00	2183.00	2208.00	2209.00
Train 2					
Planned unavailable hours	0	13.01	16.80	0.60	0
Unplanned unavailable hours	0	0	0	0	0
Fault exposure hours	0	0	0	0	0
Effective Reset hours	0	0	0	0	0
Required hours	2209.00	2184.00	2183.00	2208.00	2209.00
Indicator value	0.3%	0.3%	0.4%	0.3%	0.3%

Licensee Comments: none

Safety System Unavailability, High Pressure Injection System (HPSI)



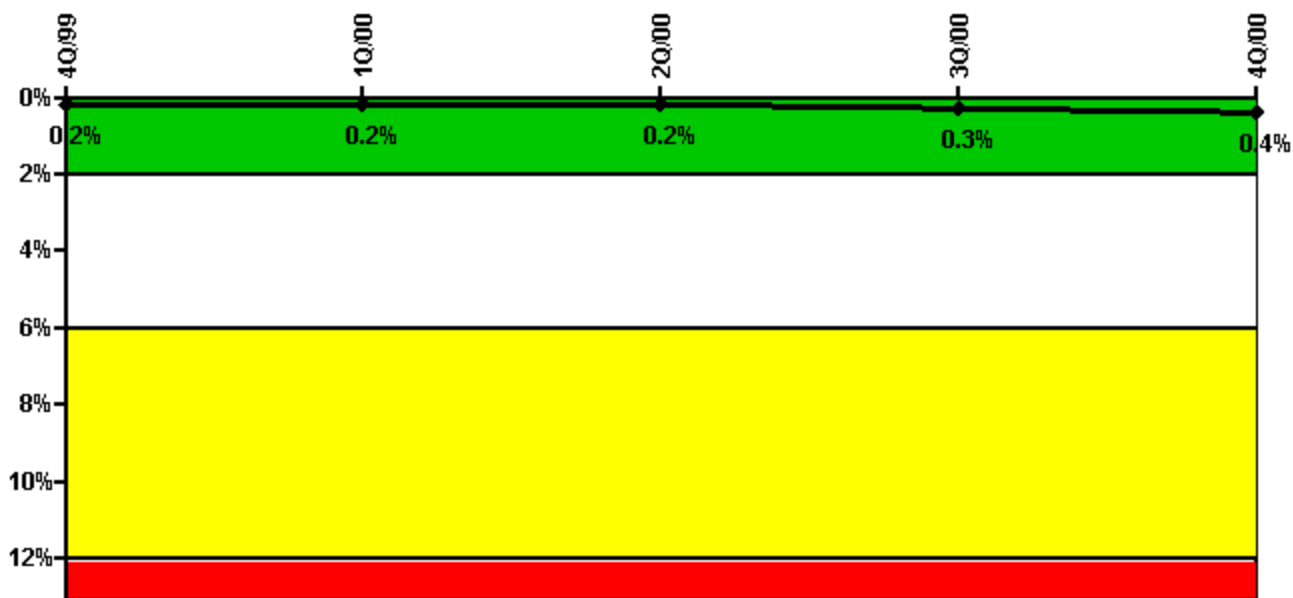
Thresholds: White > 1.5% Yellow > 5.0% Red > 10.0%

Notes

Safety System Unavailability, High Pressure Injection System (HPSI)	4Q/99	1Q/00	2Q/00	3Q/00	4Q/00
Train 1					
Planned unavailable hours	0	0	0	0	0
Unplanned unavailable hours	0	0	0	0	0
Fault exposure hours	0	0	0	0	0
Effective Reset hours	0	0	0	0	0
Required hours	1869.90	2184.00	2183.00	1278.50	670.00
Train 2					
Planned unavailable hours	0	0.70	0	0	0
Unplanned unavailable hours	0	0	0	0	0
Fault exposure hours	0	0	0	0	0
Effective Reset hours	0	0	0	0	0
Required hours	1869.90	2184.00	2183.00	1278.50	670.00
Indicator value	0.1%	0.1%	0.1%	0.1%	0.1%

Licensee Comments: none

Safety System Unavailability, Heat Removal System (AFW)



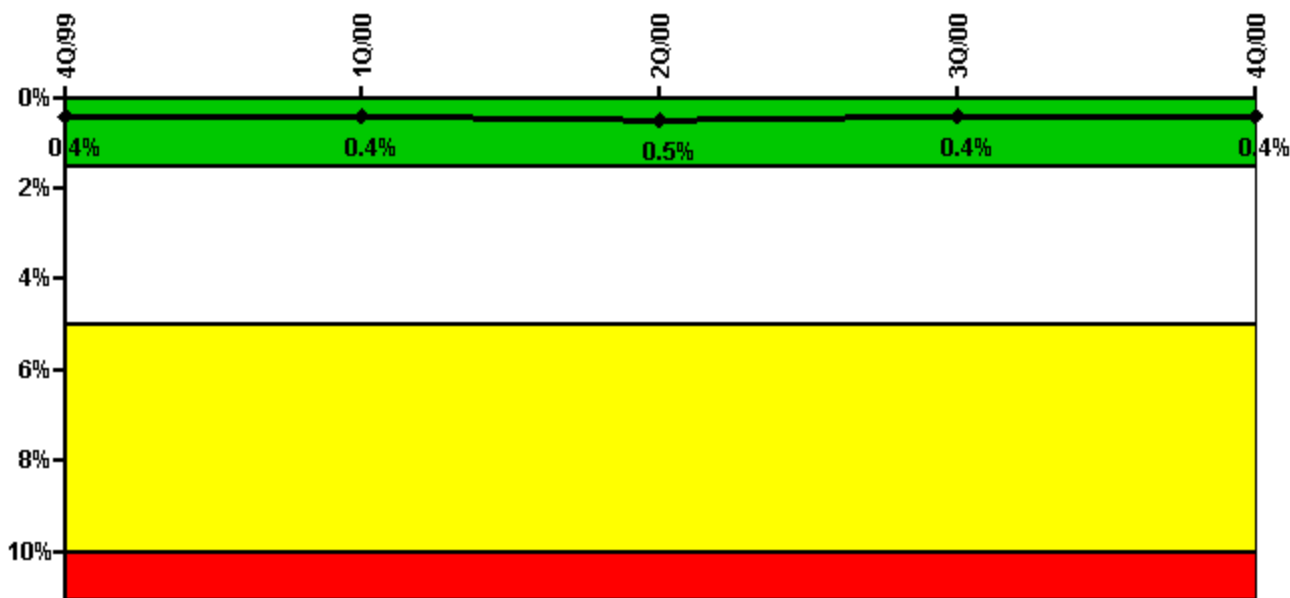
Thresholds: White > 2.0% Yellow > 6.0% Red > 12.0%

Notes

Safety System Unavailability, Heat Removal System (AFW)	4Q/99	1Q/00	2Q/00	3Q/00	4Q/00
Train 1					
Planned unavailable hours	0	10.67	6.92	0	0
Unplanned unavailable hours	0	0	0	11.60	4.28
Fault exposure hours	0	0	0	45.30	0
Effective Reset hours	0	0	0	0	0
Required hours	1845.90	2184.00	2183.00	1278.60	670.00
Train 2					
Planned unavailable hours	0	0	0.90	0	0
Unplanned unavailable hours	0	5.78	0	0	0
Fault exposure hours	0	0	0	0	0
Effective Reset hours	0	0	0	0	0
Required hours	1845.90	2184.00	2183.00	1278.60	670.00
Indicator value	0.2%	0.2%	0.2%	0.3%	0.4%

Licensee Comments: none

Safety System Unavailability, Residual Heat Removal System



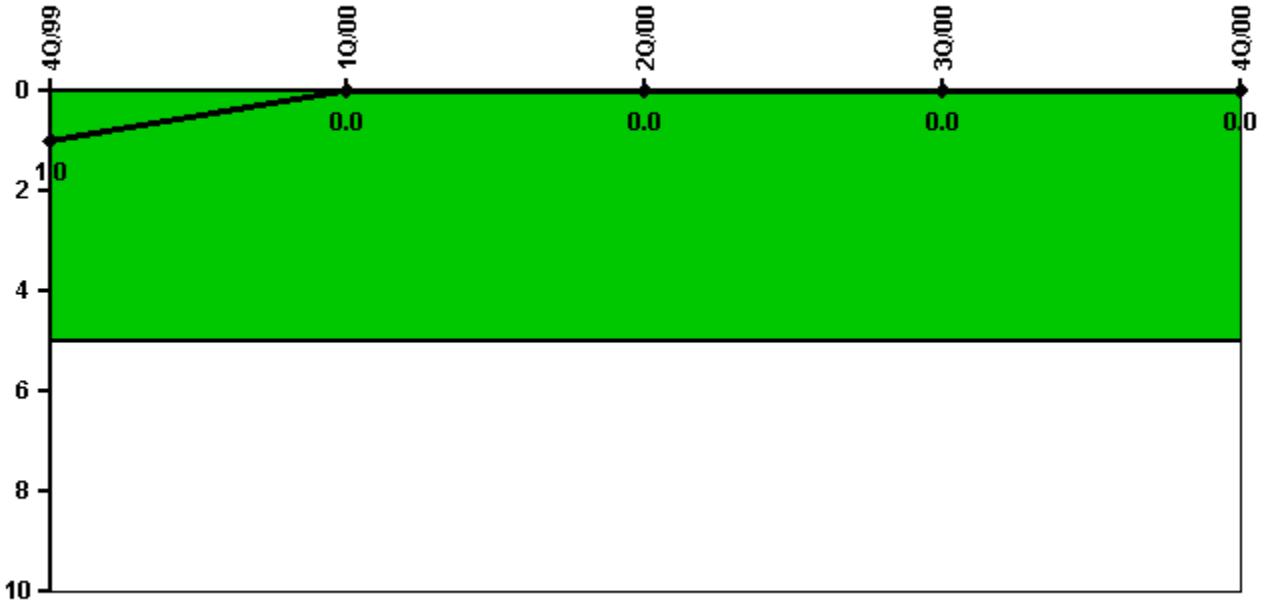
Thresholds: White > 1.5% Yellow > 5.0% Red > 10.0%

Notes

Safety System Unavailability, Residual Heat Removal System	4Q/99	1Q/00	2Q/00	3Q/00	4Q/00
Train 1					
Planned unavailable hours	10.05	1.80	14.50	0.10	0
Unplanned unavailable hours	0	0	0	0	0
Fault exposure hours	0	0	0	0	0
Effective Reset hours	0	0	0	0	0
Required hours	2209.00	2184.00	2183.00	1278.50	670.00
Train 2					
Planned unavailable hours	30.02	0	6.30	0.02	0
Unplanned unavailable hours	0	0	0	23.20	0
Fault exposure hours	0	0	0	0	0
Effective Reset hours	0	0	0	0	0
Required hours	2209.00	2184.00	2183.00	1278.50	670.00
Train 3					
Planned unavailable hours	10.05	1.80	0	0	0
Unplanned unavailable hours	0	0	0	0	0
Fault exposure hours	0	0	0	0	0
Effective Reset hours	0	0	0	0	0
Required hours	2209.00	2184.00	0	750.10	421.70
Train 4					
Planned unavailable hours	30.02	0	0	0	0
Unplanned unavailable hours	0	0	0	0	0
Fault exposure hours	0	0	0	0	0
Effective Reset hours	0	0	0	0	0
Required hours	2209.00	2184.00	0	806.00	325.70
Indicator value	0.4%	0.4%	0.5%	0.4%	0.4%

Licensee Comments: none

Safety System Functional Failures (PWR)



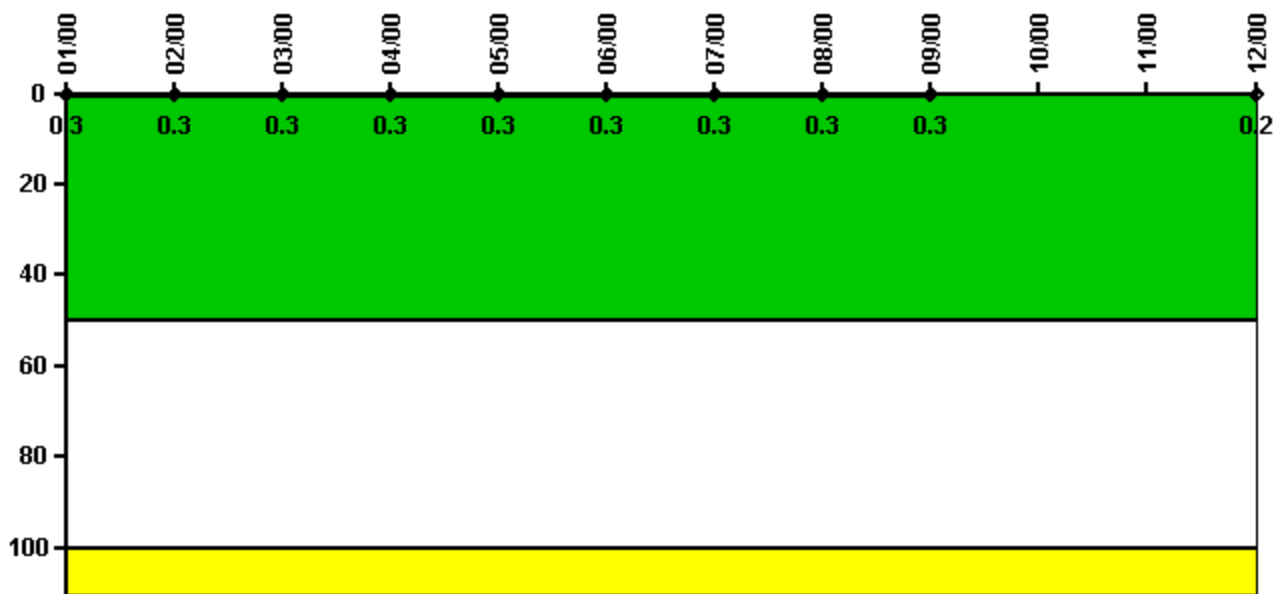
Thresholds: White > 5.0

Notes

Safety System Functional Failures (PWR)	4Q/99	1Q/00	2Q/00	3Q/00	4Q/00
Safety System Functional Failures	0	0	0	0	0
Indicator value	1	0	0	0	0

Licensee Comments: none

Reactor Coolant System Activity



Thresholds: White > 50.0 Yellow > 100.0

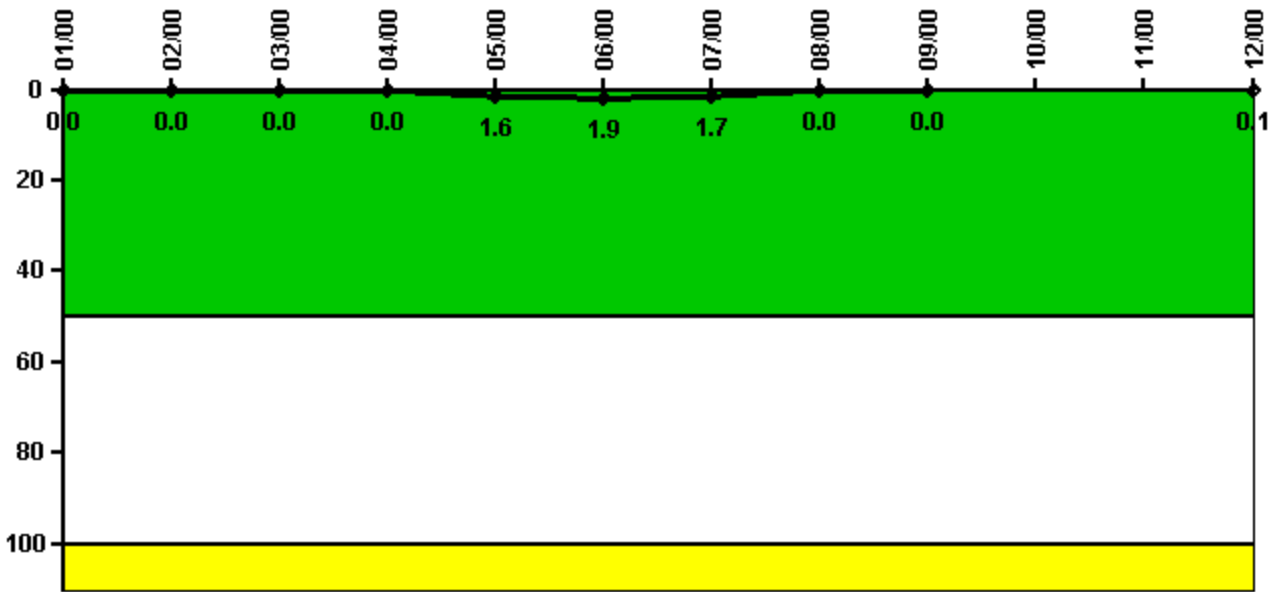
Notes

Reactor Coolant System Activity	1/00	2/00	3/00	4/00	5/00	6/00	7/00	8/00	9/00	10/00	11/00	12/00
Maximum activity	0.002960	0.003090	0.003120	0.003230	0.003160	0.003200	0.003120	0.003390	0.003460	N/A	N/A	0.001590
Technical specification limit	1.0	1.0	1.0	1.0	1.0	1.0	1.0	1.0	1.0	1.0	1.0	1.0
Indicator value	0.3	0.3	0.3	0.3	0.3	0.3	0.3	0.3	0.3	N/A	N/A	0.2

Licensee Comments:

12/00: The Unit was shutdown for Refueling and Steam Generator replacement during the months of October and November.

Reactor Coolant System Leakage



Thresholds: White > 50.0 Yellow > 100.0

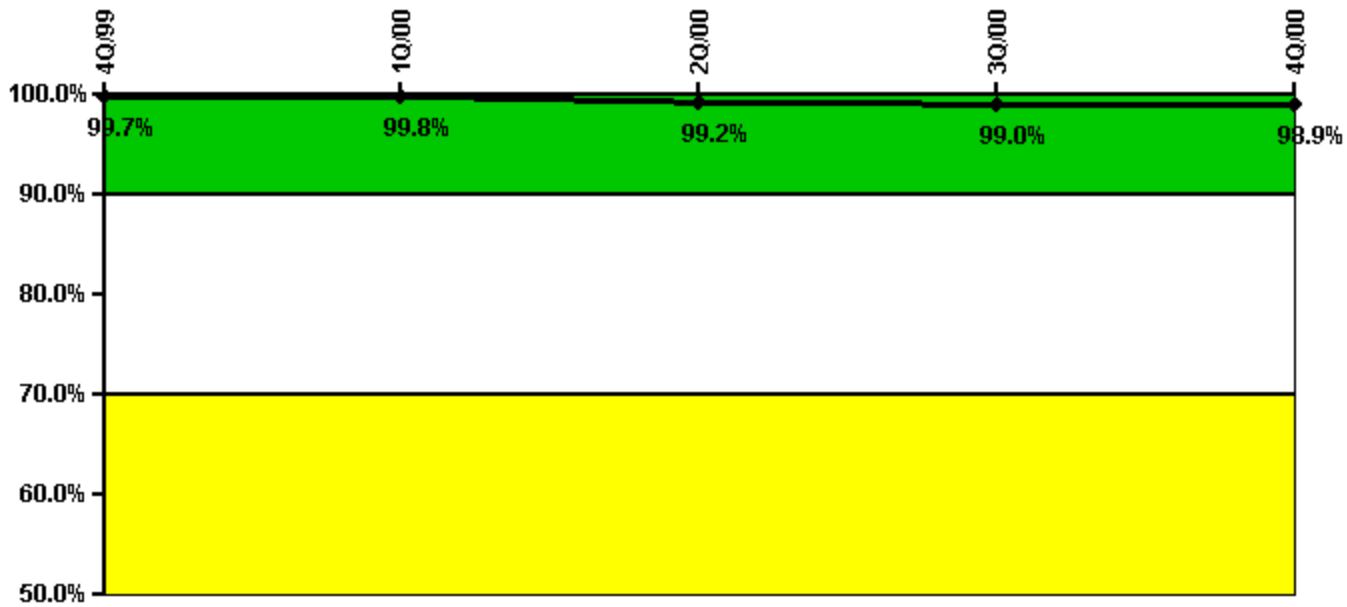
Notes

Reactor Coolant System Leakage	1/00	2/00	3/00	4/00	5/00	6/00	7/00	8/00	9/00	10/00	11/00	12/00
Maximum leakage	0.003	0.001	0.001	0.002	0.161	0.194	0.172	0.002	0.002	N/A	N/A	0.006
Technical specification limit	10.0	10.0	10.0	10.0	10.0	10.0	10.0	10.0	10.0	10.0	10.0	10.0
Indicator value	0	0	0	0	1.6	1.9	1.7	0	0	N/A	N/A	0.1

Licensee Comments:

12/00: The Unit was shutdown for refueling and Steam Generator replacement during the months of October and November.

Drill/Exercise Performance



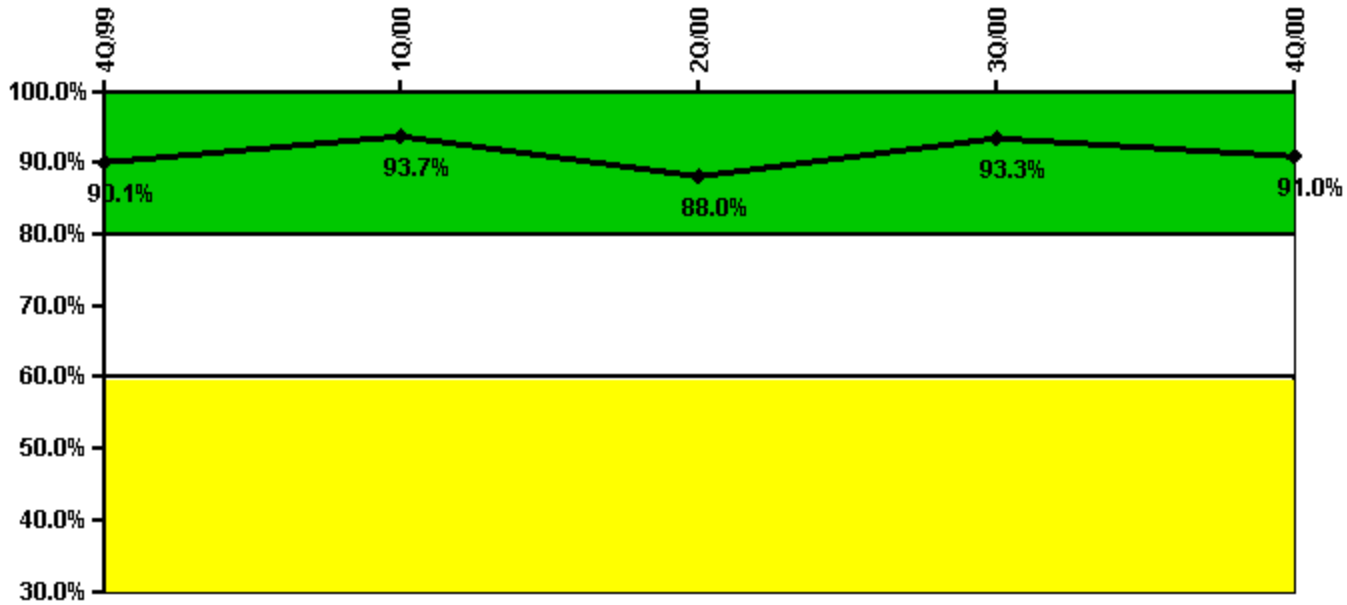
Thresholds: White < 90.0% Yellow < 70.0%

Notes

Drill/Exercise Performance	4Q/99	1Q/00	2Q/00	3Q/00	4Q/00
Successful opportunities	35.0	96.0	82.0	55.0	16.0
Total opportunities	35.0	96.0	85.0	56.0	16.0
Indicator value	99.7%	99.8%	99.2%	99.0%	98.9%

Licensee Comments: none

ERO Drill Participation



Thresholds: White < 80.0% Yellow < 60.0%

Notes

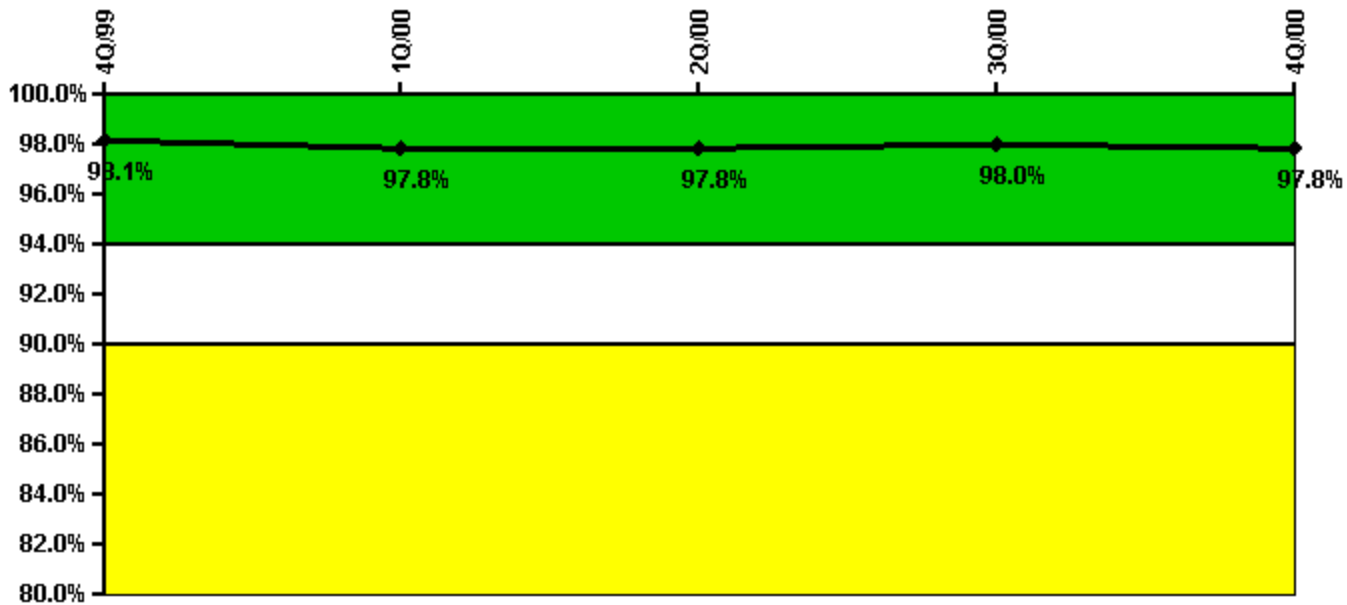
ERO Drill Participation	4Q/99	1Q/00	2Q/00	3Q/00	4Q/00
Participating Key personnel	109.0	118.0	88.0	98.0	101.0
Total Key personnel	121.0	126.0	100.0	105.0	111.0
Indicator value	90.1%	93.7%	88.0%	93.3%	91.0%

Licensee Comments:

3Q/00: After internal assessment and review, the Q3/2000 data was revised from 103 to 98 ERO members participating. This change did not affect indicator color.

2Q/00: After internal assessment and review, the Q2/2000 data was revised from 92 to 88 ERO members participating. This change did not affect indicator color.

Alert & Notification System



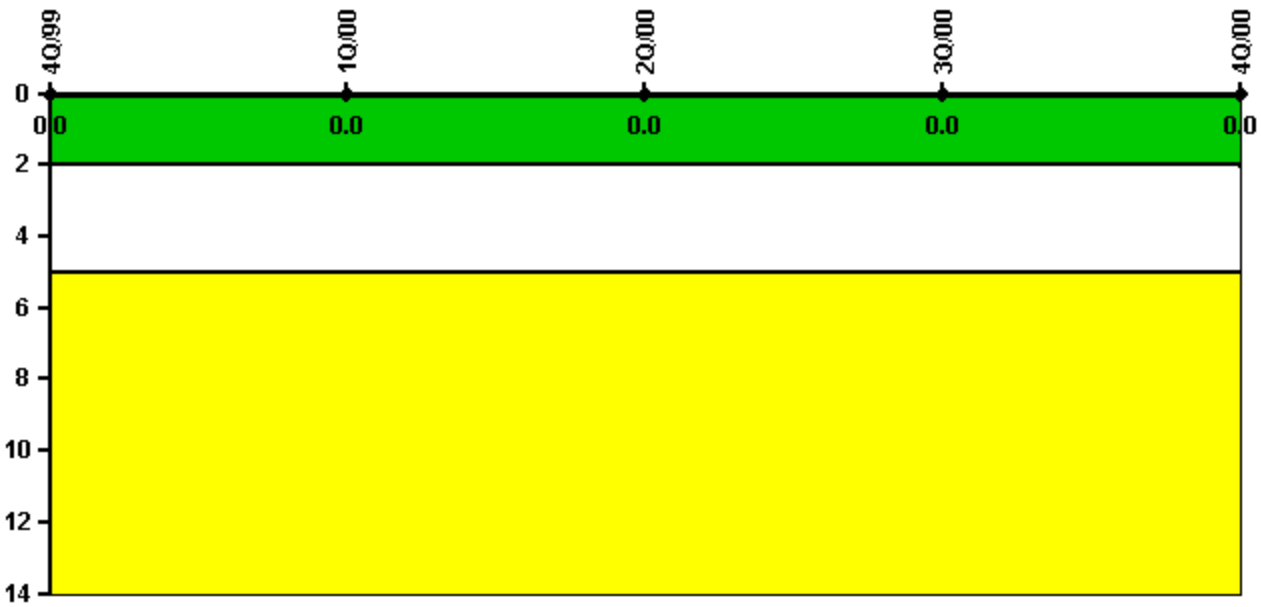
Thresholds: White < 94.0% Yellow < 90.0%

Notes

Alert & Notification System	4Q/99	1Q/00	2Q/00	3Q/00	4Q/00
Successful siren-tests	143	144	145	144	142
Total sirens-tests	147	147	147	147	147
Indicator value	98.1%	97.8%	97.8%	98.0%	97.8%

Licensee Comments: none

Occupational Exposure Control Effectiveness



Thresholds: White > 2.0 Yellow > 5.0

Notes

Occupational Exposure Control Effectiveness	4Q/99	1Q/00	2Q/00	3Q/00	4Q/00
High radiation area occurrences	0	0	0	0	0
Very high radiation area occurrences	0	0	0	0	0
Unintended exposure occurrences	0	0	0	0	0
Indicator value	0	0	0	0	0

Licensee Comments: none

RETS/ODCM Radiological Effluent



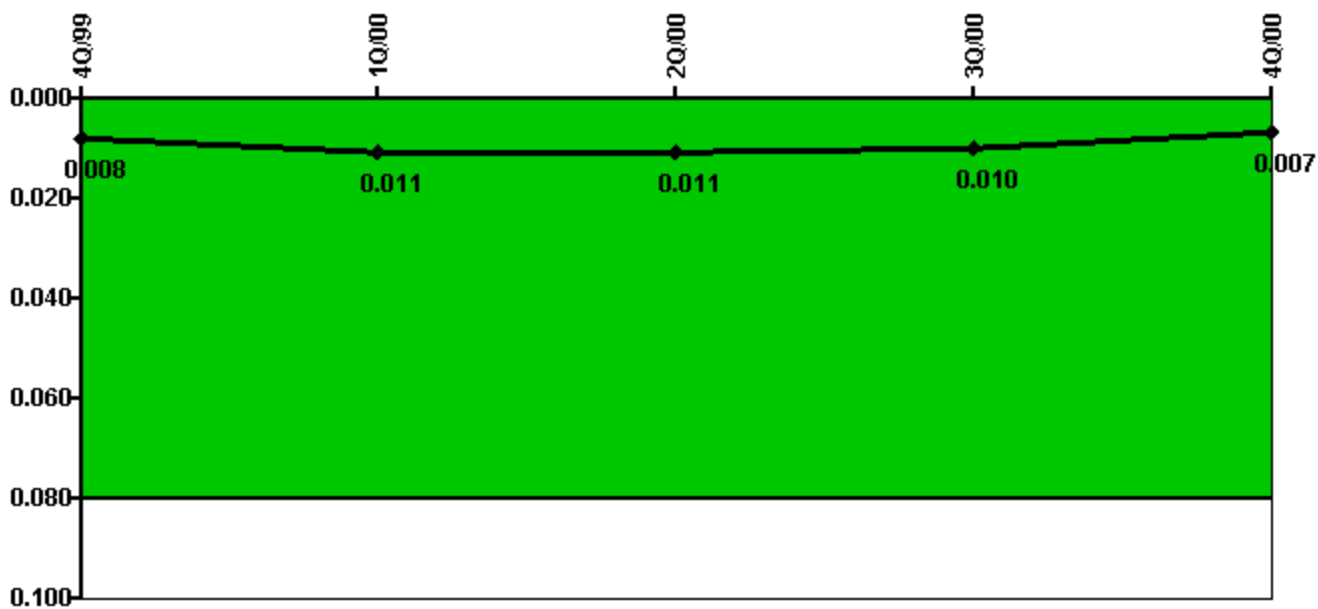
Thresholds: White > 1.0 Yellow > 3.0

Notes

RETS/ODCM Radiological Effluent	4Q/99	1Q/00	2Q/00	3Q/00	4Q/00
RETS/ODCM occurrences	0	0	0	0	0
Indicator value	0	0	0	0	0

Licensee Comments: none

Protected Area Security Performance Index



Thresholds: White > 0.080

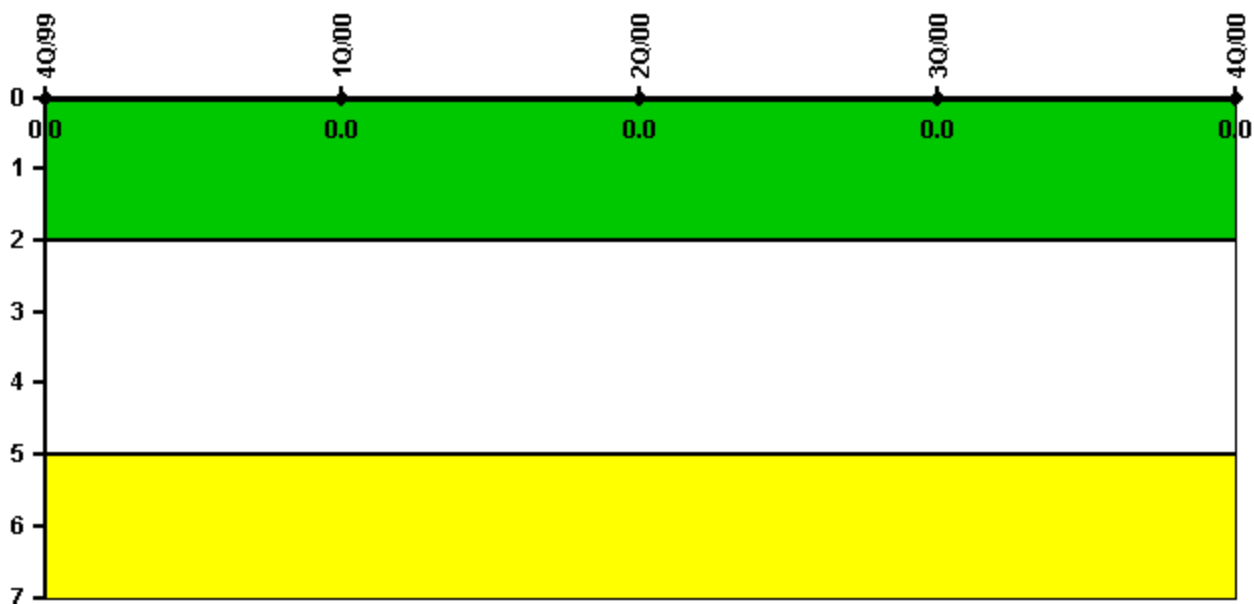
Notes

Protected Area Security Performance Index	4Q/99	1Q/00	2Q/00	3Q/00	4Q/00
IDS compensatory hours	106.30	63.20	17.90	21.60	39.50
CCTV compensatory hours	13.9	14.5	1.5	27.0	4.5
IDS normalization factor	1.65	1.70	1.70	1.70	1.70
CCTV normalization factor	1.0	1.1	1.1	1.1	1.1
Index Value	0.008	0.011	0.011	0.010	0.007

Licensee Comments:

3Q/00: After internal assessment and review, the Q3/2000 data was revised to include 5.5 IDS hours in July, an added 2 hours IDS in August, and an added 11 CCTV hours in August. These changes did not affect indicator color.

Personnel Screening Program



Thresholds: White > 2.0 Yellow > 5.0

Notes

Personnel Screening Program	4Q/99	1Q/00	2Q/00	3Q/00	4Q/00
Program failures	0	0	0	0	0
Indicator value	0	0	0	0	0

Licensee Comments: none

FFD/Personnel Reliability



Thresholds: White > 2.0 Yellow > 5.0

Notes

FFD/Personnel Reliability	4Q/99	1Q/00	2Q/00	3Q/00	4Q/00
Program Failures	0	0	0	0	0
Indicator value	0	0	0	0	0

Licensee Comments: none

▲ [PI Summary](#) | [Inspection Findings Summary](#) | [Action Matrix Summary](#) | [Reactor Oversight Process](#)

Last Modified: March 28, 2002