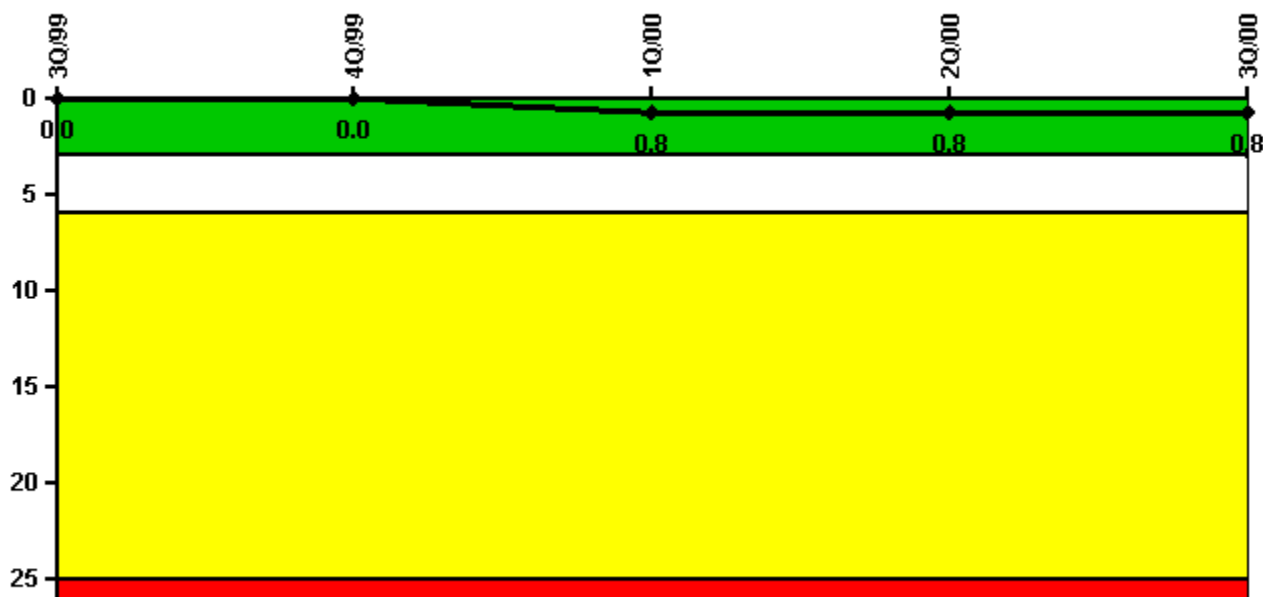


### Turkey Point 4

#### 3Q/2000 Performance Indicators

Licensee's General Comments: none

#### Unplanned Scrams per 7000 Critical Hrs



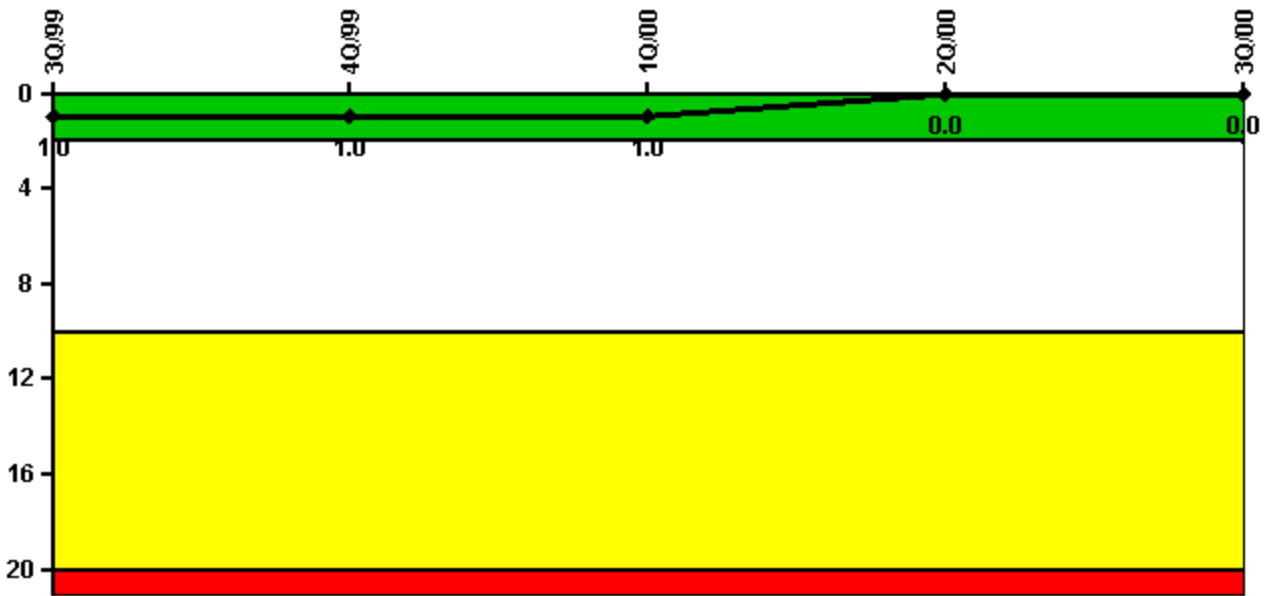
Thresholds: White > 3.0 Yellow > 6.0 Red > 25.0

#### Notes

Unplanned Scrams per 7000 Critical Hrs	3Q/99	4Q/99	1Q/00	2Q/00	3Q/00
Unplanned scrams	0	0	1.0	0	0
Critical hours	2208.0	2209.0	2131.6	2183.0	2064.1
<b>Indicator value</b>	<b>0</b>	<b>0</b>	<b>0.8</b>	<b>0.8</b>	<b>0.8</b>

Licensee Comments: none

### Scrams with Loss of Normal Heat Removal



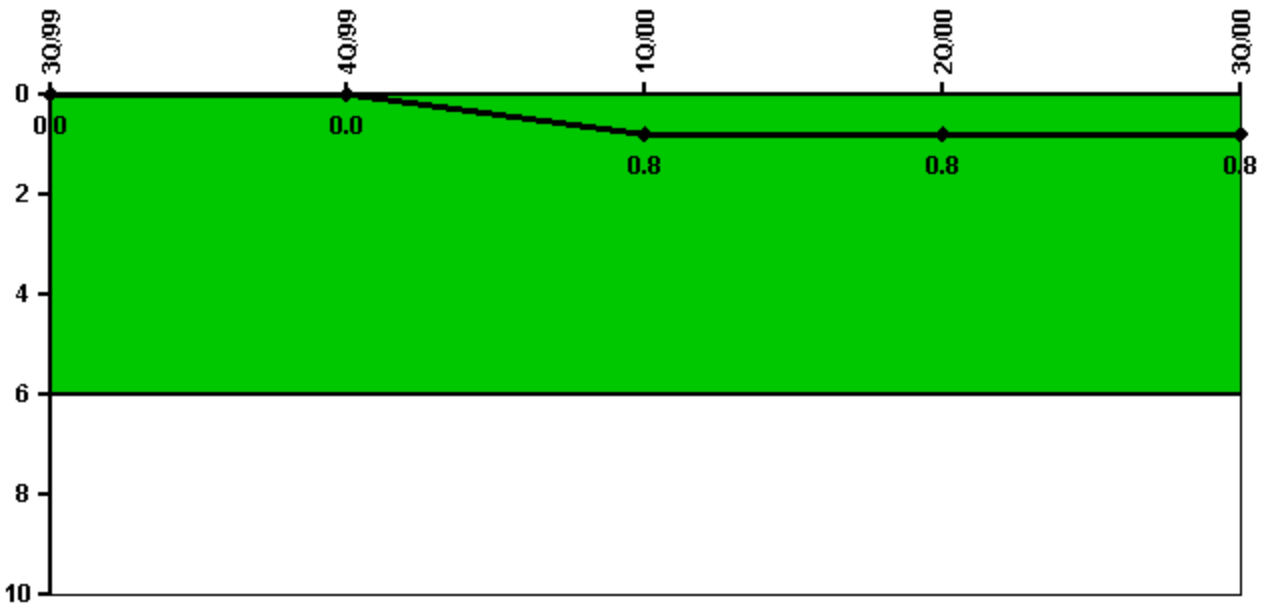
Thresholds: White > 2.0 Yellow > 10.0 Red > 20.0

#### Notes

Scrams with Loss of Normal Heat Removal	3Q/99	4Q/99	1Q/00	2Q/00	3Q/00
Scrams	0	0	0	0	0
Indicator value	1.0	1.0	1.0	0	0

Licensee Comments: none

### Unplanned Power Changes per 7000 Critical Hrs



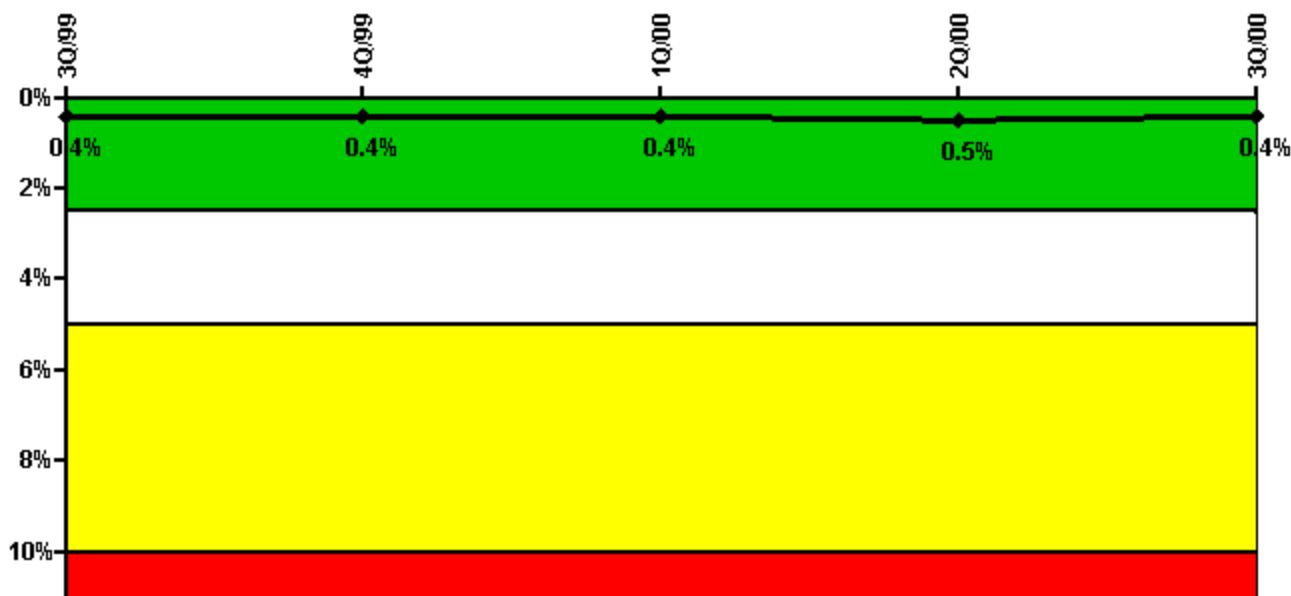
Thresholds: White > 6.0

#### Notes

Unplanned Power Changes per 7000 Critical Hrs	3Q/99	4Q/99	1Q/00	2Q/00	3Q/00
Unplanned power changes	0	0	1.0	0	0
Critical hours	2208.0	2209.0	2131.6	2183.0	2064.1
<b>Indicator value</b>	<b>0</b>	<b>0</b>	<b>0.8</b>	<b>0.8</b>	<b>0.8</b>

Licensee Comments: none

### Safety System Unavailability, Emergency AC Power



Thresholds: White > 2.5% Yellow > 5.0% Red > 10.0%

#### Notes

Safety System Unavailability, Emergency AC Power	3Q/99	4Q/99	1Q/00	2Q/00	3Q/00
<b>Train 1</b>					
Planned unavailable hours	0	0	0	4.00	9.80
Unplanned unavailable hours	0	0	20.00	0	5.80
Fault exposure hours	0	0	0	0	0
Effective Reset hours	0	0	0	0	0
Required hours	2208.00	2209.00	2184.00	2183.00	2151.50
<b>Train 2</b>					
Planned unavailable hours	21.60	0	0	5.70	4.10
Unplanned unavailable hours	0	22.50	0	0	0
Fault exposure hours	0	0	0	0	0
Effective Reset hours	0	0	0	0	0
Required hours	2208.00	2209.00	2184.00	2183.00	2151.50
<b>Indicator value</b>	<b>0.4%</b>	<b>0.4%</b>	<b>0.4%</b>	<b>0.5%</b>	<b>0.4%</b>

Licensee Comments: none

### Safety System Unavailability, High Pressure Injection System (HPSI)



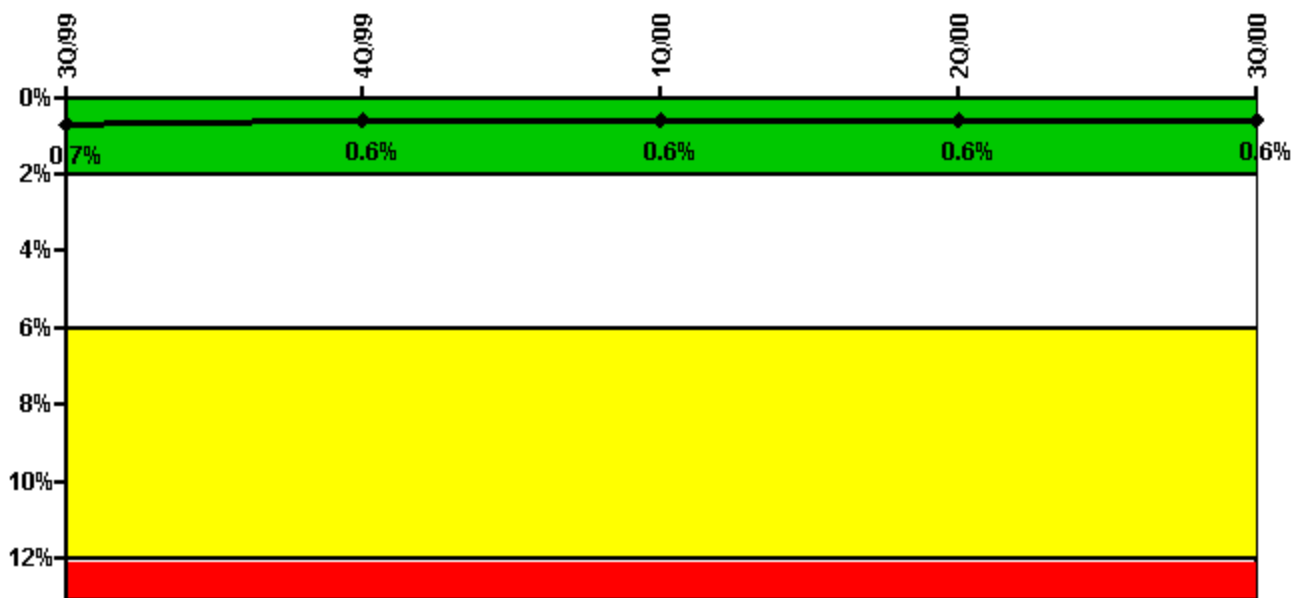
Thresholds: White > 1.5% Yellow > 5.0% Red > 10.0%

#### Notes

Safety System Unavailability, High Pressure Injection System (HPSI)	3Q/99	4Q/99	1Q/00	2Q/00	3Q/00
<b>Train 1</b>					
Planned unavailable hours	97.50	1.90	0	0	0
Unplanned unavailable hours	0	0	0	0	0
Fault exposure hours	0	0	0	0	0
Effective Reset hours	0	0	0	0	0
Required hours	2208.00	2209.00	2184.00	2183.00	2095.00
<b>Train 2</b>					
Planned unavailable hours	13.50	1.50	0	0	2.33
Unplanned unavailable hours	0	0	0	0	0.50
Fault exposure hours	0	0	0	0	23.00
Effective Reset hours	0	0	0	0	0
Required hours	2208.00	2209.00	2184.00	2183.00	2095.00
<b>Indicator value</b>	<b>0.7%</b>	<b>0.7%</b>	<b>0.6%</b>	<b>0.5%</b>	<b>0.5%</b>

Licensee Comments: none

### Safety System Unavailability, Heat Removal System (AFW)



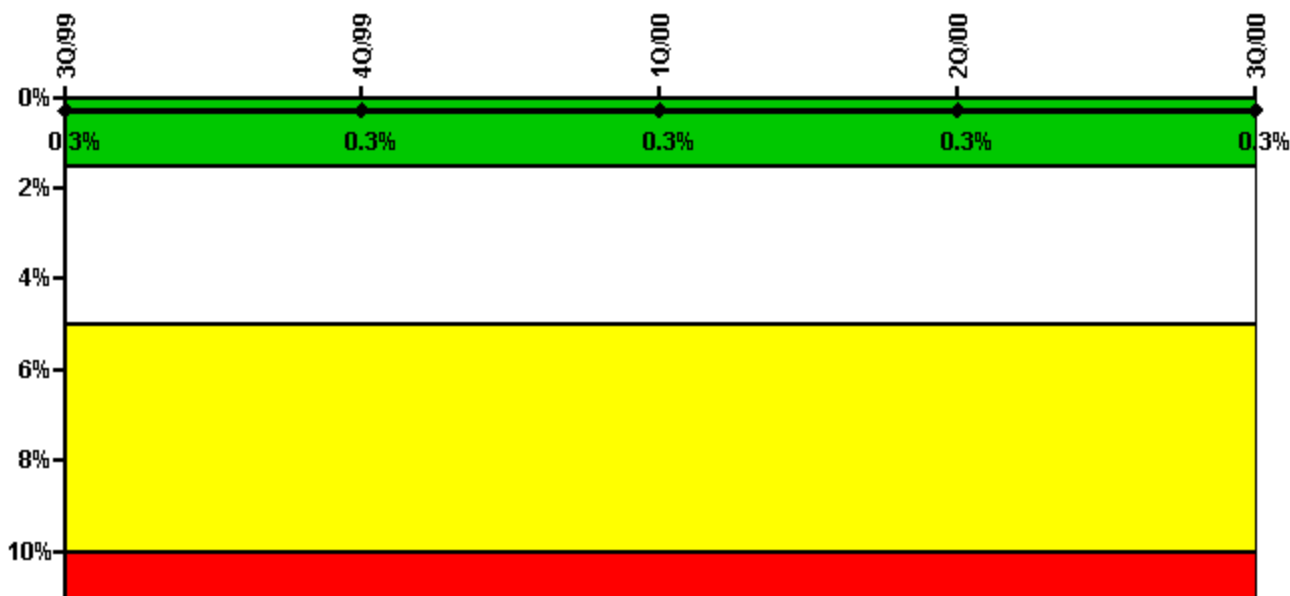
Thresholds: White > 2.0% Yellow > 6.0% Red > 12.0%

#### Notes

Safety System Unavailability, Heat Removal System (AFW)	3Q/99	4Q/99	1Q/00	2Q/00	3Q/00
<b>Train 1</b>					
Planned unavailable hours	0	0.33	17.83	0	1.00
Unplanned unavailable hours	0	0	0	10.40	1.30
Fault exposure hours	0	0	0	0	82.00
Effective Reset hours	0	0	0	0	0
Required hours	2208.00	2209.00	2184.00	2183.00	2073.60
<b>Train 2</b>					
Planned unavailable hours	15.02	0.67	41.77	0	0.60
Unplanned unavailable hours	0	0	0	0	0
Fault exposure hours	0	0	0	0	0
Effective Reset hours	0	0	0	0	0
Required hours	2208.00	2209.00	2184.00	2183.00	2073.60
<b>Indicator value</b>	<b>0.7%</b>	<b>0.6%</b>	<b>0.6%</b>	<b>0.6%</b>	<b>0.6%</b>

Licensee Comments: none

### Safety System Unavailability, Residual Heat Removal System



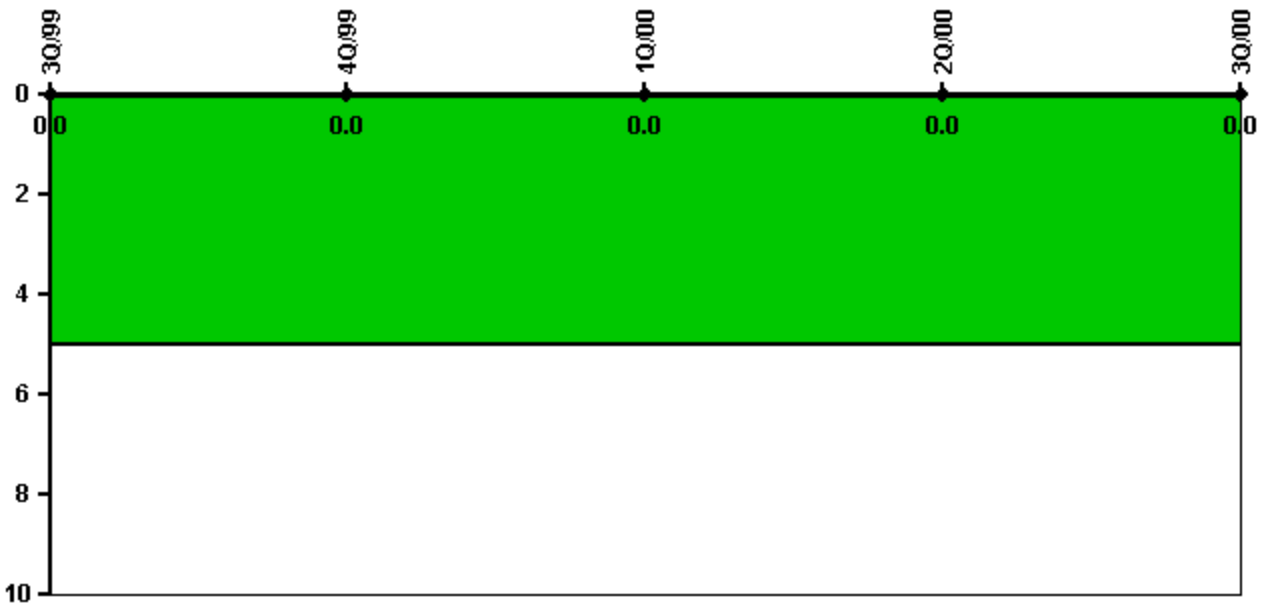
Thresholds: White > 1.5% Yellow > 5.0% Red > 10.0%

#### Notes

Safety System Unavailability, Residual Heat Removal System	3Q/99	4Q/99	1Q/00	2Q/00	3Q/00
<b>Train 1</b>					
Planned unavailable hours	0.70	0.70	0.90	0.30	13.60
Unplanned unavailable hours	0	0	0	0	0
Fault exposure hours	0	0	0	0	0
Effective Reset hours	0	0	0	0	0
Required hours	2208.00	2209.00	2184.00	2183.00	2208.00
<b>Train 2</b>					
Planned unavailable hours	0.60	2.00	1.00	0.30	59.55
Unplanned unavailable hours	0	0	0	0	0
Fault exposure hours	0	0	0	0	0
Effective Reset hours	0	0	0	0	0
Required hours	2208.00	2209.00	2184.00	2183.00	2208.00
<b>Indicator value</b>	<b>0.3%</b>	<b>0.3%</b>	<b>0.3%</b>	<b>0.3%</b>	<b>0.3%</b>

Licensee Comments: none

### Safety System Functional Failures (PWR)



Thresholds: White > 5.0

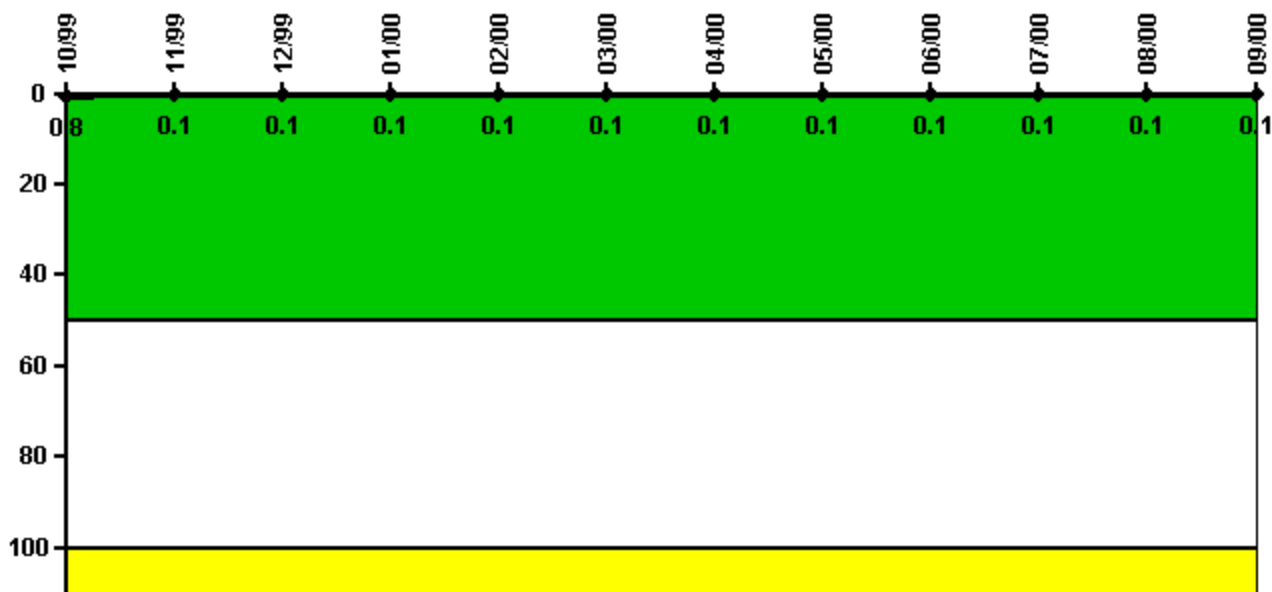
#### Notes

Safety System Functional Failures (PWR)	3Q/99	4Q/99	1Q/00	2Q/00	3Q/00
Safety System Functional Failures	0	0	0	0	0
Indicator value	0	0	0	0	0

Licensee Comments: none



### Reactor Coolant System Activity



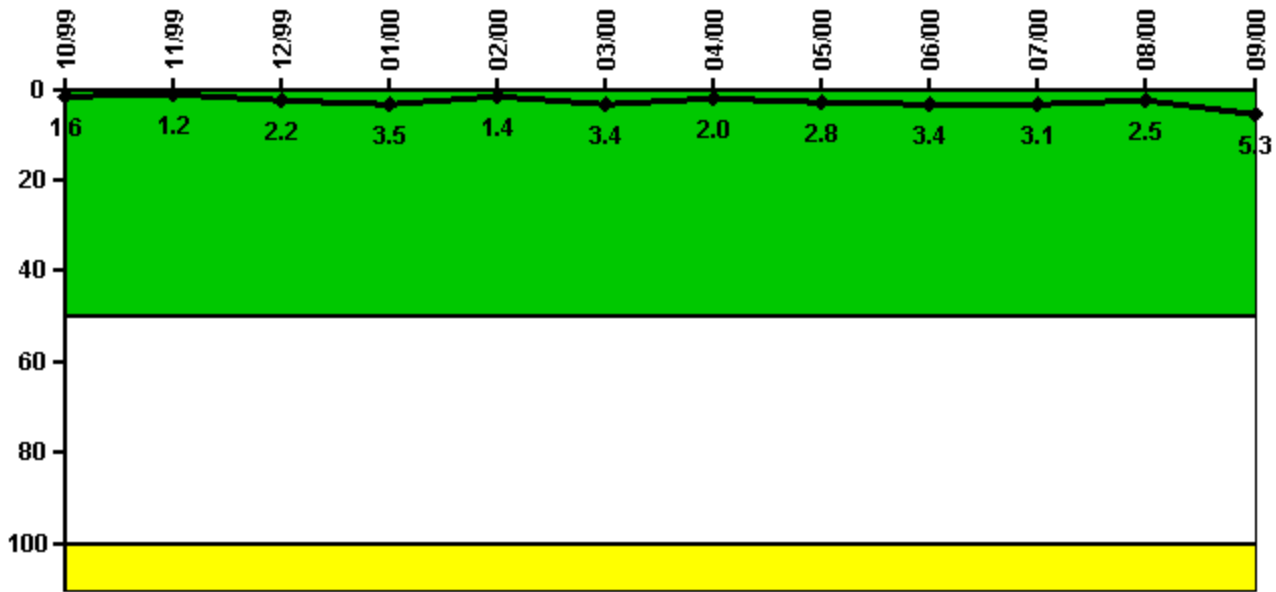
Thresholds: White > 50.0 Yellow > 100.0

#### Notes

Reactor Coolant System Activity	10/99	11/99	12/99	1/00	2/00	3/00	4/00	5/00	6/00	7/00	8/00	9/00
Maximum activity	0.007730	0.000908	0.000964	0.001010	0.001030	0.001200	0.001180	0.001230	0.001200	0.001290	0.001320	0.001370
Technical specification limit	1.0	1.0	1.0	1.0	1.0	1.0	1.0	1.0	1.0	1.0	1.0	1.0
Indicator value	0.8	0.1	0.1	0.1	0.1	0.1	0.1	0.1	0.1	0.1	0.1	0.1

Licensee Comments: none

### Reactor Coolant System Leakage



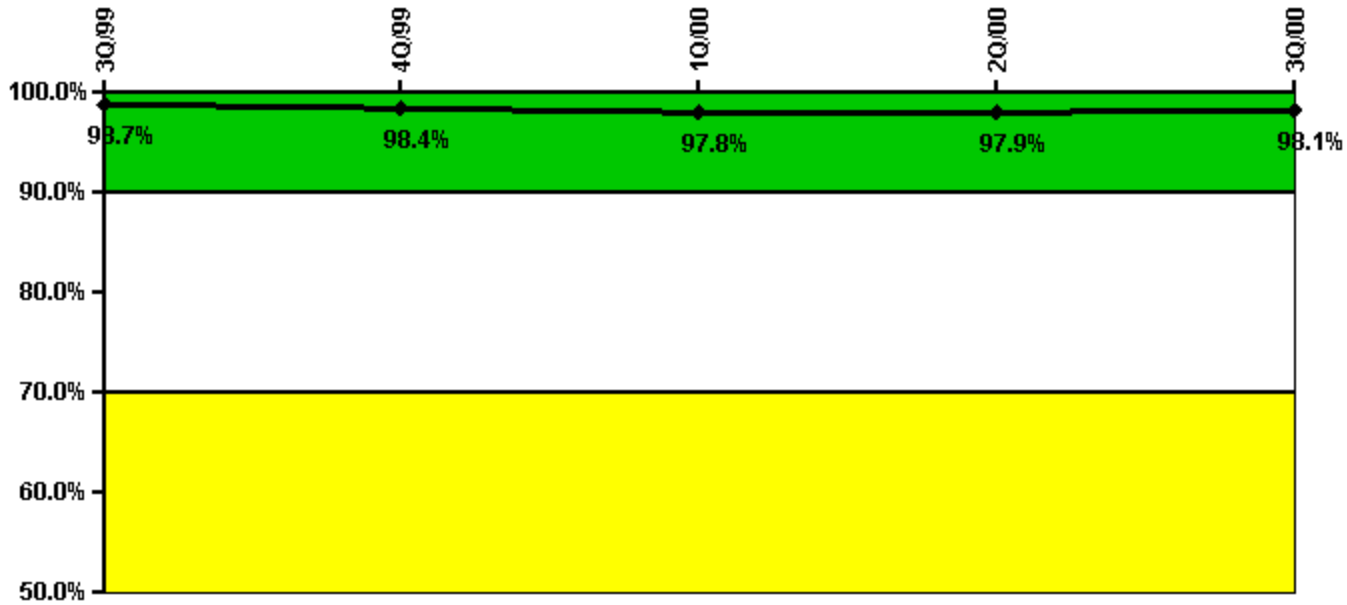
Thresholds: White > 50.0 Yellow > 100.0

#### Notes

Reactor Coolant System Leakage	10/99	11/99	12/99	1/00	2/00	3/00	4/00	5/00	6/00	7/00	8/00	9/00
Maximum leakage	0.160	0.120	0.220	0.350	0.140	0.340	0.200	0.280	0.340	0.310	0.250	0.530
Technical specification limit	10.0	10.0	10.0	10.0	10.0	10.0	10.0	10.0	10.0	10.0	10.0	10.0
Indicator value	1.6	1.2	2.2	3.5	1.4	3.4	2.0	2.8	3.4	3.1	2.5	5.3

Licensee Comments: none

### Drill/Exercise Performance



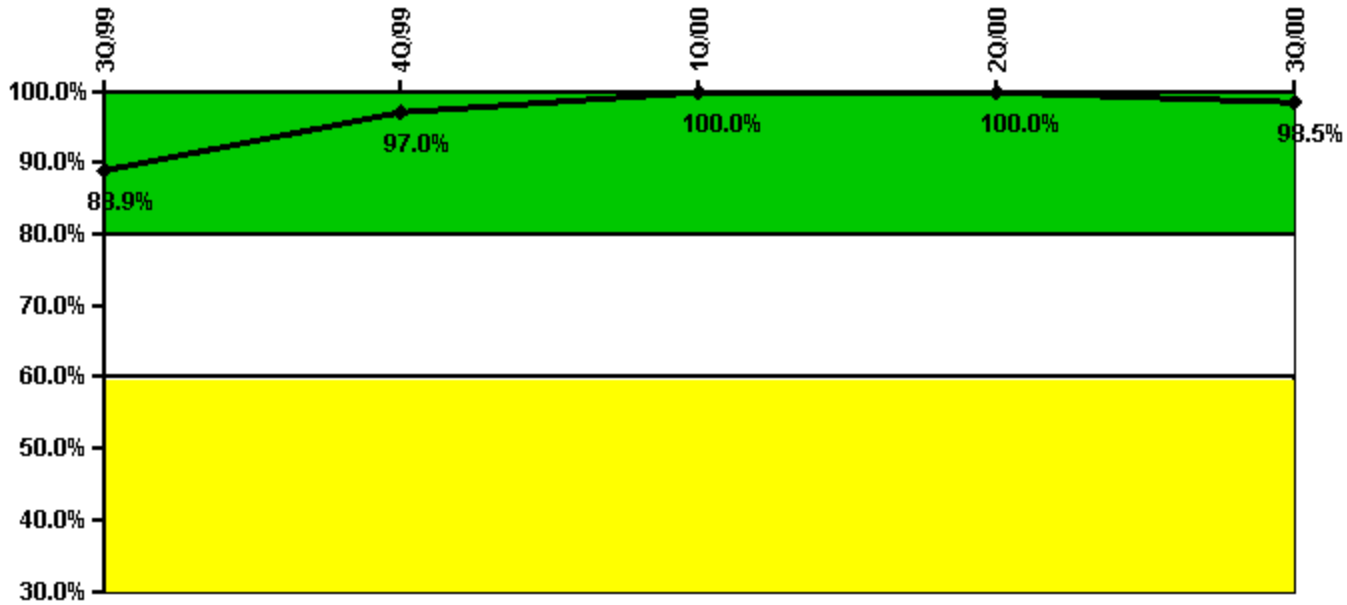
Thresholds: White < 90.0% Yellow < 70.0%

#### Notes

Drill/Exercise Performance	3Q/99	4Q/99	1Q/00	2Q/00	3Q/00
Successful opportunities	141.0	104.0	58.0	58.0	51.0
Total opportunities	144.0	106.0	63.0	58.0	51.0
Indicator value	98.7%	98.4%	97.8%	97.9%	98.1%

Licensee Comments: none

### ERO Drill Participation



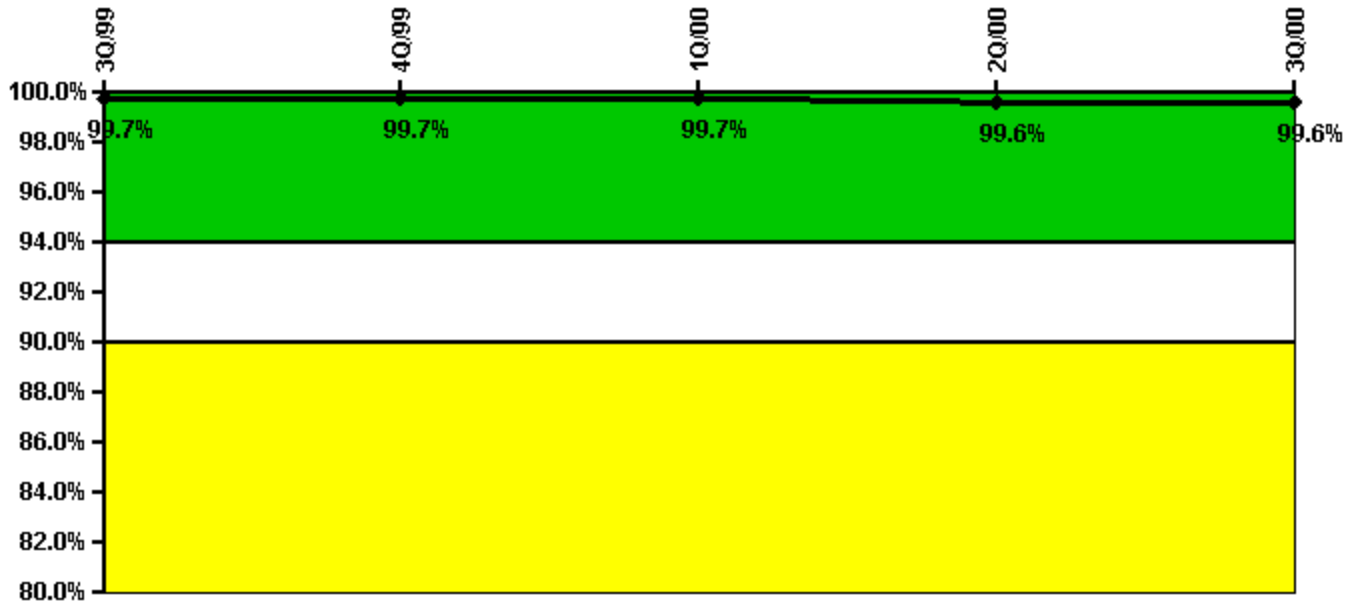
Thresholds: White < 80.0% Yellow < 60.0%

#### Notes

ERO Drill Participation	3Q/99	4Q/99	1Q/00	2Q/00	3Q/00
Participating Key personnel	72.0	64.0	70.0	70.0	66.0
Total Key personnel	81.0	66.0	70.0	70.0	67.0
<b>Indicator value</b>	<b>88.9%</b>	<b>97.0%</b>	<b>100.0%</b>	<b>100.0%</b>	<b>98.5%</b>

Licensee Comments: none

### Alert & Notification System



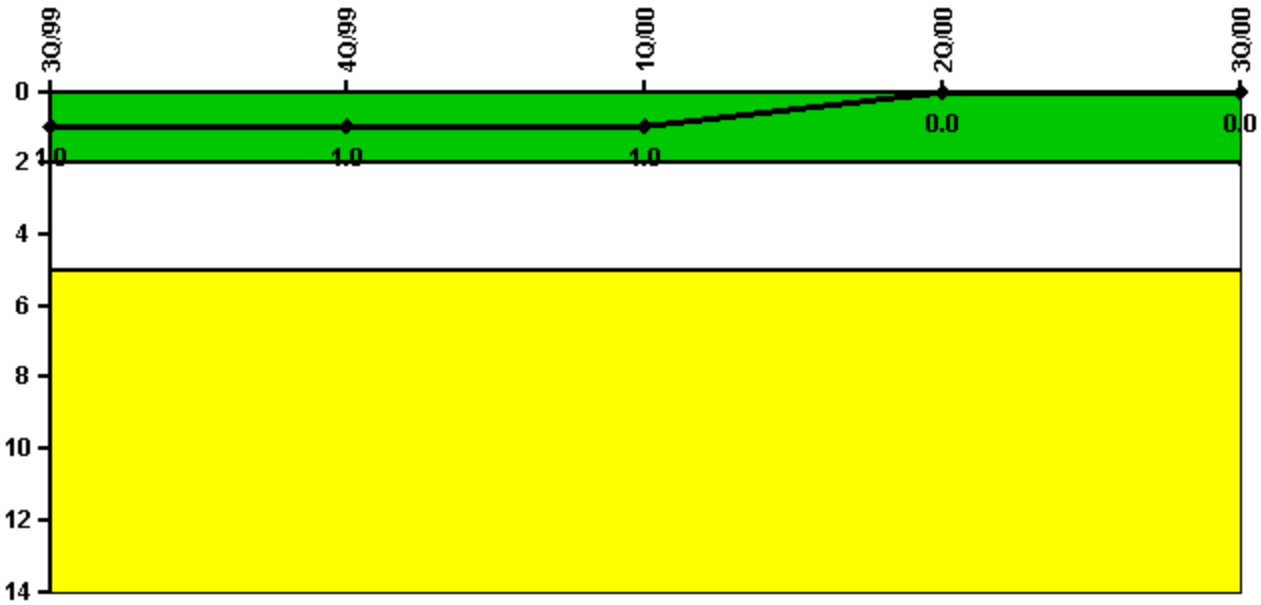
Thresholds: White < 94.0% Yellow < 90.0%

#### Notes

Alert & Notification System	3Q/99	4Q/99	1Q/00	2Q/00	3Q/00
Successful siren-tests	468	328	328	327	328
Total sirens-tests	470	329	329	329	329
Indicator value	99.7%	99.7%	99.7%	99.6%	99.6%

Licensee Comments: none

### Occupational Exposure Control Effectiveness



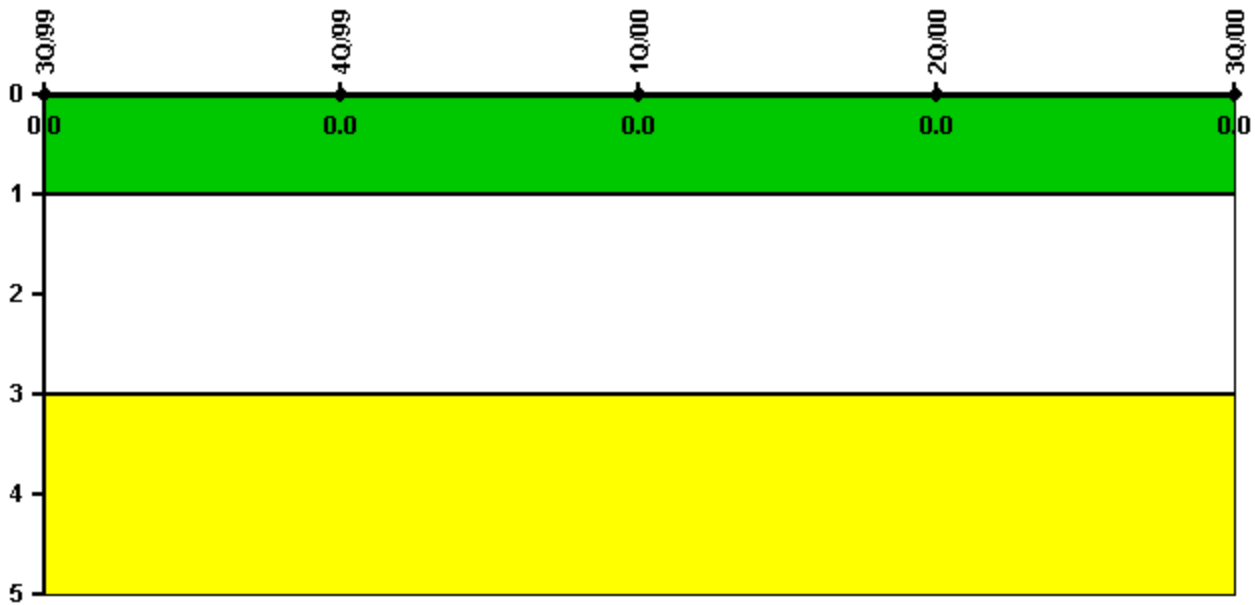
Thresholds: White > 2.0 Yellow > 5.0

#### Notes

Occupational Exposure Control Effectiveness	3Q/99	4Q/99	1Q/00	2Q/00	3Q/00
High radiation area occurrences	0	0	0	0	0
Very high radiation area occurrences	0	0	0	0	0
Unintended exposure occurrences	0	0	0	0	0
<b>Indicator value</b>	<b>1</b>	<b>1</b>	<b>1</b>	<b>0</b>	<b>0</b>

Licensee Comments: none

### RETS/ODCM Radiological Effluent



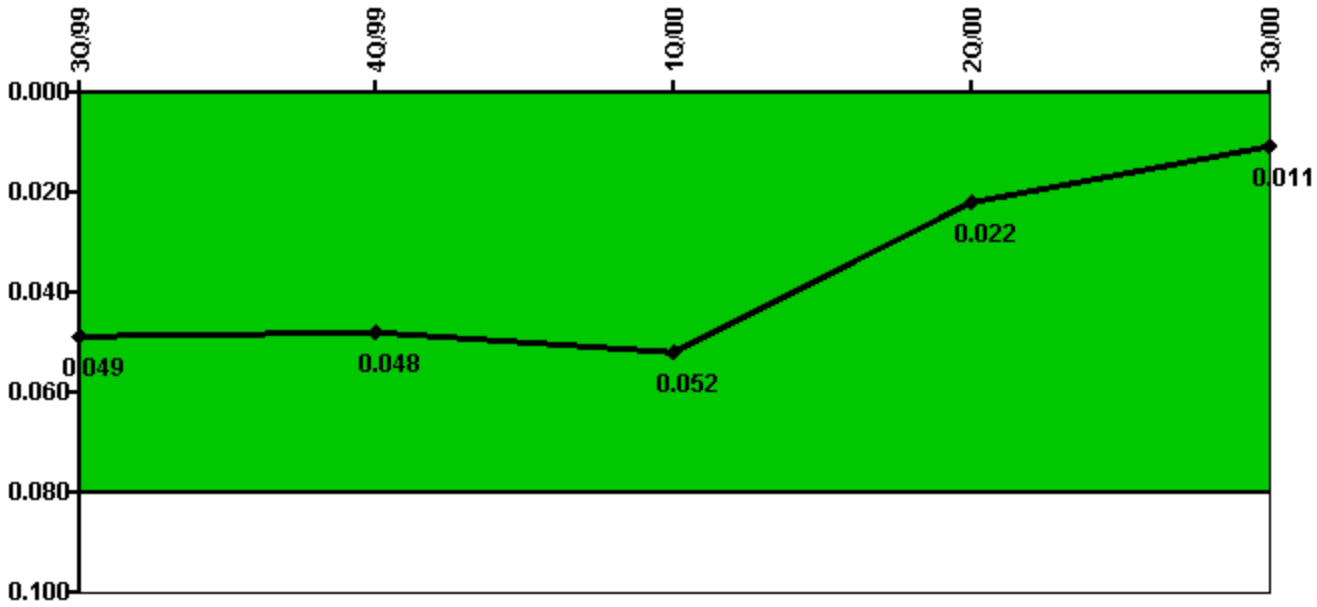
Thresholds: White > 1.0 Yellow > 3.0

#### Notes

RETS/ODCM Radiological Effluent	3Q/99	4Q/99	1Q/00	2Q/00	3Q/00
RETS/ODCM occurrences	0	0	0	0	0
Indicator value	0	0	0	0	0

Licensee Comments: none

### Protected Area Security Performance Index



Thresholds: White > 0.080


#### Notes

Protected Area Security Performance Index	3Q/99	4Q/99	1Q/00	2Q/00	3Q/00
IDS compensatory hours	465.90	90.40	169.50	34.20	82.50
CCTV compensatory hours	0	0	0	0	5.4
IDS normalization factor	1.95	1.95	1.95	1.95	1.95
CCTV normalization factor	2.2	2.2	2.2	2.2	2.2
<b>Index Value</b>	<b>0.049</b>	<b>0.048</b>	<b>0.052</b>	<b>0.022</b>	<b>0.011</b>

Licensee Comments: none



### Personnel Screening Program



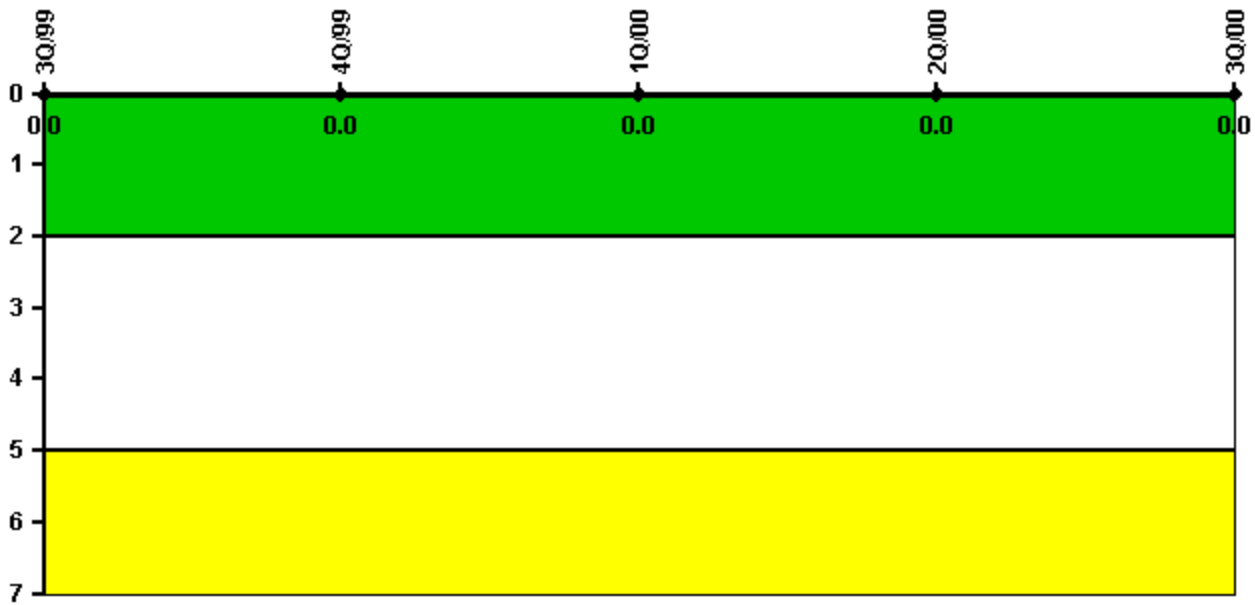
Thresholds: White > 2.0 Yellow > 5.0

#### Notes

Personnel Screening Program	3Q/99	4Q/99	1Q/00	2Q/00	3Q/00
Program failures	0	0	0	0	0
Indicator value	0	0	0	0	0

Licensee Comments: none

### FFD/Personnel Reliability



Thresholds: White > 2.0 Yellow > 5.0

#### Notes

FFD/Personnel Reliability	3Q/99	4Q/99	1Q/00	2Q/00	3Q/00
Program Failures	0	0	0	0	0
Indicator value	0	0	0	0	0

Licensee Comments: none

▲ [PI Summary](#) | [Inspection Findings Summary](#) | [Reactor Oversight Process](#)

Last Modified: March 29, 2002