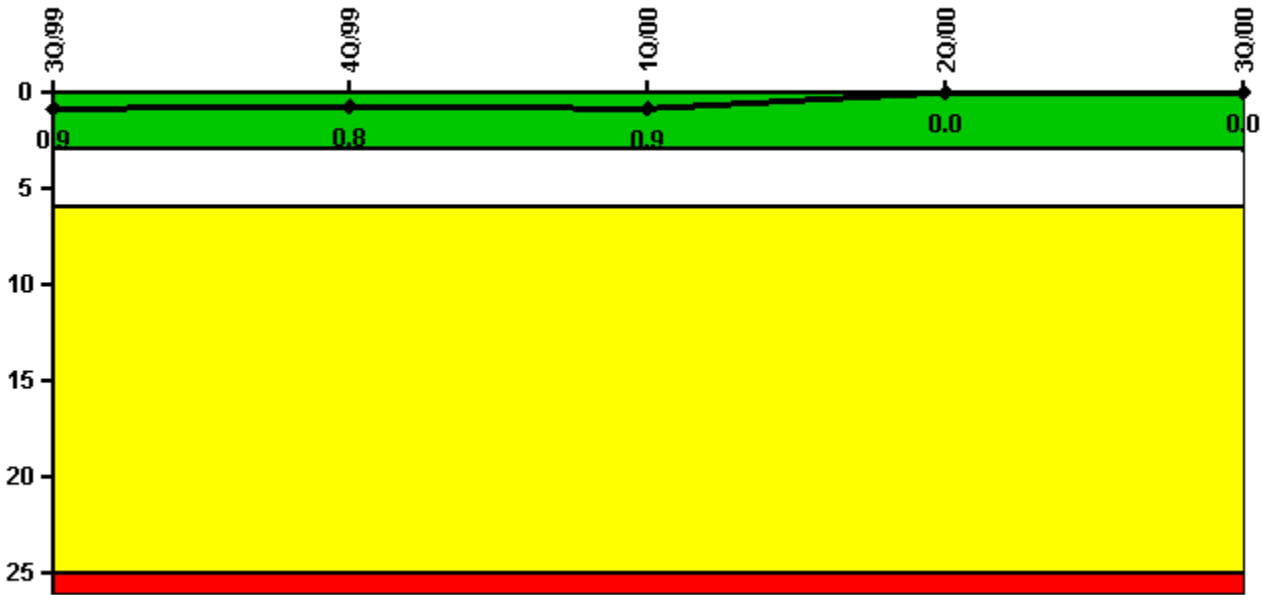


Turkey Point 3

3Q/2000 Performance Indicators

Licensee's General Comments: none

Unplanned Scrams per 7000 Critical Hrs



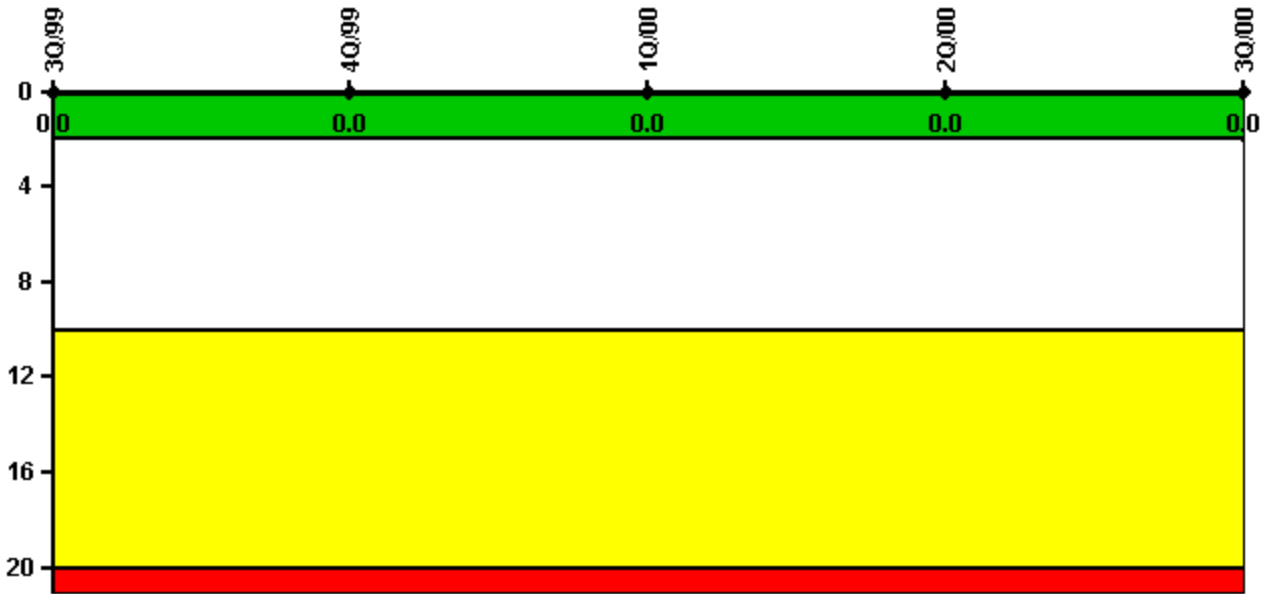
Thresholds: White > 3.0 Yellow > 6.0 Red > 25.0

Notes

| Unplanned Scrams per 7000 Critical Hrs | 3Q/99 | 4Q/99 | 1Q/00 | 2Q/00 | 3Q/00 |
|--|------------|------------|------------|----------|----------|
| Unplanned scrams | 0 | 0 | 0 | 0 | 0 |
| Critical hours | 2208.0 | 2182.8 | 1542.3 | 2183.0 | 2208.0 |
| | | | | | |
| Indicator value | 0.9 | 0.8 | 0.9 | 0 | 0 |

Licensee Comments: none

Scrams with Loss of Normal Heat Removal



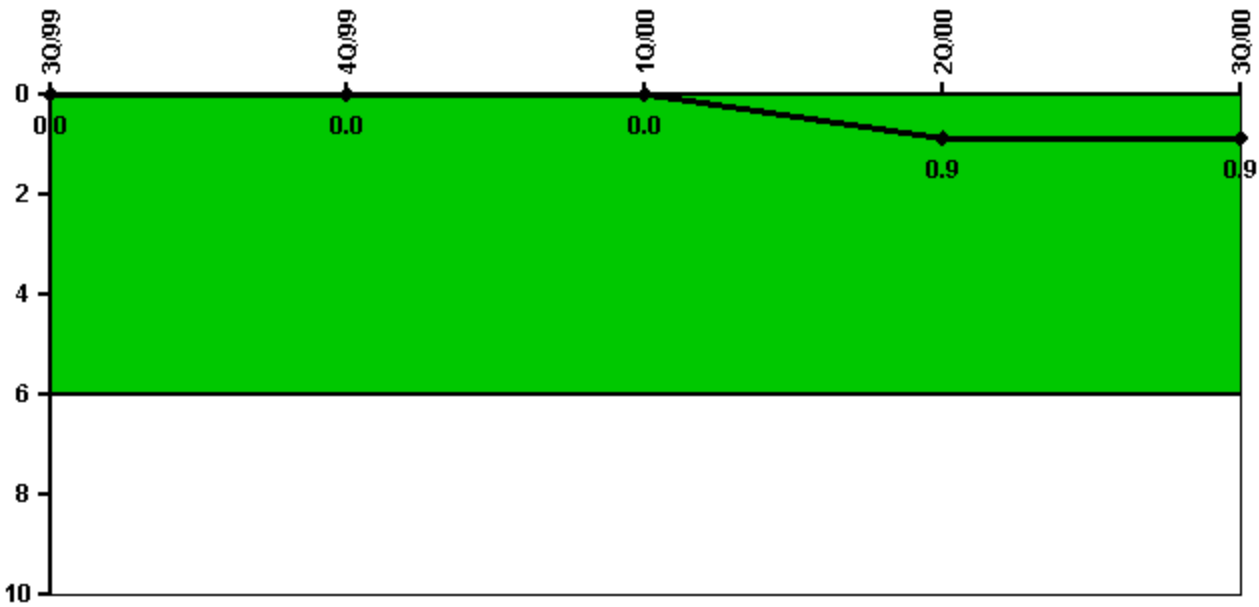
Thresholds: White > 2.0 Yellow > 10.0 Red > 20.0

Notes

| Scrams with Loss of Normal Heat Removal | 3Q/99 | 4Q/99 | 1Q/00 | 2Q/00 | 3Q/00 |
|---|-------|-------|-------|-------|-------|
| Scrams | 0 | 0 | 0 | 0 | 0 |
| Indicator value | 0 | 0 | 0 | 0 | 0 |

Licensee Comments: none

Unplanned Power Changes per 7000 Critical Hrs



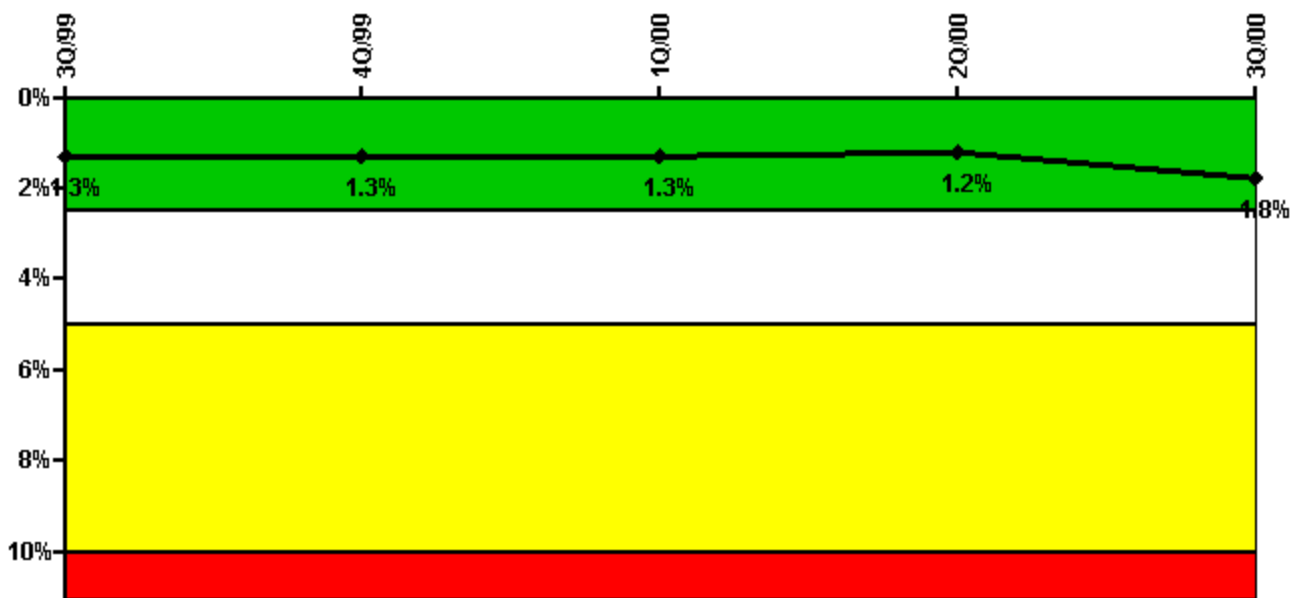
Thresholds: White > 6.0

Notes

| Unplanned Power Changes per 7000 Critical Hrs | 3Q/99 | 4Q/99 | 1Q/00 | 2Q/00 | 3Q/00 |
|---|----------|----------|----------|------------|------------|
| Unplanned power changes | 0 | 0 | 0 | 1.0 | 0 |
| Critical hours | 2208.0 | 2182.8 | 1542.3 | 2183.0 | 2208.0 |
| | | | | | |
| Indicator value | 0 | 0 | 0 | 0.9 | 0.9 |

Licensee Comments: none

Safety System Unavailability, Emergency AC Power



Thresholds: White > 2.5% Yellow > 5.0% Red > 10.0%

Notes

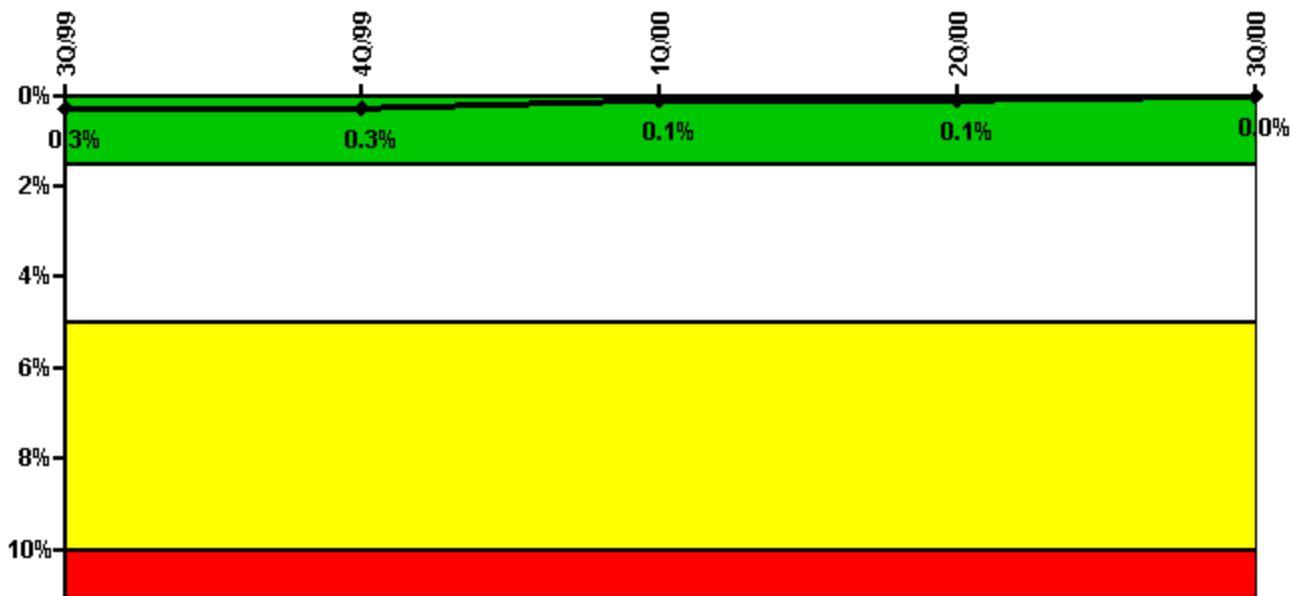
| Safety System Unavailability, Emergency AC Power | 3Q/99 | 4Q/99 | 1Q/00 | 2Q/00 | 3Q/00 |
|--|-------------|-------------|-------------|-------------|-------------|
| Train 1 | | | | | |
| Planned unavailable hours | 17.50 | 0 | 0 | 2.50 | 2.80 |
| Unplanned unavailable hours | 0 | 0 | 17.00 | 0 | 51.10 |
| Fault exposure hours | 0 | 0 | 0 | 0 | 0 |
| Effective Reset hours | 0 | 0 | 0 | 0 | 0 |
| Required hours | 2208.00 | 2209.00 | 1894.00 | 2183.00 | 2208.00 |
| Train 2 | | | | | |
| Planned unavailable hours | 14.40 | 19.80 | 0 | 3.60 | 2.40 |
| Unplanned unavailable hours | 0 | 0 | 0 | 0 | 34.20 |
| Fault exposure hours | 0 | 0 | 0 | 0 | 268.70 |
| Effective Reset hours | 0 | 0 | 0 | 0 | 0 |
| Required hours | 2208.00 | 2209.00 | 1894.00 | 2183.00 | 2208.00 |
| | | | | | |
| Indicator value | 1.3% | 1.3% | 1.3% | 1.2% | 1.8% |

Licensee Comments:

1Q/00: Planned unavailability hours changed per FAQ 258

4Q/99: Planned unavailability hours changed per FAQ 258

Safety System Unavailability, High Pressure Injection System (HPSI)



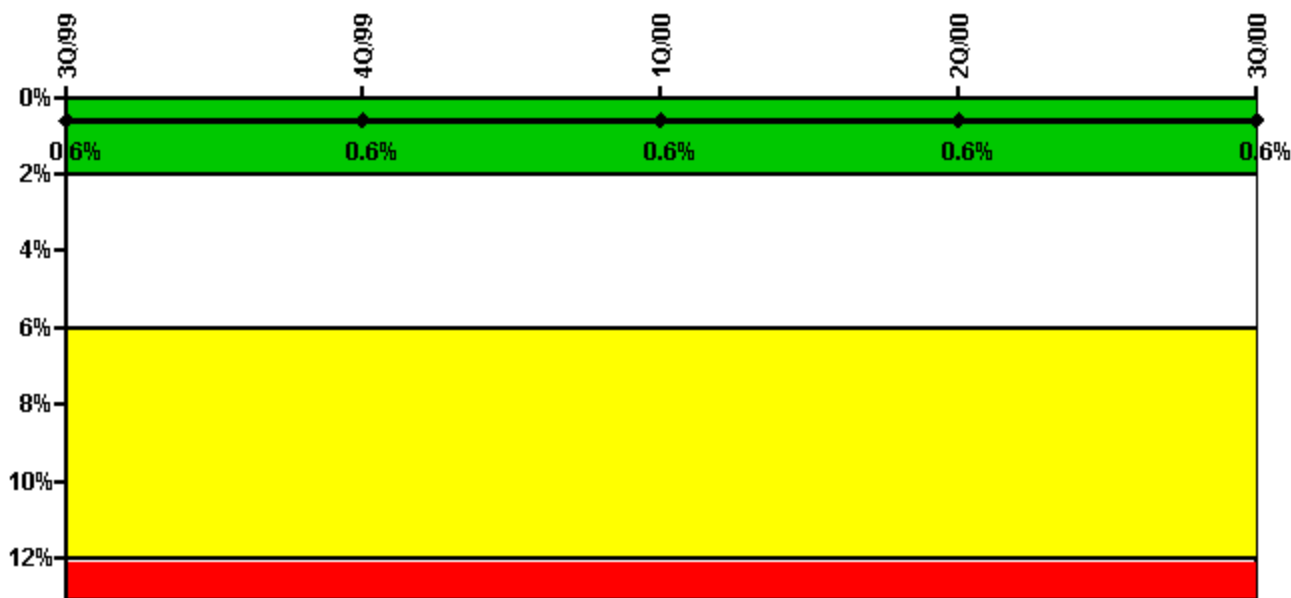
Thresholds: White > 1.5% Yellow > 5.0% Red > 10.0%

Notes

| Safety System Unavailability, High Pressure Injection System (HPSI) | 3Q/99 | 4Q/99 | 1Q/00 | 2Q/00 | 3Q/00 |
|---|-------------|-------------|-------------|-------------|-----------|
| Train 1 | | | | | |
| Planned unavailable hours | 1.00 | 1.40 | 1.30 | 0 | 0 |
| Unplanned unavailable hours | 0 | 0 | 0 | 0 | 0 |
| Fault exposure hours | 0 | 0 | 0 | 0 | 0 |
| Effective Reset hours | 0 | 0 | 0 | 0 | 0 |
| Required hours | 2208.00 | 2209.00 | 1581.40 | 2183.00 | 2208.00 |
| Train 2 | | | | | |
| Planned unavailable hours | 0.80 | 1.00 | 1.30 | 0 | 0 |
| Unplanned unavailable hours | 0 | 0 | 0 | 0 | 0 |
| Fault exposure hours | 0 | 0 | 0 | 0 | 0 |
| Effective Reset hours | 0 | 0 | 0 | 0 | 0 |
| Required hours | 2208.00 | 2209.00 | 1581.40 | 2183.00 | 2208.00 |
| Indicator value | 0.3% | 0.3% | 0.1% | 0.1% | 0% |

Licensee Comments: none

Safety System Unavailability, Heat Removal System (AFW)



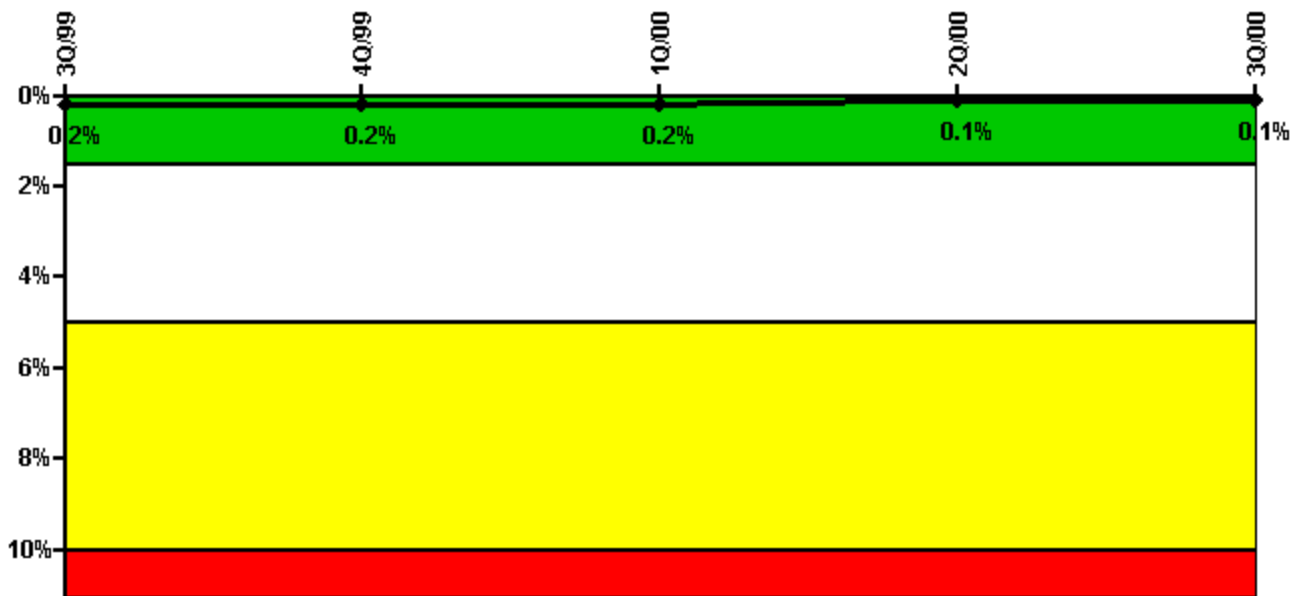
Thresholds: White > 2.0% Yellow > 6.0% Red > 12.0%

Notes

| Safety System Unavailability, Heat Removal System (AFW) | 3Q/99 | 4Q/99 | 1Q/00 | 2Q/00 | 3Q/00 |
|---|-------------|-------------|-------------|-------------|-------------|
| Train 1 | | | | | |
| Planned unavailable hours | 13.85 | 0.50 | 19.20 | 5.60 | 0.40 |
| Unplanned unavailable hours | 0.25 | 0 | 0 | 10.40 | 1.30 |
| Fault exposure hours | 0 | 0 | 0 | 0 | 82.00 |
| Effective Reset hours | 0 | 0 | 0 | 0 | 0 |
| Required hours | 2208.00 | 2209.00 | 1581.40 | 2183.00 | 2208.00 |
| Train 2 | | | | | |
| Planned unavailable hours | 12.47 | 0.53 | 12.20 | 0 | 0.50 |
| Unplanned unavailable hours | 5.53 | 0 | 12.25 | 10.90 | 0 |
| Fault exposure hours | 0 | 0 | 0.25 | 0 | 0 |
| Effective Reset hours | 0 | 0 | 0 | 0 | 0 |
| Required hours | 2208.00 | 2209.00 | 1581.40 | 2183.00 | 2208.00 |
| | | | | | |
| Indicator value | 0.6% | 0.6% | 0.6% | 0.6% | 0.6% |

Licensee Comments: none

Safety System Unavailability, Residual Heat Removal System



Thresholds: White > 1.5% Yellow > 5.0% Red > 10.0%

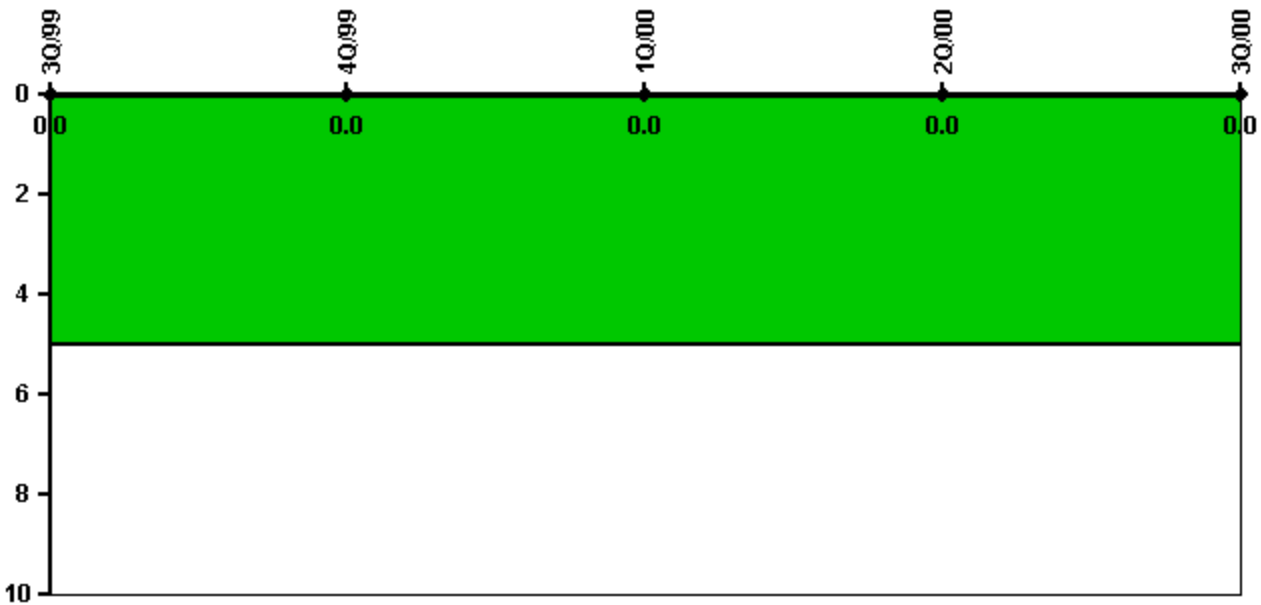
Notes

| Safety System Unavailability, Residual Heat Removal System | 3Q/99 | 4Q/99 | 1Q/00 | 2Q/00 | 3Q/00 |
|--|-------------|-------------|-------------|-------------|-------------|
| Train 1 | | | | | |
| Planned unavailable hours | 0.60 | 0.50 | 0.50 | 15.00 | 3.40 |
| Unplanned unavailable hours | 0 | 0 | 0 | 0 | 0 |
| Fault exposure hours | 0 | 0 | 0 | 0 | 0 |
| Effective Reset hours | 0 | 0 | 0 | 0 | 0 |
| Required hours | 2208.00 | 2209.00 | 1932.40 | 2183.00 | 2208.00 |
| Train 2 | | | | | |
| Planned unavailable hours | 0.60 | 5.50 | 0.50 | 0.40 | 17.90 |
| Unplanned unavailable hours | 0 | 0 | 0 | 0 | 0 |
| Fault exposure hours | 0 | 0 | 0 | 0 | 0 |
| Effective Reset hours | 0 | 0 | 0 | 0 | 0 |
| Required hours | 2208.00 | 2209.00 | 1932.40 | 2183.00 | 2208.00 |
| Indicator value | 0.2% | 0.2% | 0.2% | 0.1% | 0.1% |

Licensee Comments:

1Q/00: Hours train required for service corrected to show full quarter data

Safety System Functional Failures (PWR)



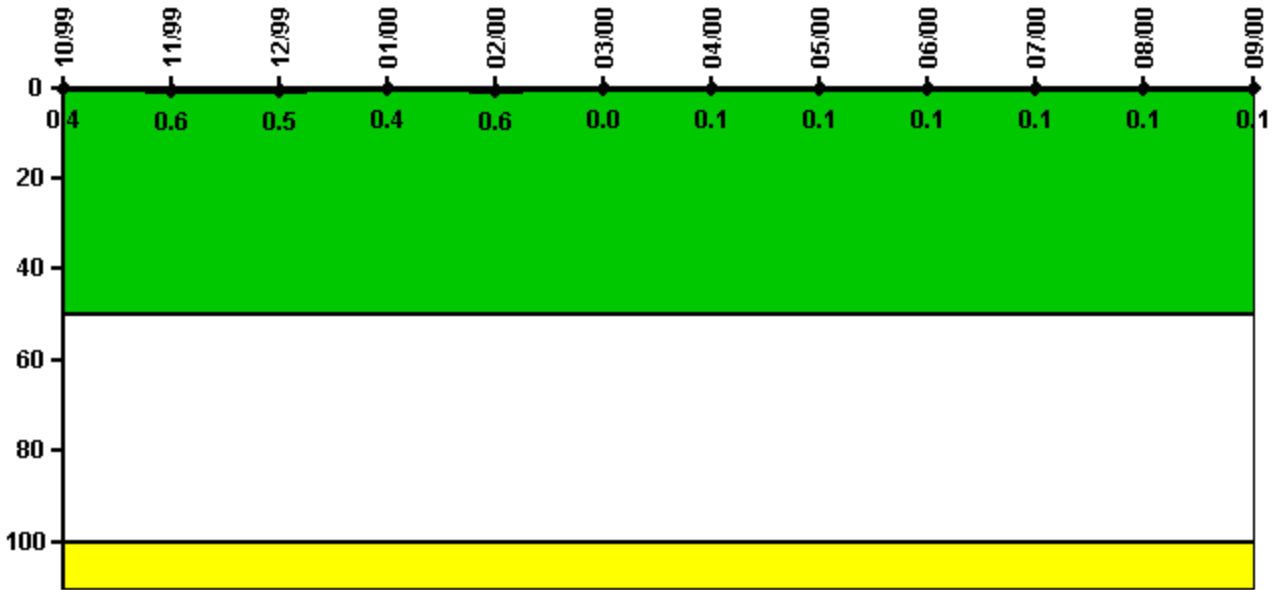
Thresholds: White > 5.0

Notes

| Safety System Functional Failures (PWR) | 3Q/99 | 4Q/99 | 1Q/00 | 2Q/00 | 3Q/00 |
|---|-------|-------|-------|-------|-------|
| Safety System Functional Failures | 0 | 0 | 0 | 0 | 0 |
| | | | | | |
| Indicator value | 0 | 0 | 0 | 0 | 0 |

Licensee Comments: none

Reactor Coolant System Activity



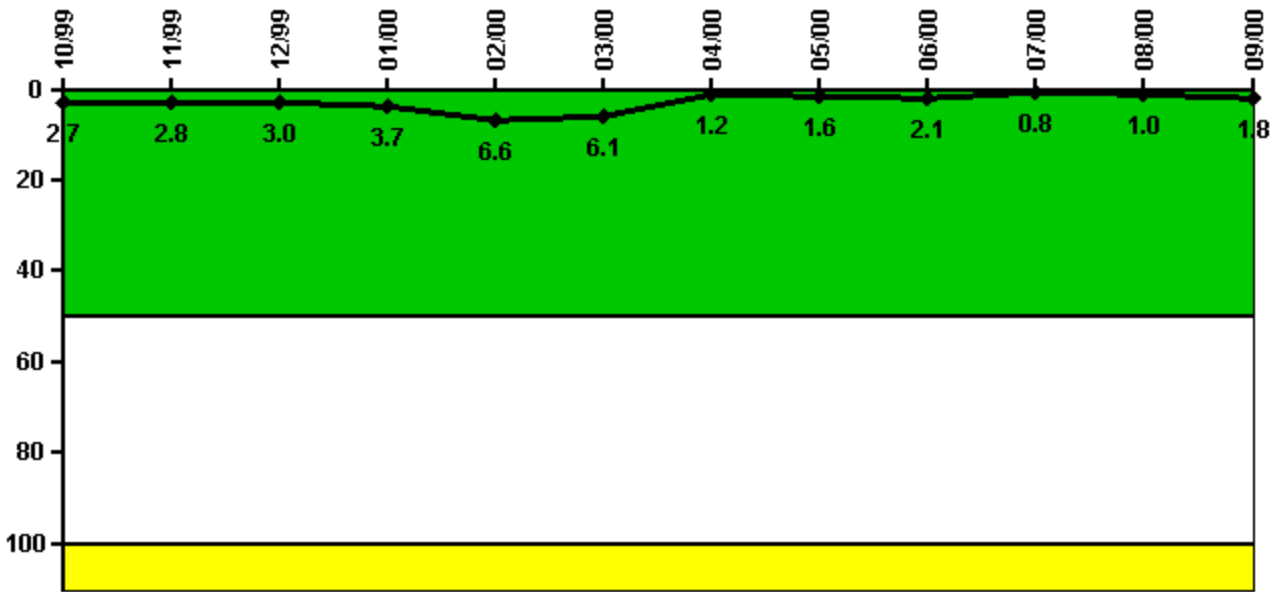
Thresholds: White > 50.0 Yellow > 100.0

Notes

| Reactor Coolant System Activity | 10/99 | 11/99 | 12/99 | 1/00 | 2/00 | 3/00 | 4/00 | 5/00 | 6/00 | 7/00 | 8/00 | 9/00 |
|---------------------------------|----------|----------|----------|----------|----------|----------|----------|----------|----------|----------|----------|----------|
| Maximum activity | 0.004400 | 0.006450 | 0.005160 | 0.003800 | 0.006490 | 0.000448 | 0.000987 | 0.000968 | 0.001060 | 0.001150 | 0.001150 | 0.001260 |
| Technical specification limit | 1.0 | 1.0 | 1.0 | 1.0 | 1.0 | 1.0 | 1.0 | 1.0 | 1.0 | 1.0 | 1.0 | 1.0 |
| Indicator value | 0.4 | 0.6 | 0.5 | 0.4 | 0.6 | 0 | 0.1 | 0.1 | 0.1 | 0.1 | 0.1 | 0.1 |

Licensee Comments: none

Reactor Coolant System Leakage



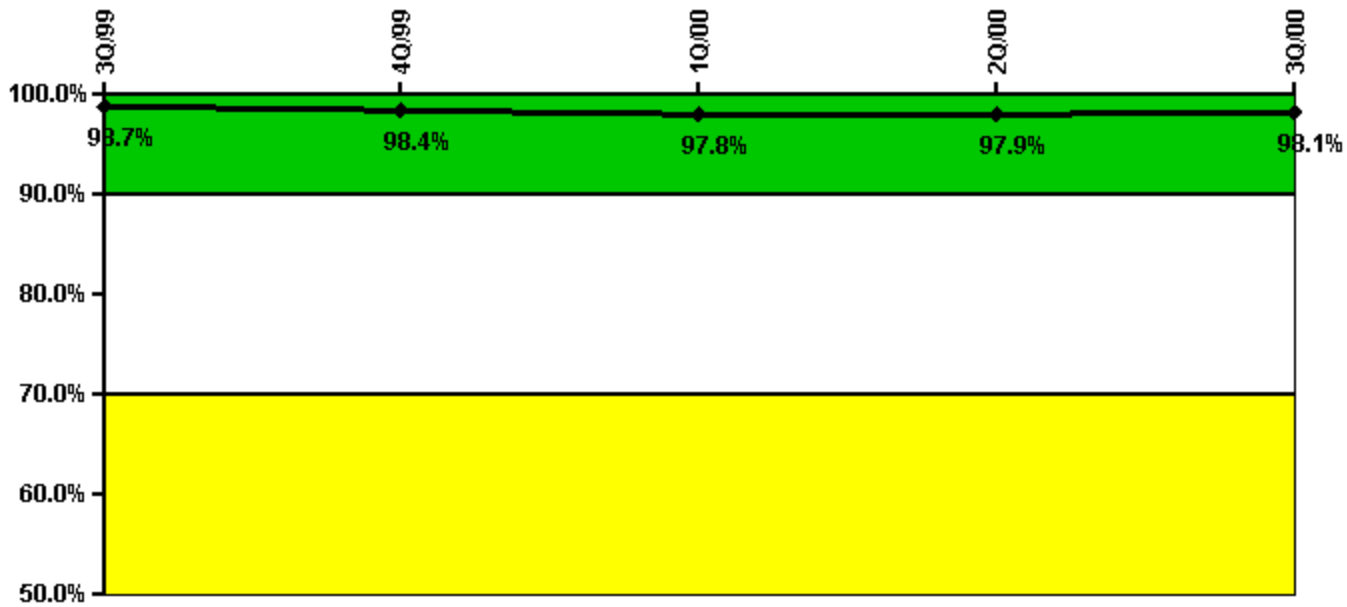
Thresholds: White > 50.0 Yellow > 100.0

Notes

| Reactor Coolant System Leakage | 10/99 | 11/99 | 12/99 | 1/00 | 2/00 | 3/00 | 4/00 | 5/00 | 6/00 | 7/00 | 8/00 | 9/00 |
|--------------------------------|-------|-------|-------|-------|-------|-------|-------|-------|-------|-------|-------|-------|
| Maximum leakage | 0.270 | 0.280 | 0.300 | 0.370 | 0.660 | 0.610 | 0.120 | 0.160 | 0.210 | 0.080 | 0.100 | 0.180 |
| Technical specification limit | 10.0 | 10.0 | 10.0 | 10.0 | 10.0 | 10.0 | 10.0 | 10.0 | 10.0 | 10.0 | 10.0 | 10.0 |
| Indicator value | 2.7 | 2.8 | 3.0 | 3.7 | 6.6 | 6.1 | 1.2 | 1.6 | 2.1 | 0.8 | 1.0 | 1.8 |

Licensee Comments: none

Drill/Exercise Performance



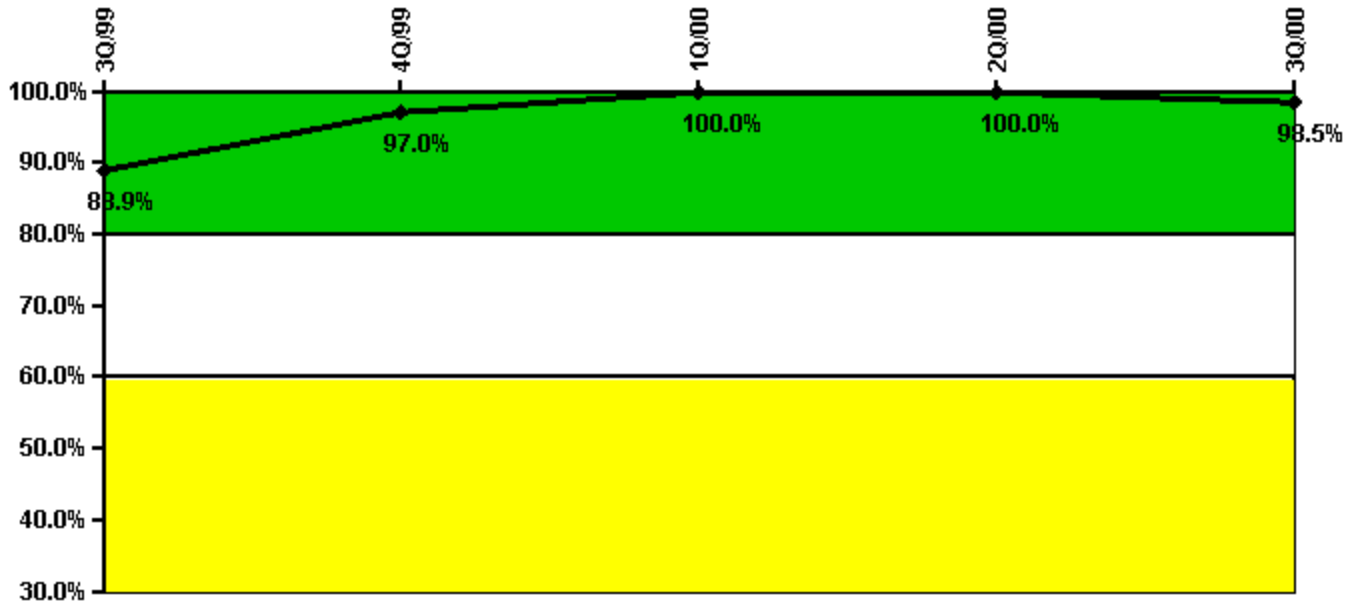
Thresholds: White < 90.0% Yellow < 70.0%

Notes

| Drill/Exercise Performance | 3Q/99 | 4Q/99 | 1Q/00 | 2Q/00 | 3Q/00 |
|----------------------------|-------|-------|-------|-------|-------|
| Successful opportunities | 141.0 | 104.0 | 58.0 | 58.0 | 51.0 |
| Total opportunities | 144.0 | 106.0 | 63.0 | 58.0 | 51.0 |
| | | | | | |
| Indicator value | 98.7% | 98.4% | 97.8% | 97.9% | 98.1% |

Licensee Comments: none

ERO Drill Participation



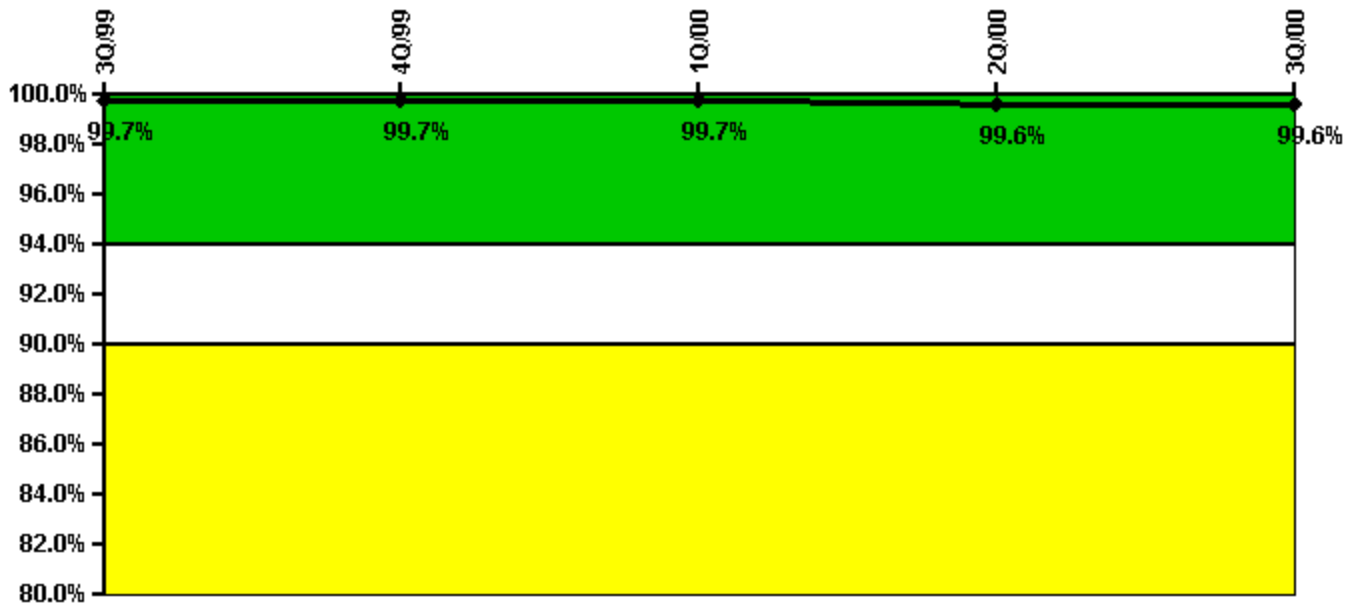
Thresholds: White < 80.0% Yellow < 60.0%

Notes

| ERO Drill Participation | 3Q/99 | 4Q/99 | 1Q/00 | 2Q/00 | 3Q/00 |
|-----------------------------|--------------|--------------|---------------|---------------|--------------|
| Participating Key personnel | 72.0 | 64.0 | 70.0 | 70.0 | 66.0 |
| Total Key personnel | 81.0 | 66.0 | 70.0 | 70.0 | 67.0 |
| | | | | | |
| Indicator value | 88.9% | 97.0% | 100.0% | 100.0% | 98.5% |

Licensee Comments: none

Alert & Notification System



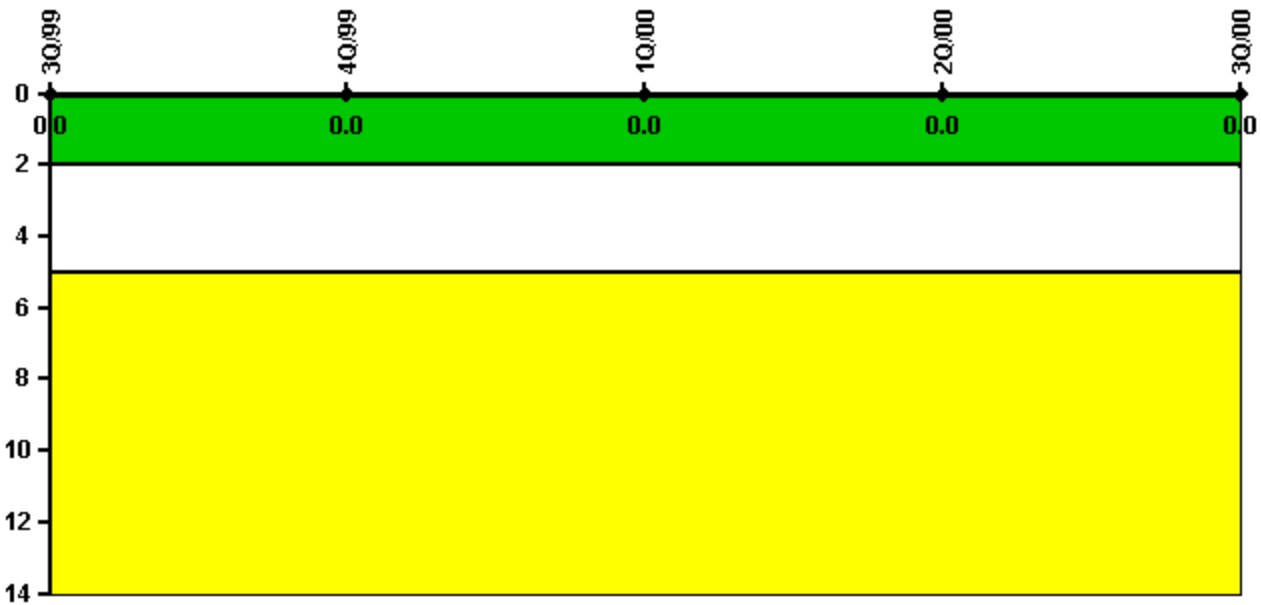
Thresholds: White < 94.0% Yellow < 90.0%

Notes

| Alert & Notification System | 3Q/99 | 4Q/99 | 1Q/00 | 2Q/00 | 3Q/00 |
|-----------------------------|-------|-------|-------|-------|-------|
| Successful siren-tests | 468 | 328 | 328 | 327 | 328 |
| Total sirens-tests | 470 | 329 | 329 | 329 | 329 |
| | | | | | |
| Indicator value | 99.7% | 99.7% | 99.7% | 99.6% | 99.6% |

Licensee Comments: none

Occupational Exposure Control Effectiveness



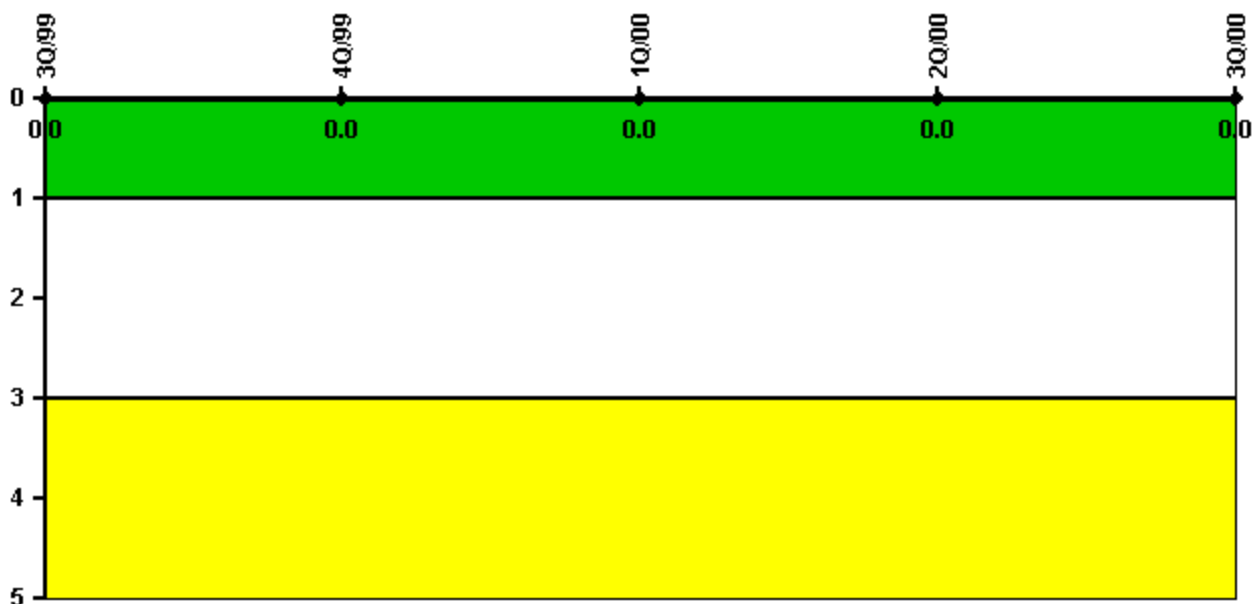
Thresholds: White > 2.0 Yellow > 5.0

Notes

| Occupational Exposure Control Effectiveness | 3Q/99 | 4Q/99 | 1Q/00 | 2Q/00 | 3Q/00 |
|---|----------|----------|----------|----------|----------|
| High radiation area occurrences | 0 | 0 | 0 | 0 | 0 |
| Very high radiation area occurrences | 0 | 0 | 0 | 0 | 0 |
| Unintended exposure occurrences | 0 | 0 | 0 | 0 | 0 |
| Indicator value | 0 | 0 | 0 | 0 | 0 |

Licensee Comments: none

RETS/ODCM Radiological Effluent



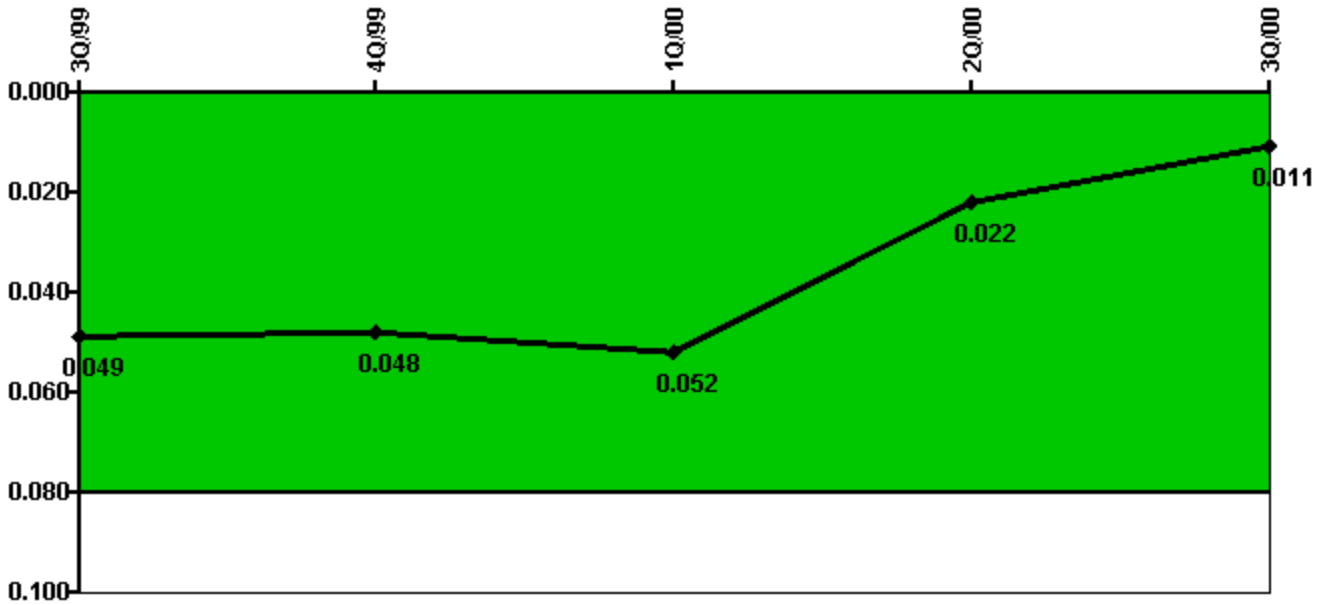
Thresholds: White > 1.0 Yellow > 3.0

Notes

| RETS/ODCM Radiological Effluent | 3Q/99 | 4Q/99 | 1Q/00 | 2Q/00 | 3Q/00 |
|---------------------------------|-------|-------|-------|-------|-------|
| RETS/ODCM occurrences | 0 | 0 | 0 | 0 | 0 |
| | | | | | |
| Indicator value | 0 | 0 | 0 | 0 | 0 |

Licensee Comments: none

Protected Area Security Performance Index



Thresholds: White > 0.080

Notes


| Protected Area Security Performance Index | 3Q/99 | 4Q/99 | 1Q/00 | 2Q/00 | 3Q/00 |
|---|--------------|--------------|--------------|--------------|--------------|
| IDS compensatory hours | 465.90 | 90.40 | 169.50 | 34.20 | 82.50 |
| CCTV compensatory hours | 0 | 0 | 0 | 0 | 5.4 |
| IDS normalization factor | 1.95 | 1.95 | 1.95 | 1.95 | 1.95 |
| CCTV normalization factor | 2.2 | 2.2 | 2.2 | 2.2 | 2.2 |
| | | | | | |
| Index Value | 0.049 | 0.048 | 0.052 | 0.022 | 0.011 |

Licensee Comments:

3Q/00: IDS hours revised to reflect first officer posted

2Q/00: IDS hours revised to reflect first officer posted

Personnel Screening Program




Thresholds: White > 2.0 Yellow > 5.0

Notes

| Personnel Screening Program | 3Q/99 | 4Q/99 | 1Q/00 | 2Q/00 | 3Q/00 |
|-----------------------------|-------|-------|-------|-------|-------|
| Program failures | 0 | 0 | 0 | 0 | 0 |
| | | | | | |
| Indicator value | 0 | 0 | 0 | 0 | 0 |

Licensee Comments: none

FFD/Personnel Reliability



Thresholds: White > 2.0 Yellow > 5.0

Notes

| FFD/Personnel Reliability | 3Q/99 | 4Q/99 | 1Q/00 | 2Q/00 | 3Q/00 |
|---------------------------|-------|-------|-------|-------|-------|
| Program Failures | 0 | 0 | 0 | 0 | 0 |
| | | | | | |
| Indicator value | 0 | 0 | 0 | 0 | 0 |

Licensee Comments: none

[PI Summary](#) | [Inspection Findings Summary](#) | [Reactor Oversight Process](#)

Last Modified: March 29, 2002