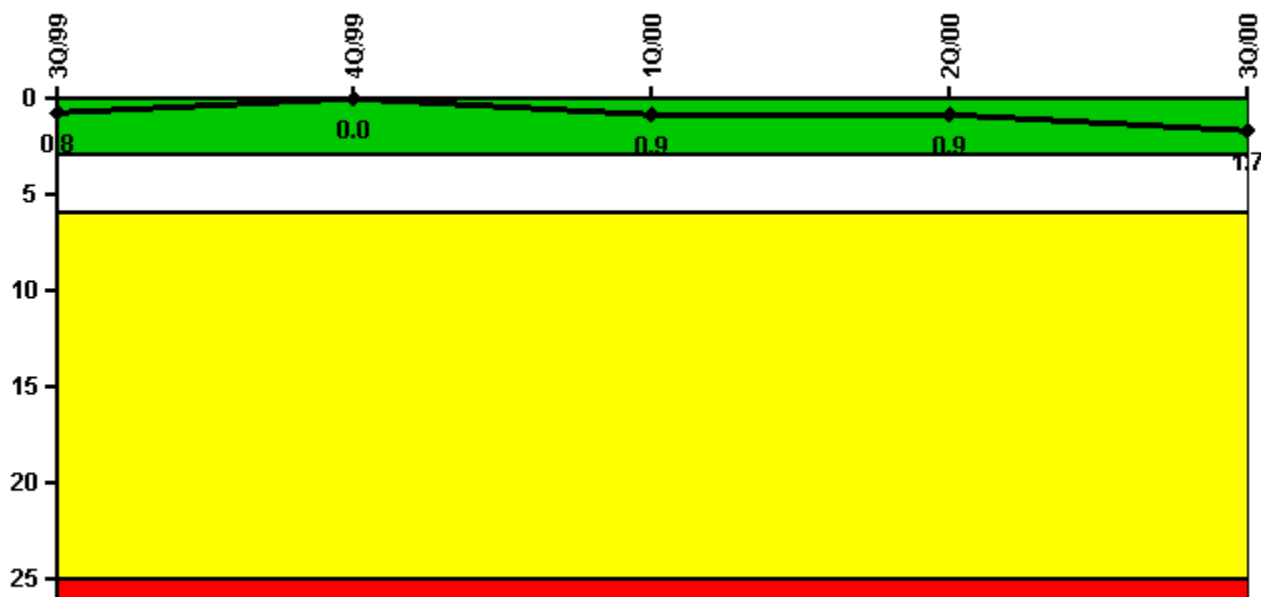


Sequoyah 1

3Q/2000 Performance Indicators

Licensee's General Comments: none

Unplanned Scrams per 7000 Critical Hrs



Thresholds: White > 3.0 Yellow > 6.0 Red > 25.0

Notes

Unplanned Scrams per 7000 Critical Hrs	3Q/99	4Q/99	1Q/00	2Q/00	3Q/00
Unplanned scrams	0	0	1.0	0	1.0
Critical hours	2208.0	2209.0	1600.7	2183.0	2074.6
Indicator value	0.8	0	0.9	0.9	1.7

Licensee Comments: none

Scrams with Loss of Normal Heat Removal



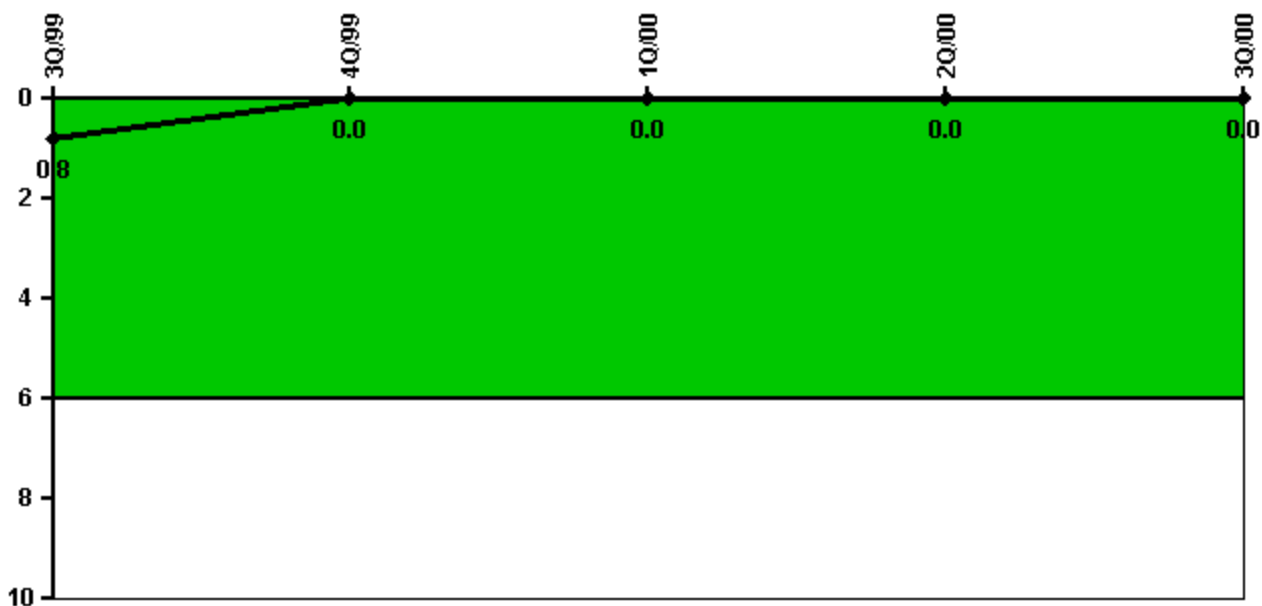
Thresholds: White > 2.0 Yellow > 10.0 Red > 20.0

Notes

Scrams with Loss of Normal Heat Removal	3Q/99	4Q/99	1Q/00	2Q/00	3Q/00
Scrams	0	0	0	0	0
Indicator value	1.0	1.0	1.0	1.0	1.0

Licensee Comments: none

Unplanned Power Changes per 7000 Critical Hrs



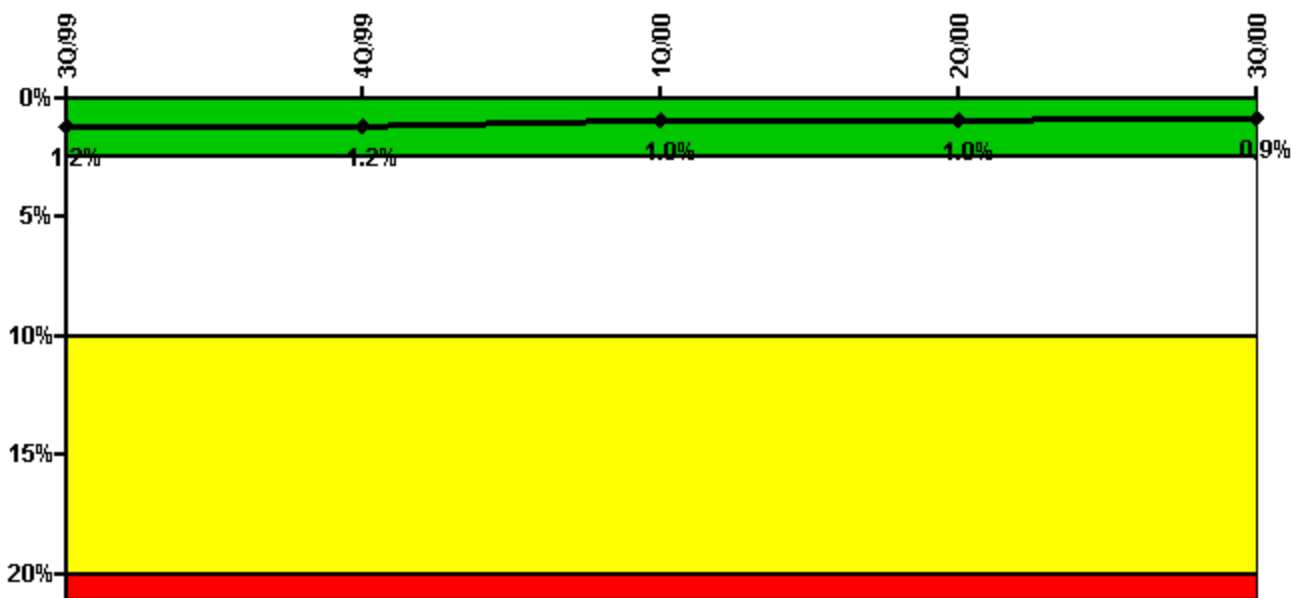
Thresholds: White > 6.0

Notes

Unplanned Power Changes per 7000 Critical Hrs	3Q/99	4Q/99	1Q/00	2Q/00	3Q/00
Unplanned power changes	0	0	0	0	0
Critical hours	2208.0	2209.0	1600.7	2183.0	2074.6
Indicator value	0.8	0	0	0	0

Licensee Comments: none

Safety System Unavailability, Emergency AC Power, >2EDG



Thresholds: White > 2.5% Yellow > 10.0% Red > 20.0%

Notes

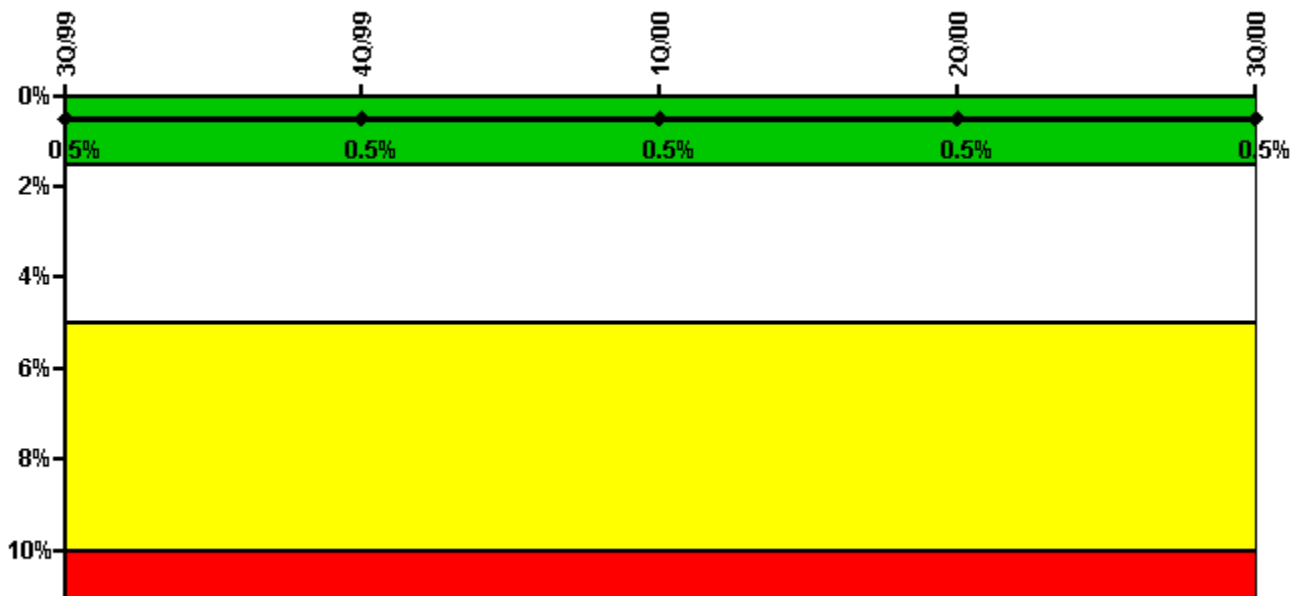
Safety System Unavailability, Emergency AC Power, >2EDG	3Q/99	4Q/99	1Q/00	2Q/00	3Q/00
Train 1					
Planned unavailable hours	0	0.50	39.95	1.65	9.47
Unplanned unavailable hours	0	0	0	0	0
Fault exposure hours	0	0	0	0	0
Effective Reset hours	0	0	0	0	0
Required hours	2208.00	2209.00	2184.00	2183.00	2208.00
Train 2					
Planned unavailable hours	0	1.60	2.73	134.92	2.20
Unplanned unavailable hours	0	0	0	0	0
Fault exposure hours	0	0	0	0	0
Effective Reset hours	0	0	0	0	0
Required hours	2208.00	2209.00	2184.00	2183.00	2208.00
Train 3					
Planned unavailable hours	0	0	38.47	1.90	2.78
Unplanned unavailable hours	0.80	4.90	0	0	0
Fault exposure hours	6.00	0	0	0	0
Effective Reset hours	0	0	0	0	0
Required hours	2208.00	2209.00	2184.00	2183.00	2208.00
Train 4					
Planned unavailable hours	46.20	2.72	2.17	5.43	4.52
Unplanned unavailable hours	0.40	0	0	0	0
Fault exposure hours	0	0	0	0	0
Effective Reset hours	0	0	0	0	0
Required hours	2208.00	2209.00	2184.00	2183.00	2208.00
Indicator value	1.2%	1.2%	1.0%	1.0%	0.9%

Licensee Comments:

2Q/00: APR00 Train 2 unplanned hrs were revised to planned hrs based on review for PER 01-2932-000

4Q/99: NOV99 Train 4 hrs were changed from unplanned to planned based on review performed for PER 01-2932-000

Safety System Unavailability, High Pressure Injection System (HPSI)



Thresholds: White > 1.5% Yellow > 5.0% Red > 10.0%

Notes

Safety System Unavailability, High Pressure Injection System (HPSI)	3Q/99	4Q/99	1Q/00	2Q/00	3Q/00
Train 1					
Planned unavailable hours	0.70	6.20	13.50	10.30	3.60
Unplanned unavailable hours	0	0	0	0	0
Fault exposure hours	0	0	0	0	0
Effective Reset hours	0	0	0	0	0
Required hours	2208.00	2209.00	1805.00	2183.00	2118.10
Train 2					
Planned unavailable hours	16.70	0.80	3.10	14.00	2.90
Unplanned unavailable hours	14.50	0	0	0	0
Fault exposure hours	6.00	0	0	0	0
Effective Reset hours	0	0	0	0	0
Required hours	2208.00	2209.00	1805.00	2183.00	2118.10
Train 3					
Planned unavailable hours	10.60	5.70	3.40	5.40	4.70
Unplanned unavailable hours	6.10	0	0	0	0
Fault exposure hours	0	0	0	0	0
Effective Reset hours	0	0	0	0	0
Required hours	2208.00	2209.00	1676.40	2183.00	2084.40

Train 4					
Planned unavailable hours	9.20	6.20	2.00	8.20	3.30
Unplanned unavailable hours	0	0	0	0	0
Fault exposure hours	0	0	0	0	0
Effective Reset hours	0	0	0	0	0
Required hours	2208.00	2209.00	1676.40	2183.00	2084.40
Indicator value	0.5%	0.5%	0.5%	0.5%	0.5%

Licensee Comments:

3Q/00: Testing and support system unavailability hours added with 2Q/01 report. Color unaffected.

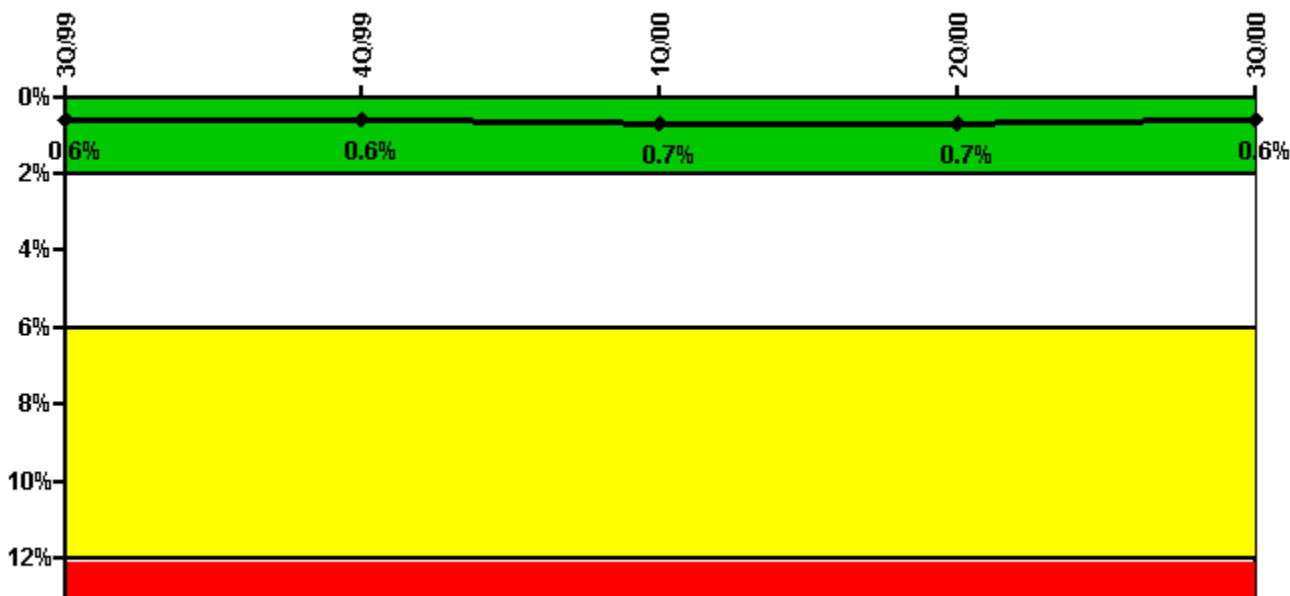
3Q/00: 1)Testing and support system unavailability hours added with 2Q/01 report. Color unaffected. 2)JUL00 train 1 and train 3, AUG00 train 2 and train 4, and SEP00 train 1 and train 3 hours were revised to add SSPS unavailability which was required by FAQ #290.

2Q/00: 1)Testing hours added with 2Q/01 report. Color unaffected. 2)APR00 train 2 and 4, MAY00 train 1 and 3, and JUN00 train 2 and 4 hours were revised to add SSPS unavailability which was required by FAQ #290.

2Q/00: Testing hours added with 2Q/01 report. Color unaffected.

1Q/00: FEB00 train 1 and train 3 hours were revised to add SSPS unavailability which was required by FAQ #290

Safety System Unavailability, Heat Removal System (AFW)



Thresholds: White > 2.0% Yellow > 6.0% Red > 12.0%

Notes

Safety System Unavailability, Heat Removal System (AFW)	3Q/99	4Q/99	1Q/00	2Q/00	3Q/00
Train 1					

Planned unavailable hours	8.40	7.80	9.20	12.75	2.92
Unplanned unavailable hours	0	0	0	1.02	0
Fault exposure hours	0	0	0	0	0
Effective Reset hours	0	0	0	0	0
Required hours	2208.00	2209.00	1661.17	2183.00	2084.40
Train 2					
Planned unavailable hours	4.00	6.00	3.15	19.97	2.29
Unplanned unavailable hours	0	0	0	0	0
Fault exposure hours	0	0	0	0	0
Effective Reset hours	0	0	0	0	0
Required hours	2208.00	2209.00	1670.70	2183.00	2118.10
Train 3					
Planned unavailable hours	7.70	20.50	31.60	8.60	2.32
Unplanned unavailable hours	15.80	0	0	0	0
Fault exposure hours	0	0	0	0	0
Effective Reset hours	0	0	0	0	0
Required hours	2208.00	2209.00	1619.90	2183.00	2084.40
Indicator value	0.6%	0.6%	0.7%	0.7%	0.6%

Licensee Comments:

3Q/00: July00 Train 1 changed to include testing unavailability.

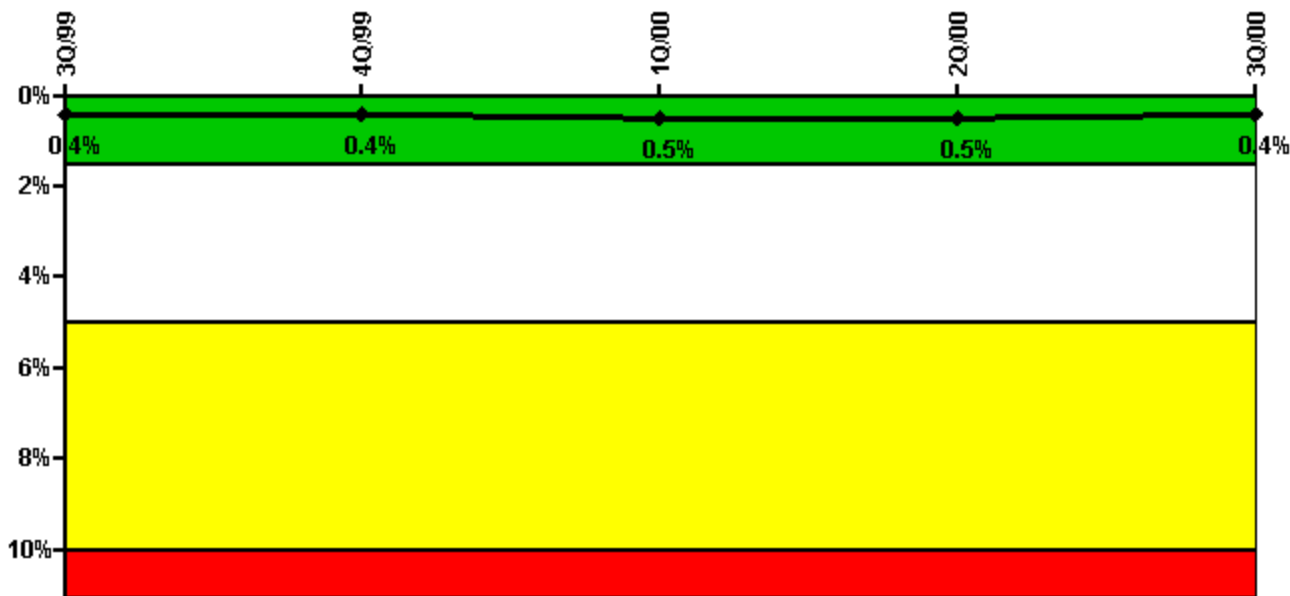
3Q/00: 1)July00 Train 1 changed to include testing unavailability. 2)Hours for JUL00 train 1, AUG00 train 2 and SEP00 train 1 were revised to add SSPS unavailability which was required by FAQ #290.

2Q/00: 1)May00 Train 1 revised to include testing unavailability. 2)Hours for APR00 train 2, MAY00 train 1 and JUN00 train 2 were revised to add SSPS unavailability which was required by FAQ #290.

2Q/00: May00 Train 1 revised to include testing unavailability.

1Q/00: 1)The amount of unavailability time initially submitted (26.25 hours) for train 3 {the Sequoyah 1-S train (terry turbine)} of auxiliary feedwater for March, 2000 was overly conservative. Additionally, the number of hours this train was required was also incorrect (originally reported as 368.2 hours). During the plant startup after refueling (U1C10), entry into mode 3 was made with an information LCO documented on AFW (3.7.1.2.a). When steam pressure is greater than or equal to 842 psig, the plant has 24 hours to make the TDAFW pump operable after testing. The information LCO is used to ensure testing is done within this time period. If the TDAFW pump is not operable after the 24 hours, then the pump is unavailable. Reference O-GO-1. Train 1 and 2 (Sequoyah trains 1A and 1B) number of hours required were also updated to reflect the true number of hours required versus tech spec requirements. This data revision was submitted by Quinn Leonard and reviewed by David Branham. Reference PER 00-005938-000. 2)Train 1 for Mar00 was revised to add SSPS unavailability which was required by FAQ #290.

Safety System Unavailability, Residual Heat Removal System



Thresholds: White > 1.5% Yellow > 5.0% Red > 10.0%

Notes

Safety System Unavailability, Residual Heat Removal System	3Q/99	4Q/99	1Q/00	2Q/00	3Q/00
Train 1					
Planned unavailable hours	2.30	1.80	15.40	2.10	3.00
Unplanned unavailable hours	6.10	0	0	0	2.10
Fault exposure hours	0	0	0	0	0
Effective Reset hours	0	0	0	0	0
Required hours	2208.00	2209.00	2094.80	2183.00	2208.00
Train 2					
Planned unavailable hours	1.10	2.50	16.00	9.40	1.70
Unplanned unavailable hours	0	0	0	0	2.10
Fault exposure hours	0	0	0	0	0
Effective Reset hours	0	0	0	0	0
Required hours	2208.00	2209.00	2094.80	2183.00	2208.00
Indicator value	0.4%	0.4%	0.5%	0.5%	0.4%

Licensee Comments:

3Q/00: Testing and support system unavailability hours added with 2Q/01 report. Color unaffected.

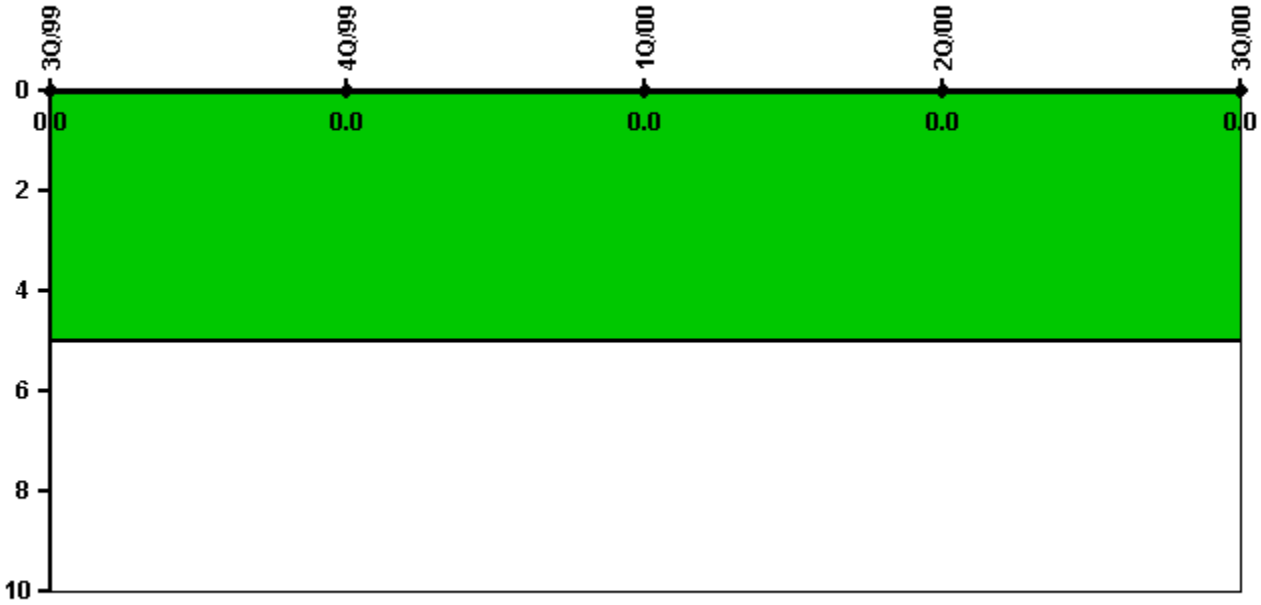
3Q/00: 1)Testing and support system unavailability hours added with 2Q/01 report. Color unaffected. 2)JUL00 train 1, AUG00 train 2 and SEP00 train 1 unavailability was revised to add SSPS unavailability which was required by FAQ #290.

2Q/00: 1)Testing hours added with 2Q/01 report. Color unaffected. 2)APR00 train 2, MAY00 train 1 and JUN00 train 2 unavailability hrs were changed to add SSPS unavailability which was required by FAQ #290.

2Q/00: Testing hours added with 2Q/01 report. Color unaffected.

1Q/00: FEB00 train 1 data revised to add SSPS unavailability which was required by FAQ #290

Safety System Functional Failures (PWR)




Thresholds: White > 5.0

Notes

Safety System Functional Failures (PWR)	3Q/99	4Q/99	1Q/00	2Q/00	3Q/00
Safety System Functional Failures	0	0	0	0	0
Indicator value	0	0	0	0	0

Licensee Comments: none

Reactor Coolant System Activity



Thresholds: White > 50.0 Yellow > 100.0

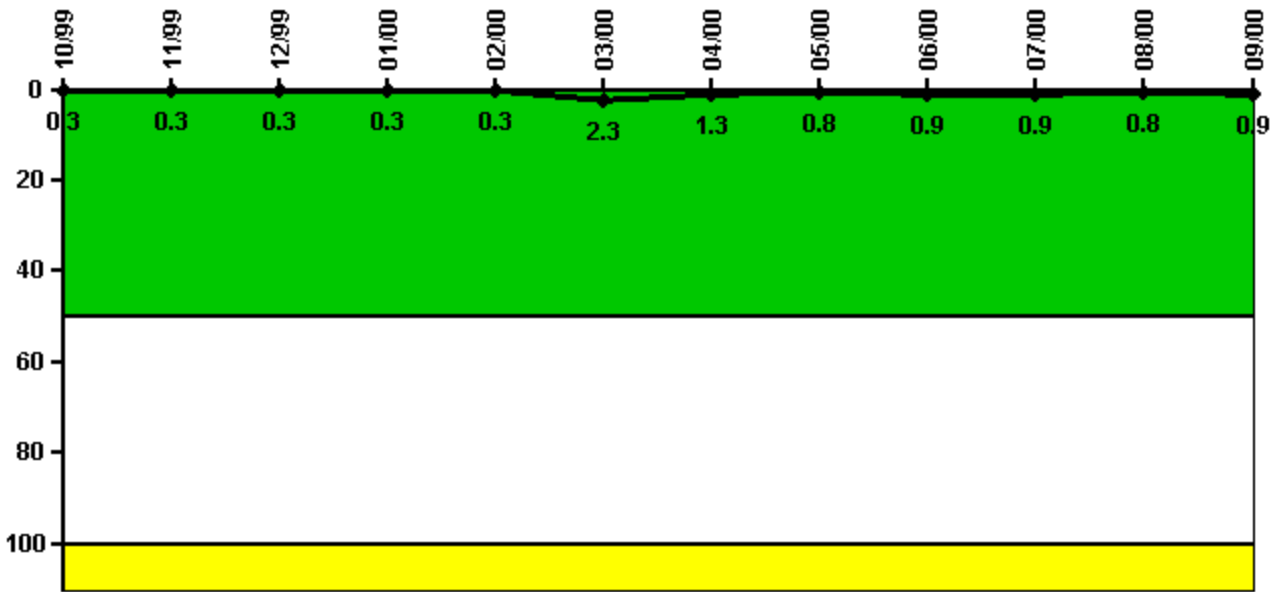
Notes

Reactor Coolant System Activity	10/99	11/99	12/99	1/00	2/00	3/00	4/00	5/00	6/00	7/00	8/00	9/00
Maximum activity	0.037600	0.037400	0.037200	0.074000	0.034700	N/A	0.009160	0.009230	0.009540	0.009860	0.010500	0.011100
Technical specification limit	0.4	0.4	0.4	0.4	0.4	0.4	0.4	0.4	0.4	0.4	0.4	0.4
Indicator value	10.7	10.7	10.6	21.1	9.9	N/A	2.6	2.6	2.7	2.8	3.0	3.2

Licensee Comments:

9/00: The RCS activity PI is based on the tech spec dose equivalent iodine value of 0.35. SQN is currently administratively controlling the limit to 0.25 pending final resolution of a non-conformance.

Reactor Coolant System Leakage



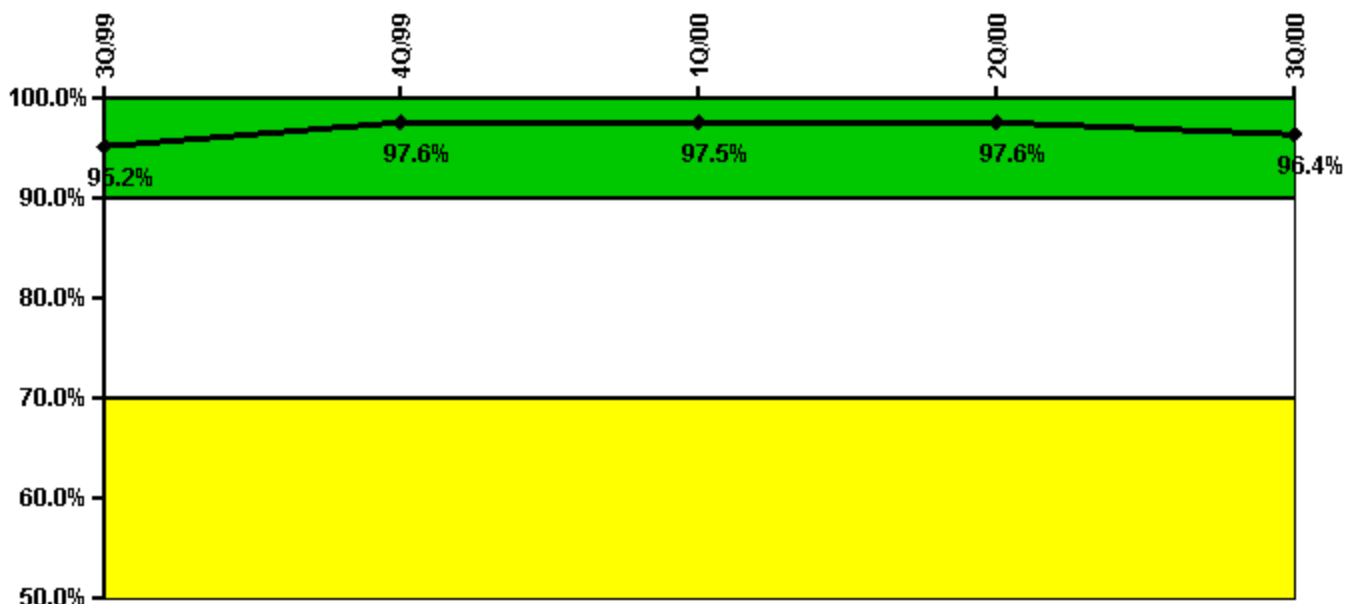
Thresholds: White > 50.0 Yellow > 100.0

Notes

Reactor Coolant System Leakage	10/99	11/99	12/99	1/00	2/00	3/00	4/00	5/00	6/00	7/00	8/00	9/00
Maximum leakage	0.030	0.030	0.030	0.030	0.030	0.230	0.130	0.080	0.090	0.090	0.080	0.090
Technical specification limit	10.0	10.0	10.0	10.0	10.0	10.0	10.0	10.0	10.0	10.0	10.0	10.0
Indicator value	0.3	0.3	0.3	0.3	0.3	2.3	1.3	0.8	0.9	0.9	0.8	0.9

Licensee Comments: none

Drill/Exercise Performance



Thresholds: White < 90.0% Yellow < 70.0%

Notes

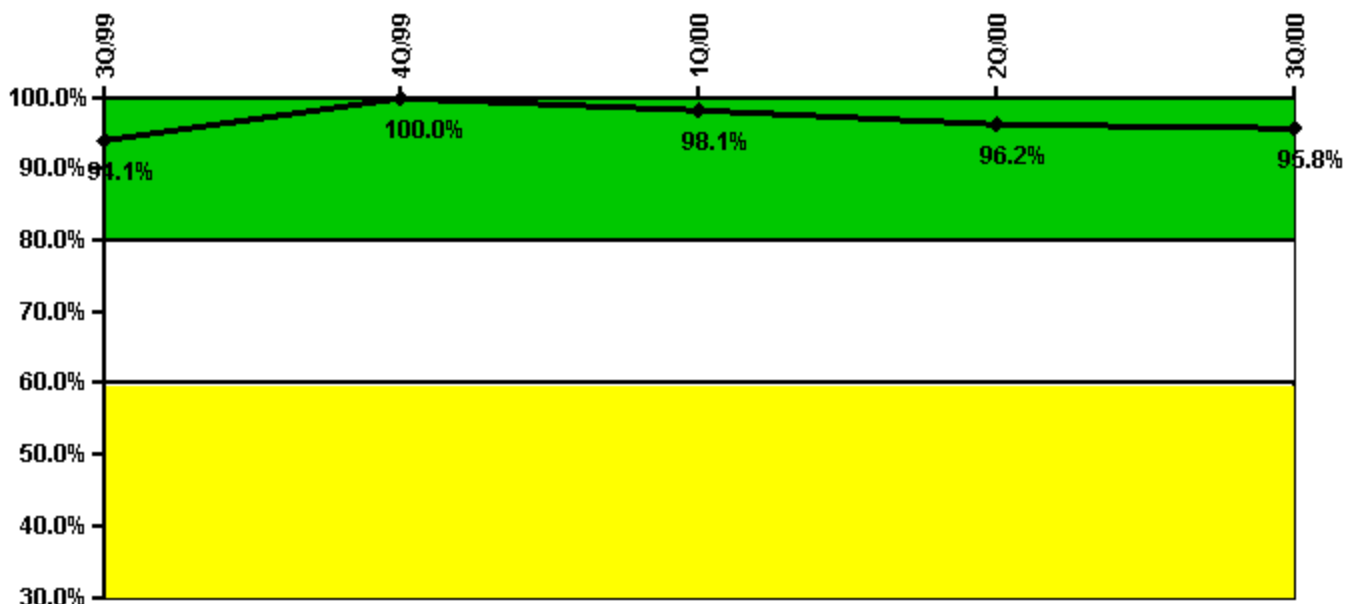
Drill/Exercise Performance	3Q/99	4Q/99	1Q/00	2Q/00	3Q/00
Successful opportunities	9.0	34.0	0	8.0	23.0
Total opportunities	10.0	34.0	0	8.0	25.0
Indicator value	95.2%	97.6%	97.5%	97.6%	96.4%

Licensee Comments:

3Q/00: An investigation of the September 26, 2000 NOUE is being performed to determine if a notification to the state is required when an event classification is made without a declaration. This item is being tracked in the Sequoyah Corrective Action Program (reference SQN PER 00-008706-000).

2Q/00: The original monthly data was incorrectly entered as the value of the quarter's sum to date as opposed to the individual monthly value. This is documented in SQN PER 00-006447-000.

ERO Drill Participation



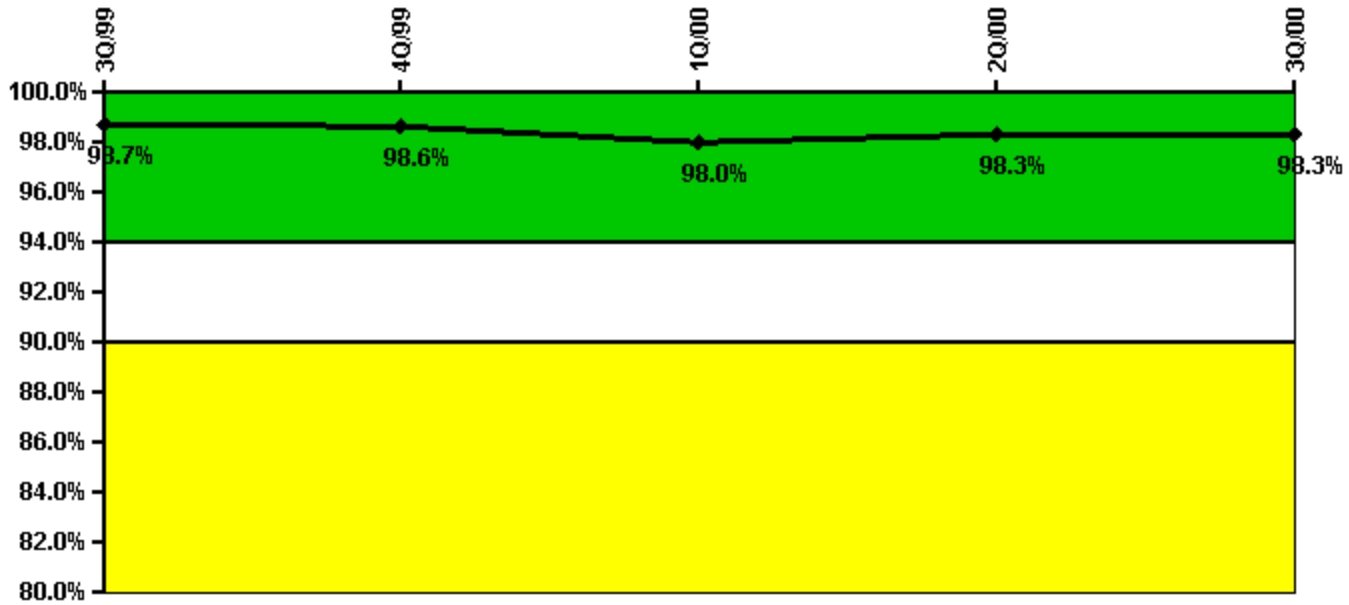
Thresholds: White < 80.0% Yellow < 60.0%

Notes

ERO Drill Participation	3Q/99	4Q/99	1Q/00	2Q/00	3Q/00
Participating Key personnel	80.0	54.0	52.0	50.0	46.0
Total Key personnel	85.0	54.0	53.0	52.0	48.0
Indicator value	94.1%	100.0%	98.1%	96.2%	95.8%

Licensee Comments: none

Alert & Notification System



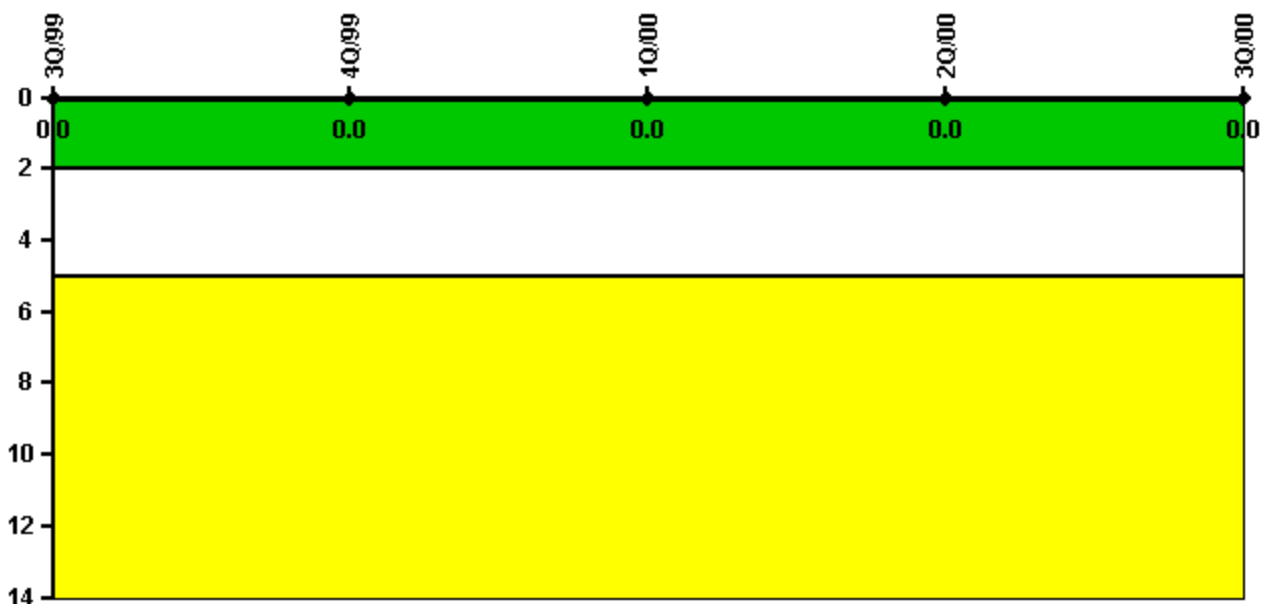
Thresholds: White < 94.0% Yellow < 90.0%

Notes

Alert & Notification System	3Q/99	4Q/99	1Q/00	2Q/00	3Q/00
Successful siren-tests	1066	741	945	856	963
Total sirens-tests	1080	756	972	864	972
Indicator value	98.7%	98.6%	98.0%	98.3%	98.3%

Licensee Comments: none

Occupational Exposure Control Effectiveness



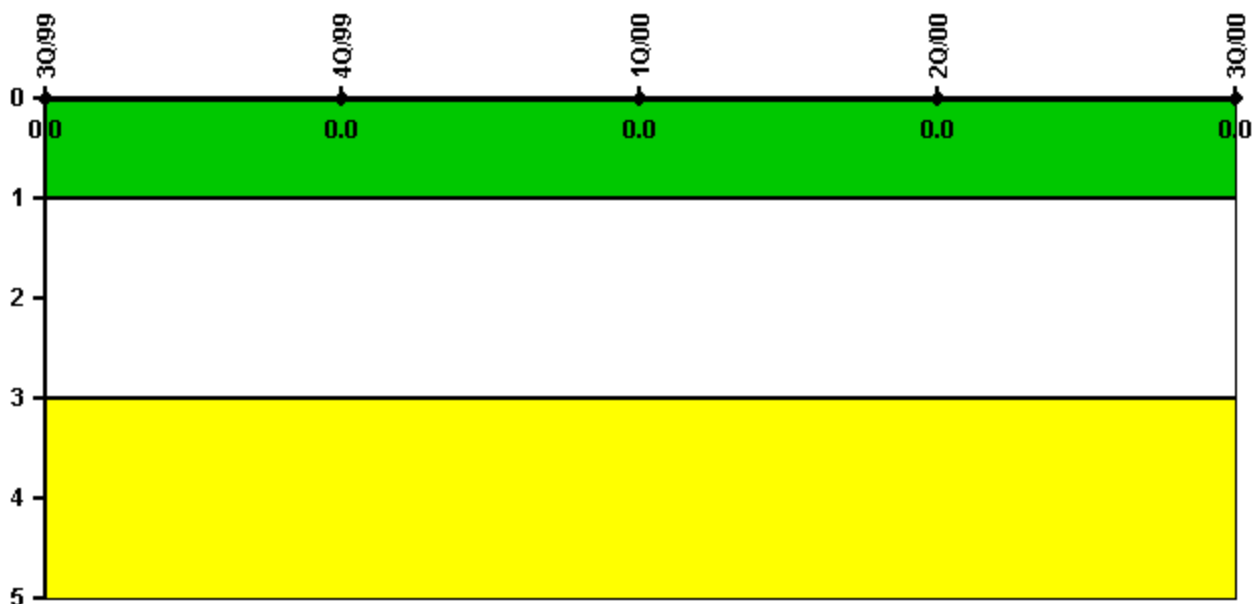
Thresholds: White > 2.0 Yellow > 5.0

Notes

Occupational Exposure Control Effectiveness	3Q/99	4Q/99	1Q/00	2Q/00	3Q/00
High radiation area occurrences	0	0	0	0	0
Very high radiation area occurrences	0	0	0	0	0
Unintended exposure occurrences	0	0	0	0	0
Indicator value	0	0	0	0	0

Licensee Comments: none

RETS/ODCM Radiological Effluent



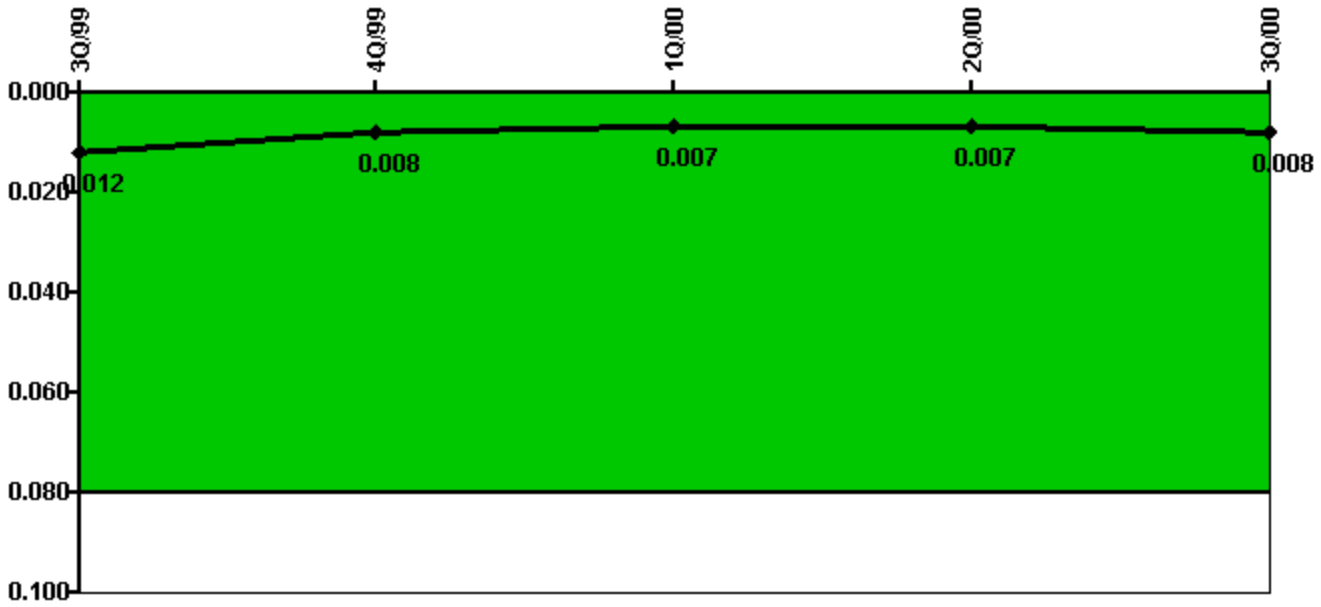
Thresholds: White > 1.0 Yellow > 3.0

Notes

RETS/ODCM Radiological Effluent	3Q/99	4Q/99	1Q/00	2Q/00	3Q/00
RETS/ODCM occurrences	0	0	0	0	0
Indicator value	0	0	0	0	0

Licensee Comments: none

Protected Area Security Performance Index



Thresholds: White > 0.080

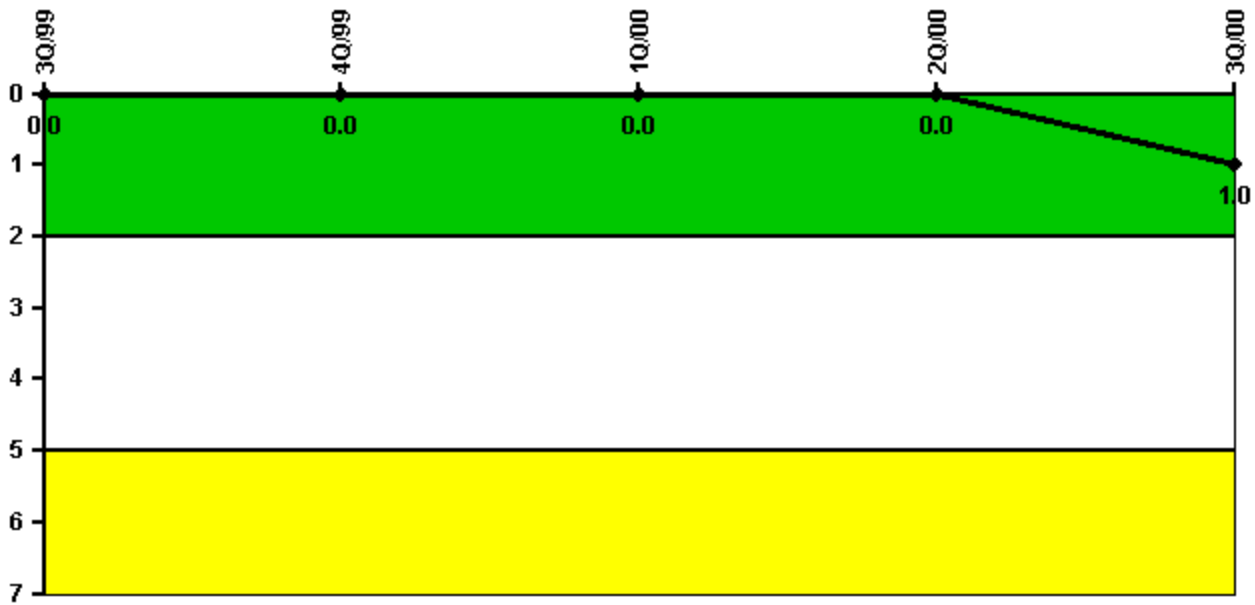
Notes

Protected Area Security Performance Index	3Q/99	4Q/99	1Q/00	2Q/00	3Q/00
IDS compensatory hours	87.45	87.17	12.40	166.40	117.21
CCTV compensatory hours	6.4	0	72.9	12.9	1.3
IDS normalization factor	3.65	3.65	3.65	3.65	3.65
CCTV normalization factor	2.7	2.7	2.7	2.7	2.7
Index Value	0.012	0.008	0.007	0.007	0.008

Licensee Comments:

1Q/00: Feb 2000 data was revised as documented on PER00-010268-000.

Personnel Screening Program



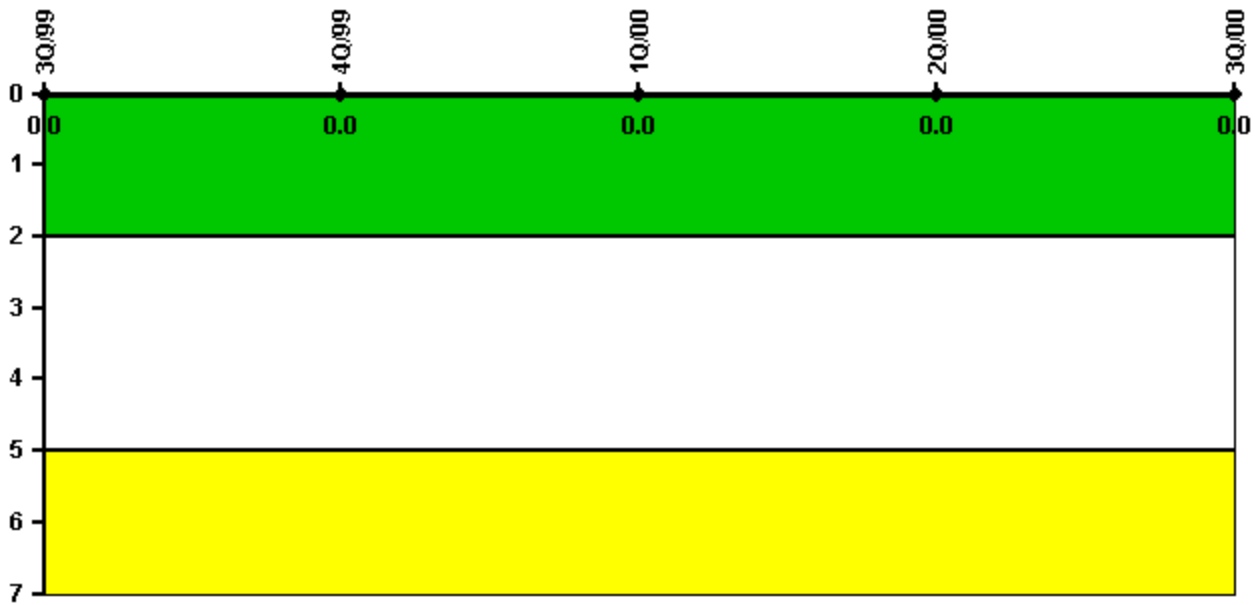
Thresholds: White > 2.0 Yellow > 5.0

Notes

Personnel Screening Program	3Q/99	4Q/99	1Q/00	2Q/00	3Q/00
Program failures	0	0	0	0	1
Indicator value	0	0	0	0	1

Licensee Comments: none

FFD/Personnel Reliability



Thresholds: White > 2.0 Yellow > 5.0

Notes

FFD/Personnel Reliability	3Q/99	4Q/99	1Q/00	2Q/00	3Q/00
Program Failures	0	0	0	0	0
Indicator value	0	0	0	0	0

Licensee Comments: none

▲ [PI Summary](#) | [Inspection Findings Summary](#) | [Reactor Oversight Process](#)

Last Modified: March 29, 2002