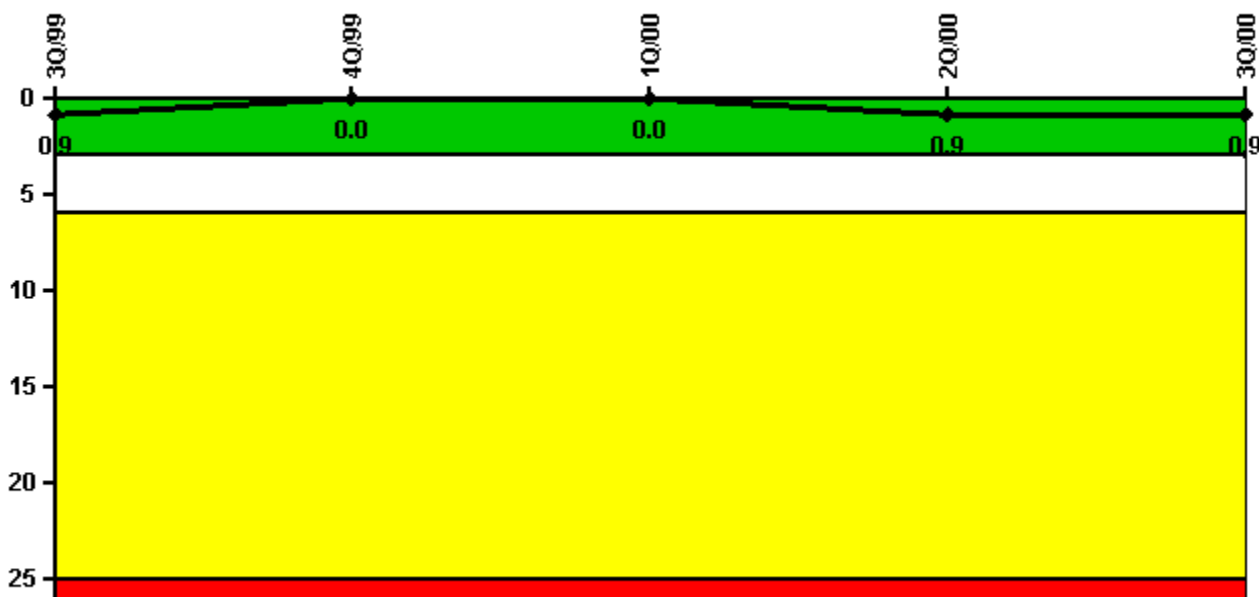


Prairie Island 2

3Q/2000 Performance Indicators

Licensee's General Comments: none

Unplanned Scrams per 7000 Critical Hrs



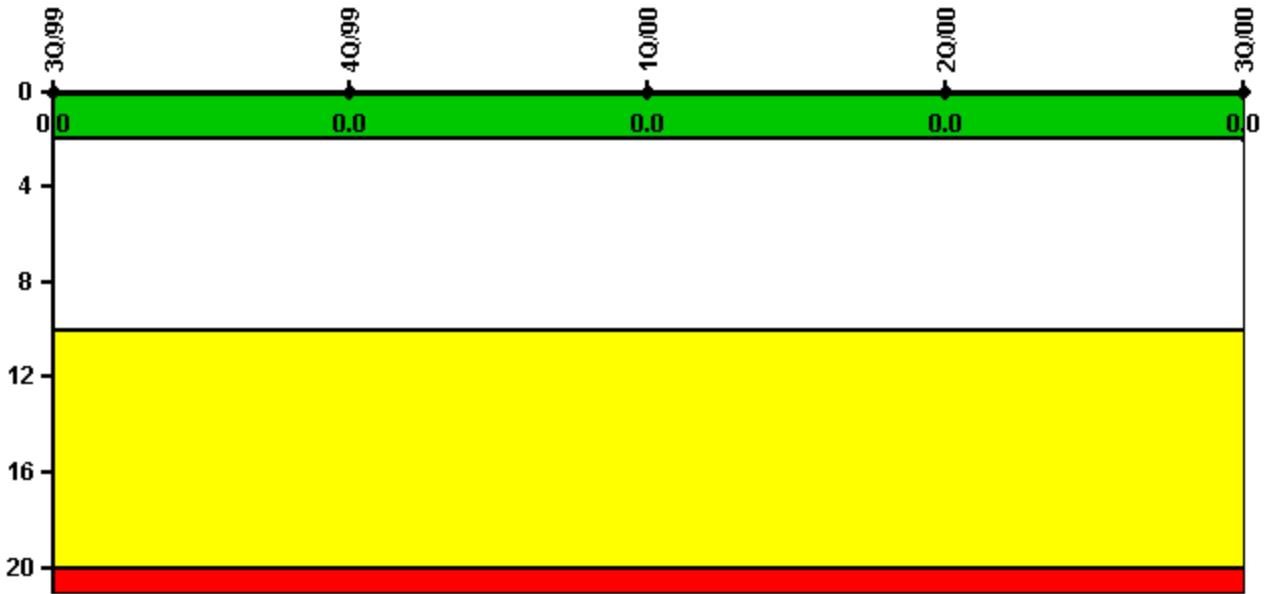
Thresholds: White > 3.0 Yellow > 6.0 Red > 25.0

Notes

Unplanned Scrams per 7000 Critical Hrs	3Q/99	4Q/99	1Q/00	2Q/00	3Q/00
Unplanned scrams	0	0	0	1.0	0
Critical hours	2208.0	2209.0	2184.0	1257.2	2208.0
Indicator value	0.9	0	0	0.9	0.9

Licensee Comments: none

Scrams with Loss of Normal Heat Removal



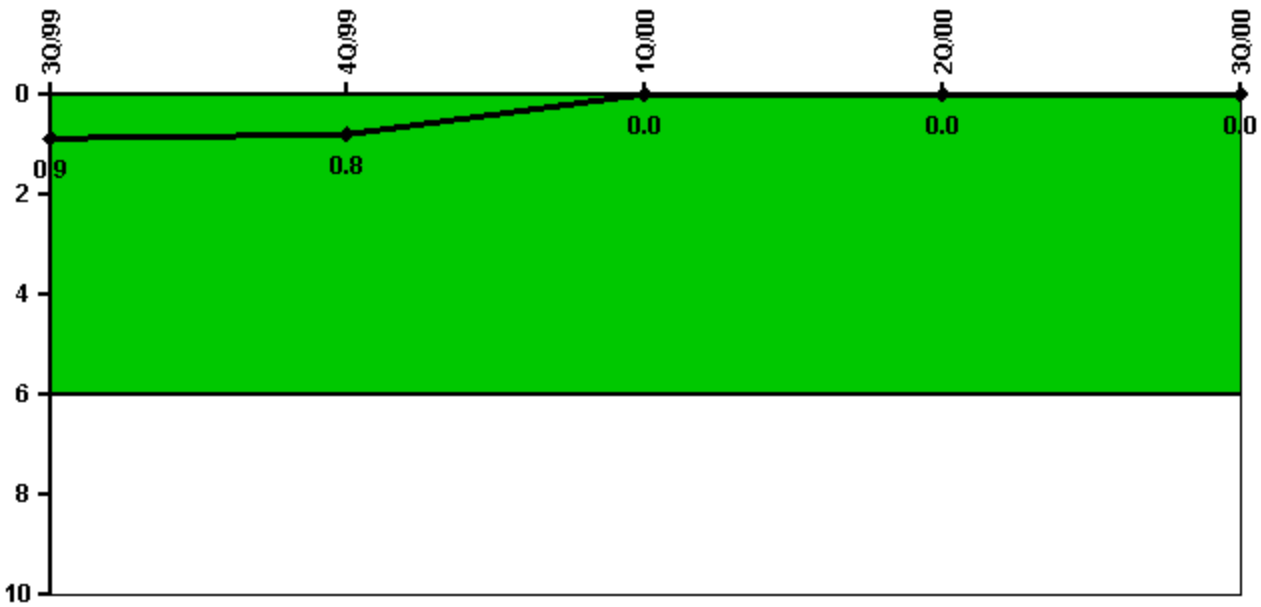
Thresholds: White > 2.0 Yellow > 10.0 Red > 20.0

Notes

Scrams with Loss of Normal Heat Removal	3Q/99	4Q/99	1Q/00	2Q/00	3Q/00
Scrams	0	0	0	0	0
Indicator value	0	0	0	0	0

Licensee Comments: none

Unplanned Power Changes per 7000 Critical Hrs



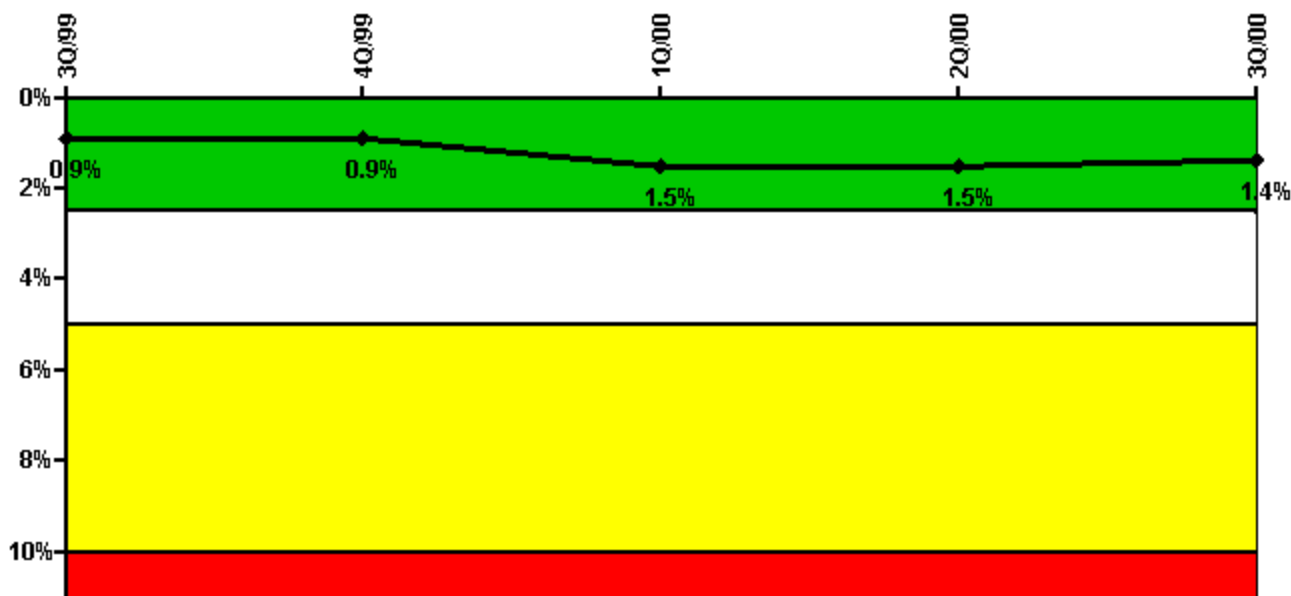
Thresholds: White > 6.0

Notes

Unplanned Power Changes per 7000 Critical Hrs	3Q/99	4Q/99	1Q/00	2Q/00	3Q/00
Unplanned power changes	0	0	0	0	0
Critical hours	2208.0	2209.0	2184.0	1257.2	2208.0
Indicator value	0.9	0.8	0	0	0

Licensee Comments: none

Safety System Unavailability, Emergency AC Power



Thresholds: White > 2.5% Yellow > 5.0% Red > 10.0%

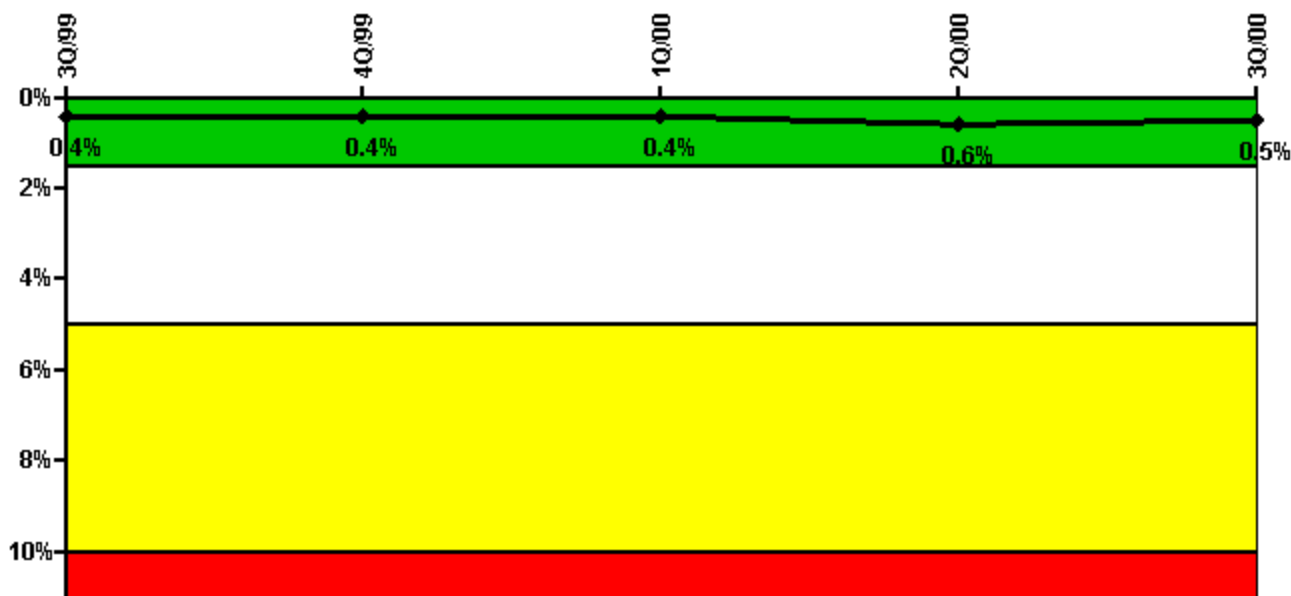
Notes

Safety System Unavailability, Emergency AC Power	3Q/99	4Q/99	1Q/00	2Q/00	3Q/00
Train 1					
Planned unavailable hours	5.50	32.72	5.37	3.79	6.30
Unplanned unavailable hours	0	37.73	9.10	0	0
Fault exposure hours	0	0	340.05	0	0
Effective Reset hours	0	0	0	0	0
Required hours	2208.00	2209.00	2184.00	2057.75	2208.00
Train 2					
Planned unavailable hours	5.97	31.77	16.20	5.23	6.40
Unplanned unavailable hours	0	8.18	31.50	0	15.75
Fault exposure hours	0	0	0	0	0
Effective Reset hours	0	0	0	0	0
Required hours	2208.00	2209.00	2184.00	2057.75	2208.00
Indicator value	0.9%	0.9%	1.5%	1.5%	1.4%

Licensee Comments:

3Q/98: Planned unavailable hours for 2Q96, 2Q97, 3Q97, and 3Q98 were revised to reflect current guidance of NEI 99-02, rev 0, which states that planned overhaul hours do not have to be included in the unavailable hours for this performance indicator. NEI 99-02 allows data, submitted prior to revision 0, may be revised and resubmitted to reflect current guidance if desired. Changes did not result in a threshold color change.

Safety System Unavailability, High Pressure Injection System (HPSI)



Thresholds: White > 1.5% Yellow > 5.0% Red > 10.0%

Notes

Safety System Unavailability, High Pressure Injection System (HPSI)	3Q/99	4Q/99	1Q/00	2Q/00	3Q/00
Train 1					
Planned unavailable hours	3.17	1.88	8.85	33.00	1.87
Unplanned unavailable hours	0	0	0	14.07	0
Fault exposure hours	0	0	0	0	0
Effective Reset hours	0	0	0	0	0
Required hours	2208.00	2209.00	2184.00	1257.14	2208.00
Train 2					
Planned unavailable hours	2.74	2.54	1.06	20.67	9.20
Unplanned unavailable hours	0	0	0	0.35	0
Fault exposure hours	0	0	0	0	0
Effective Reset hours	0	0	0	0	0
Required hours	2208.00	2209.00	2184.00	1257.14	2208.00
Indicator value	0.4%	0.4%	0.4%	0.6%	0.5%

Licensee Comments: none

Safety System Unavailability, Heat Removal System (AFW)



Thresholds: White > 2.0% Yellow > 6.0% Red > 12.0%

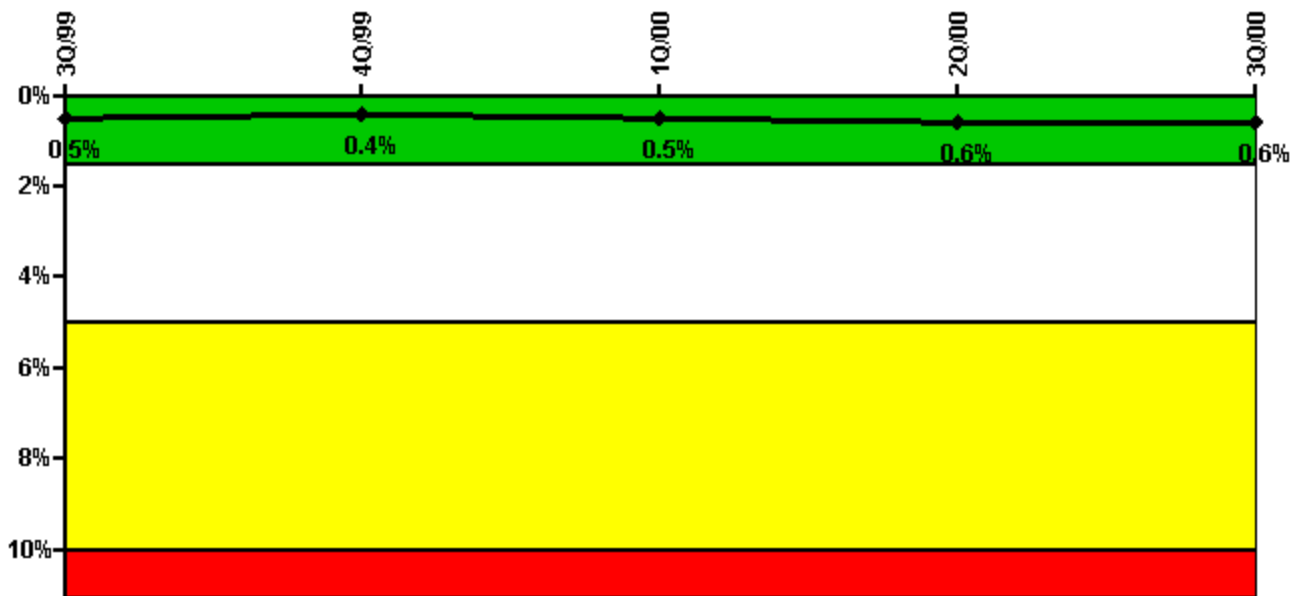
Notes

Safety System Unavailability, Heat Removal System (AFW)	3Q/99	4Q/99	1Q/00	2Q/00	3Q/00
Train 1					
Planned unavailable hours	9.79	4.22	13.04	8.75	8.63
Unplanned unavailable hours	0	0	44.05	11.37	0
Fault exposure hours	0	0	0	0	0
Effective Reset hours	0	0	0	0	0
Required hours	2208.00	2209.00	2184.00	1257.14	2208.00
Train 2					
Planned unavailable hours	8.43	5.40	5.72	7.16	7.69
Unplanned unavailable hours	0	0	0	0.58	0
Fault exposure hours	0	0	0	0	0
Effective Reset hours	0	0	0	0	0
Required hours	2208.00	2209.00	2184.00	1257.14	2208.00
Indicator value	0.8%	0.8%	0.8%	0.8%	0.8%

Licensee Comments:

4Q/99: On the 10/14/99 submittal, the planned unavailable hours for Train 2 for 10/1999 was 1.15 and should have been 1.97. The data entry on the 12/14/99 submittal did include the correct number of planned unavailable hours.

Safety System Unavailability, Residual Heat Removal System



Thresholds: White > 1.5% Yellow > 5.0% Red > 10.0%

Notes

Safety System Unavailability, Residual Heat Removal System	3Q/99	4Q/99	1Q/00	2Q/00	3Q/00
Train 1					
Planned unavailable hours	12.42	3.95	8.95	33.84	13.00
Unplanned unavailable hours	0	0	0	14.07	0
Fault exposure hours	0	0	0	0	0
Effective Reset hours	0	0	0	0	0
Required hours	2208.00	2209.00	2184.00	2057.75	2208.00
Train 2					
Planned unavailable hours	12.79	3.81	1.13	21.20	18.60
Unplanned unavailable hours	0	0	0	0.35	0
Fault exposure hours	0	0	0	0	0
Effective Reset hours	0	0	0	0	0
Required hours	2208.00	2209.00	2184.00	2057.75	2208.00
Indicator value	0.5%	0.4%	0.5%	0.6%	0.6%

Licensee Comments:

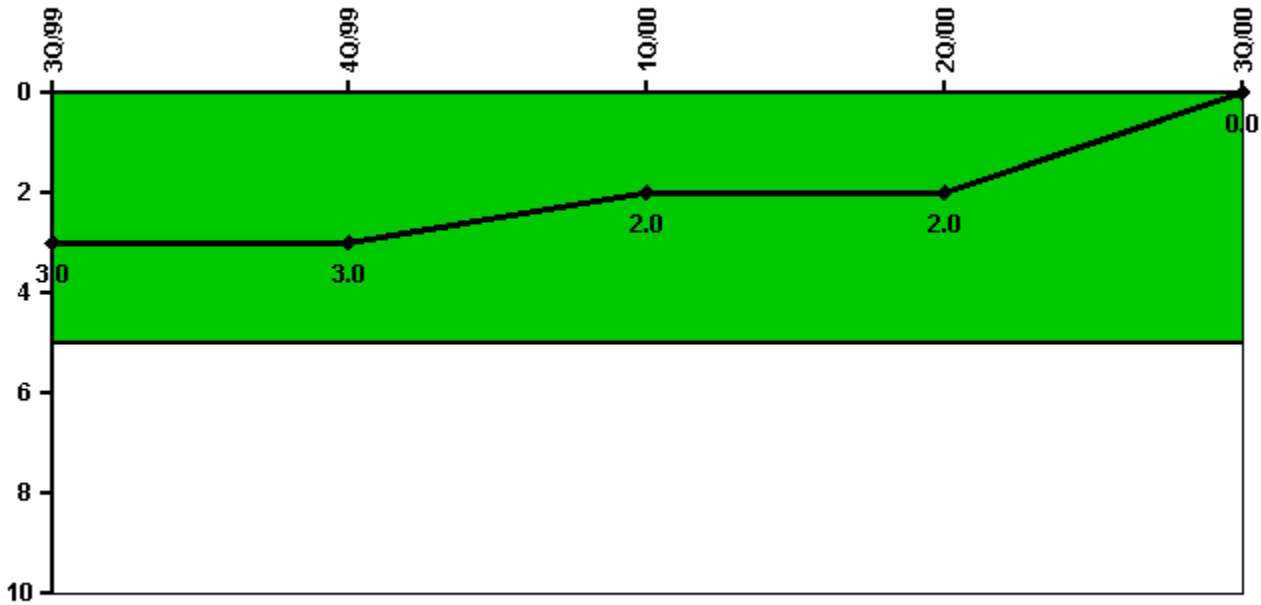
2Q/00: The RHR unavailability hours reported in 1Q97 and 2Q2000 (Train 1) and 4Q98 (Train 2) were revised. The pump was declared out of service while preventive maintenance was performed on it's power supply bus. Per guidance provided in FAQ 145, this out of service time is not counted as unavailability time since the refueling pool was flooded as allowed by technical specifications. This change did not result in a threshold color change. the indicator remains Green.

2Q/00: The RHR unavailability hours reported in 1Q97 and 2Q2000 (Train 1) and 4Q98 (Train 2) were revised. The pump was declared out of service while preventive maintenance was performed on it's power supply bus. Per guidance provided in FAQ 145, this out of service time is not counted as unavailability time since the refueling pool was flooded as allowed by technical specifications. This change did not result in a threshold color change. the indicator remains Green. New comment (3/8/2001) The planned unavailable hours for 2Q2000 were revised to include previously unreported hours, resulting in a color change from Green to White.

2Q/00: The RHR unavailability hours reported in 1Q97 and 2Q2000 (Train 1) and 4Q98 (Train 2) were revised. The pump was declared out of service while preventive maintenance was performed on it's power supply bus. Per guidance provided in FAQ 145, this out of service time is not

counted as unavailability time since the refueling pool was flooded as allowed by technical specifications. This change did not result in a threshold color change. the indicator remains Green. New comment (3/8/2001) The planned unavailable hours for 2Q2000 were revised to include previously unreported hours, resulting in a color change from Green to White.

Safety System Functional Failures (PWR)



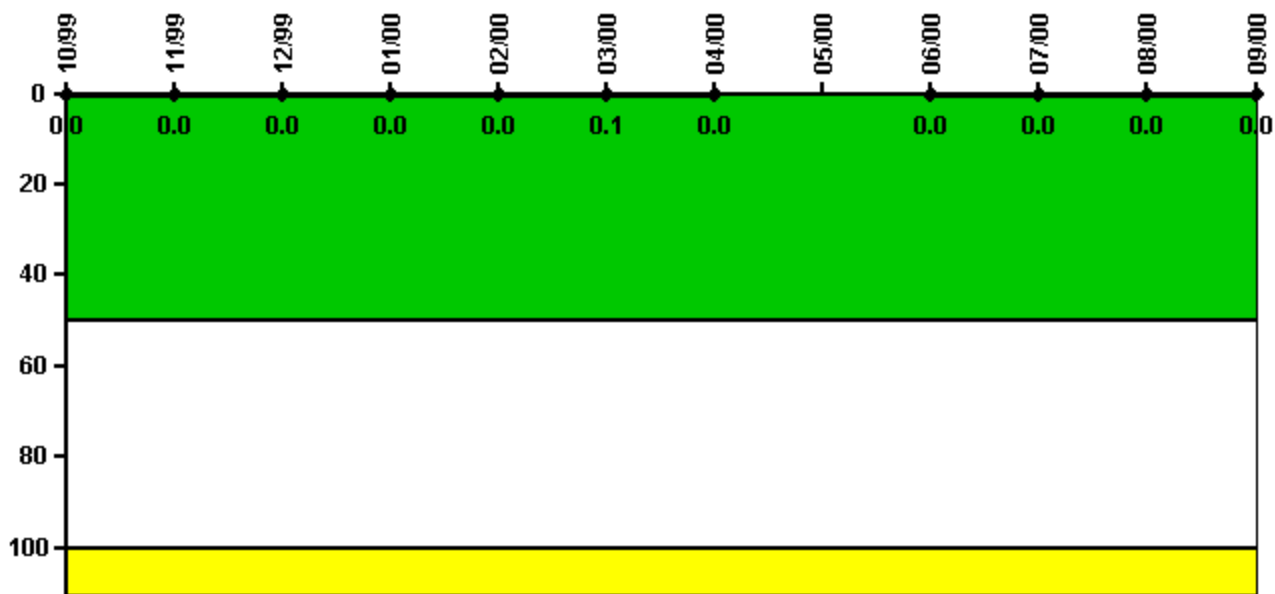
Thresholds: White > 5.0

Notes

Safety System Functional Failures (PWR)	3Q/99	4Q/99	1Q/00	2Q/00	3Q/00
Safety System Functional Failures	2	0	0	0	0
Indicator value	3	3	2	2	0

Licensee Comments: none

Reactor Coolant System Activity



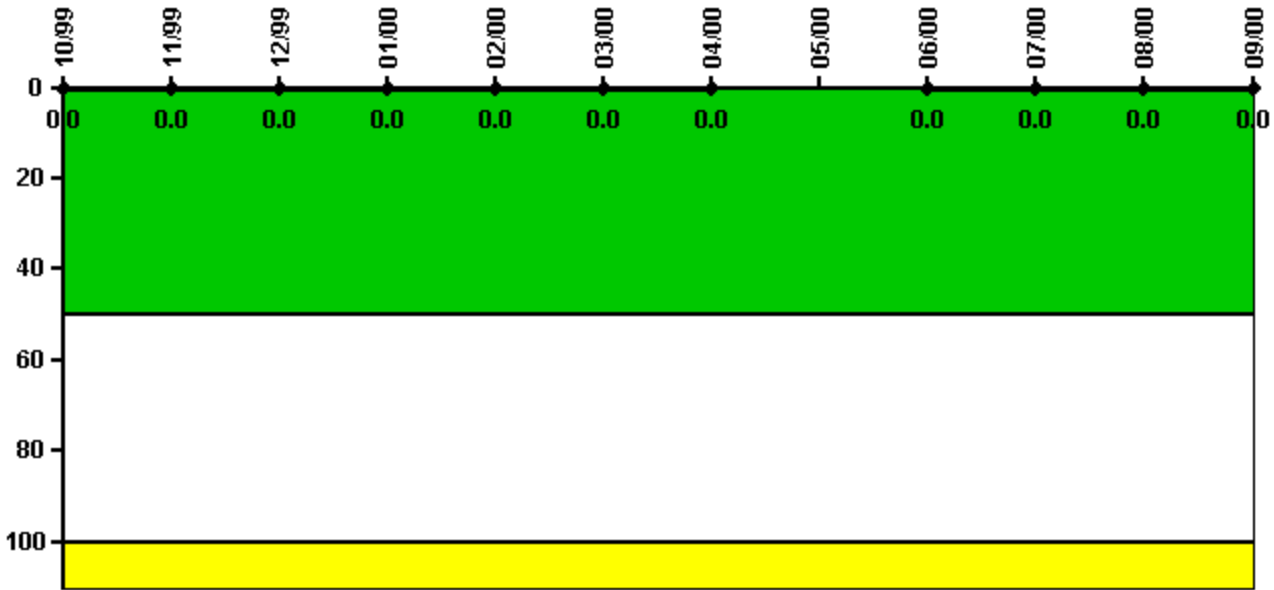
Thresholds: White > 50.0 Yellow > 100.0

Notes

Reactor Coolant System Activity	10/99	11/99	12/99	1/00	2/00	3/00	4/00	5/00	6/00	7/00	8/00	9/00
Maximum activity	0.000410	0.000430	0.000470	0.000470	0.000480	0.000500	0.000480	N/A	0.000230	0.000260	0.000390	0.000280
Technical specification limit	1.0	1.0	1.0	1.0	1.0	1.0	1.0	1.0	1.0	1.0	1.0	1.0
Indicator value	0	0	0	0	0	0.1	0	N/A	0	0	0	0

Licensee Comments: none

Reactor Coolant System Leakage



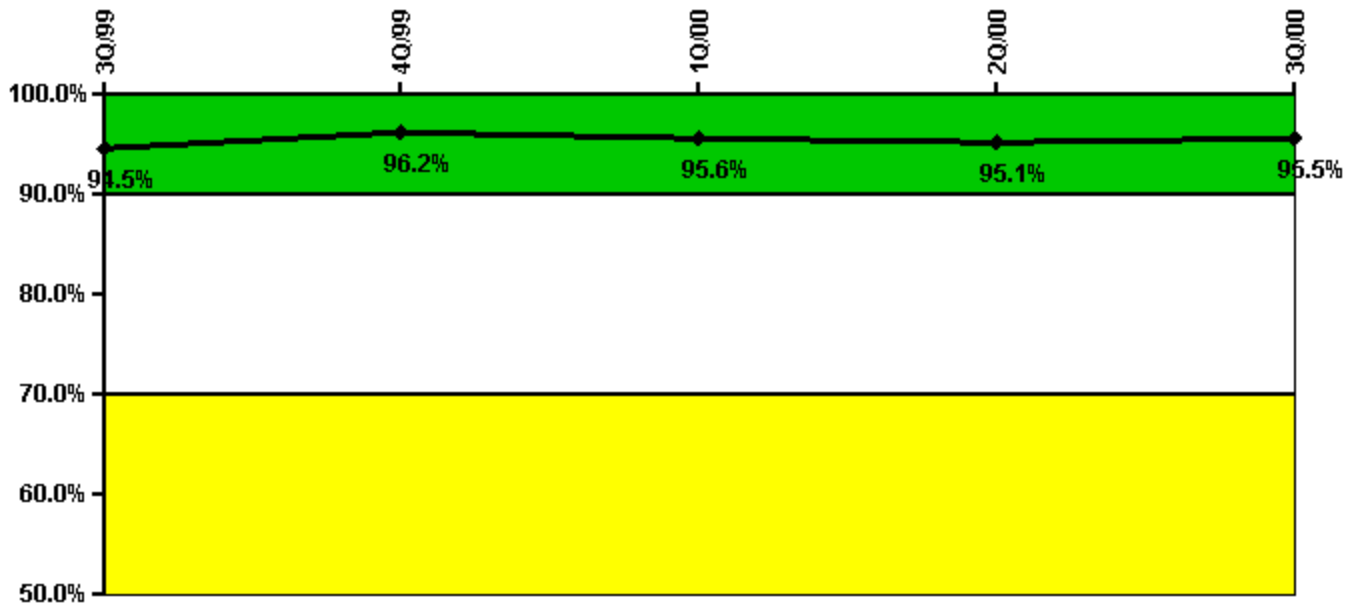
Thresholds: White > 50.0 Yellow > 100.0

Notes

Reactor Coolant System Leakage	10/99	11/99	12/99	1/00	2/00	3/00	4/00	5/00	6/00	7/00	8/00	9/00
Maximum leakage	0	0	0	0	0	0	0	N/A	0	0	0	0
Technical specification limit	10.0	10.0	10.0	10.0	10.0	10.0	10.0	10.0	10.0	10.0	10.0	10.0
Indicator value	0	0	0	0	0	0	0	N/A	0	0	0	0

Licensee Comments: none

Drill/Exercise Performance



Thresholds: White < 90.0% Yellow < 70.0%

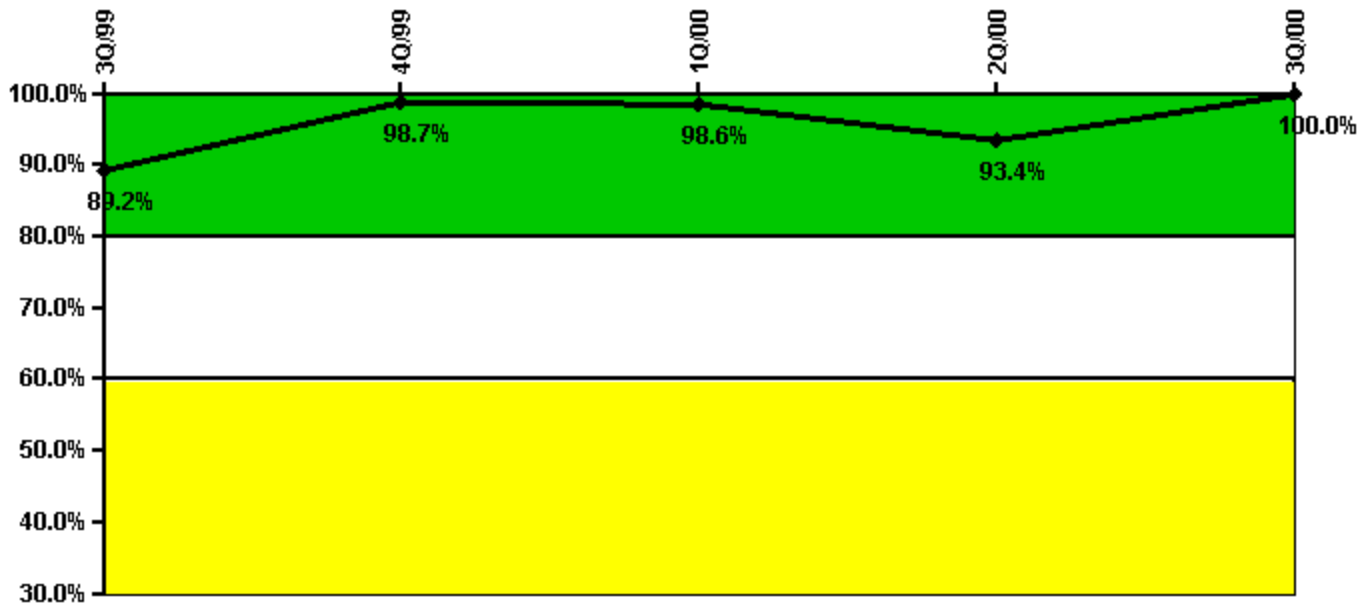
Notes

Drill/Exercise Performance	3Q/99	4Q/99	1Q/00	2Q/00	3Q/00
Successful opportunities	29.0	65.0	12.0	2.0	45.0
Total opportunities	29.0	68.0	14.0	2.0	47.0
Indicator value	94.5%	96.2%	95.6%	95.1%	95.5%

Licensee Comments:

3Q/00: The 3Q2000 ERO Drill and Exercise Performance Indicator is being revised. Three opportunities and successes are being removed due to the fact that the September exercise was too similar to the previous drill. The exercise was re-performed in the 4Q2000. This change did not result in a threshold color change.

ERO Drill Participation



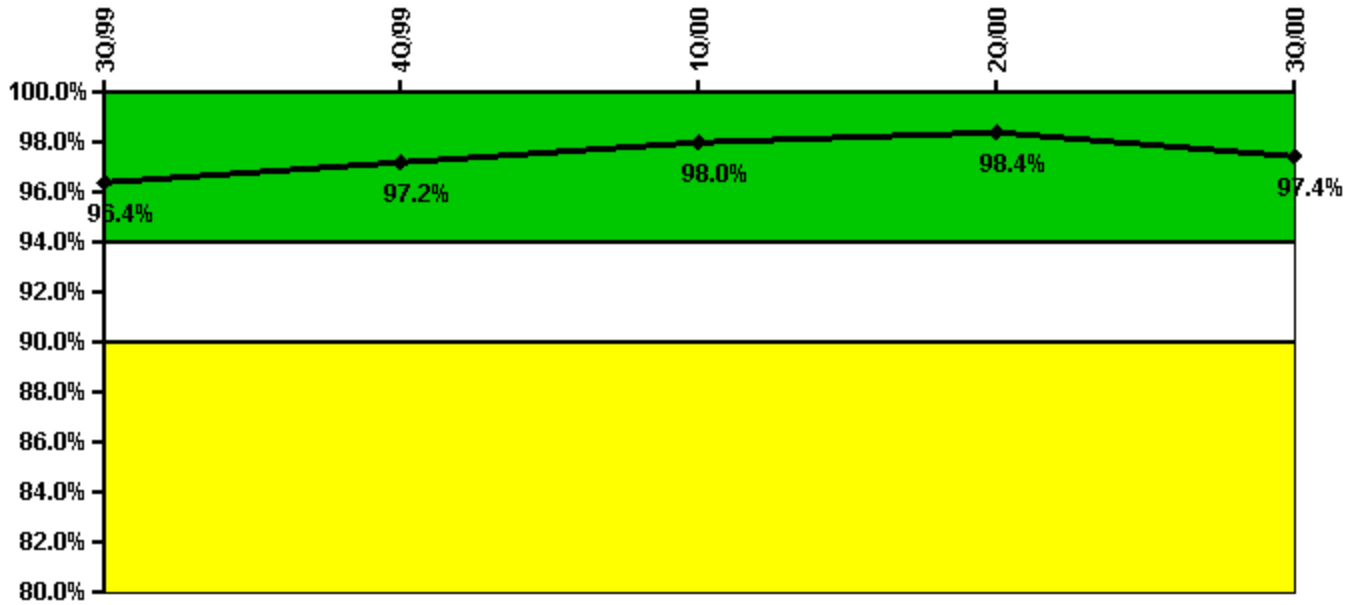
Thresholds: White < 80.0% Yellow < 60.0%

Notes

ERO Drill Participation	3Q/99	4Q/99	1Q/00	2Q/00	3Q/00
Participating Key personnel	74.0	76.0	73.0	71.0	69.0
Total Key personnel	83.0	77.0	74.0	76.0	69.0
Indicator value	89.2%	98.7%	98.6%	93.4%	100.0%

Licensee Comments: none

Alert & Notification System



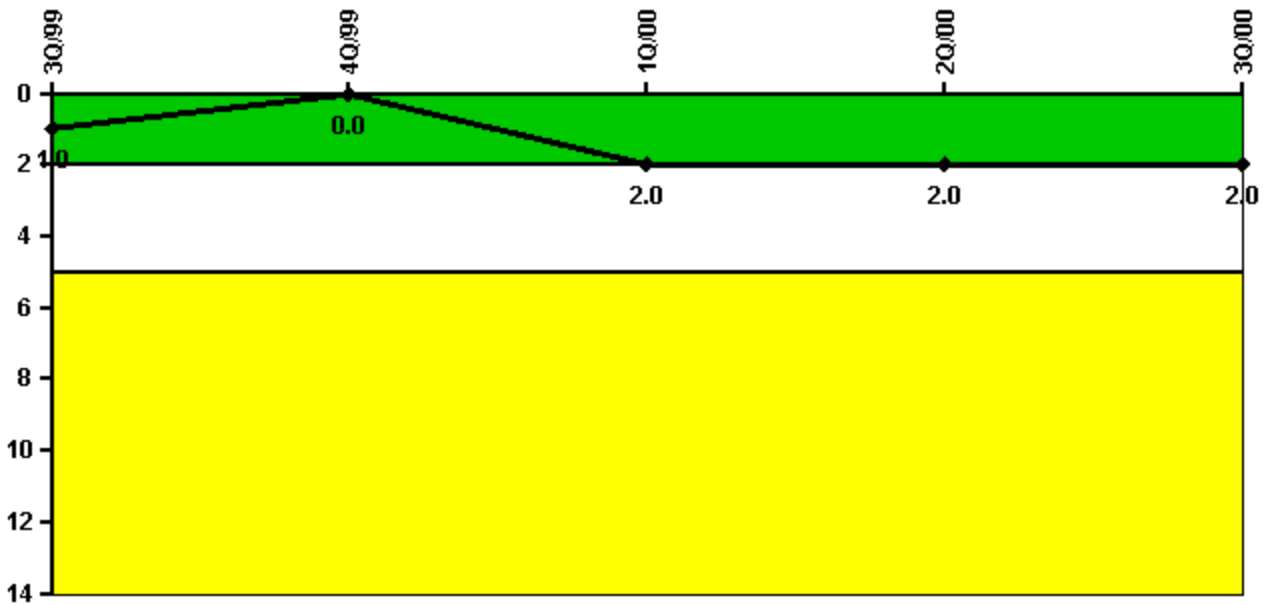
Thresholds: White < 94.0% Yellow < 90.0%

Notes

Alert & Notification System	3Q/99	4Q/99	1Q/00	2Q/00	3Q/00
Successful siren-tests	302	312	308	306	290
Total sirens-tests	312	312	312	312	312
Indicator value	96.4%	97.2%	98.0%	98.4%	97.4%

Licensee Comments: none

Occupational Exposure Control Effectiveness



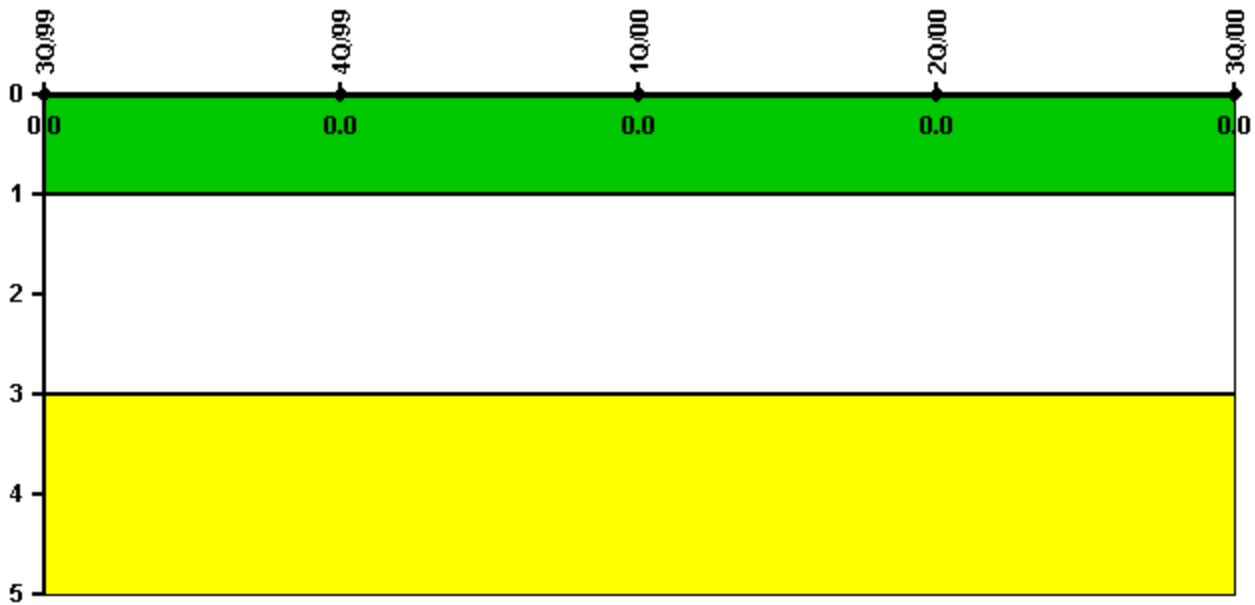
Thresholds: White > 2.0 Yellow > 5.0

Notes

Occupational Exposure Control Effectiveness	3Q/99	4Q/99	1Q/00	2Q/00	3Q/00
High radiation area occurrences	0	0	2	0	0
Very high radiation area occurrences	0	0	0	0	0
Unintended exposure occurrences	0	0	0	0	0
Indicator value	1	0	2	2	2

Licensee Comments: none

RETS/ODCM Radiological Effluent



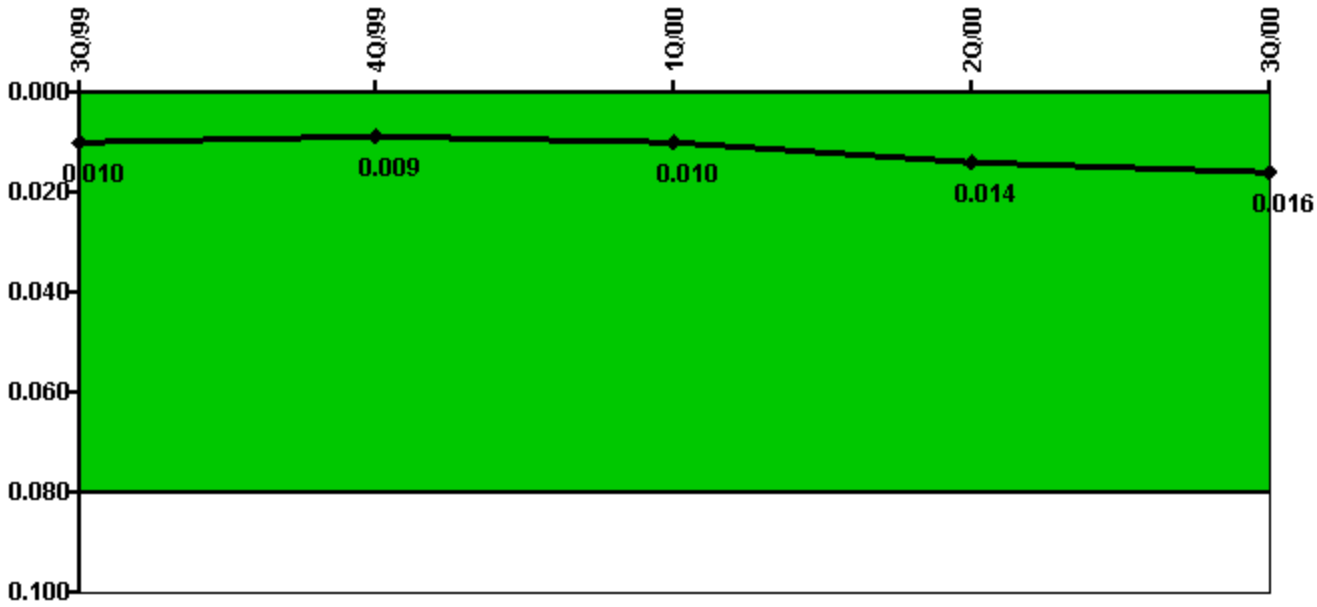
Thresholds: White > 1.0 Yellow > 3.0

Notes

RETS/ODCM Radiological Effluent	3Q/99	4Q/99	1Q/00	2Q/00	3Q/00
RETS/ODCM occurrences	0	0	0	0	0
Indicator value	0	0	0	0	0

Licensee Comments: none

Protected Area Security Performance Index



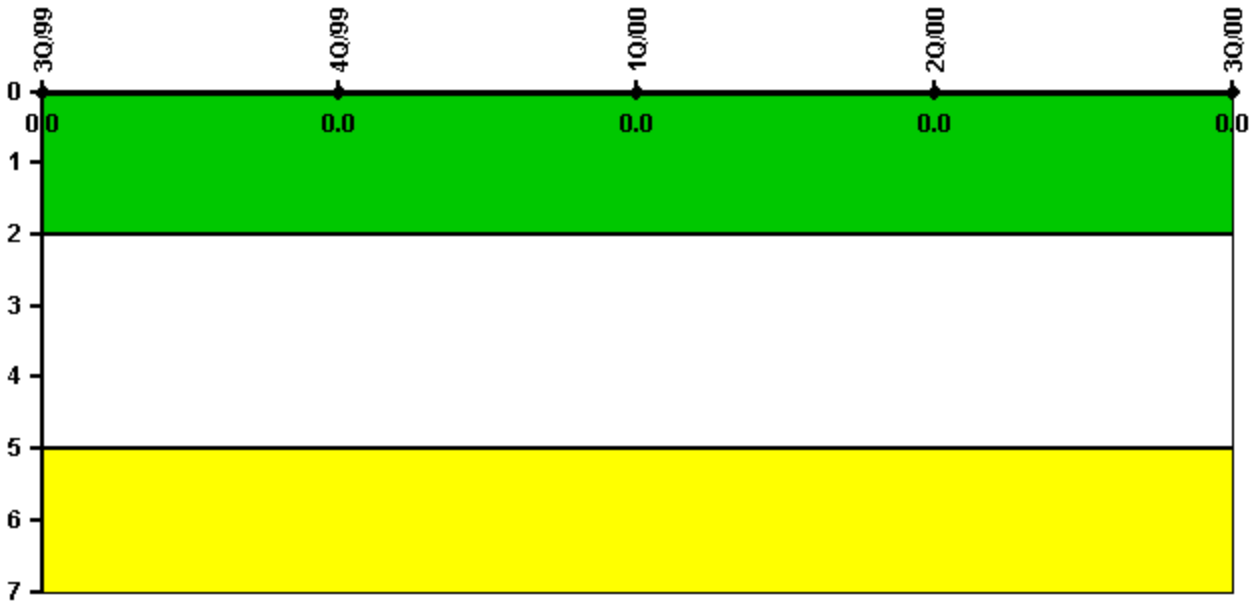
Thresholds: White > 0.080

Notes

Protected Area Security Performance Index	3Q/99	4Q/99	1Q/00	2Q/00	3Q/00
IDS compensatory hours	70.50	7.10	37.03	155.08	112.69
CCTV compensatory hours	0	0	0	0	0
IDS normalization factor	1.10	1.10	1.10	1.10	1.10
CCTV normalization factor	1.0	1.0	1.0	1.0	1.0
Index Value	0.010	0.009	0.010	0.014	0.016

Licensee Comments: none

Personnel Screening Program



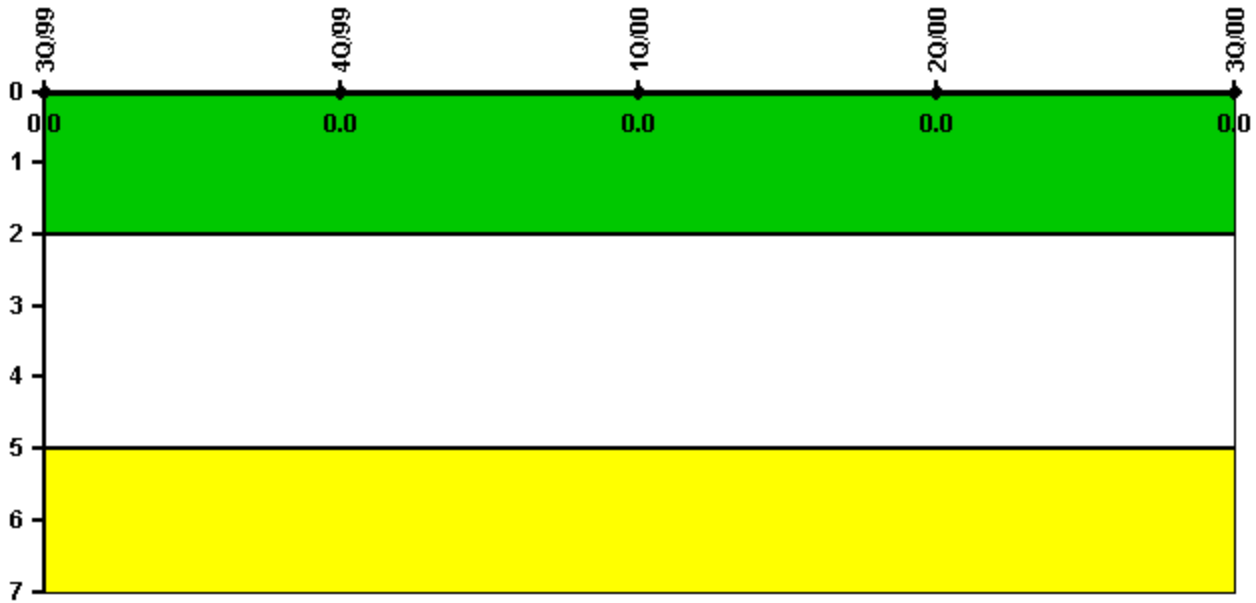
Thresholds: White > 2.0 Yellow > 5.0

Notes

Personnel Screening Program	3Q/99	4Q/99	1Q/00	2Q/00	3Q/00
Program failures	0	0	0	0	0
Indicator value	0	0	0	0	0

Licensee Comments: none

FFD/Personnel Reliability



Thresholds: White > 2.0 Yellow > 5.0

Notes

FFD/Personnel Reliability	3Q/99	4Q/99	1Q/00	2Q/00	3Q/00
Program Failures	0	0	0	0	0
Indicator value	0	0	0	0	0

Licensee Comments: none

[PI Summary](#) | [Inspection Findings Summary](#) | [Reactor Oversight Process](#)

Last Modified: March 29, 2002