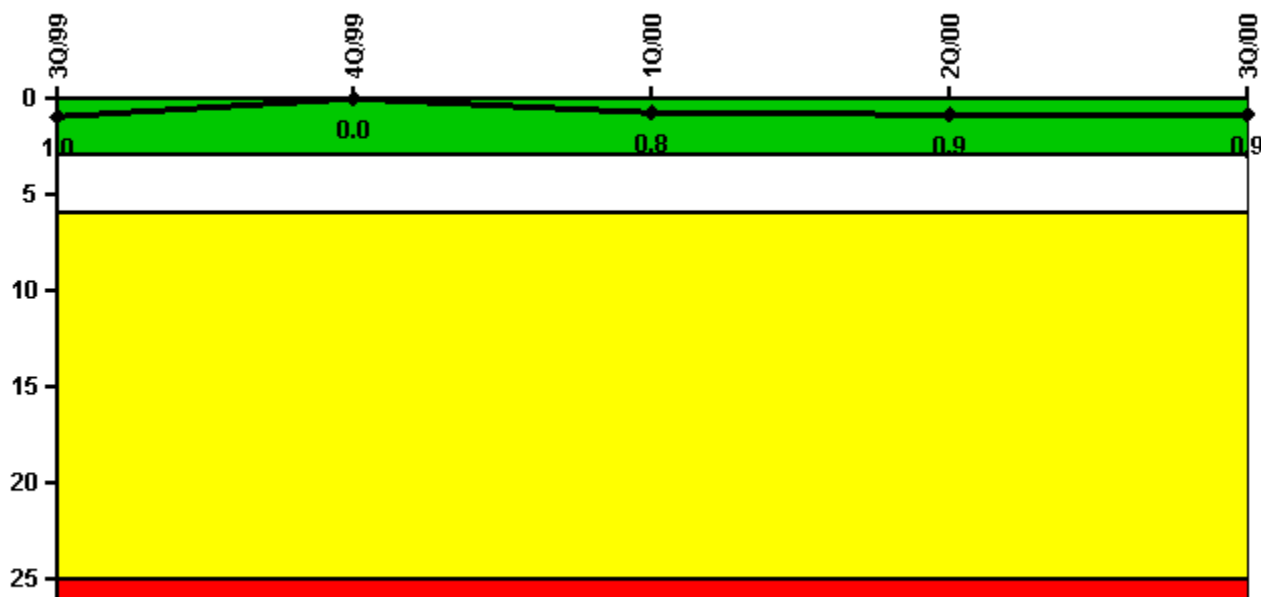


Oconee 3

3Q/2000 Performance Indicators

Licensee's General Comments: none

Unplanned Scrams per 7000 Critical Hrs



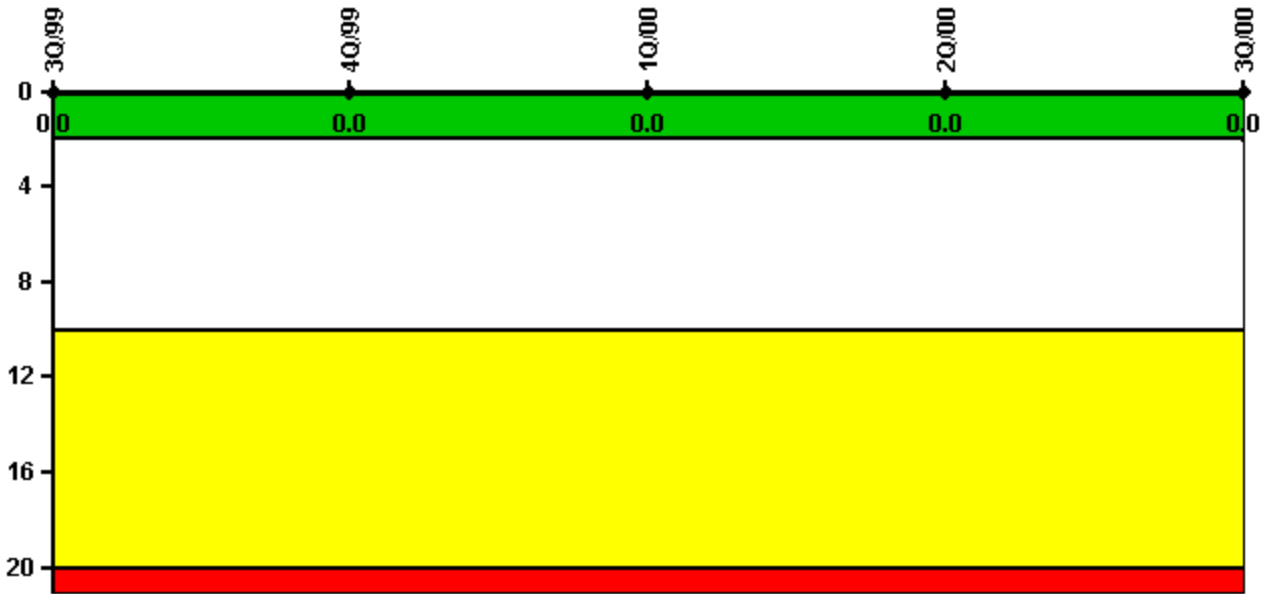
Thresholds: White > 3.0 Yellow > 6.0 Red > 25.0

Notes

Unplanned Scrams per 7000 Critical Hrs	3Q/99	4Q/99	1Q/00	2Q/00	3Q/00
Unplanned scrams	0	0	1.0	0	0
Critical hours	2208.0	2209.0	2155.0	1322.7	2208.0
Indicator value	1.0	0	0.8	0.9	0.9

Licensee Comments: none

Scrams with Loss of Normal Heat Removal



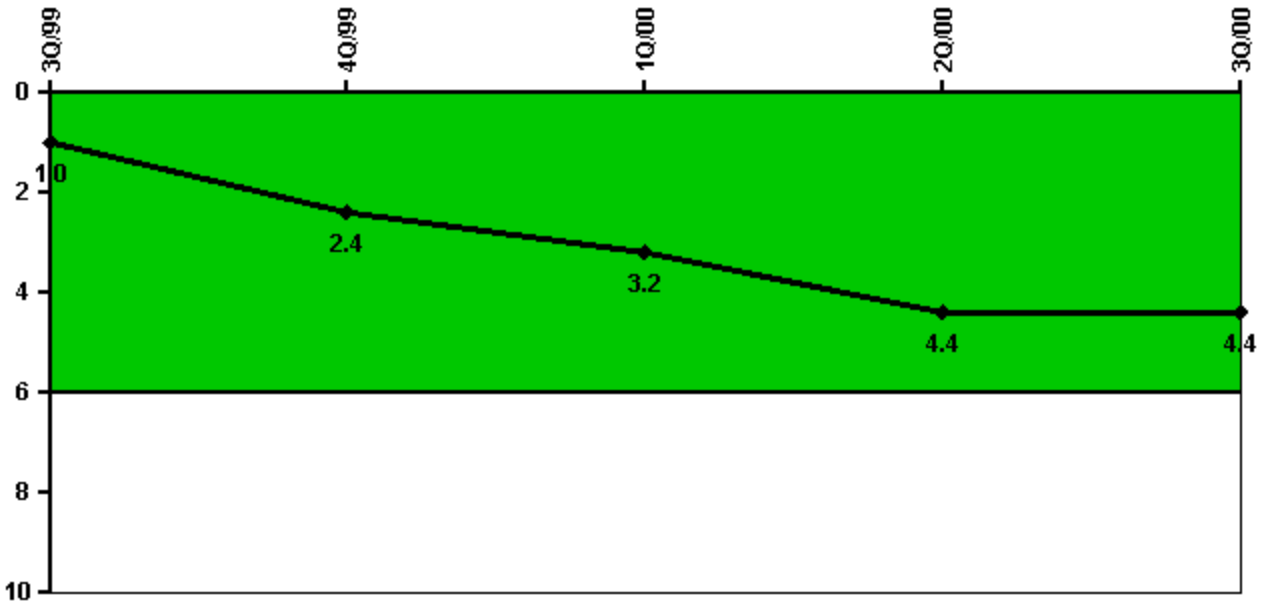
Thresholds: White > 2.0 Yellow > 10.0 Red > 20.0

Notes

Scrams with Loss of Normal Heat Removal	3Q/99	4Q/99	1Q/00	2Q/00	3Q/00
Scrams	0	0	0	0	0
Indicator value	0	0	0	0	0

Licensee Comments: none

Unplanned Power Changes per 7000 Critical Hrs



Thresholds: White > 6.0

Notes

Unplanned Power Changes per 7000 Critical Hrs	3Q/99	4Q/99	1Q/00	2Q/00	3Q/00
Unplanned power changes	0	2.0	1.0	2.0	0
Critical hours	2208.0	2209.0	2155.0	1322.7	2208.0
Indicator value	1.0	2.4	3.2	4.4	4.4

Licensee Comments: none

Safety System Unavailability, HEG

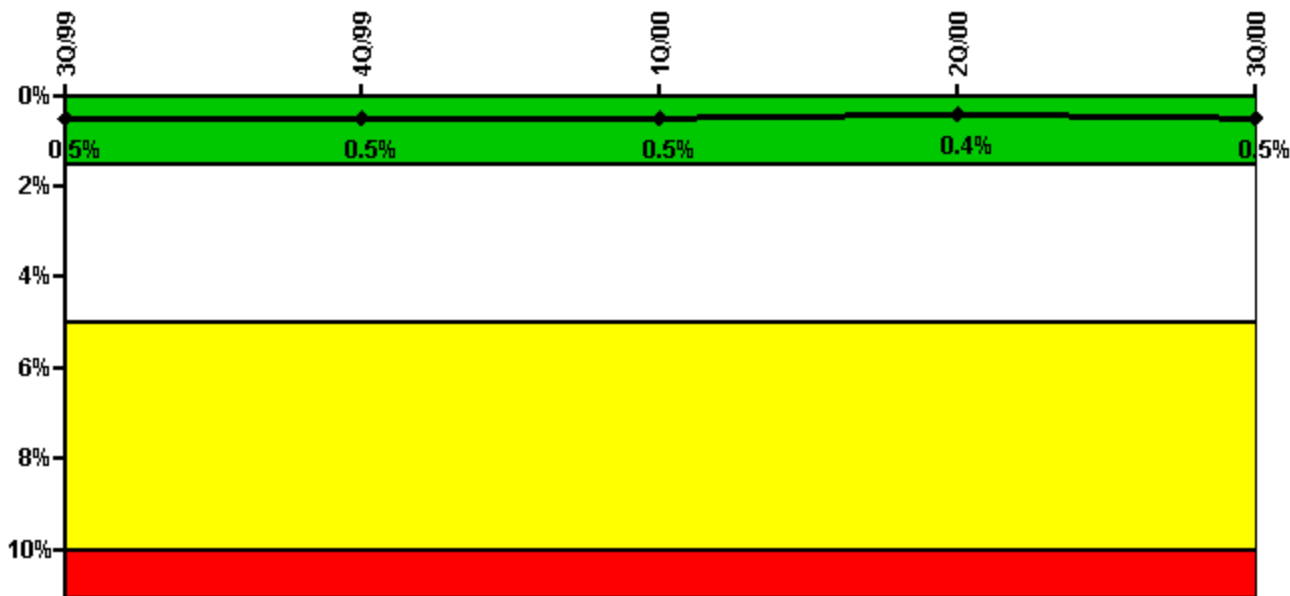
**Thresholds
under
development /
review**

Notes

Safety System Unavailability, HEG	3Q/99	4Q/99	1Q/00	2Q/00	3Q/00
Train 1					
Planned unavailable hours	141.08	33.86	70.21	101.71	33.23
Unplanned unavailable hours	0	0	45.46	0	0
Fault exposure hours	0	0	0	0	0
Effective Reset hours	0	0	0	0	0
Required hours	2208.00	2209.00	2184.00	1228.65	2208.00
Train 2					
Planned unavailable hours	51.05	34.62	56.88	15.42	64.77
Unplanned unavailable hours	0	0	0	0	0
Fault exposure hours	0	0	0	0	0
Effective Reset hours	0	0	0	0	0
Required hours	2208.00	2209.00	2184.00	1228.65	2208.00
Indicator value	2.2%	2.1%	2.2%	2.1%	2.0%

Licensee Comments: none

Safety System Unavailability, High Pressure Injection System (HPSI)



Thresholds: White > 1.5% Yellow > 5.0% Red > 10.0%

Notes

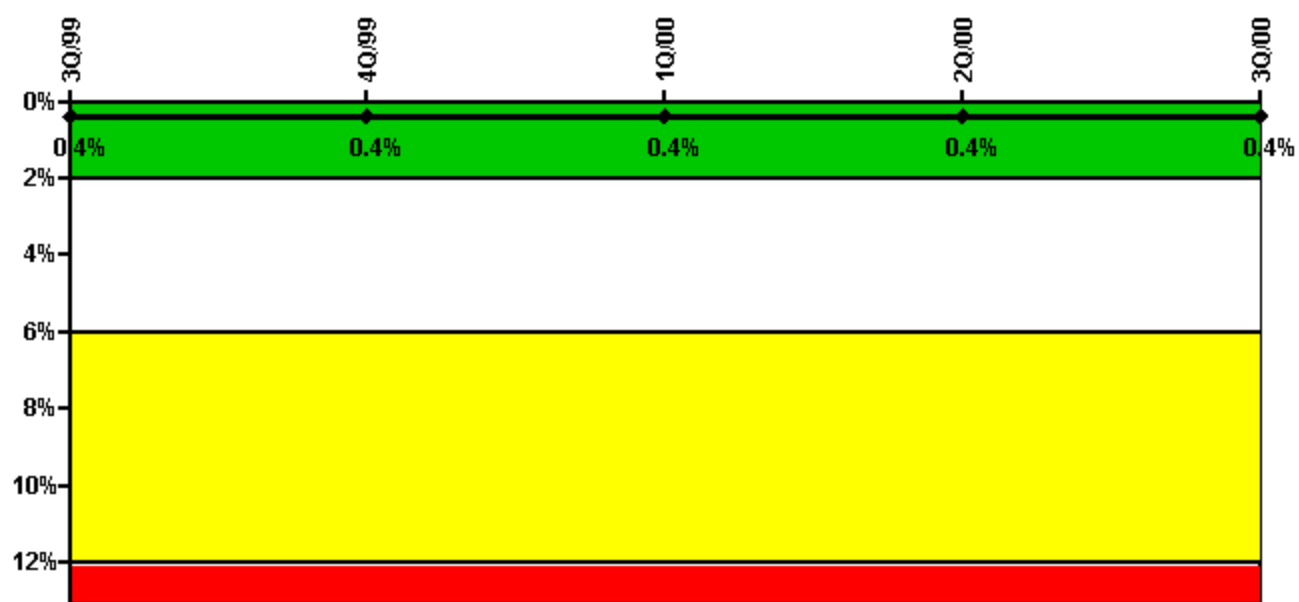
Safety System Unavailability, High Pressure Injection System (HPSI)	3Q/99	4Q/99	1Q/00	2Q/00	3Q/00
Train 1					
Planned unavailable hours	10.75	0.50	19.91	5.09	10.91
Unplanned unavailable hours	0	1.45	0	0	0
Fault exposure hours	0	0	0	0	0
Effective Reset hours	0	0	0	0	0
Required hours	2208.00	2209.00	2184.00	1380.00	2208.00
Train 2					
Planned unavailable hours	10.75	0.37	24.12	7.39	14.31
Unplanned unavailable hours	0	7.10	0	0	0
Fault exposure hours	0	0	0	0	0
Effective Reset hours	0	0	0	0	0
Required hours	2208.00	2209.00	2184.00	1380.00	2208.00
Indicator value	0.5%	0.5%	0.5%	0.4%	0.5%

Licensee Comments: none

Effective Reset Comments:

2Q/98: This revision is for resetting the fault exposure hours per NEI 99-02 r. 2

Safety System Unavailability, Heat Removal System (AFW)



Thresholds: White > 2.0% Yellow > 6.0% Red > 12.0%

Notes

Safety System Unavailability, Heat Removal System (AFW)	3Q/99	4Q/99	1Q/00	2Q/00	3Q/00
Train 1					
Planned unavailable hours	7.80	1.13	5.80	6.50	2.50
Unplanned unavailable hours	0	0	0	0	0
Fault exposure hours	0	0	0	0	0
Effective Reset hours	0	0	0	0	0
Required hours	2208.00	2209.00	2184.00	1398.00	2208.00
Train 2					
Planned unavailable hours	8.40	1.30	8.40	9.30	2.20
Unplanned unavailable hours	69.80	0	0	0	0
Fault exposure hours	0	0	0	0	0
Effective Reset hours	0	0	0	0	0
Required hours	2208.00	2209.00	2184.00	1398.00	2208.00
Train 3					
Planned unavailable hours	7.80	0	16.67	15.00	4.00
Unplanned unavailable hours	0	0	0	0	0
Fault exposure hours	0	0	0	0	0
Effective Reset hours	0	0	0	0	0
Required hours	2208.00	2209.00	2184.00	1398.00	2208.00
Indicator value	0.4%	0.4%	0.4%	0.4%	0.4%

Licensee Comments: none

Safety System Unavailability, Residual Heat Removal System



Thresholds: White > 1.5% Yellow > 5.0% Red > 10.0%

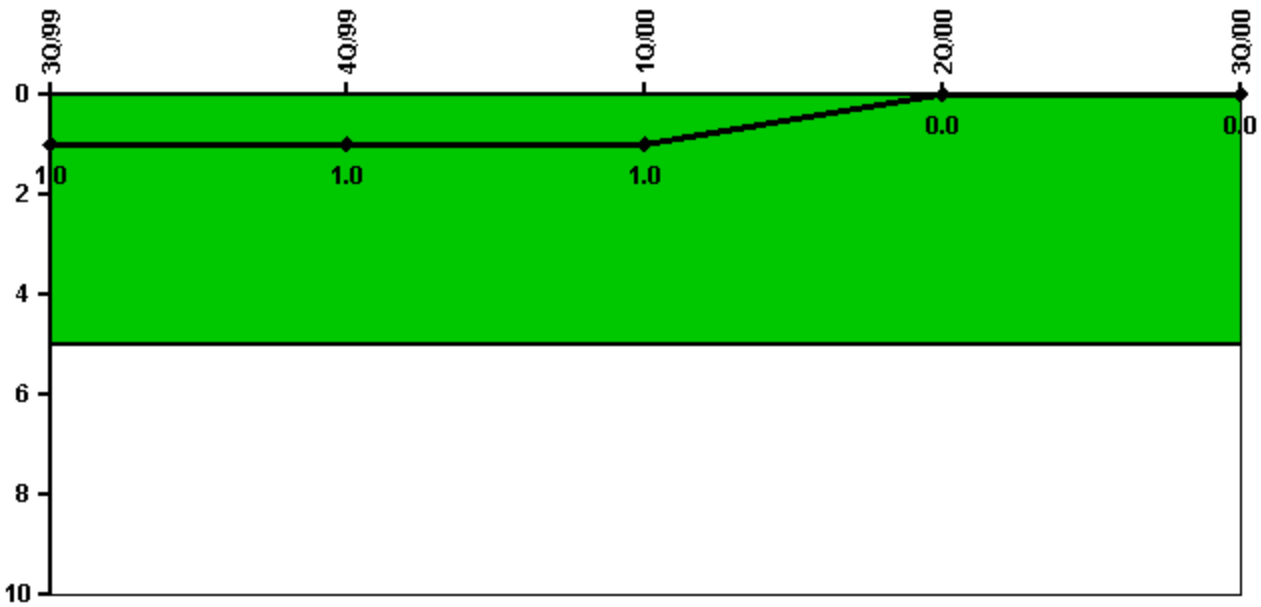
Notes

Safety System Unavailability, Residual Heat Removal System	3Q/99	4Q/99	1Q/00	2Q/00	3Q/00
Train 1					
Planned unavailable hours	17.81	12.79	15.36	14.30	17.00
Unplanned unavailable hours	0	0.30	0	0	0
Fault exposure hours	0	0	0	0	0
Effective Reset hours	0	0	0	0	0
Required hours	2208.00	2209.00	2184.00	1897.45	2208.00
Train 2					
Planned unavailable hours	18.09	19.05	27.38	12.10	12.20
Unplanned unavailable hours	0	8.59	0	0	0
Fault exposure hours	0	0	0	0	0
Effective Reset hours	0	0	0	0	0
Required hours	2208.00	2209.00	2184.00	1897.45	2208.00
Indicator value	0.8%	0.8%	0.9%	0.9%	0.9%

Licensee Comments:

4Q/99: Revisions of the unavailable hours have been made. The changes to the unavailability were based on NEI guidelines which allows crediting redundant instrumentation and procedural realignment of the system during testing. This change does not affect the color of the indicator. Adjusted 'hours train required ..' to reflect Daylight Savings Time.

Safety System Functional Failures (PWR)



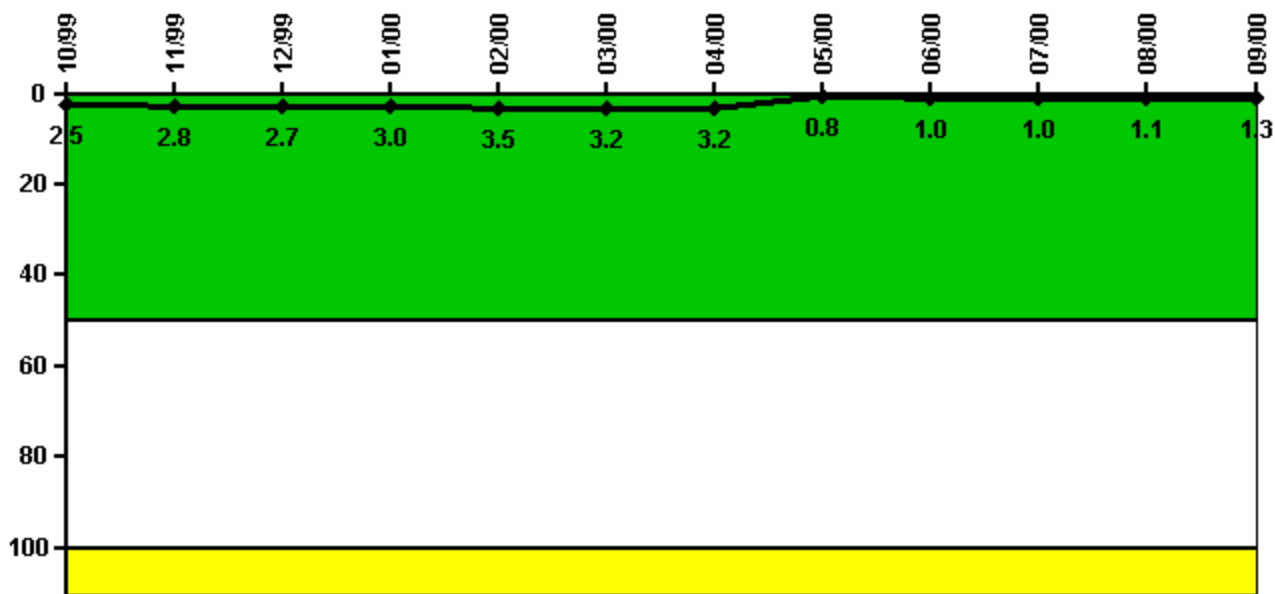
Thresholds: White > 5.0

Notes

Safety System Functional Failures (PWR)	3Q/99	4Q/99	1Q/00	2Q/00	3Q/00
Safety System Functional Failures	0	0	0	0	0
Indicator value	1	1	1	0	0

Licensee Comments: none

Reactor Coolant System Activity



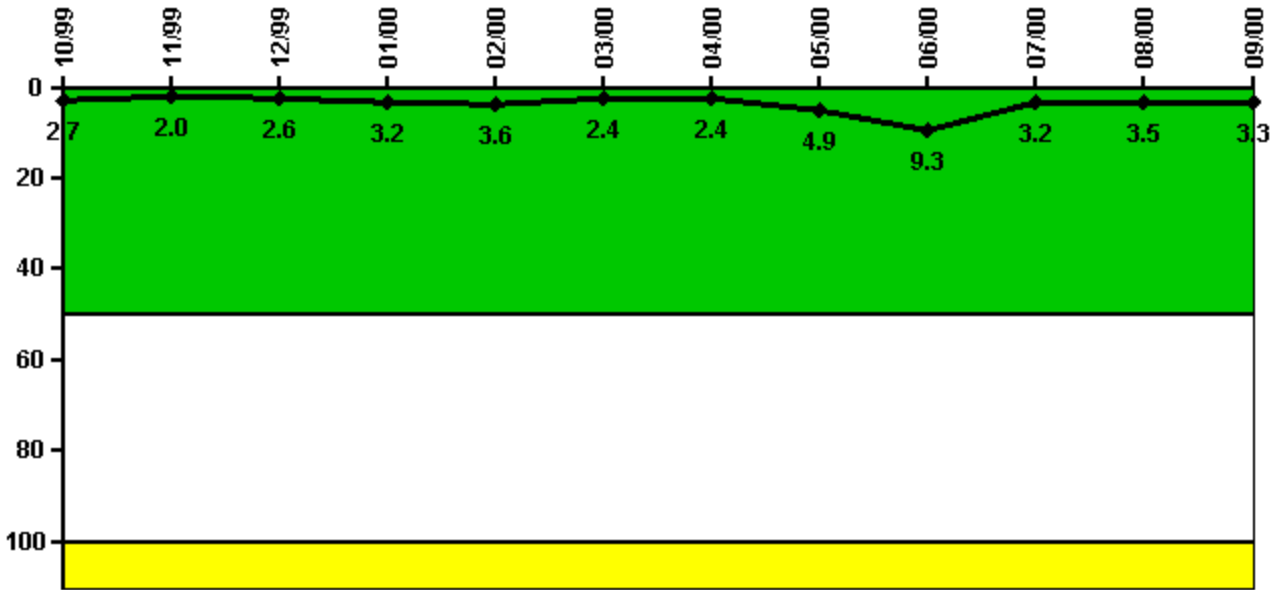
Thresholds: White > 50.0 Yellow > 100.0

Notes

Reactor Coolant System Activity	10/99	11/99	12/99	1/00	2/00	3/00	4/00	5/00	6/00	7/00	8/00	9/00
Maximum activity	0.024990	0.028010	0.027000	0.029900	0.034830	0.031580	0.031710	0.007554	0.009833	0.010290	0.010930	0.012900
Technical specification limit	1.0	1.0	1.0	1.0	1.0	1.0	1.0	1.0	1.0	1.0	1.0	1.0
Indicator value	2.5	2.8	2.7	3.0	3.5	3.2	3.2	0.8	1.0	1.0	1.1	1.3

Licensee Comments: none

Reactor Coolant System Leakage



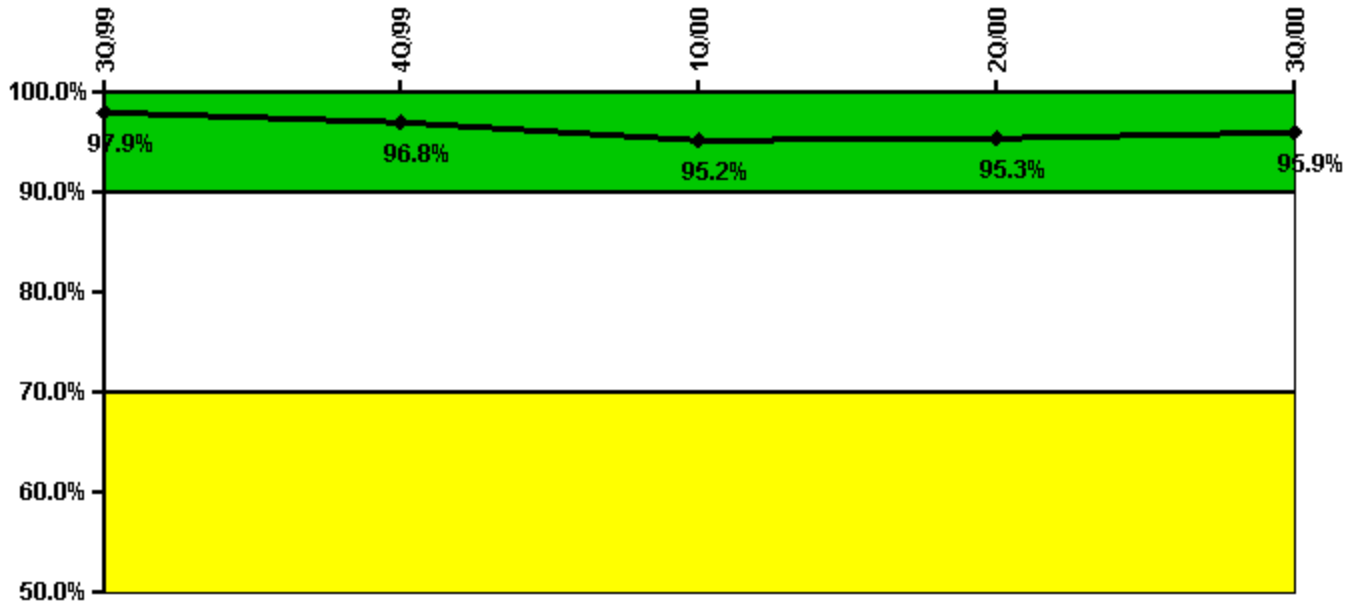
Thresholds: White > 50.0 Yellow > 100.0

Notes

Reactor Coolant System Leakage	10/99	11/99	12/99	1/00	2/00	3/00	4/00	5/00	6/00	7/00	8/00	9/00
Maximum leakage	0.270	0.200	0.260	0.320	0.360	0.240	0.240	0.490	0.930	0.320	0.350	0.330
Technical specification limit	10.0	10.0	10.0	10.0	10.0	10.0	10.0	10.0	10.0	10.0	10.0	10.0
Indicator value	2.7	2.0	2.6	3.2	3.6	2.4	2.4	4.9	9.3	3.2	3.5	3.3

Licensee Comments: none

Drill/Exercise Performance



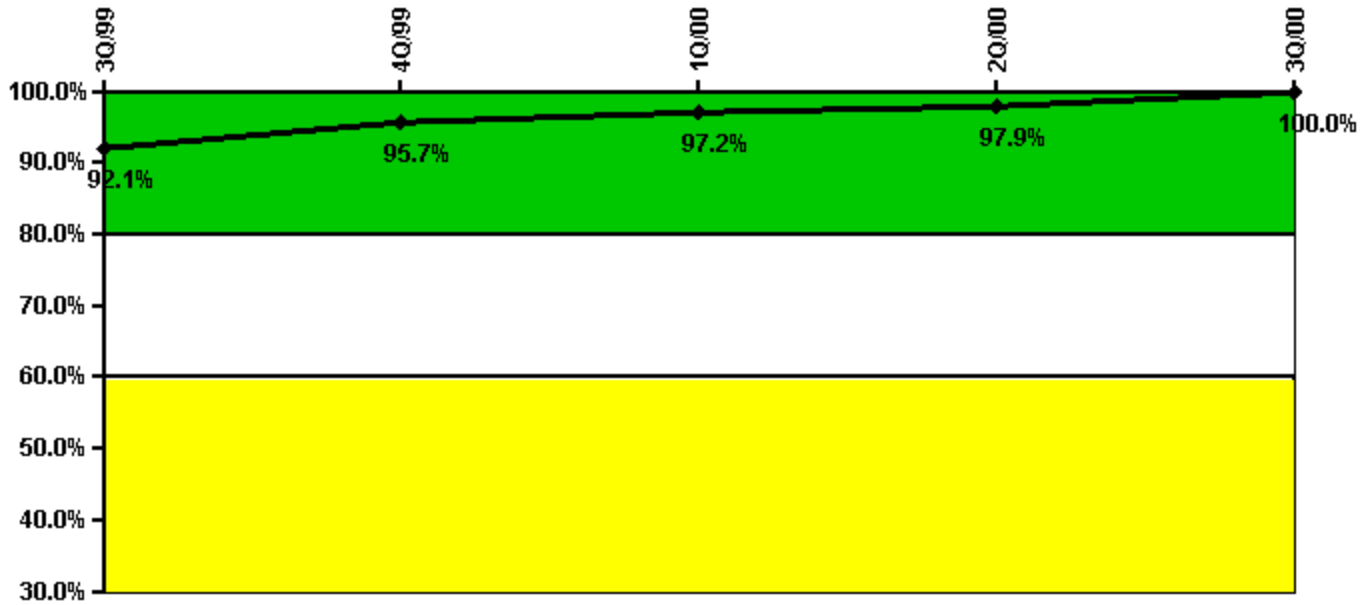
Thresholds: White < 90.0% Yellow < 70.0%

Notes

Drill/Exercise Performance	3Q/99	4Q/99	1Q/00	2Q/00	3Q/00
Successful opportunities	12.0	42.0	19.0	71.0	17.0
Total opportunities	12.0	44.0	22.0	74.0	17.0
Indicator value	97.9%	96.8%	95.2%	95.3%	95.9%

Licensee Comments: none

ERO Drill Participation



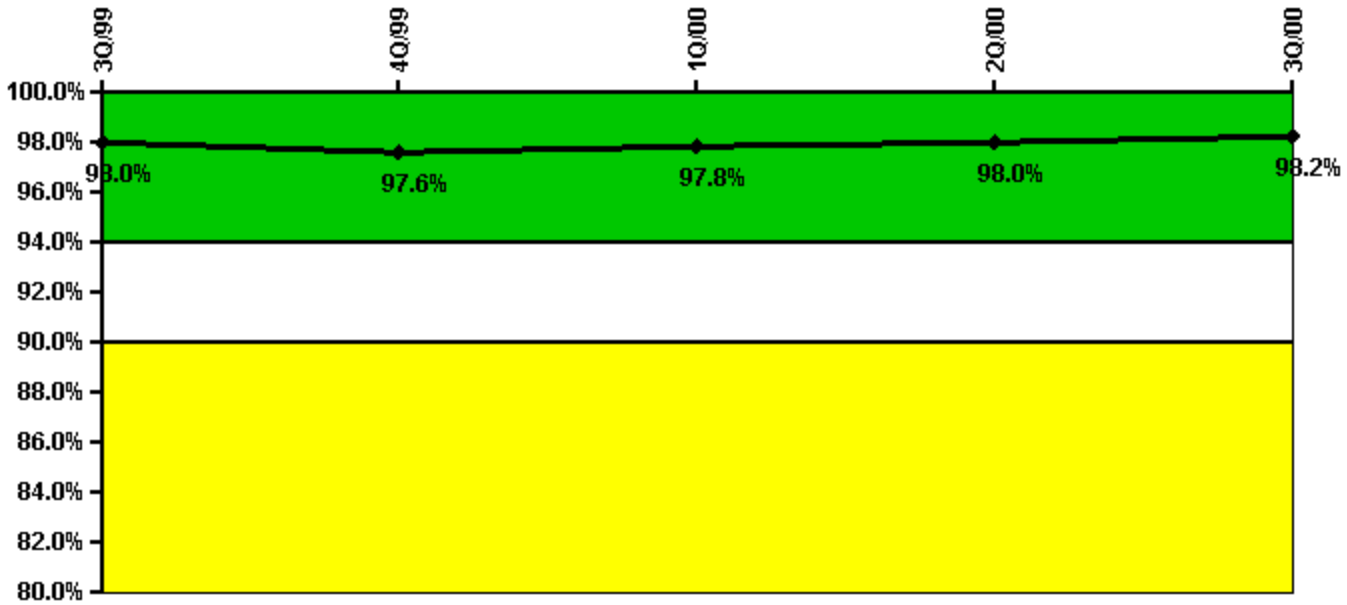
Thresholds: White < 80.0% Yellow < 60.0%

Notes

ERO Drill Participation	3Q/99	4Q/99	1Q/00	2Q/00	3Q/00
Participating Key personnel	129.0	135.0	138.0	137.0	138.0
Total Key personnel	140.0	141.0	142.0	140.0	138.0
Indicator value	92.1%	95.7%	97.2%	97.9%	100.0%

Licensee Comments: none

Alert & Notification System



Thresholds: White < 94.0% Yellow < 90.0%

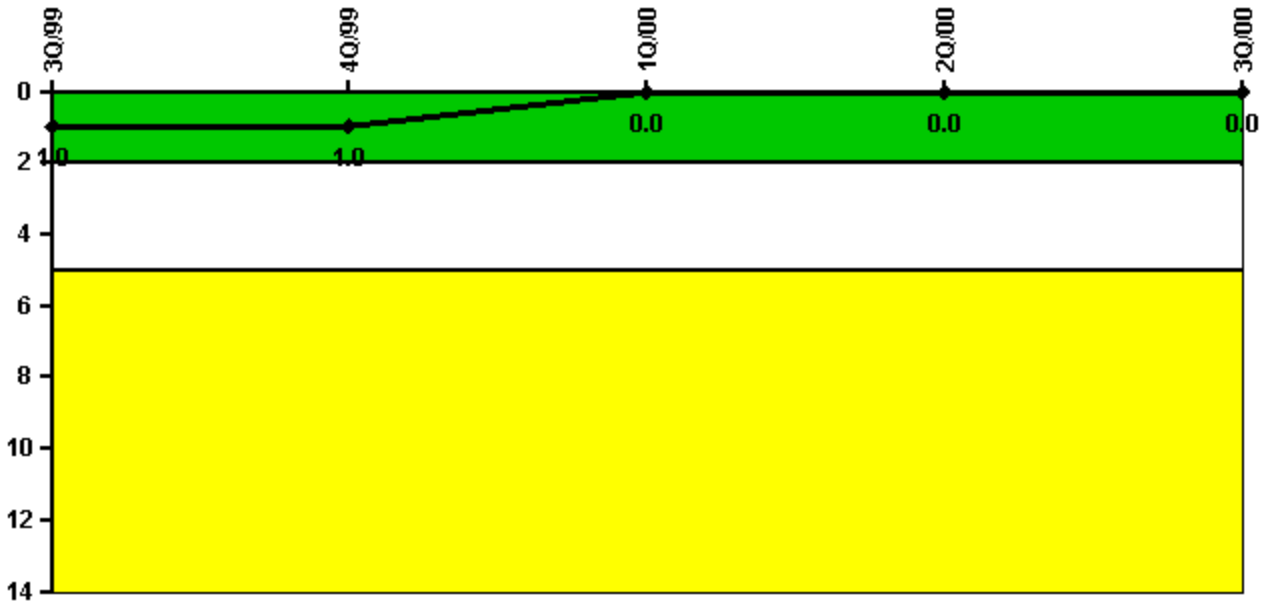
Notes

Alert & Notification System	3Q/99	4Q/99	1Q/00	2Q/00	3Q/00
Successful siren-tests	1184	951	1256	1205	1194
Total sirens-tests	1211	987	1267	1225	1211
Indicator value	98.0%	97.6%	97.8%	98.0%	98.2%

Licensee Comments:

2Q/00: There was an error in the 2Q2000 monthly data. The total corrected value is submitted. This revision does not affect the PI color.

Occupational Exposure Control Effectiveness



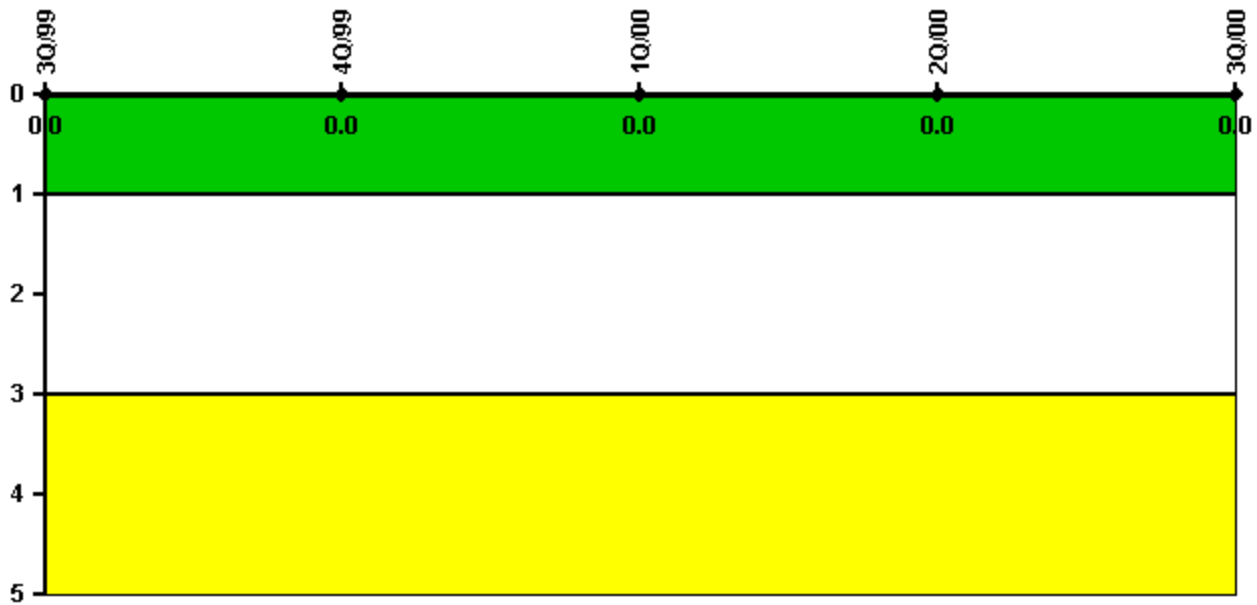
Thresholds: White > 2.0 Yellow > 5.0

Notes

Occupational Exposure Control Effectiveness	3Q/99	4Q/99	1Q/00	2Q/00	3Q/00
High radiation area occurrences	0	0	0	0	0
Very high radiation area occurrences	0	0	0	0	0
Unintended exposure occurrences	0	0	0	0	0
Indicator value	1	1	0	0	0

Licensee Comments: none

RETS/ODCM Radiological Effluent



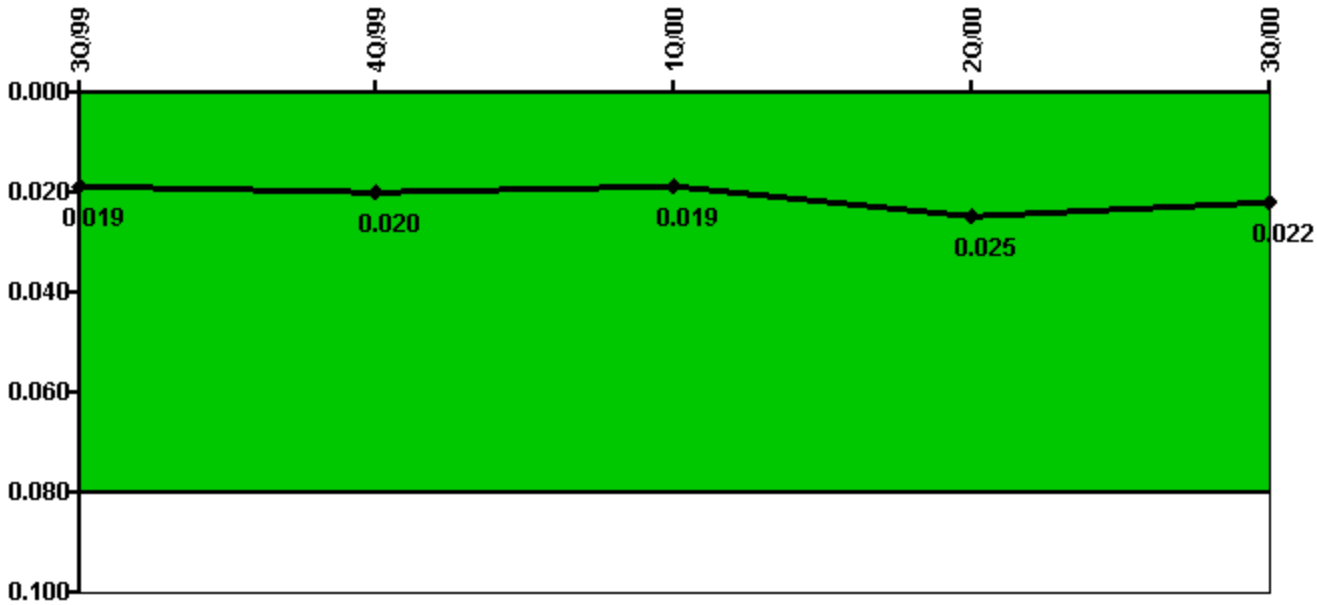
Thresholds: White > 1.0 Yellow > 3.0

Notes

RETS/ODCM Radiological Effluent	3Q/99	4Q/99	1Q/00	2Q/00	3Q/00
RETS/ODCM occurrences	0	0	0	0	0
Indicator value	0	0	0	0	0

Licensee Comments: none

Protected Area Security Performance Index



Thresholds: White > 0.080

Notes

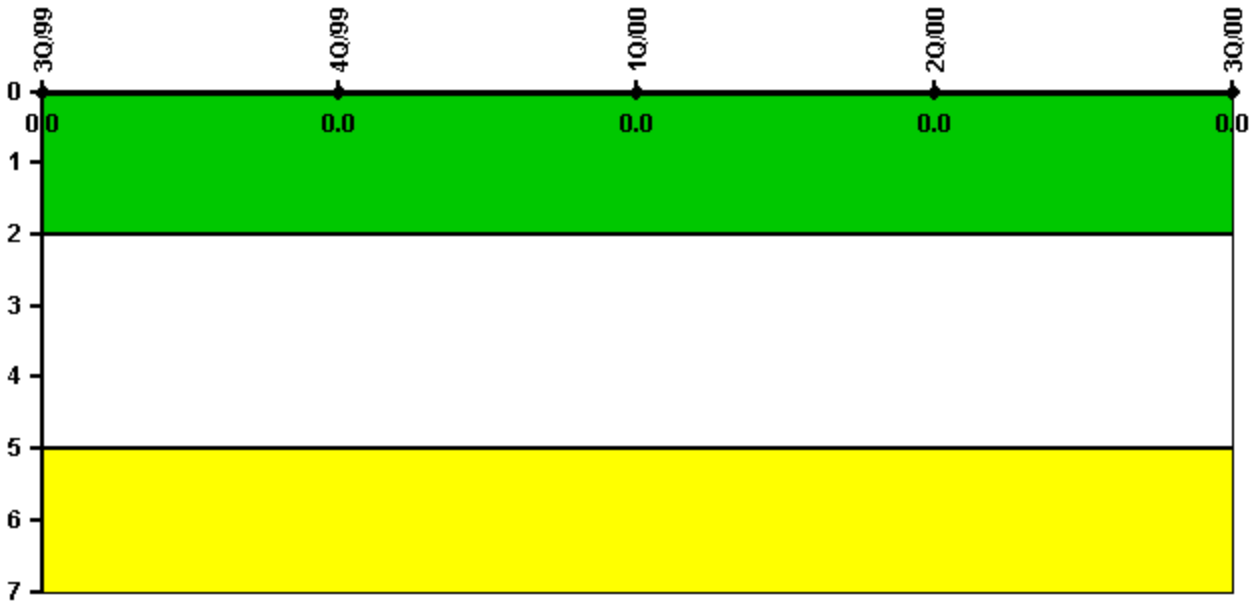
Protected Area Security Performance Index	3Q/99	4Q/99	1Q/00	2Q/00	3Q/00
IDS compensatory hours	49.00	183.00	33.00	664.00	162.00
CCTV compensatory hours	101.0	1.0	0	1.0	8.0
IDS normalization factor	2.80	2.80	2.80	2.80	2.80
CCTV normalization factor	1.0	1.0	1.0	1.0	1.0
Index Value	0.019	0.020	0.019	0.025	0.022

Licensee Comments:

3Q/00: IDS Compensatory Hours during the month were calculated in error. However, the corrected value did not alter the color of the PI.

2Q/00: IDS Compensatory Hours during the month were calculated in error. However, the corrected value did not alter the color of the PI.

Personnel Screening Program



Thresholds: White > 2.0 Yellow > 5.0

Notes

Personnel Screening Program	3Q/99	4Q/99	1Q/00	2Q/00	3Q/00
Program failures	0	0	0	0	0
Indicator value	0	0	0	0	0

Licensee Comments: none

FFD/Personnel Reliability



Thresholds: White > 2.0 Yellow > 5.0

Notes

FFD/Personnel Reliability	3Q/99	4Q/99	1Q/00	2Q/00	3Q/00
Program Failures	0	0	0	0	0
Indicator value	0	0	0	0	0

Licensee Comments: none

▲ [PI Summary](#) | [Inspection Findings Summary](#) | [Reactor Oversight Process](#)

Last Modified: March 29, 2002