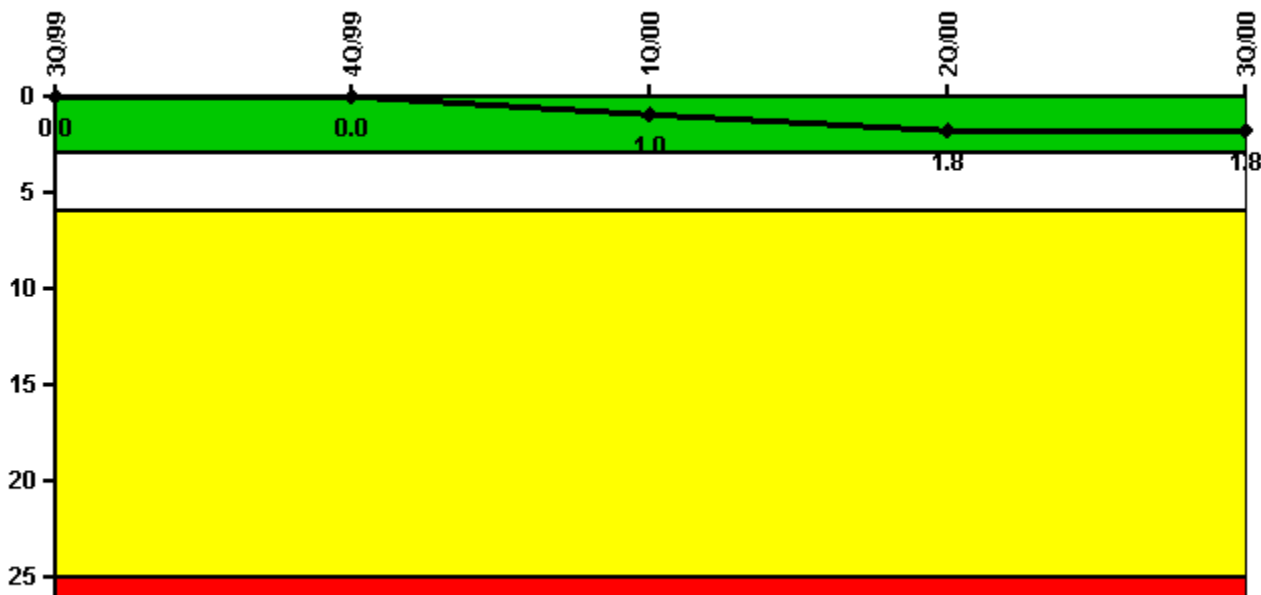


Duane Arnold

3Q/2000 Performance Indicators

Licensee's General Comments: none

Unplanned Scrams per 7000 Critical Hrs



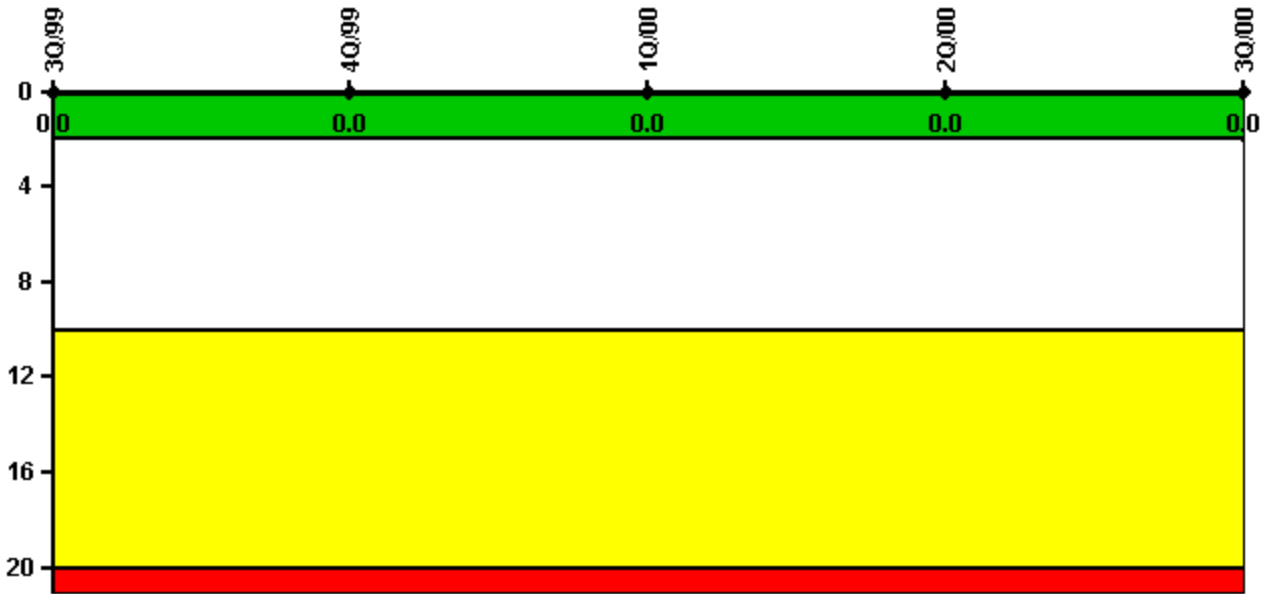
Thresholds: White > 3.0 Yellow > 6.0 Red > 25.0

Notes

Unplanned Scrams per 7000 Critical Hrs	3Q/99	4Q/99	1Q/00	2Q/00	3Q/00
Unplanned scrams	0	0	1.0	1.0	0
Critical hours	2208.0	1304.7	2085.7	2140.9	2208.0
Indicator value	0	0	1.0	1.8	1.8

Licensee Comments: none

Scrams with Loss of Normal Heat Removal



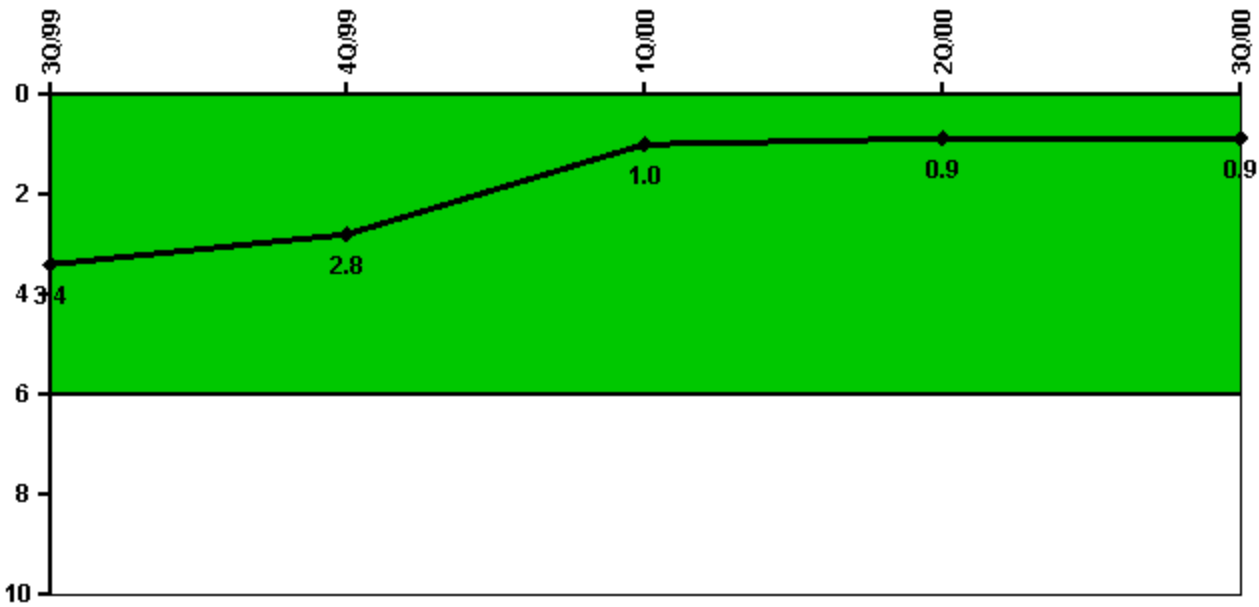
Thresholds: White > 2.0 Yellow > 10.0 Red > 20.0

Notes

Scrams with Loss of Normal Heat Removal	3Q/99	4Q/99	1Q/00	2Q/00	3Q/00
Scrams	0	0	0	0	0
Indicator value	0	0	0	0	0

Licensee Comments: none

Unplanned Power Changes per 7000 Critical Hrs



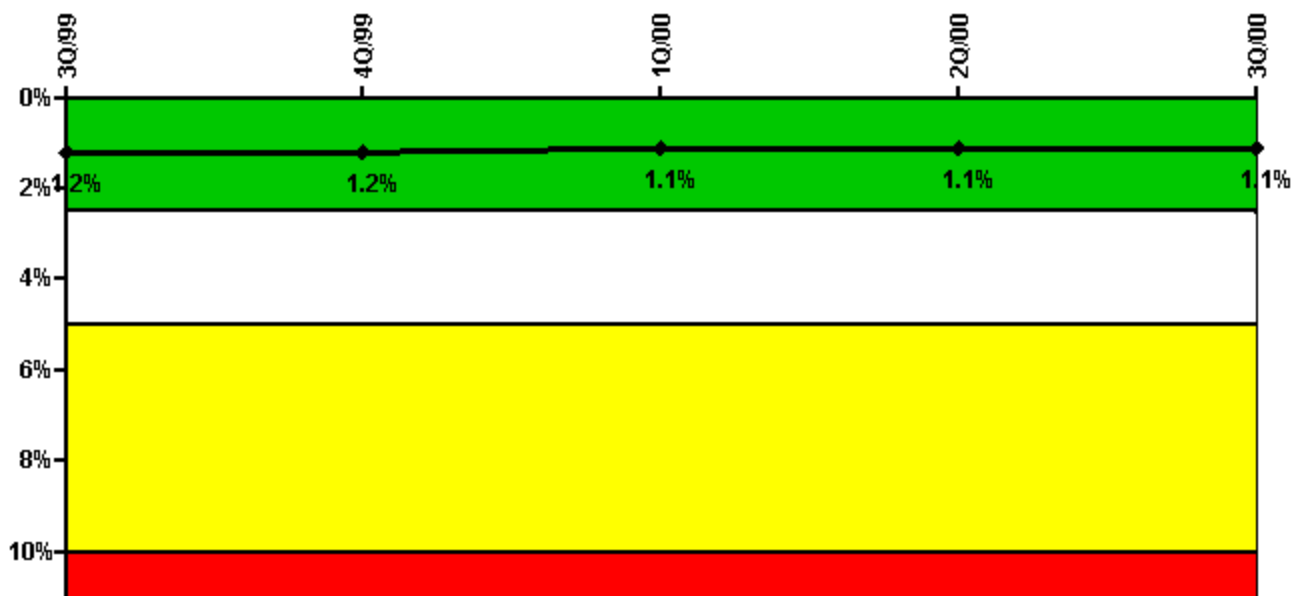
Thresholds: White > 6.0

Notes

Unplanned Power Changes per 7000 Critical Hrs	3Q/99	4Q/99	1Q/00	2Q/00	3Q/00
Unplanned power changes	1.0	0	0	0	1.0
Critical hours	2208.0	1304.7	2085.7	2140.9	2208.0
Indicator value	3.4	2.8	1.0	0.9	0.9

Licensee Comments: none

Safety System Unavailability, Emergency AC Power



Thresholds: White > 2.5% Yellow > 5.0% Red > 10.0%

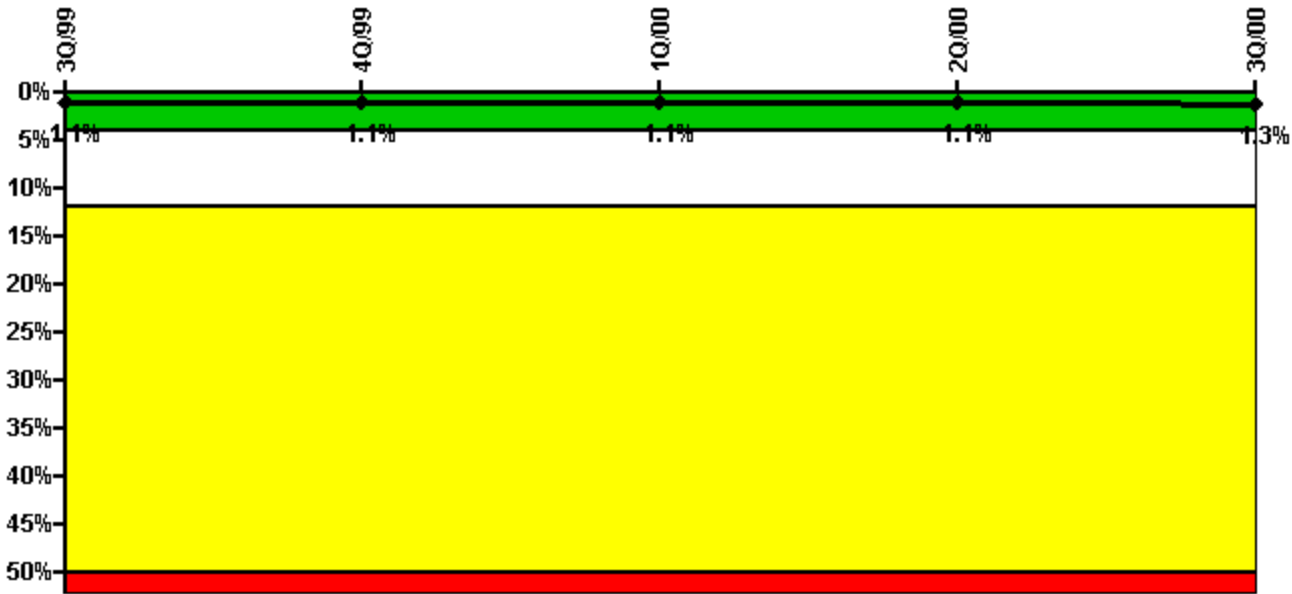
Notes

Safety System Unavailability, Emergency AC Power	3Q/99	4Q/99	1Q/00	2Q/00	3Q/00
Train 1					
Planned unavailable hours	7.63	10.63	10.99	10.80	11.44
Unplanned unavailable hours	0	0	0	0	0
Fault exposure hours	0	0	0	0	0
Effective Reset hours	0	0	0	0	0
Required hours	2208.00	2209.00	2184.00	2183.00	2208.00
Train 2					
Planned unavailable hours	11.30	9.72	10.02	10.39	11.43
Unplanned unavailable hours	0	0	0	0	0
Fault exposure hours	0	0	0	0	0
Effective Reset hours	0	0	0	0	0
Required hours	2208.00	2209.00	2184.00	2183.00	2208.00
Indicator value	1.2%	1.2%	1.1%	1.1%	1.1%

Licensee Comments:

4Q/99: Added hours for monthly unavailability due to tech spec required operability testing. 01/18/02: Revised Train 2 Unavailability from 4.37 to 3.37 to correct typo.

Safety System Unavailability, High Pressure Injection System (HPCI)



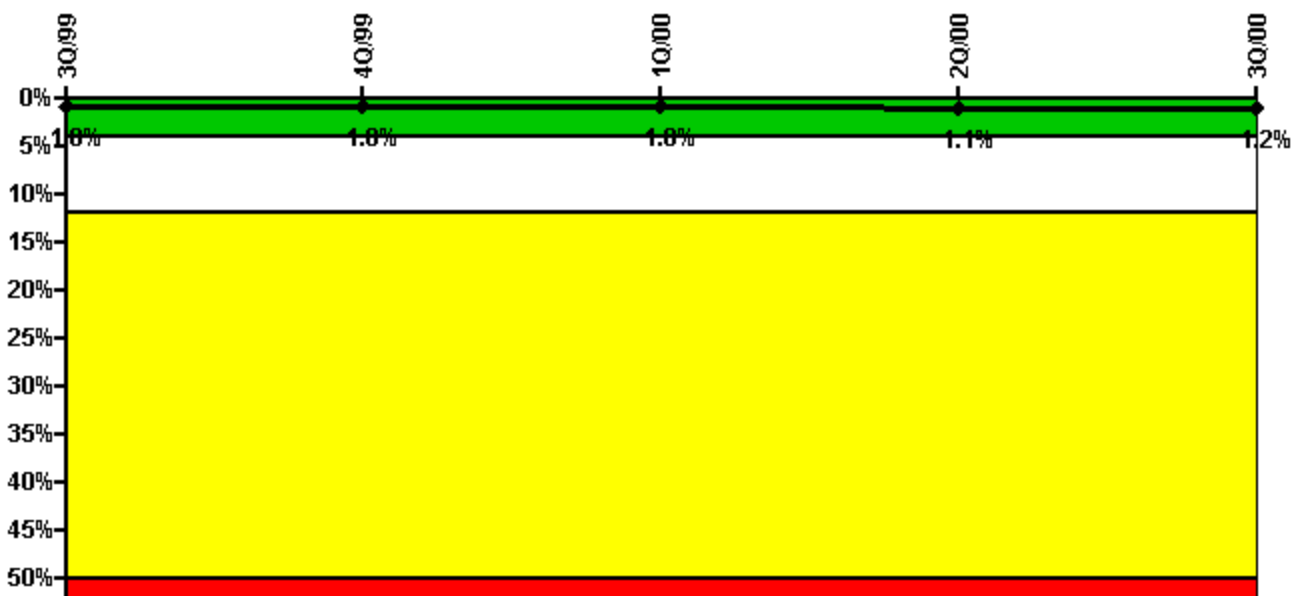
Thresholds: White > 4.0% Yellow > 12.0% Red > 50.0%

Notes

Safety System Unavailability, High Pressure Injection System (HPCI)	3Q/99	4Q/99	1Q/00	2Q/00	3Q/00
Train 1					
Planned unavailable hours	0	0	40.10	0	45.50
Unplanned unavailable hours	0	0	0	0	0
Fault exposure hours	0	0	0	0	0
Effective Reset hours	0	0	0	0	0
Required hours	2208.00	1304.70	2085.70	2140.90	2208.00
Indicator value	1.1%	1.1%	1.1%	1.1%	1.3%

Licensee Comments: none

Safety System Unavailability, Heat Removal System (RCIC)



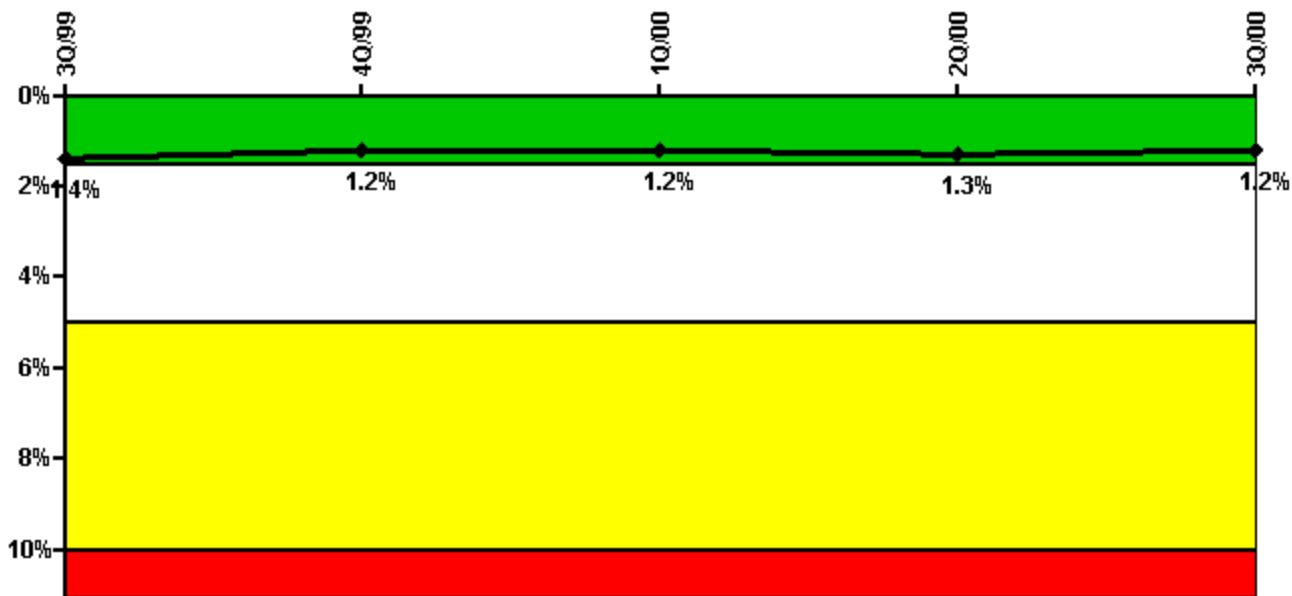
Thresholds: White > 4.0% Yellow > 12.0% Red > 50.0%

Notes

Safety System Unavailability, Heat Removal System (RCIC)	3Q/99	4Q/99	1Q/00	2Q/00	3Q/00
Train 1					
Planned unavailable hours	22.60	0	64.67	0	22.88
Unplanned unavailable hours	0	0	0	32.48	0
Fault exposure hours	0	0	0	0	0
Effective Reset hours	0	0	0	0	0
Required hours	2208.00	1304.70	2085.70	2140.90	2208.00
Indicator value	1.0%	1.0%	1.0%	1.1%	1.2%

Licensee Comments: none

Safety System Unavailability, Residual Heat Removal System



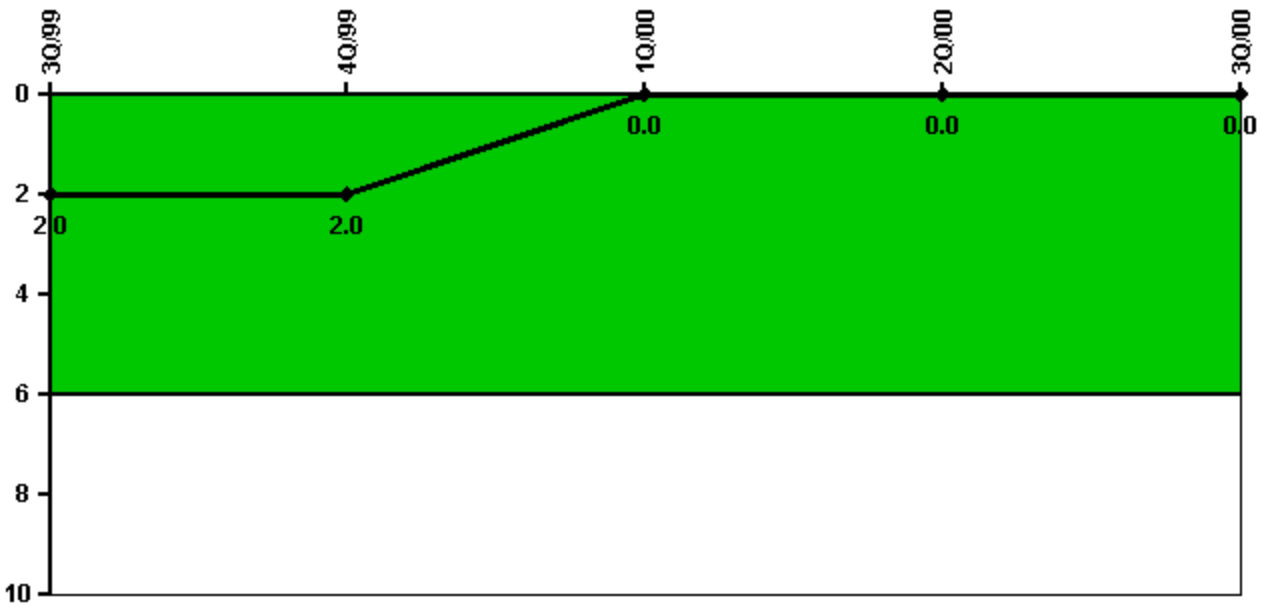
Thresholds: White > 1.5% Yellow > 5.0% Red > 10.0%

Notes

Safety System Unavailability, Residual Heat Removal System	3Q/99	4Q/99	1Q/00	2Q/00	3Q/00
Train 1					
Planned unavailable hours	56.40	0	0.30	0	6.28
Unplanned unavailable hours	0	0	0	0	0
Fault exposure hours	0	0	0	0	0
Effective Reset hours	0	0	0	0	0
Required hours	2208.00	1707.10	2184.00	2183.00	2208.00
Train 2					
Planned unavailable hours	0	11.80	76.30	34.07	0
Unplanned unavailable hours	0	0	0	0	0
Fault exposure hours	0	0	0	0	0
Effective Reset hours	0	0	0	0	0
Required hours	2208.00	1707.10	2184.00	2183.00	2208.00
Indicator value	1.4%	1.2%	1.2%	1.3%	1.2%

Licensee Comments: none

Safety System Functional Failures (BWR)



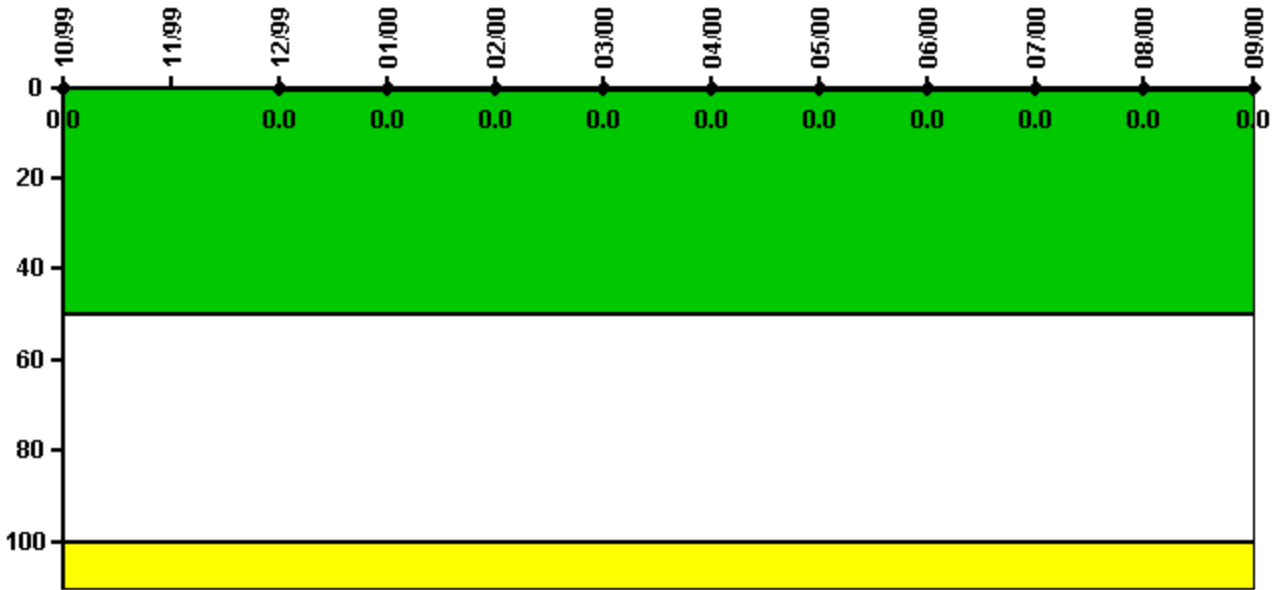
Thresholds: White > 6.0

Notes

Safety System Functional Failures (BWR)	3Q/99	4Q/99	1Q/00	2Q/00	3Q/00
Safety System Functional Failures	0	0	0	0	0
Indicator value	2	2	0	0	0

Licensee Comments: none

Reactor Coolant System Activity



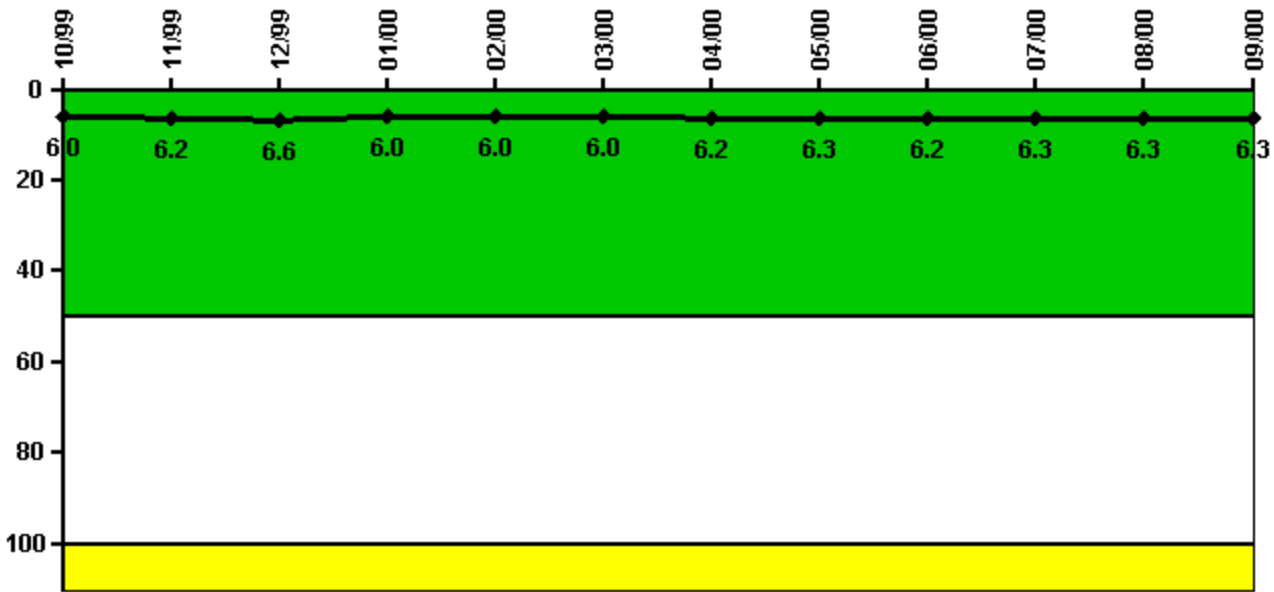
Thresholds: White > 50.0 Yellow > 100.0

Notes

Reactor Coolant System Activity	10/99	11/99	12/99	1/00	2/00	3/00	4/00	5/00	6/00	7/00	8/00	9/00
Maximum activity	0.000005	N/A	0.000004	0.000005	0	0.000004	0	0	0.000003	0	0.000003	0.000031
Technical specification limit	1.2	1.2	1.2	1.2	1.2	1.2	1.2	1.2	1.2	1.2	1.2	1.2
Indicator value	0	N/A	0	0	0	0	0	0	0	0	0	0

Licensee Comments: none

Reactor Coolant System Leakage



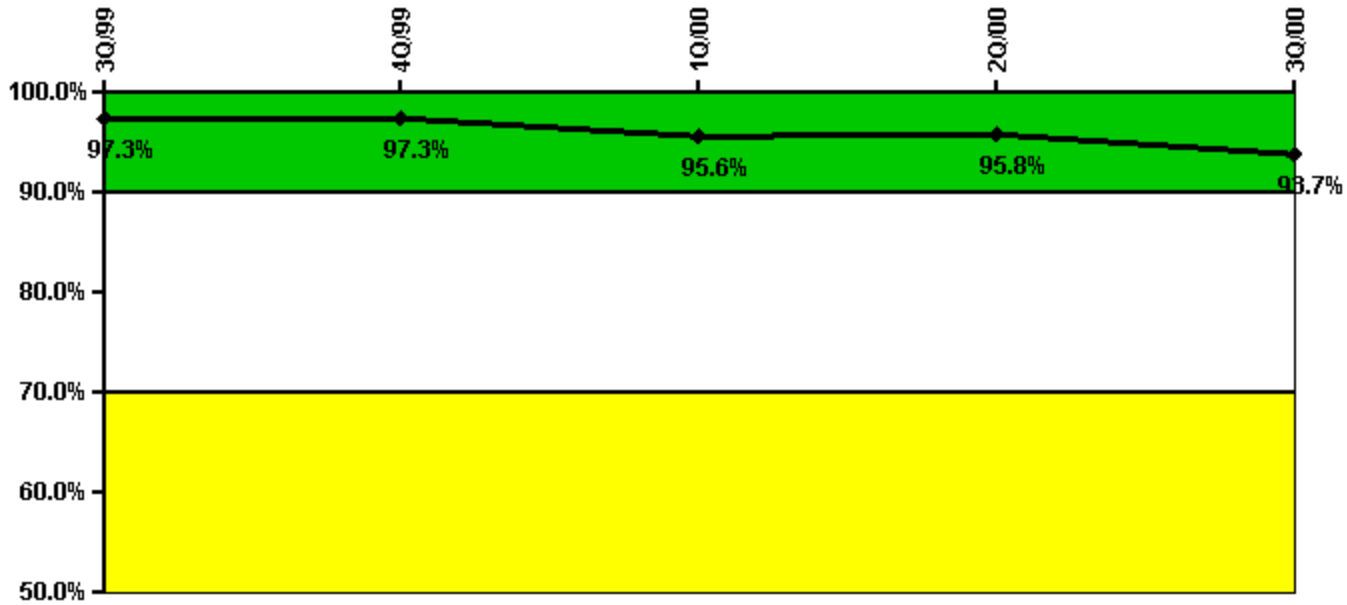
Thresholds: White > 50.0 Yellow > 100.0

Notes

Reactor Coolant System Leakage	10/99	11/99	12/99	1/00	2/00	3/00	4/00	5/00	6/00	7/00	8/00	9/00
Maximum leakage	1.510	1.550	1.660	1.500	1.500	1.500	1.540	1.570	1.550	1.570	1.570	1.580
Technical specification limit	25.0	25.0	25.0	25.0	25.0	25.0	25.0	25.0	25.0	25.0	25.0	25.0
Indicator value	6.0	6.2	6.6	6.0	6.0	6.0	6.2	6.3	6.2	6.3	6.3	6.3

Licensee Comments: none

Drill/Exercise Performance



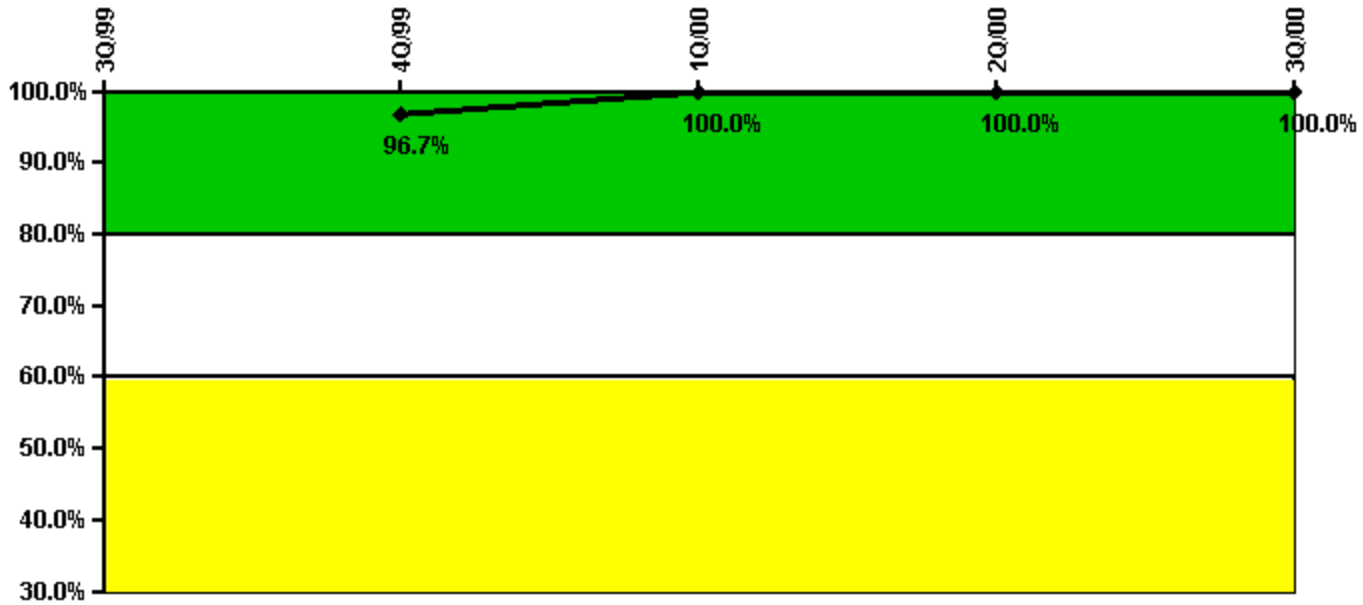
Thresholds: White < 90.0% Yellow < 70.0%

Notes

Drill/Exercise Performance	3Q/99	4Q/99	1Q/00	2Q/00	3Q/00
Successful opportunities	34.0	0	15.0	29.0	12.0
Total opportunities	37.0	0	17.0	30.0	15.0
Indicator value	97.3%	97.3%	95.6%	95.8%	93.7%

Licensee Comments: none

ERO Drill Participation



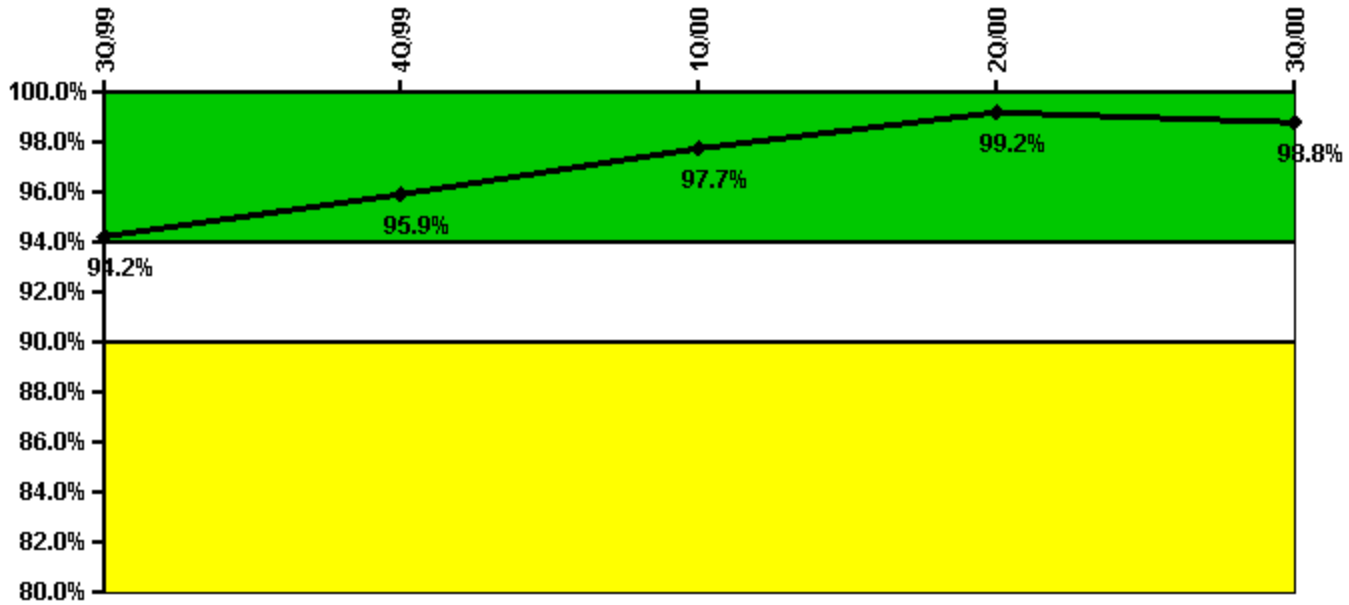
Thresholds: White < 80.0% Yellow < 60.0%

Notes

ERO Drill Participation	3Q/99	4Q/99	1Q/00	2Q/00	3Q/00
Participating Key personnel	0	59.0	55.0	55.0	58.0
Total Key personnel	0	61.0	55.0	55.0	58.0
Indicator value		96.7%	100.0%	100.0%	100.0%

Licensee Comments: none

Alert & Notification System



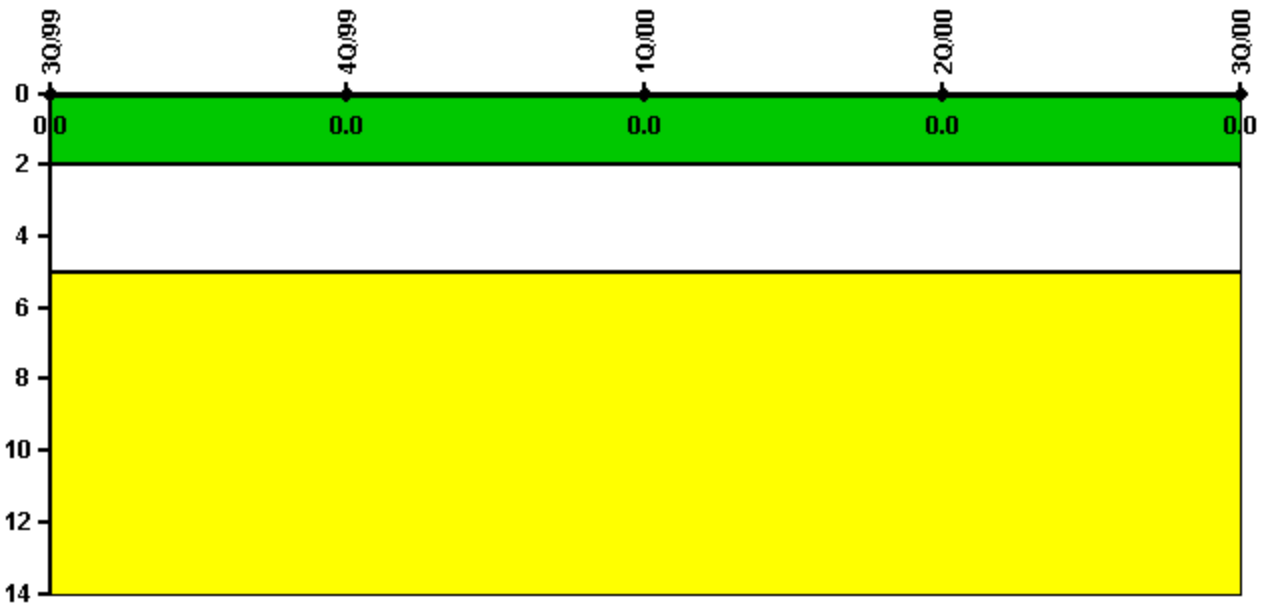
Thresholds: White < 94.0% Yellow < 90.0%

Notes

Alert & Notification System	3Q/99	4Q/99	1Q/00	2Q/00	3Q/00
Successful siren-tests	421	429	429	423	415
Total sirens-tests	429	429	429	429	429
Indicator value	94.2%	95.9%	97.7%	99.2%	98.8%

Licensee Comments: none

Occupational Exposure Control Effectiveness



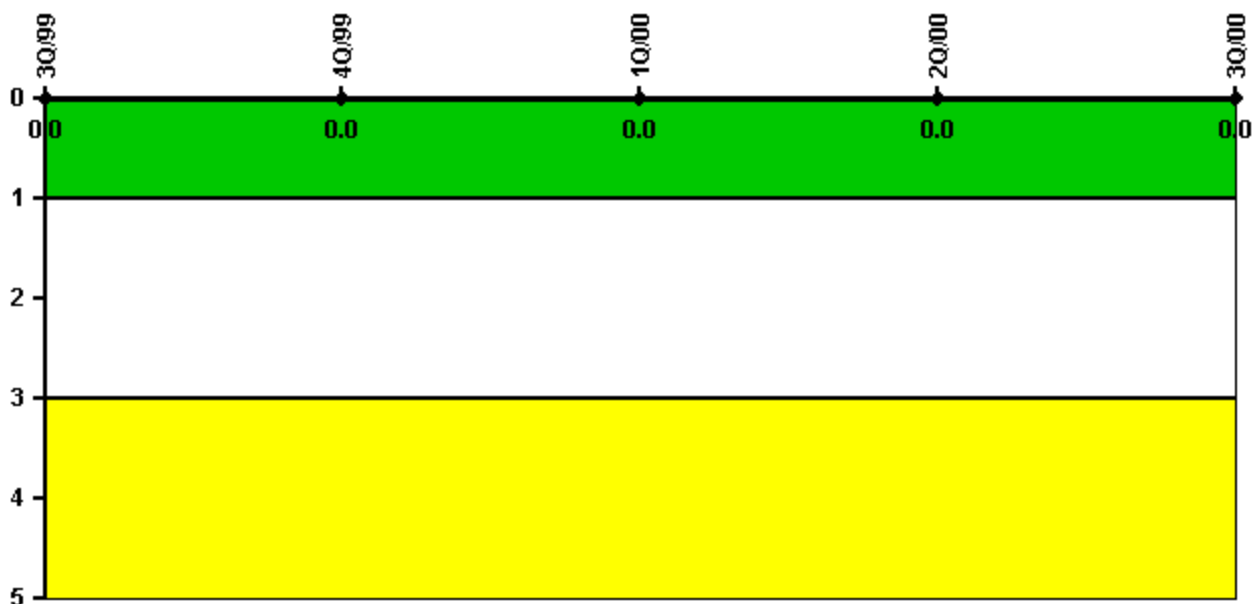
Thresholds: White > 2.0 Yellow > 5.0

Notes

Occupational Exposure Control Effectiveness	3Q/99	4Q/99	1Q/00	2Q/00	3Q/00
High radiation area occurrences	0	0	0	0	0
Very high radiation area occurrences	0	0	0	0	0
Unintended exposure occurrences	0	0	0	0	0
Indicator value	0	0	0	0	0

Licensee Comments: none

RETS/ODCM Radiological Effluent



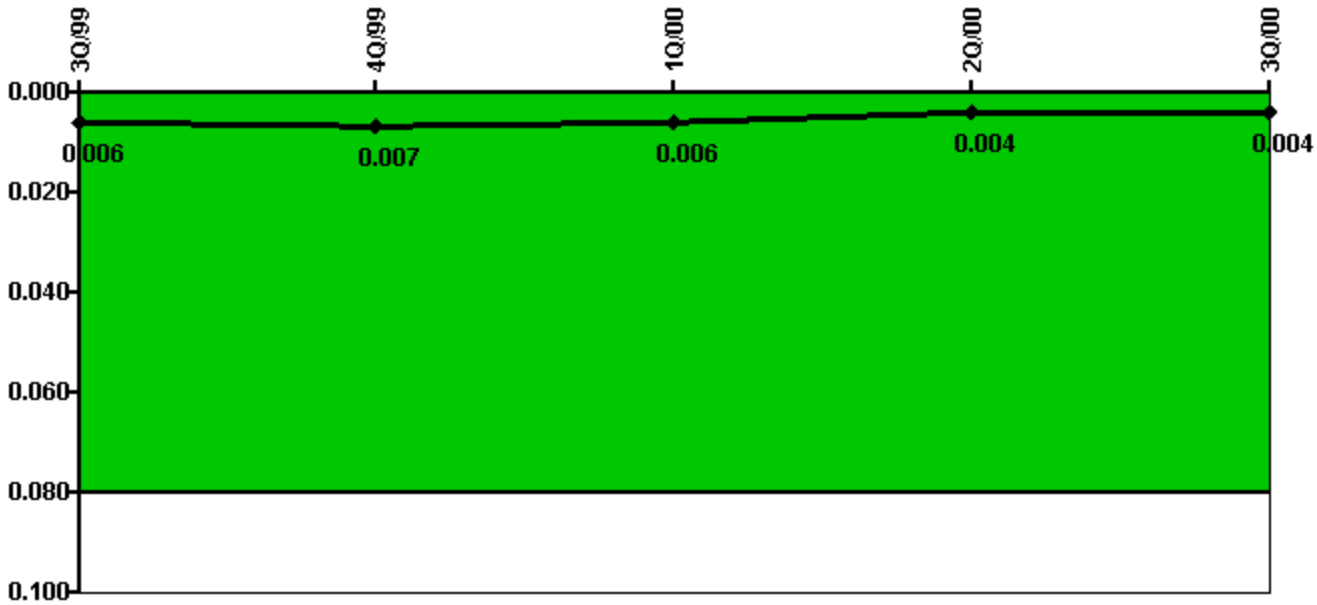
Thresholds: White > 1.0 Yellow > 3.0

Notes

RETS/ODCM Radiological Effluent	3Q/99	4Q/99	1Q/00	2Q/00	3Q/00
RETS/ODCM occurrences	0	0	0	0	0
Indicator value	0	0	0	0	0

Licensee Comments: none

Protected Area Security Performance Index



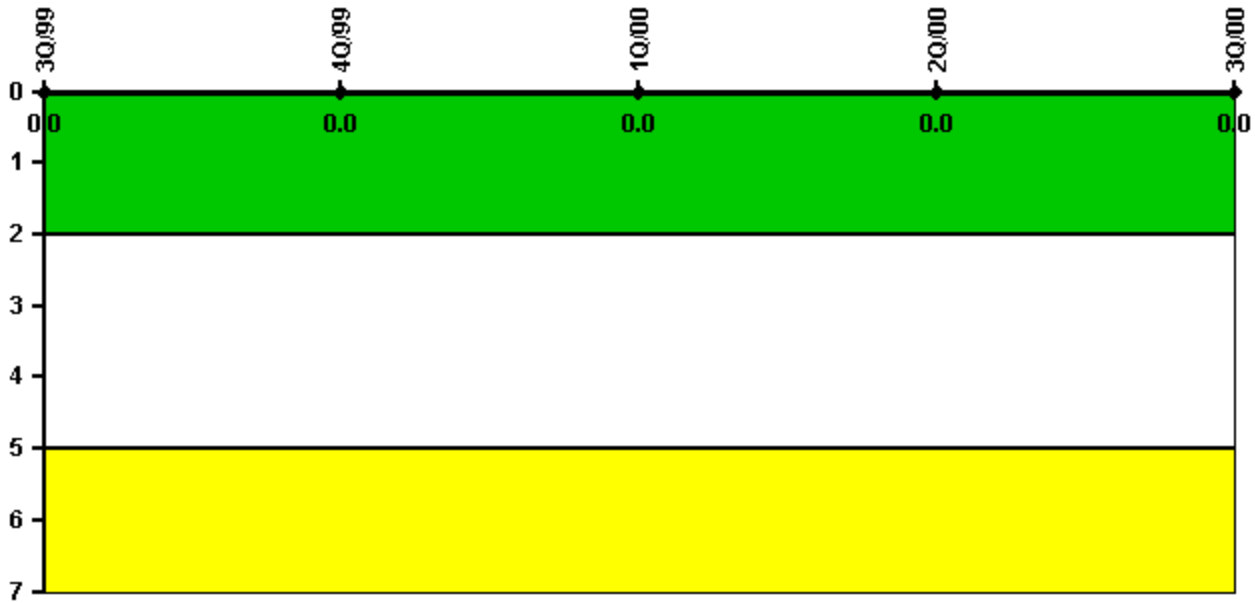
Thresholds: White > 0.080

Notes

Protected Area Security Performance Index	3Q/99	4Q/99	1Q/00	2Q/00	3Q/00
IDS compensatory hours	17.22	43.69	21.36	2.55	9.09
CCTV compensatory hours	6.9	1.2	0	0	0.7
IDS normalization factor	1.20	1.20	1.20	1.20	1.20
CCTV normalization factor	1.0	1.0	1.0	1.0	1.0
Index Value	0.006	0.007	0.006	0.004	0.004

Licensee Comments: none

Personnel Screening Program



Thresholds: White > 2.0 Yellow > 5.0

Notes

Personnel Screening Program	3Q/99	4Q/99	1Q/00	2Q/00	3Q/00
Program failures	0	0	0	0	0
Indicator value	0	0	0	0	0

Licensee Comments: none

FFD/Personnel Reliability



Thresholds: White > 2.0 Yellow > 5.0

Notes

FFD/Personnel Reliability	3Q/99	4Q/99	1Q/00	2Q/00	3Q/00
Program Failures	0	0	0	0	0
Indicator value	0	0	0	0	0

Licensee Comments: none

▲ [PI Summary](#) | [Inspection Findings Summary](#) | [Reactor Oversight Process](#)

Last Modified: March 29, 2002