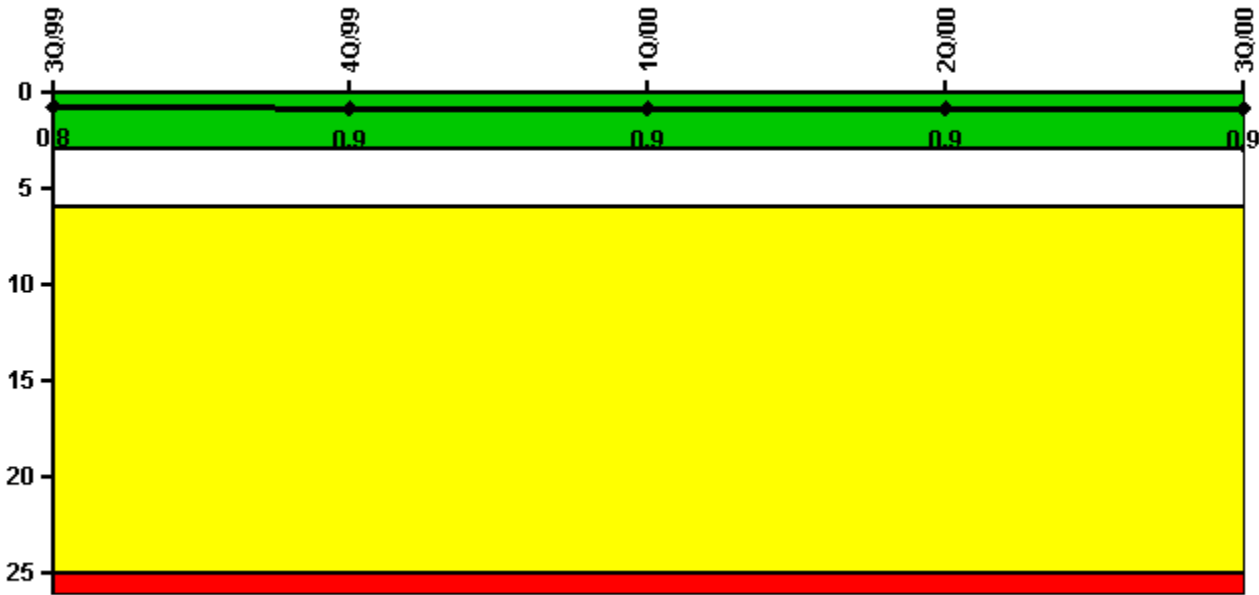


Diablo Canyon 2

3Q/2000 Performance Indicators

Licensee's General Comments: none

Unplanned Scrams per 7000 Critical Hrs



Thresholds: White > 3.0 Yellow > 6.0 Red > 25.0

Notes

Unplanned Scrams per 7000 Critical Hrs	3Q/99	4Q/99	1Q/00	2Q/00	3Q/00
Unplanned scrams	0	1.0	0	0	0
Critical hours	2089.6	1516.8	2184.0	2183.0	1983.3
Indicator value	0.8	0.9	0.9	0.9	0.9

Licensee Comments: none

Scrams with Loss of Normal Heat Removal



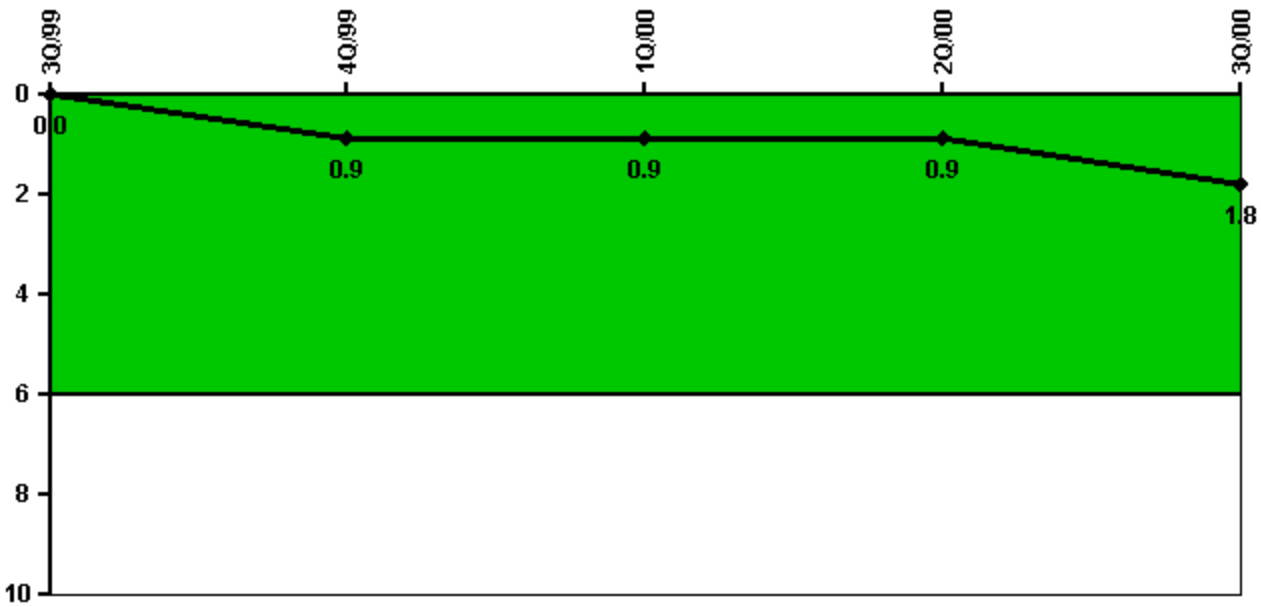
Thresholds: White > 2.0 Yellow > 10.0 Red > 20.0

Notes

Scrams with Loss of Normal Heat Removal	3Q/99	4Q/99	1Q/00	2Q/00	3Q/00
Scrams	0	1.0	0	0	0
Indicator value		3.0	3.0	3.0	2.0

Licensee Comments: none

Unplanned Power Changes per 7000 Critical Hrs



Thresholds: White > 6.0

Notes

Unplanned Power Changes per 7000 Critical Hrs	3Q/99	4Q/99	1Q/00	2Q/00	3Q/00
Unplanned power changes	0	1.0	0	0	1.0
Critical hours	2089.6	1516.8	2184.0	2183.0	1983.3
Indicator value	0	0.9	0.9	0.9	1.8

Licensee Comments: none

Safety System Unavailability, Emergency AC Power, >2EDG



Thresholds: White > 2.5% Yellow > 10.0% Red > 20.0%

Notes

Safety System Unavailability, Emergency AC Power, >2EDG	3Q/99	4Q/99	1Q/00	2Q/00	3Q/00
Train 1					
Planned unavailable hours	8.50	0.50	32.02	0.10	1.80
Unplanned unavailable hours	0	0	0	0	0
Fault exposure hours	0	0	0	0	0
Effective Reset hours	0	0	0	0	0
Required hours	2208.00	2209.00	2184.00	2183.00	2208.00
Train 2					
Planned unavailable hours	4.81	0.30	34.73	0.10	1.30
Unplanned unavailable hours	0	0	0	0	0
Fault exposure hours	0	0	0	0	0
Effective Reset hours	0	0	0	0	0
Required hours	2208.00	2209.00	2184.00	2183.00	2208.00
Train 3					
Planned unavailable hours	8.90	0.10	25.47	0.10	1.30
Unplanned unavailable hours	0	0	0	0	0
Fault exposure hours	0	0	0	0	0
Effective Reset hours	0	0	0	0	0
Required hours	2208.00	2209.00	2184.00	2183.00	2208.00
Indicator value		0.4%	0.4%	0.4%	0.4%

Licensee Comments: none

Safety System Unavailability, High Pressure Injection System (HPSI)



Thresholds: White > 1.5% Yellow > 5.0% Red > 10.0%

Notes

Safety System Unavailability, High Pressure Injection System (HPSI)	3Q/99	4Q/99	1Q/00	2Q/00	3Q/00
Train 1					
Planned unavailable hours	1.00	0	39.83	31.50	18.60
Unplanned unavailable hours	0	0	0	0	0
Fault exposure hours	0	0	0	0	0
Effective Reset hours	0	0	0	0	0
Required hours	2089.60	1516.80	2184.00	2183.00	1983.30
Train 2					
Planned unavailable hours	16.68	0	33.80	0	0
Unplanned unavailable hours	0	0	0.77	0	0
Fault exposure hours	0	0	0	0	0
Effective Reset hours	0	0	0	0	0
Required hours	2089.60	1516.80	2184.00	2183.00	1983.30
Train 3					
Planned unavailable hours	28.73	0.20	11.82	10.30	0.20
Unplanned unavailable hours	3.83	0	0	0	0
Fault exposure hours	0	0	0	0	0
Effective Reset hours	0	0	0	0	0
Required hours	2089.60	1516.80	2184.00	2183.00	1983.30
Train 4					
Planned unavailable hours	26.50	0.10	3.23	11.20	12.20
Unplanned unavailable hours	0	0	0	0	0
Fault exposure hours	0	0	0	0	0
Effective Reset hours	0	0	0	0	0
Required hours	2089.60	1516.80	2184.00	2183.00	1983.30
Indicator value		0.8%	0.8%	0.8%	0.8%

Licensee Comments: none

Safety System Unavailability, Heat Removal System (AFW)



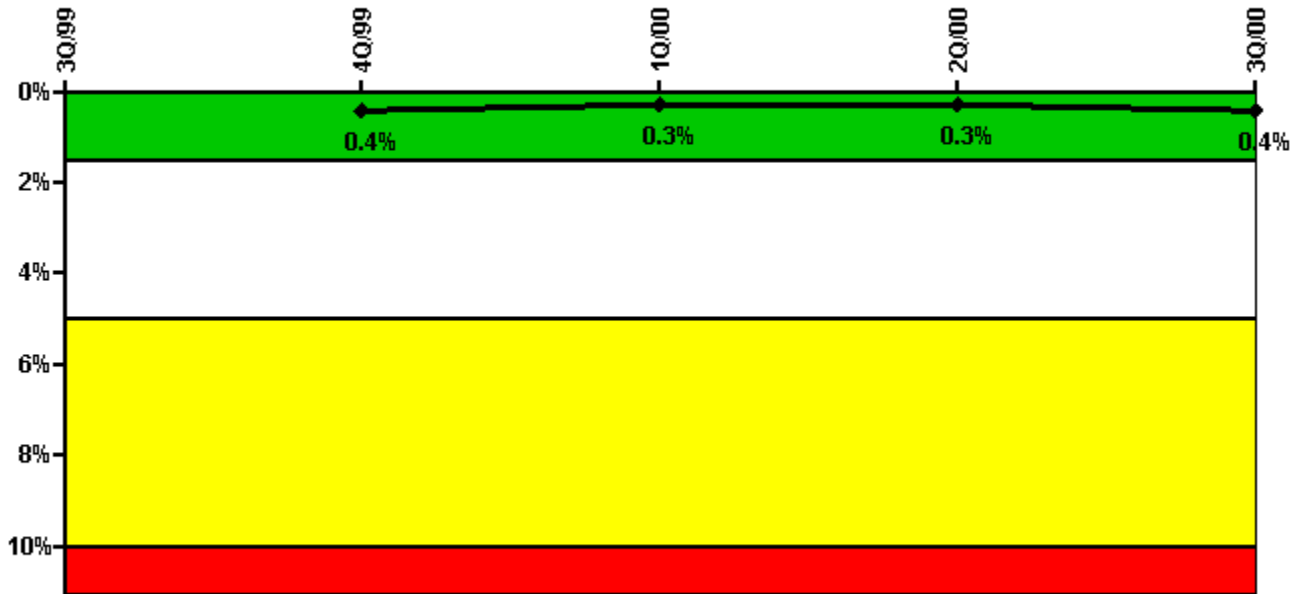
Thresholds: White > 2.0% Yellow > 6.0% Red > 12.0%

Notes

Safety System Unavailability, Heat Removal System (AFW)	3Q/99	4Q/99	1Q/00	2Q/00	3Q/00
Train 1					
Planned unavailable hours	2.17	30.50	0.90	19.50	16.50
Unplanned unavailable hours	0	0	0	0	0
Fault exposure hours	0	0	0	0	0
Effective Reset hours	0	0	0	0	0
Required hours	2089.60	1516.80	2184.00	2183.00	1983.30
Train 2					
Planned unavailable hours	0.87	1.20	14.27	0.70	14.20
Unplanned unavailable hours	0	0	0	0	0
Fault exposure hours	0	0	0	0	0
Effective Reset hours	0	0	0	0	0
Required hours	2089.60	1516.80	2184.00	2183.00	1983.30
Train 3					
Planned unavailable hours	11.53	1.30	9.42	0.90	0.80
Unplanned unavailable hours	0	0	0	0	0
Fault exposure hours	0	0	0	0	0
Effective Reset hours	0	0	0	0	0
Required hours	2089.60	1516.80	2184.00	2183.00	1983.30
Indicator value		0.8%	0.7%	0.7%	0.6%

Licensee Comments: none

Safety System Unavailability, Residual Heat Removal System



Thresholds: White > 1.5% Yellow > 5.0% Red > 10.0%

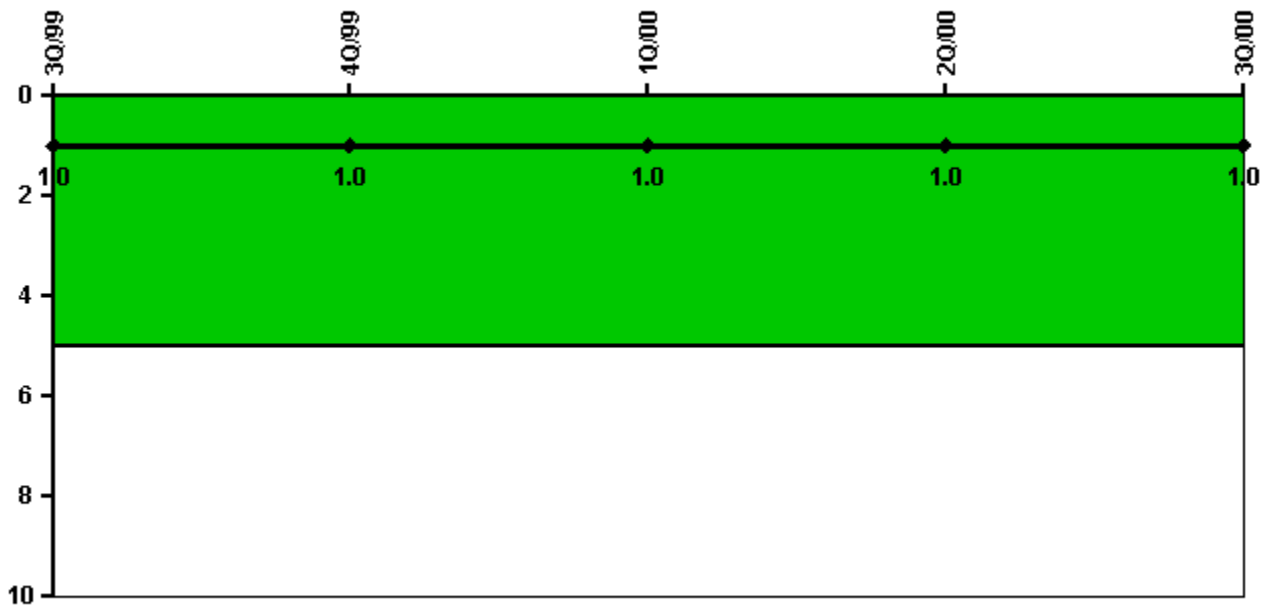
Notes

Safety System Unavailability, Residual Heat Removal System	3Q/99	4Q/99	1Q/00	2Q/00	3Q/00
Train 1					
Planned unavailable hours	0.60	1.40	17.47	0.40	11.30
Unplanned unavailable hours	0	0	0	0	0
Fault exposure hours	0	0	0	0	0
Effective Reset hours	0	0	0	0	0
Required hours	2208.00	1516.80	2184.00	2183.00	2208.00
Train 2					
Planned unavailable hours	16.00	0.80	19.95	0.80	0.10
Unplanned unavailable hours	0	0	0	0	0
Fault exposure hours	0	0	0	0	0
Effective Reset hours	0	0	0	0	0
Required hours	2208.00	1516.80	2184.00	2183.00	2208.00
Indicator value		0.4%	0.3%	0.3%	0.4%

Licensee Comments:

4Q/98: The hours required for service for Train 1 and Train 2 were increased from 2208 to 2209. The increase was due to failure to account in the original submittal for the change from Pacific Daylight Time to Pacific Standard Time. This change does not affect any other quarters or the color of the PI.

Safety System Functional Failures (PWR)



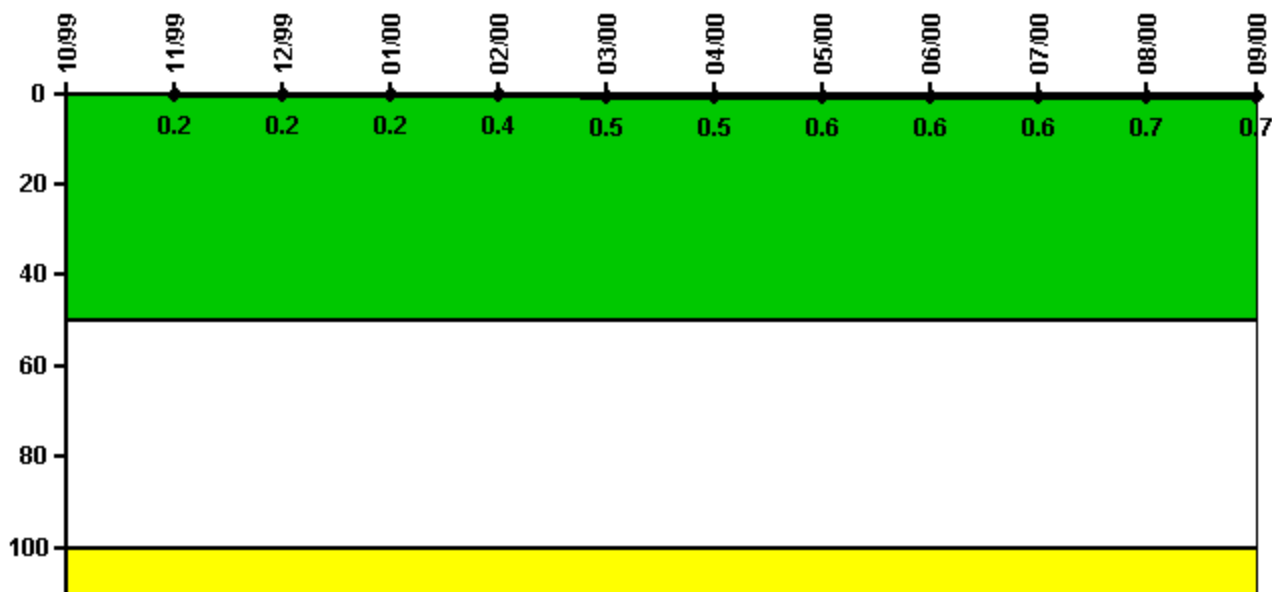
Thresholds: White > 5.0

Notes

Safety System Functional Failures (PWR)	3Q/99	4Q/99	1Q/00	2Q/00	3Q/00
Safety System Functional Failures	0	1	0	0	0
Indicator value	1	1	1	1	1

Licensee Comments: none

Reactor Coolant System Activity



Thresholds: White > 50.0 Yellow > 100.0

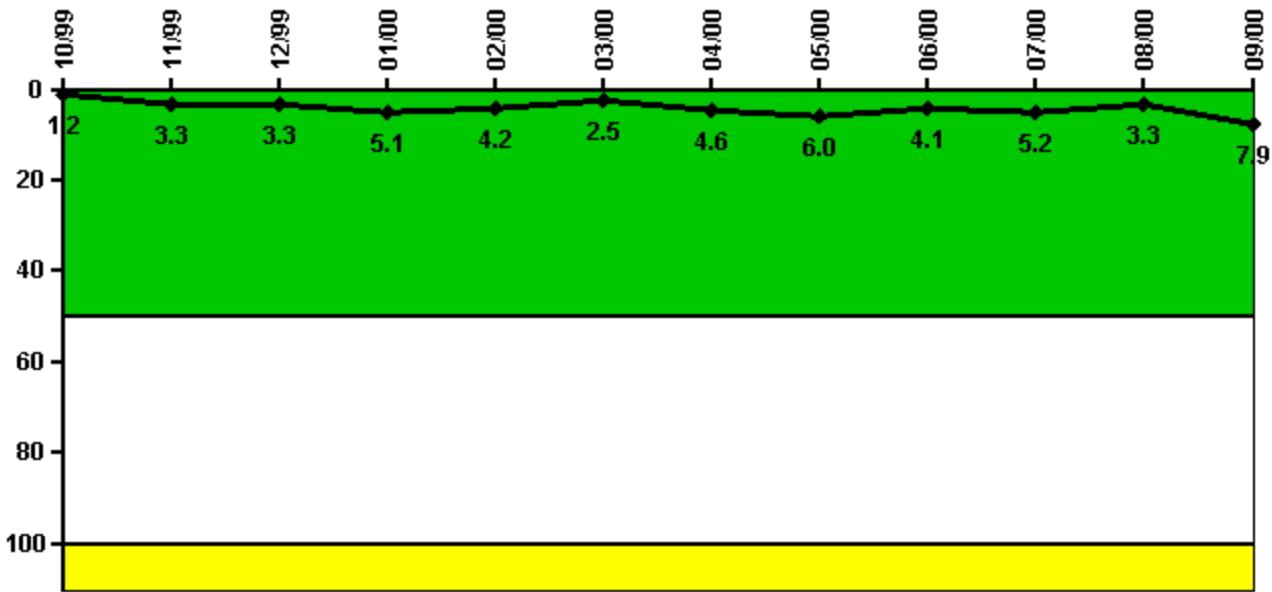
Notes

Reactor Coolant System Activity	10/99	11/99	12/99	1/00	2/00	3/00	4/00	5/00	6/00	7/00	8/00	9/00
Maximum activity	N/A	0.001510	0.001680	0.002050	0.004440	0.004900	0.004680	0.005500	0.005910	0.004390	0.004800	0.004900
Technical specification limit	1.0	1.0	1.0	1.0	1.0	1.0	1.0	1.0	1.0	0.7	0.7	0.7
Indicator value	N/A	0.2	0.2	0.2	0.4	0.5	0.5	0.6	0.6	0.6	0.7	0.7

Licensee Comments:

9/00: The limit for RCS dose equivalent I-131 specific activity is being administratively controlled at 0.71 micro Curies per gram rather than the Technical Specification limit of 1.0 micro Curies per gram. The reduced limit is to compensate for nonconservatism identified in a vendor's calculation for iodine appearance rates utilized in accident dose analyses. The reduced limit will remain in effect until affected analyses are revised.

Reactor Coolant System Leakage



Thresholds: White > 50.0 Yellow > 100.0

Notes

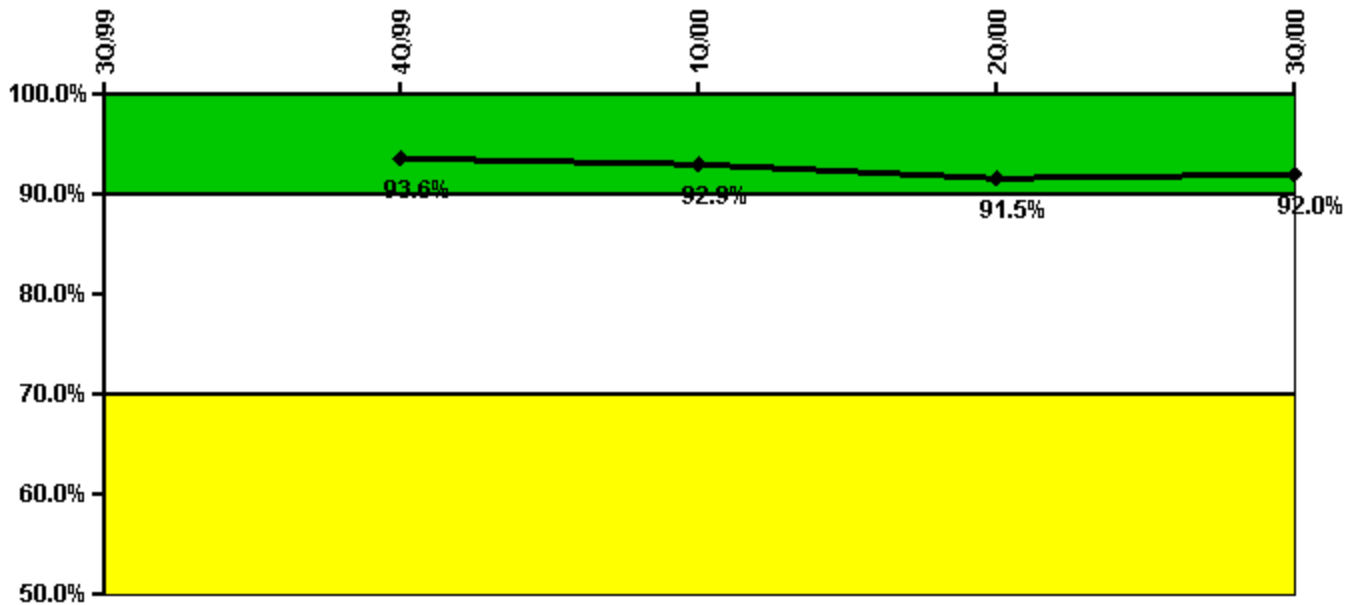
Reactor Coolant System Leakage	10/99	11/99	12/99	1/00	2/00	3/00	4/00	5/00	6/00	7/00	8/00	9/00
Maximum leakage	0.123	0.325	0.332	0.508	0.417	0.247	0.458	0.595	0.411	0.515	0.325	0.785
Technical specification limit	10.0	10.0	10.0	10.0	10.0	10.0	10.0	10.0	10.0	10.0	10.0	10.0
Indicator value	1.2	3.3	3.3	5.1	4.2	2.5	4.6	6.0	4.1	5.2	3.3	7.9

Licensee Comments:

9/00: Each RCS leakage flow rate value has been increased by 0.035 gpm to account for zinc acetate flow that is periodically injected into the RCS for corrosion control purposes. This flow rate was inadvertently excluded from the PI calculation methodology. This change affects all data submittals for this PI and is therefore being incorporated into each PI data submittal since the start of the ROP in April 2000. The change did not result in a color change for this PI for any quarter.

6/00: Each RCS leakage flow rate value has been increased by 0.035 gpm to account for zinc acetate flow that is periodically injected into the RCS for corrosion control purposes. This flow rate was inadvertently excluded from the PI calculation methodology. This change affects all data submittals for this PI and is therefore being incorporated into each PI data submittal since the start of the ROP in April 2000. The change did not result in a color change for this PI for any quarter.

Drill/Exercise Performance



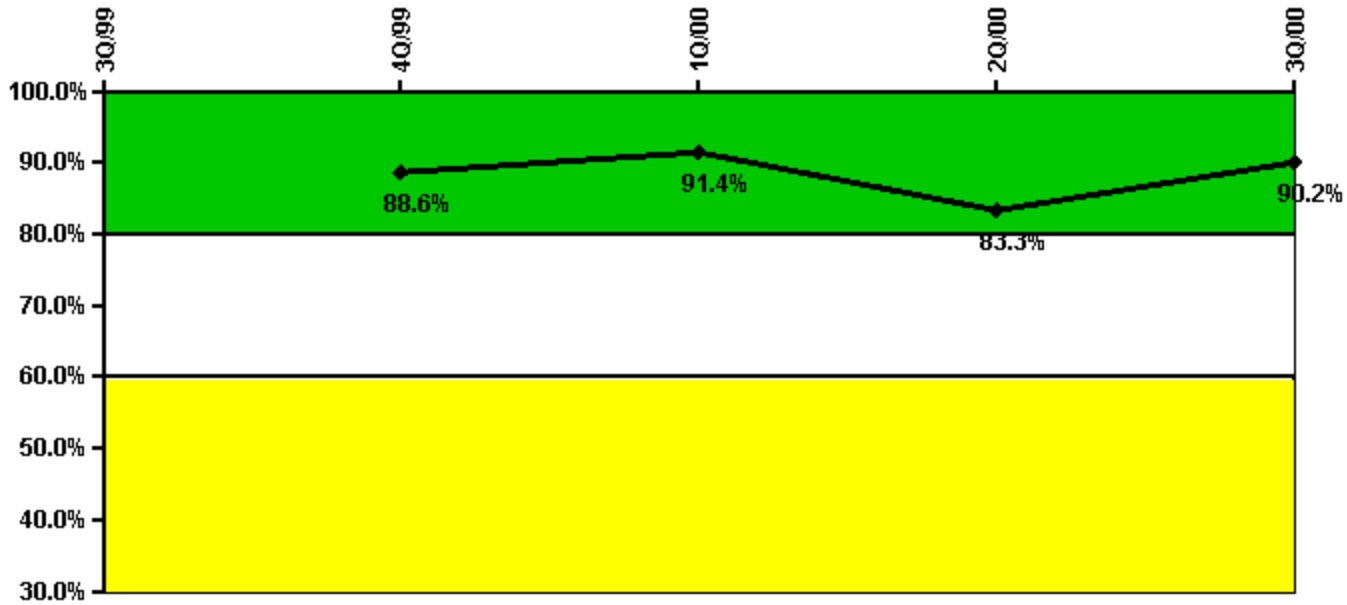
Thresholds: White < 90.0% Yellow < 70.0%

Notes

Drill/Exercise Performance	3Q/99	4Q/99	1Q/00	2Q/00	3Q/00
Successful opportunities	3.0	10.0	24.0	28.0	21.0
Total opportunities	4.0	10.0	27.0	33.0	23.0
Indicator value		93.6%	92.9%	91.5%	92.0%

Licensee Comments: none

ERO Drill Participation



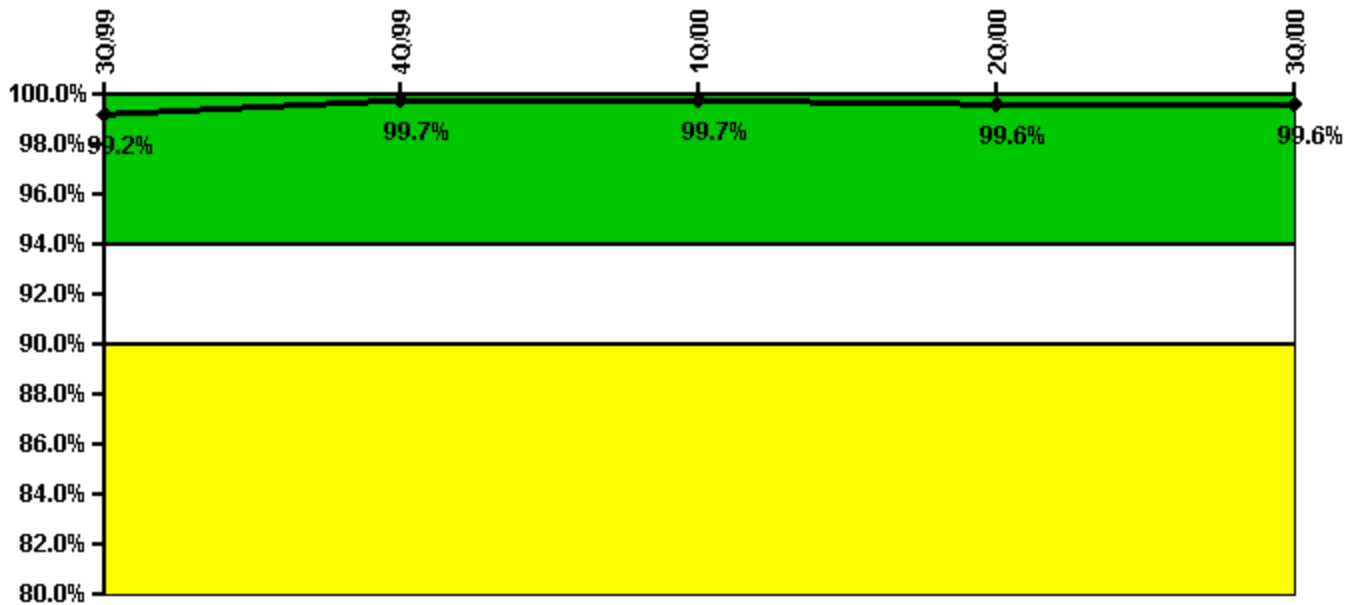
Thresholds: White < 80.0% Yellow < 60.0%

Notes

ERO Drill Participation	3Q/99	4Q/99	1Q/00	2Q/00	3Q/00
Participating Key personnel		62.0	53.0	50.0	55.0
Total Key personnel		70.0	58.0	60.0	61.0
Indicator value		88.6%	91.4%	83.3%	90.2%

Licensee Comments: none

Alert & Notification System



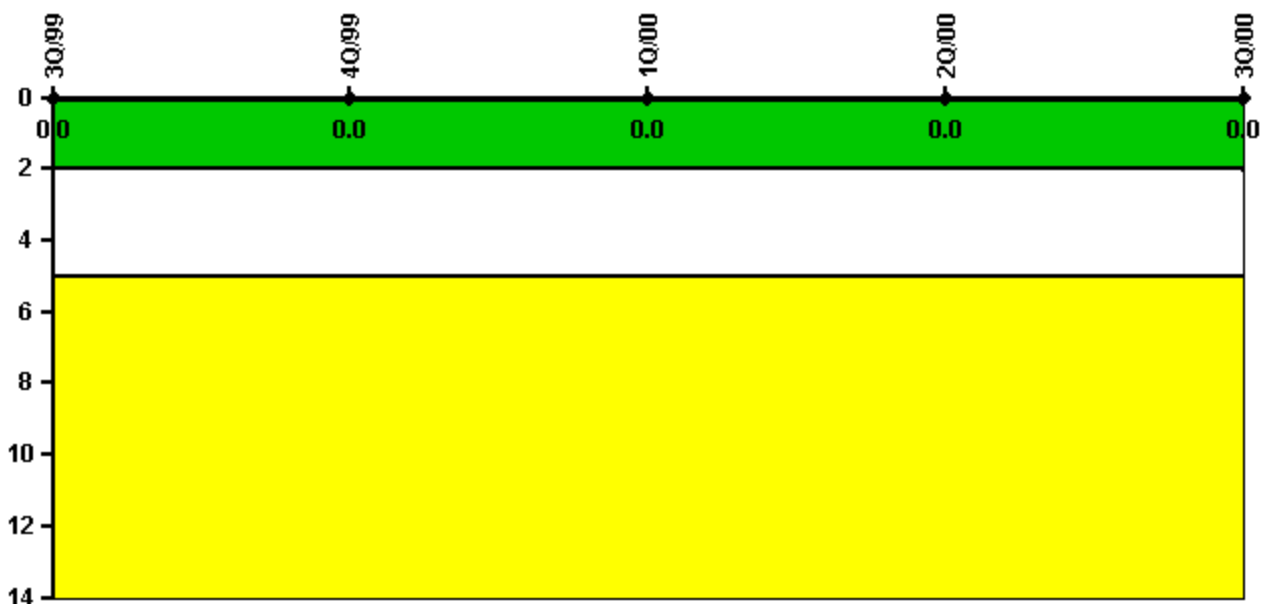
Thresholds: White < 94.0% Yellow < 90.0%

Notes

Alert & Notification System	3Q/99	4Q/99	1Q/00	2Q/00	3Q/00
Successful siren-tests	1045	1179	912	1040	1175
Total sirens-tests	1048	1179	917	1048	1179
Indicator value	99.2%	99.7%	99.7%	99.6%	99.6%

Licensee Comments: none

Occupational Exposure Control Effectiveness



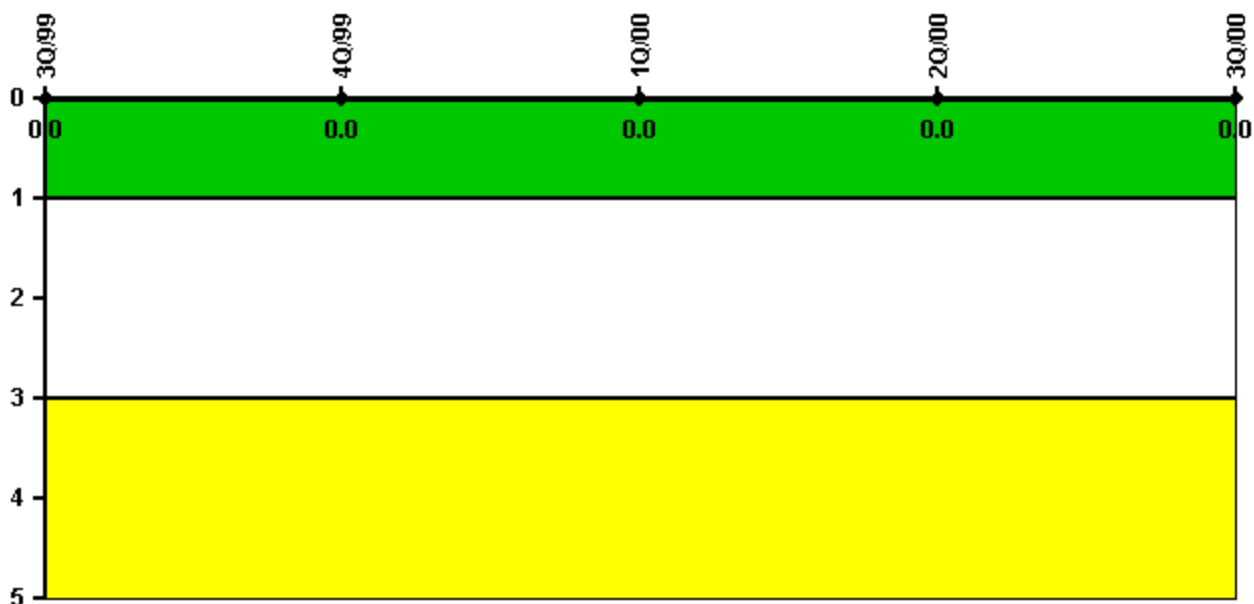
Thresholds: White > 2.0 Yellow > 5.0

Notes

Occupational Exposure Control Effectiveness	3Q/99	4Q/99	1Q/00	2Q/00	3Q/00
High radiation area occurrences	0	0	0	0	0
Very high radiation area occurrences	0	0	0	0	0
Unintended exposure occurrences	0	0	0	0	0
Indicator value	0	0	0	0	0

Licensee Comments: none

RETS/ODCM Radiological Effluent



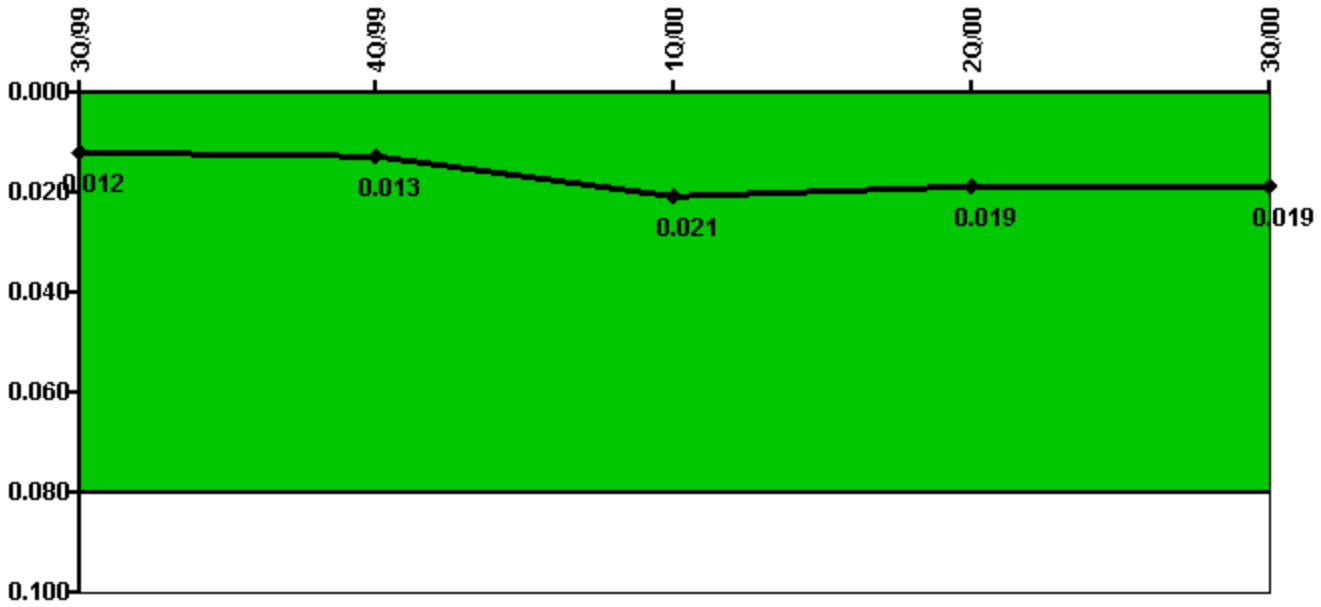
Thresholds: White > 1.0 Yellow > 3.0

Notes

RETS/ODCM Radiological Effluent	3Q/99	4Q/99	1Q/00	2Q/00	3Q/00
RETS/ODCM occurrences	0	0	0	0	0
Indicator value	0	0	0	0	0

Licensee Comments: none

Protected Area Security Performance Index




Thresholds: White > 0.080

Notes

Protected Area Security Performance Index	3Q/99	4Q/99	1Q/00	2Q/00	3Q/00
IDS compensatory hours	86.00	67.00	573.00	35.75	51.87
CCTV compensatory hours	0	0	0	0	14.9
IDS normalization factor	2.25	2.25	2.30	2.30	2.30
CCTV normalization factor	1.2	1.2	1.2	1.2	1.2
Index Value	0.012	0.013	0.021	0.019	0.019

Licensee Comments: none

Personnel Screening Program




Thresholds: White > 2.0 Yellow > 5.0

Notes

Personnel Screening Program	3Q/99	4Q/99	1Q/00	2Q/00	3Q/00
Program failures	0	0	0	0	0
Indicator value	0	0	0	0	0

Licensee Comments: none

FFD/Personnel Reliability



Thresholds: White > 2.0 Yellow > 5.0

Notes

FFD/Personnel Reliability	3Q/99	4Q/99	1Q/00	2Q/00	3Q/00
Program Failures	0	0	0	0	0
Indicator value	0	0	0	0	0

Licensee Comments: none

[PI Summary](#) | [Inspection Findings Summary](#) | [Reactor Oversight Process](#)

Last Modified: March 29, 2002