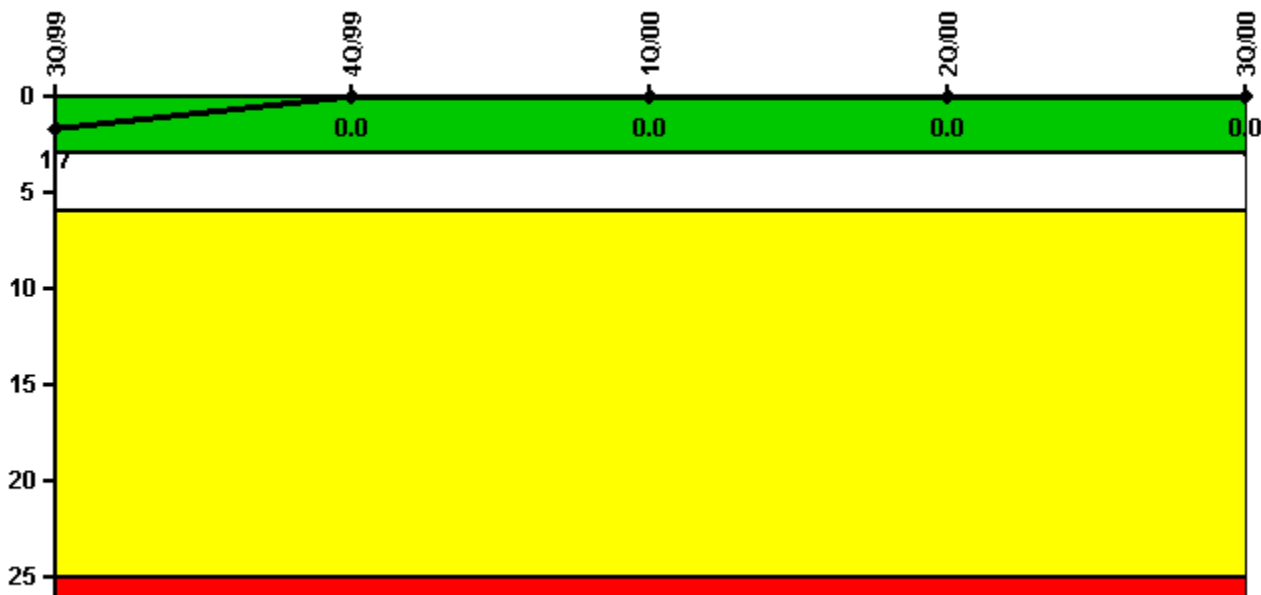


Davis-Besse

3Q/2000 Performance Indicators

Licensee's General Comments: none

Unplanned Scrams per 7000 Critical Hrs



Thresholds: White > 3.0 Yellow > 6.0 Red > 25.0

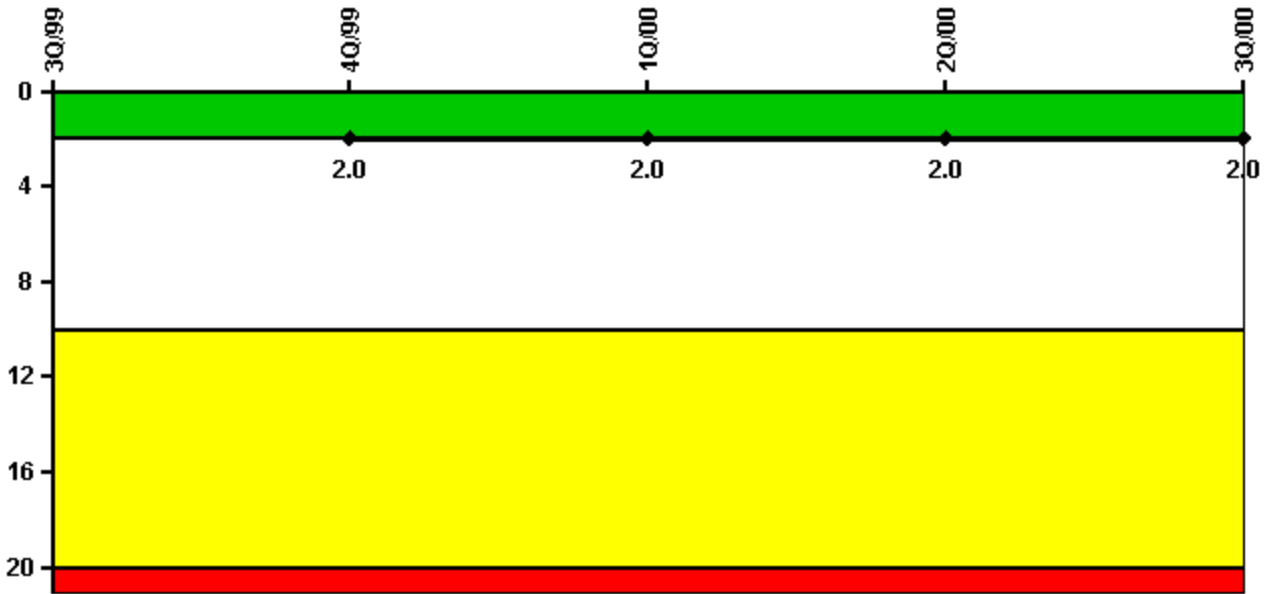
Notes

Unplanned Scrams per 7000 Critical Hrs	3Q/99	4Q/99	1Q/00	2Q/00	3Q/00
Unplanned scrams	0	0	0	0	0
Critical hours	2208.0	2209.0	2184.0	1067.6	2208.0
Indicator value	1.7	0	0	0	0

Licensee Comments:

2Q/00: Corrected data entry error for 2Q2000 for the number of hours of critical operation. This correction did not result in a change to any PI color.

Scrams with Loss of Normal Heat Removal



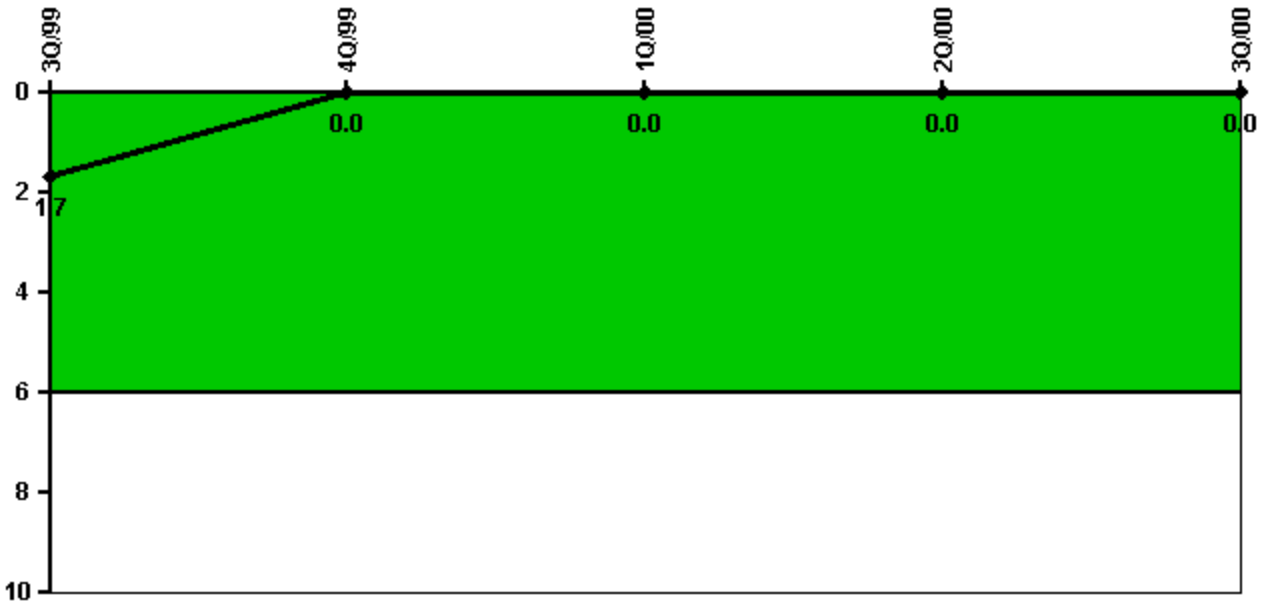
Thresholds: White > 2.0 Yellow > 10.0 Red > 20.0

Notes

Scrams with Loss of Normal Heat Removal	3Q/99	4Q/99	1Q/00	2Q/00	3Q/00
Scrams	0	0	0	0	0
Indicator value		2.0	2.0	2.0	2.0

Licensee Comments: none

Unplanned Power Changes per 7000 Critical Hrs



Thresholds: White > 6.0

Notes

Unplanned Power Changes per 7000 Critical Hrs	3Q/99	4Q/99	1Q/00	2Q/00	3Q/00
Unplanned power changes	0	0	0	0	0
Critical hours	2208.0	2209.0	2184.0	1067.6	2208.0
Indicator value	1.7	0	0	0	0

Licensee Comments:

2Q/00: Corrected data entry error for 2Q2000 for the number of hours of critical operation. This correction did not result in a change to any PI color.

Safety System Unavailability, Emergency AC Power



Thresholds: White > 2.5% Yellow > 5.0% Red > 10.0%

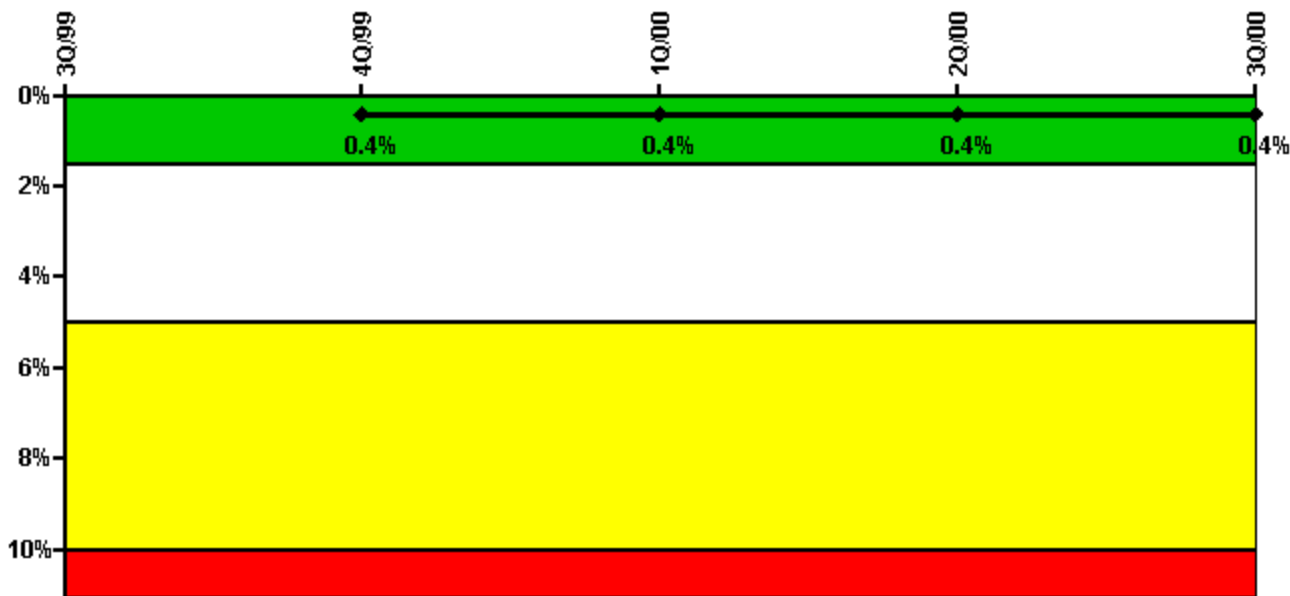
Notes

Safety System Unavailability, Emergency AC Power	3Q/99	4Q/99	1Q/00	2Q/00	3Q/00
Train 1					
Planned unavailable hours	22.50	0.93	18.18	2.95	17.65
Unplanned unavailable hours	7.20	0	0	0	0
Fault exposure hours	0	0	0	0	0
Effective Reset hours	0	0	0	0	0
Required hours	2208.00	2209.00	2184.00	1490.20	2208.00
Train 2					
Planned unavailable hours	1.40	24.35	0.77	2.85	6.62
Unplanned unavailable hours	0	0	0	0	0
Fault exposure hours	0	0	0	0	0
Effective Reset hours	0	0	0	0	0
Required hours	2208.00	2209.00	2184.00	1591.70	2208.00
Indicator value		0.6%	0.7%	0.7%	0.7%

Licensee Comments:

4Q/98: Hours trains required revised to reflect Daylight Savings Time (i.e. from 2208 to 2209 hours)

Safety System Unavailability, High Pressure Injection System (HPSI)



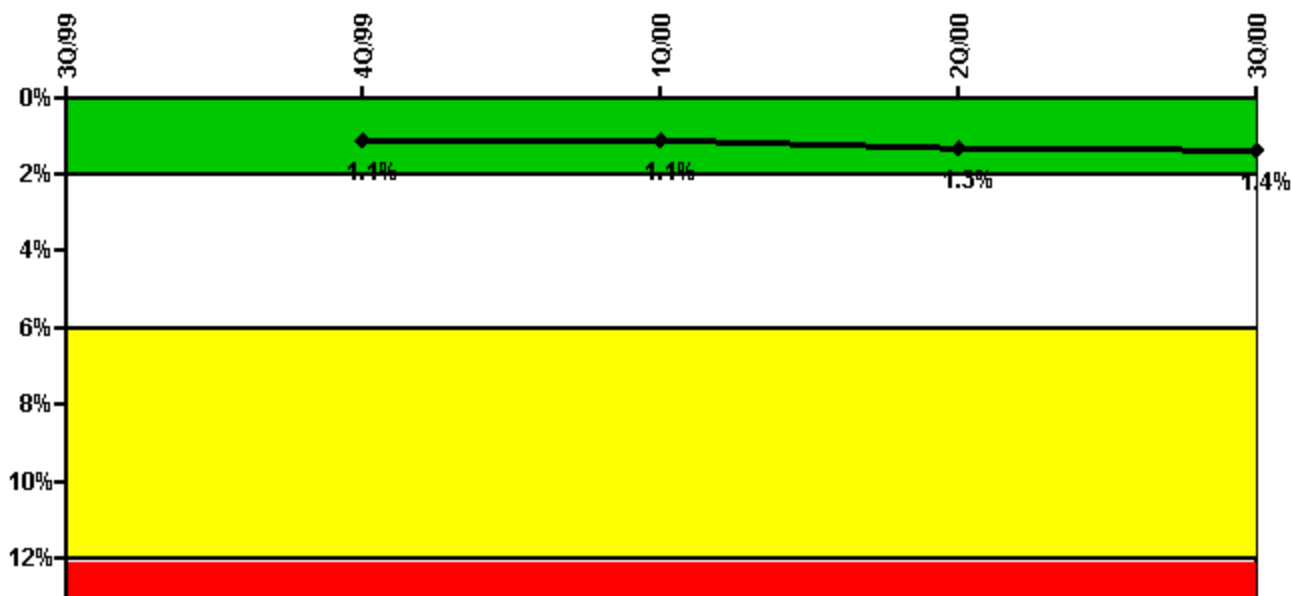
Thresholds: White > 1.5% Yellow > 5.0% Red > 10.0%

Notes

Safety System Unavailability, High Pressure Injection System (HPSI)	3Q/99	4Q/99	1Q/00	2Q/00	3Q/00
Train 1					
Planned unavailable hours	15.63	12.17	12.83	7.13	0
Unplanned unavailable hours	0	0	0	0	0
Fault exposure hours	0	0	0	0	0
Effective Reset hours	0	0	0	0	0
Required hours	2208.00	2209.00	2184.00	1159.47	2208.00
Train 2					
Planned unavailable hours	5.50	7.31	21.37	12.05	5.45
Unplanned unavailable hours	0	0	0	0	0
Fault exposure hours	0	0	0	0	0
Effective Reset hours	0	0	0	0	0
Required hours	2208.00	2209.00	2184.00	1159.47	2208.00
Indicator value		0.4%	0.4%	0.4%	0.4%

Licensee Comments: none

Safety System Unavailability, Heat Removal System (AFW)



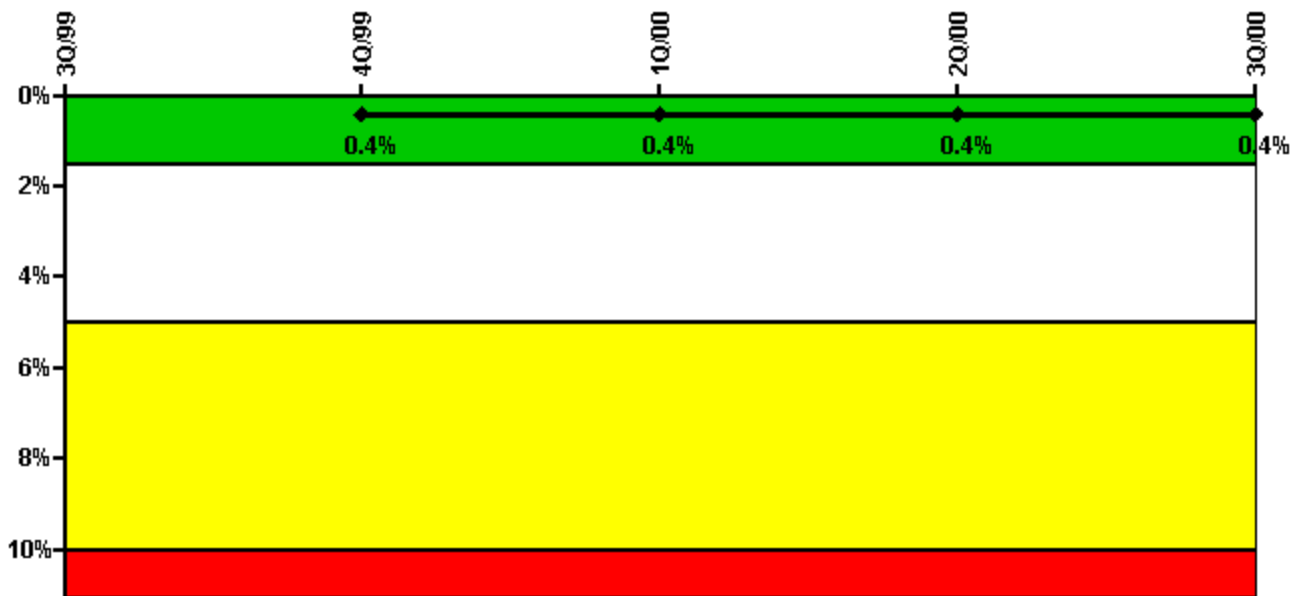
Thresholds: White > 2.0% Yellow > 6.0% Red > 12.0%

Notes

Safety System Unavailability, Heat Removal System (AFW)	3Q/99	4Q/99	1Q/00	2Q/00	3Q/00
Train 1					
Planned unavailable hours	0	46.60	3.47	10.60	1.00
Unplanned unavailable hours	0	0	1.17	0	0
Fault exposure hours	0	0	0	168.00	0
Effective Reset hours	0	0	0	0	0
Required hours	2208.00	2209.00	2184.00	1159.58	2208.00
Train 2					
Planned unavailable hours	0	9.45	2.54	0	13.95
Unplanned unavailable hours	0	0	0	3.10	0.17
Fault exposure hours	0	0	0	0	0
Effective Reset hours	0	0	0	0	0
Required hours	2208.00	2209.00	2184.00	1159.58	2208.00
Train 3					
Planned unavailable hours	0	0	2.23	1.50	0
Unplanned unavailable hours	0	0	0	0	0
Fault exposure hours	0	0	0	0	0
Effective Reset hours	0	0	0	0	0
Required hours	2208.00	2209.00	2184.00	1159.58	2208.00
Indicator value		1.1%	1.1%	1.3%	1.4%

Licensee Comments: none

Safety System Unavailability, Residual Heat Removal System



Thresholds: White > 1.5% Yellow > 5.0% Red > 10.0%

Notes

Safety System Unavailability, Residual Heat Removal System	3Q/99	4Q/99	1Q/00	2Q/00	3Q/00
Train 1					
Planned unavailable hours	13.47	13.02	19.11	2.67	4.92
Unplanned unavailable hours	0	0	0	0	0
Fault exposure hours	0	0	0	0	0
Effective Reset hours	0	0	0	0	0
Required hours	2208.00	2209.00	2184.00	1892.50	2208.00
Train 2					
Planned unavailable hours	6.90	2.97	26.33	6.77	18.17
Unplanned unavailable hours	0	0	0	0	0
Fault exposure hours	0	0	0	0	0
Effective Reset hours	0	0	0	0	0
Required hours	2208.00	2209.00	2184.00	1892.50	2208.00
Indicator value		0.4%	0.4%	0.4%	0.4%

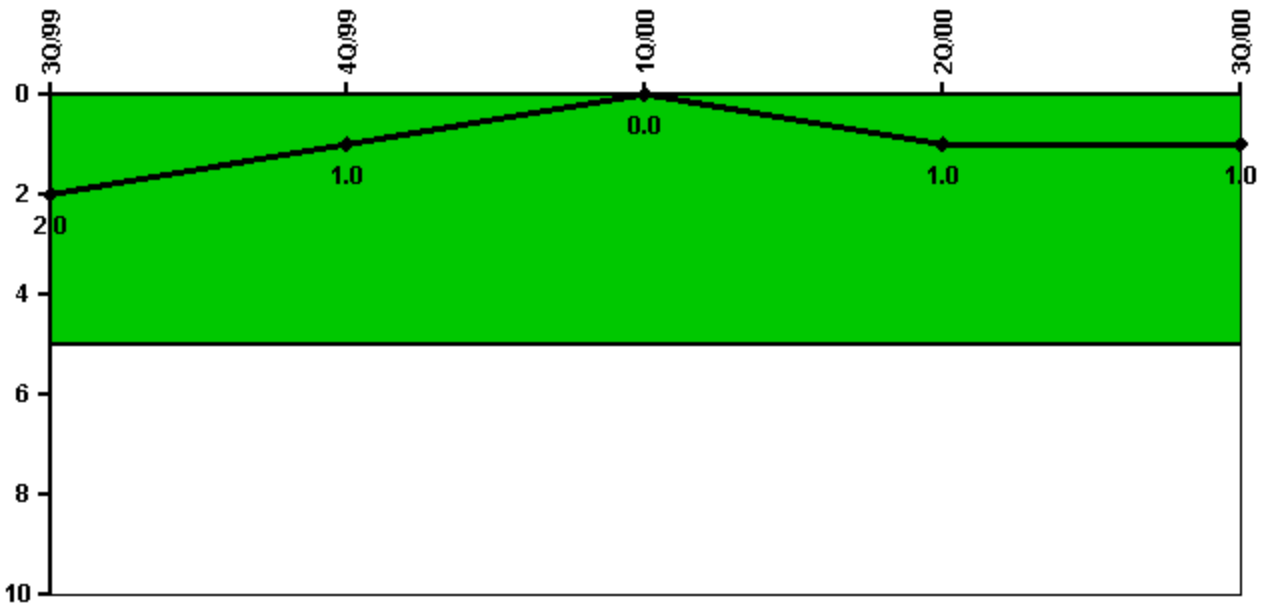
Licensee Comments:

2Q/99: Corrected data entry error for hours required for service for 2Q1999. This minor change did not affect the color of the indicator.

4Q/98: Corrected data entry errors for planned unavailable hours for 4Q1998. These minor changes did not affect the color of the indicator.

2Q/98: Corrected due to reporting more hours unavailable during refueling outage in 2Q1998 than required per NEI 99-02. This change did not affect the color of the indicator.

Safety System Functional Failures (PWR)




Thresholds: White > 5.0

Notes

Safety System Functional Failures (PWR)	3Q/99	4Q/99	1Q/00	2Q/00	3Q/00
Safety System Functional Failures	0	0	0	1	0
Indicator value	2	1	0	1	1

Licensee Comments: none

Reactor Coolant System Activity



Thresholds: White > 50.0 Yellow > 100.0

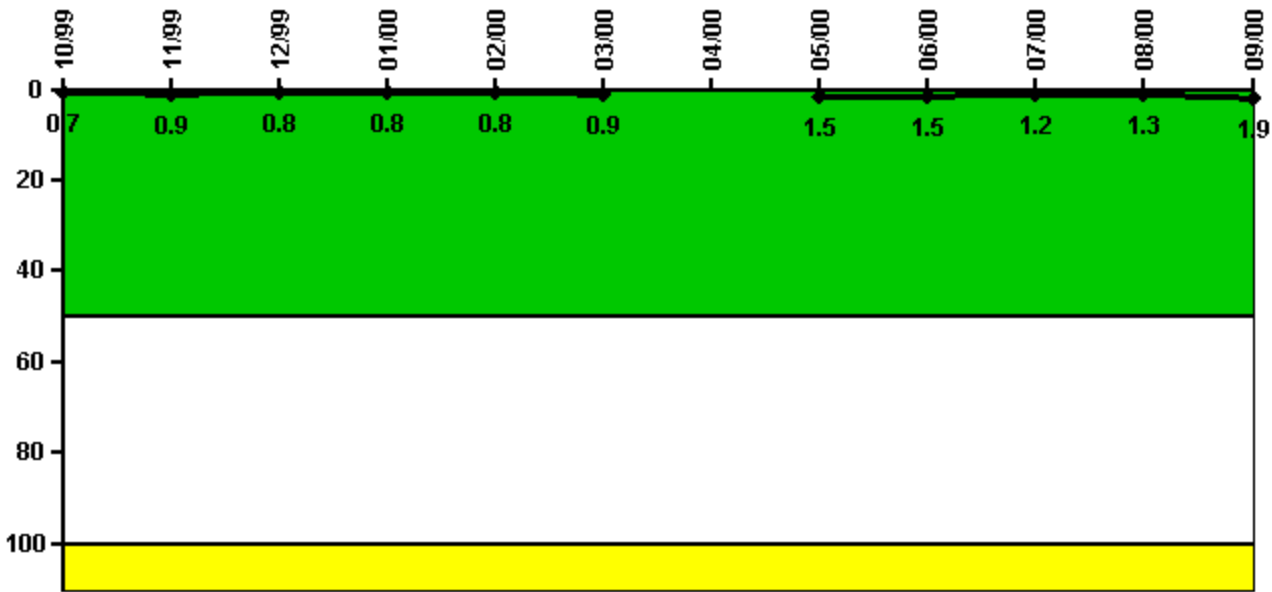
Notes

Reactor Coolant System Activity	10/99	11/99	12/99	1/00	2/00	3/00	4/00	5/00	6/00	7/00	8/00	9/00
Maximum activity	0.019000	0.018000	0.017000	0.020200	0.029250	0.032100	N/A	0.010100	0.011700	0.009930	0.008120	0.006870
Technical specification limit	1.0	1.0	1.0	1.0	1.0	1.0	1.0	1.0	1.0	1.0	1.0	1.0
Indicator value	1.9	1.8	1.7	2.0	2.9	3.2	N/A	1.0	1.2	1.0	0.8	0.7

Licensee Comments:

6/00: No data for 4/2000 due to refueling outage.

Reactor Coolant System Leakage



Thresholds: White > 50.0 Yellow > 100.0

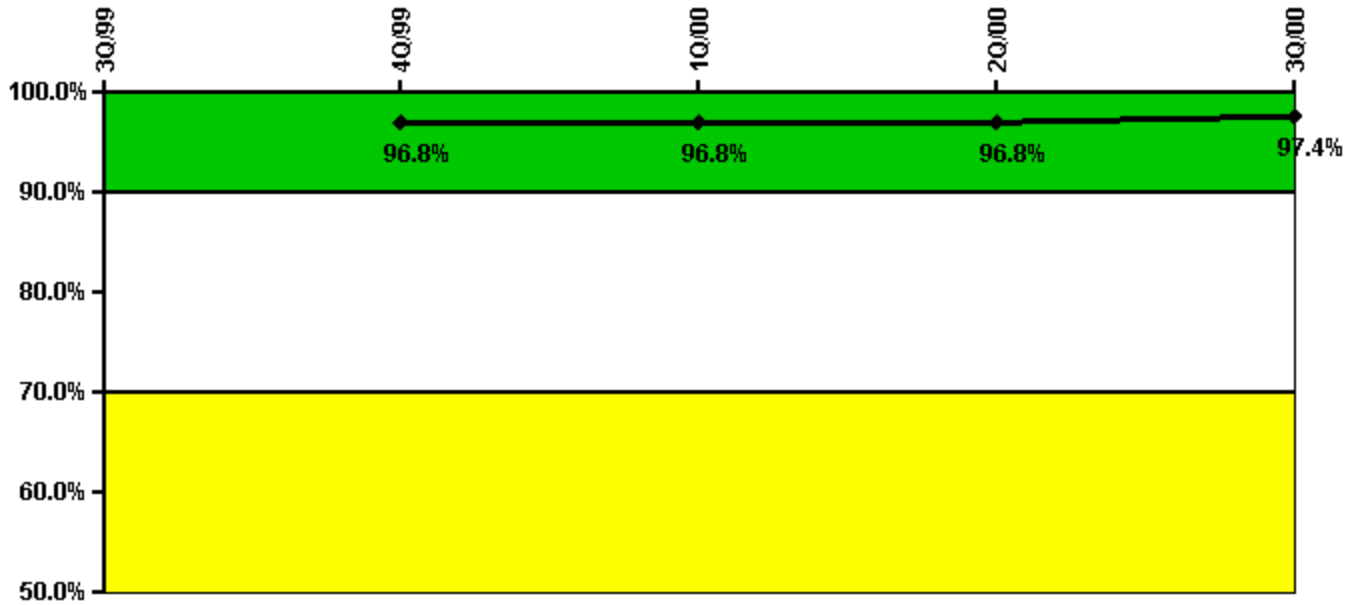
Notes

Reactor Coolant System Leakage	10/99	11/99	12/99	1/00	2/00	3/00	4/00	5/00	6/00	7/00	8/00	9/00
Maximum leakage	0.070	0.090	0.080	0.076	0.075	0.094	N/A	0.146	0.150	0.120	0.130	0.190
Technical specification limit	10.0	10.0	10.0	10.0	10.0	10.0	10.0	10.0	10.0	10.0	10.0	10.0
Indicator value	0.7	0.9	0.8	0.8	0.8	0.9	N/A	1.5	1.5	1.2	1.3	1.9

Licensee Comments:

6/00: No data for 4/2000 due to refueling outage.

Drill/Exercise Performance



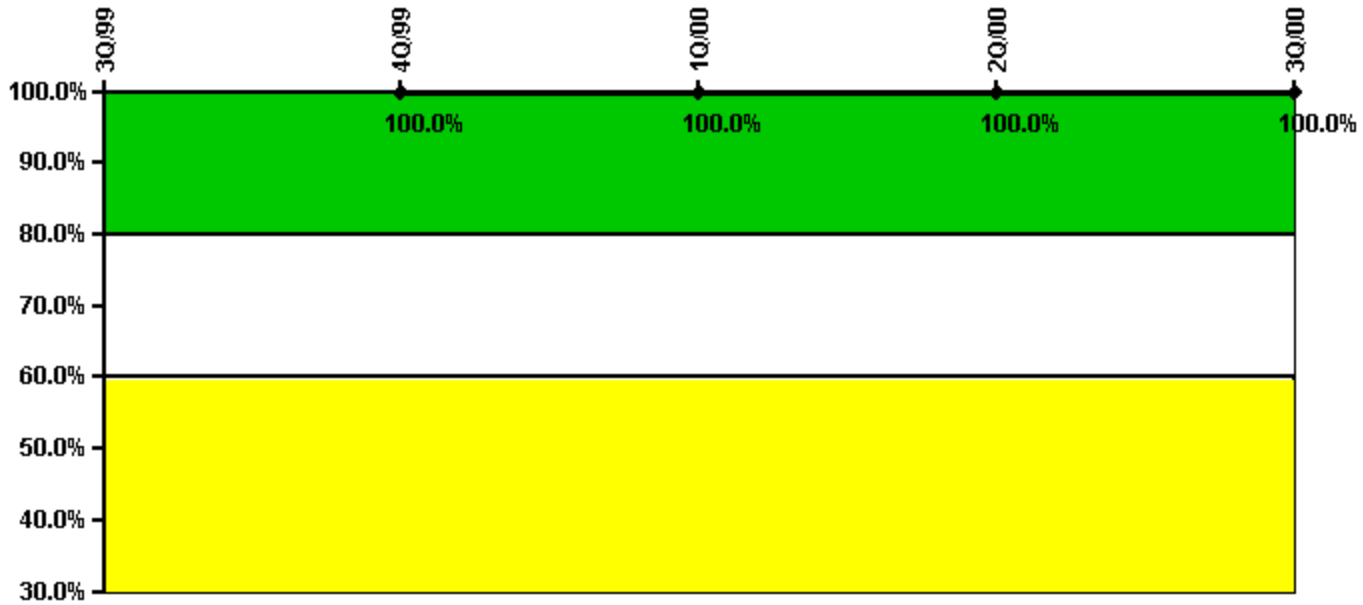
Thresholds: White < 90.0% Yellow < 70.0%

Notes

Drill/Exercise Performance	3Q/99	4Q/99	1Q/00	2Q/00	3Q/00
Successful opportunities	0	49.0	0	2.0	23.0
Total opportunities	0	50.0	0	2.0	23.0
Indicator value		96.8%	96.8%	96.8%	97.4%

Licensee Comments: none

ERO Drill Participation



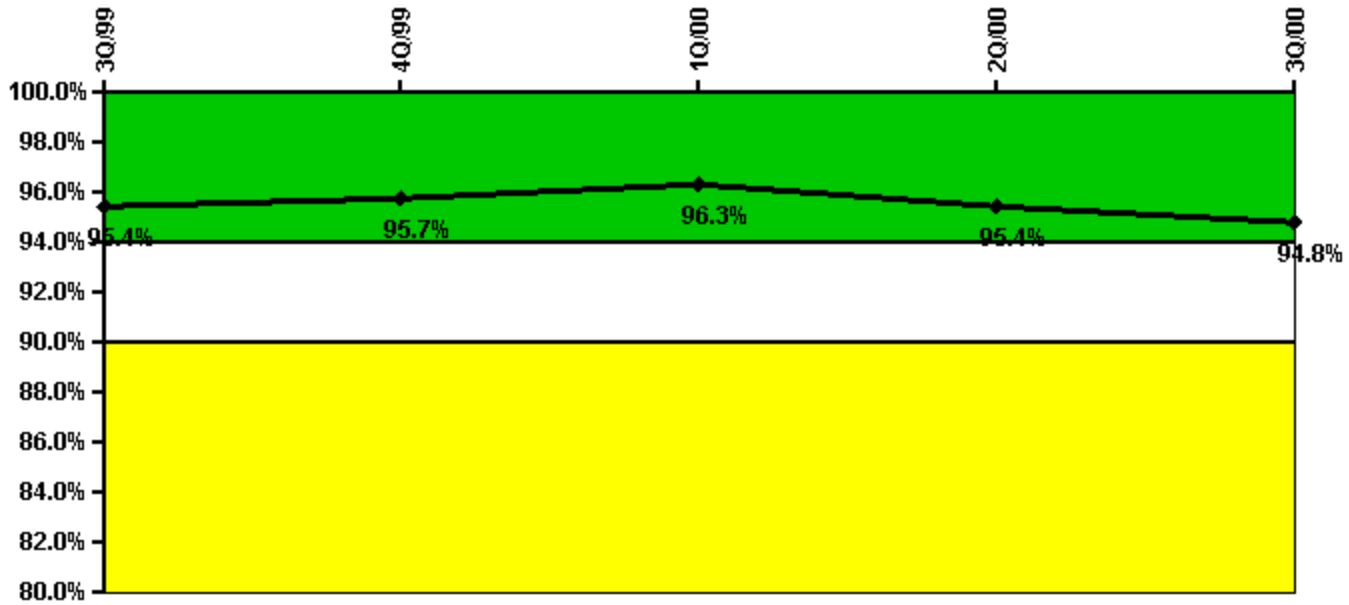
Thresholds: White < 80.0% Yellow < 60.0%

Notes

ERO Drill Participation	3Q/99	4Q/99	1Q/00	2Q/00	3Q/00
Participating Key personnel		68.0	68.0	69.0	70.0
Total Key personnel		68.0	68.0	69.0	70.0
Indicator value		100.0%	100.0%	100.0%	100.0%

Licensee Comments: none

Alert & Notification System



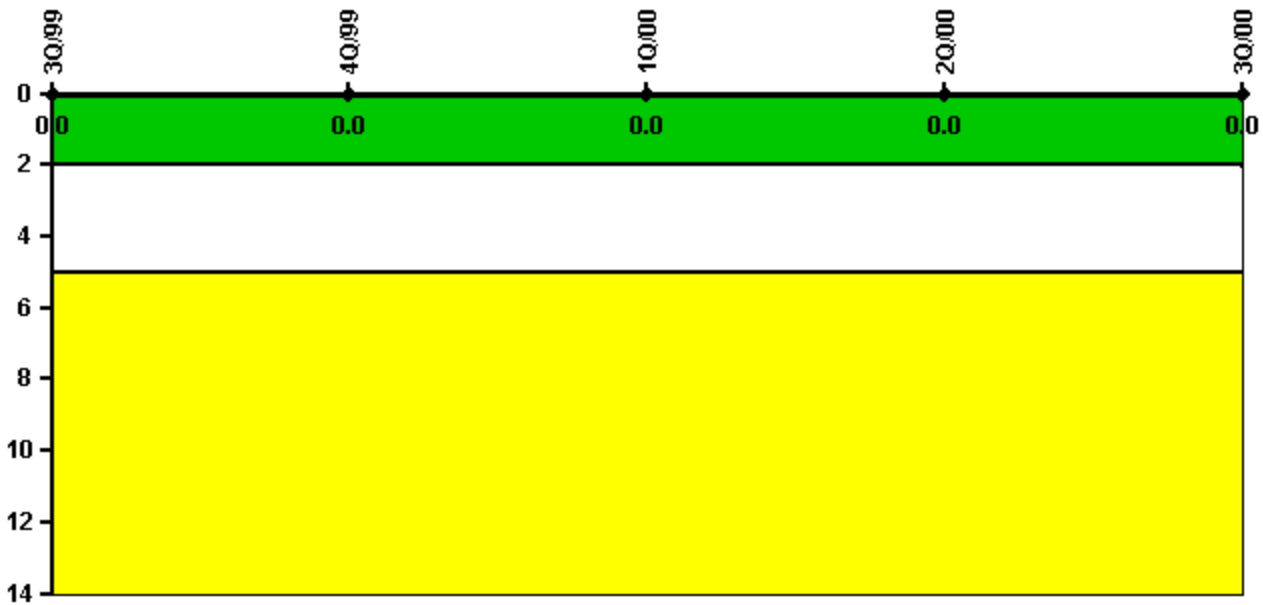
Thresholds: White < 94.0% Yellow < 90.0%

Notes

Alert & Notification System	3Q/99	4Q/99	1Q/00	2Q/00	3Q/00
Successful siren-tests	154	155	159	150	150
Total sirens-tests	162	162	162	162	162
Indicator value	95.4%	95.7%	96.3%	95.4%	94.8%

Licensee Comments: none

Occupational Exposure Control Effectiveness



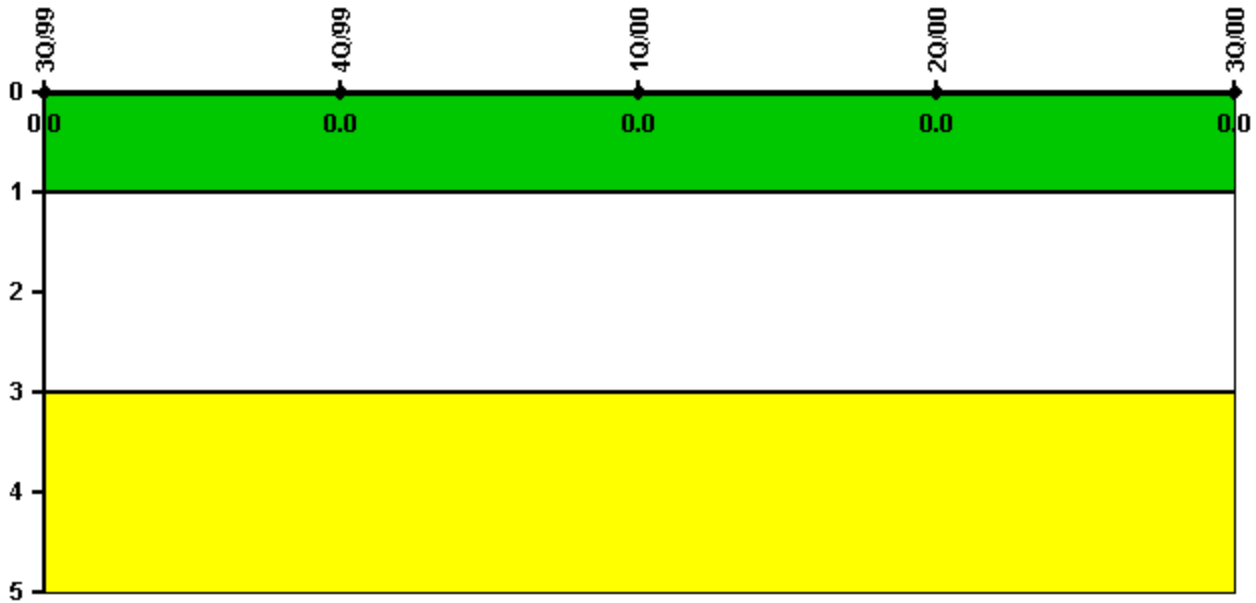
Thresholds: White > 2.0 Yellow > 5.0

Notes

Occupational Exposure Control Effectiveness	3Q/99	4Q/99	1Q/00	2Q/00	3Q/00
High radiation area occurrences	0	0	0	0	0
Very high radiation area occurrences	0	0	0	0	0
Unintended exposure occurrences	0	0	0	0	0
Indicator value	0	0	0	0	0

Licensee Comments: none

RETS/ODCM Radiological Effluent



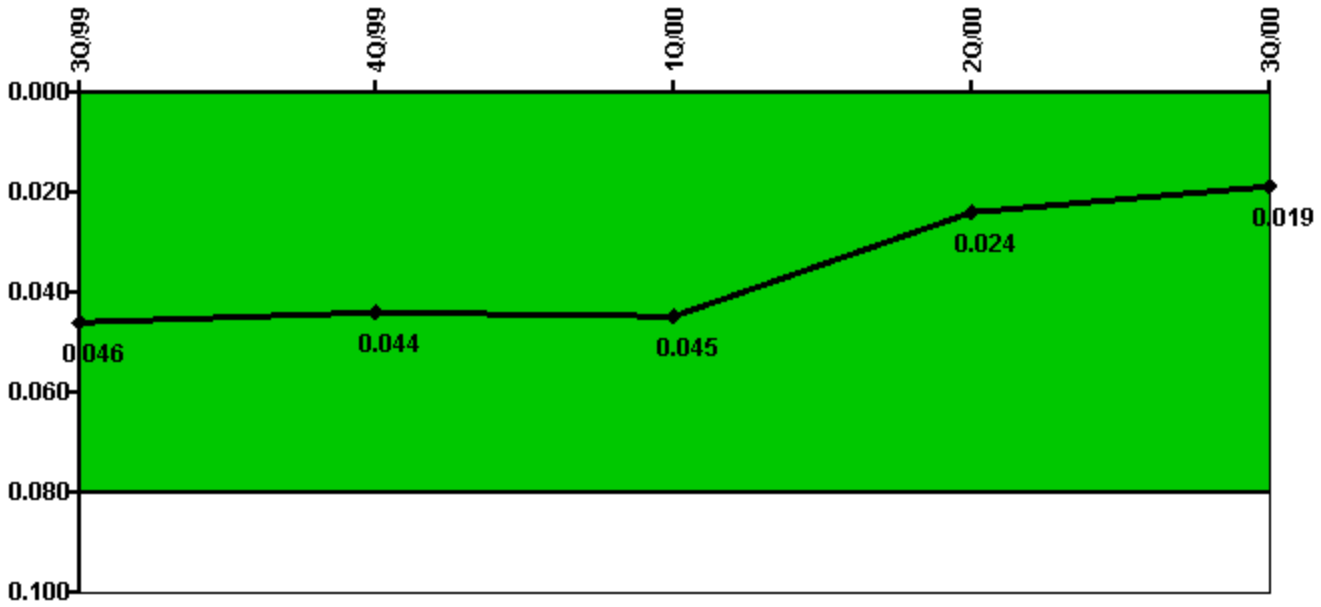
Thresholds: White > 1.0 Yellow > 3.0

Notes

RETS/ODCM Radiological Effluent	3Q/99	4Q/99	1Q/00	2Q/00	3Q/00
RETS/ODCM occurrences	0	0	0	0	0
Indicator value	0	0	0	0	0

Licensee Comments: none

Protected Area Security Performance Index



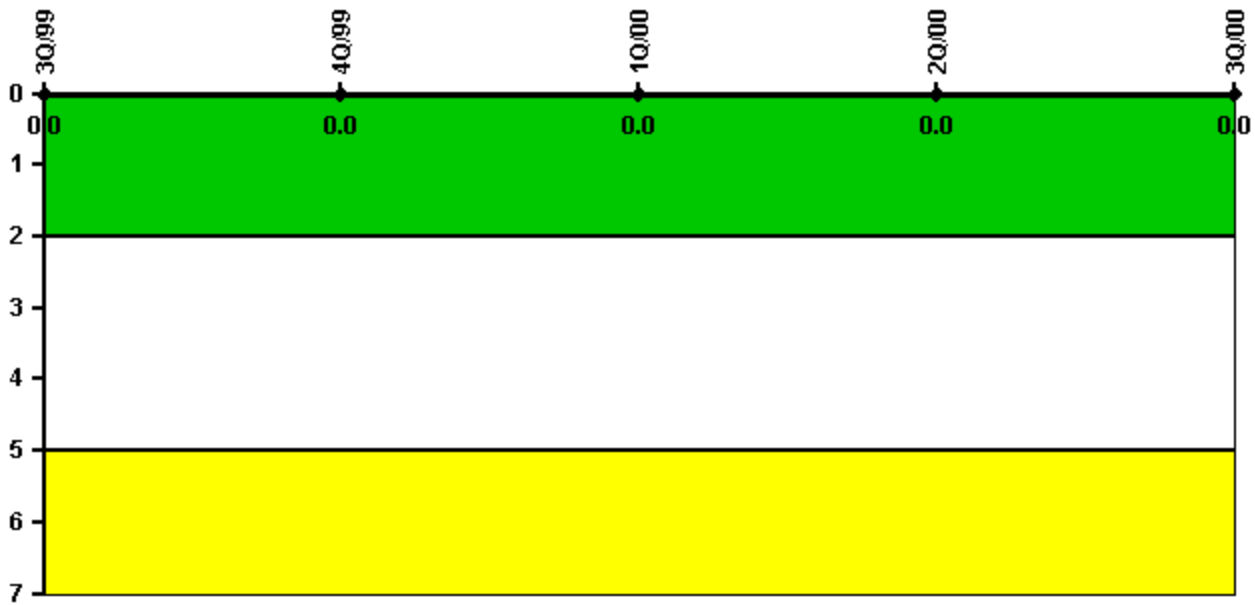
Thresholds: White > 0.080

Notes

Protected Area Security Performance Index	3Q/99	4Q/99	1Q/00	2Q/00	3Q/00
IDS compensatory hours	146.10	40.40	157.30	61.00	61.60
CCTV compensatory hours	2.5	8.0	0	4.8	0
IDS normalization factor	1.00	1.00	1.00	1.00	1.00
CCTV normalization factor	1.0	1.0	1.0	1.0	1.0
Index Value	0.046	0.044	0.045	0.024	0.019

Licensee Comments: none

Personnel Screening Program



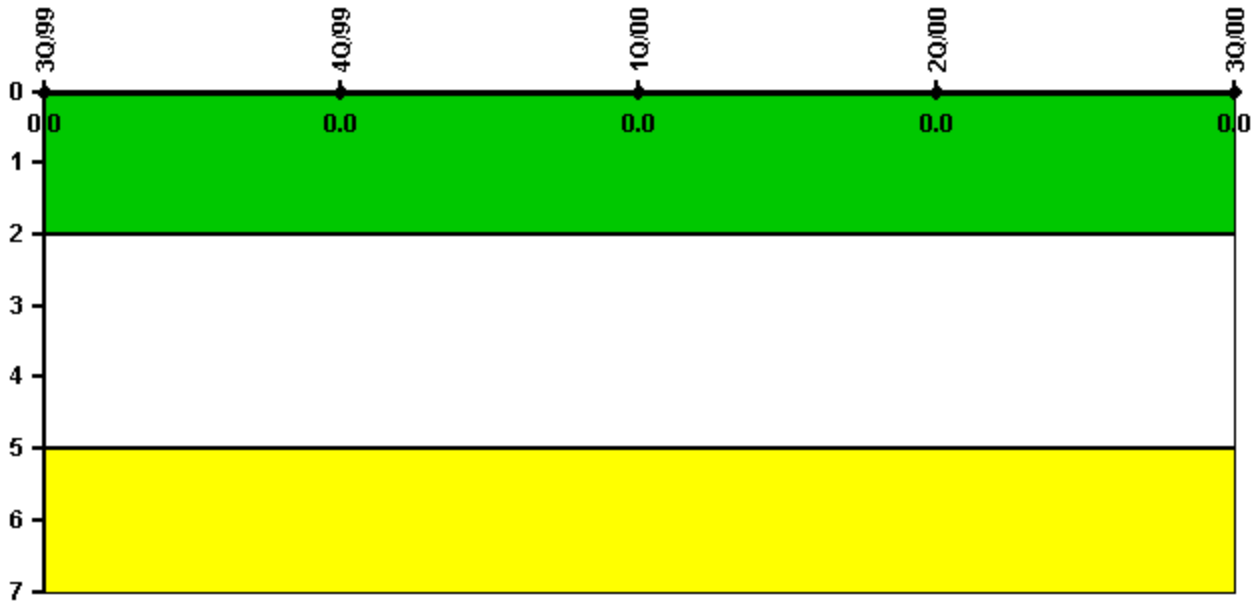
Thresholds: White > 2.0 Yellow > 5.0

Notes

Personnel Screening Program	3Q/99	4Q/99	1Q/00	2Q/00	3Q/00
Program failures	0	0	0	0	0
Indicator value	0	0	0	0	0

Licensee Comments: none

FFD/Personnel Reliability



Thresholds: White > 2.0 Yellow > 5.0

Notes

FFD/Personnel Reliability	3Q/99	4Q/99	1Q/00	2Q/00	3Q/00
Program Failures	0	0	0	0	0
Indicator value	0	0	0	0	0

Licensee Comments: none

[PI Summary](#) | [Inspection Findings Summary](#) | [Reactor Oversight Process](#)

Last Modified: March 29, 2002