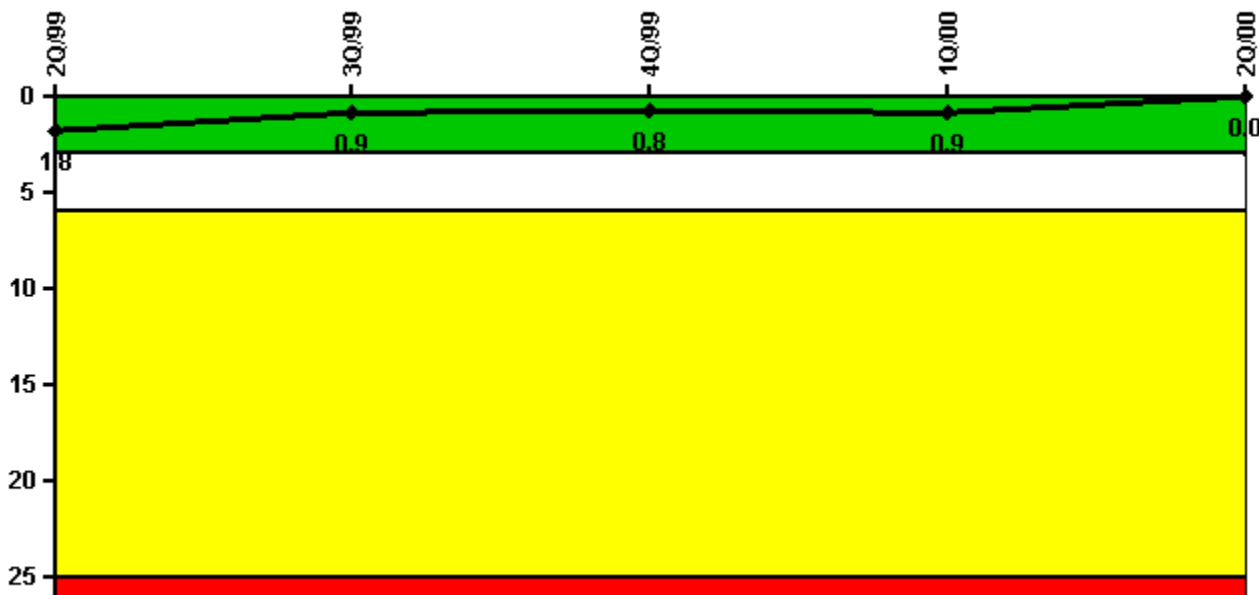


Turkey Point 3

2Q/2000 Performance Indicators

Licensee's General Comments: none

Unplanned Scrams per 7000 Critical Hrs



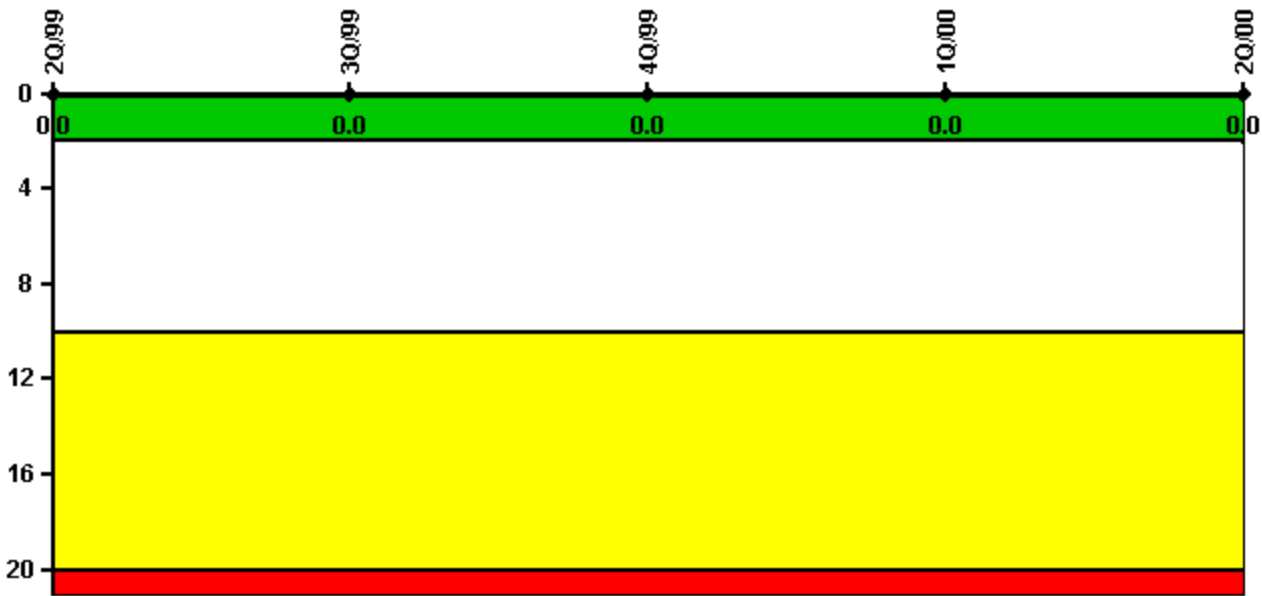
Thresholds: White > 3.0 Yellow > 6.0 Red > 25.0

Notes

Unplanned Scrams per 7000 Critical Hrs	2Q/99	3Q/99	4Q/99	1Q/00	2Q/00
Unplanned scrams	1.0	0	0	0	0
Critical hours	2156.6	2208.0	2182.8	1542.3	2183.0
Indicator value	1.8	0.9	0.8	0.9	0

Licensee Comments: none

Scrams with Loss of Normal Heat Removal



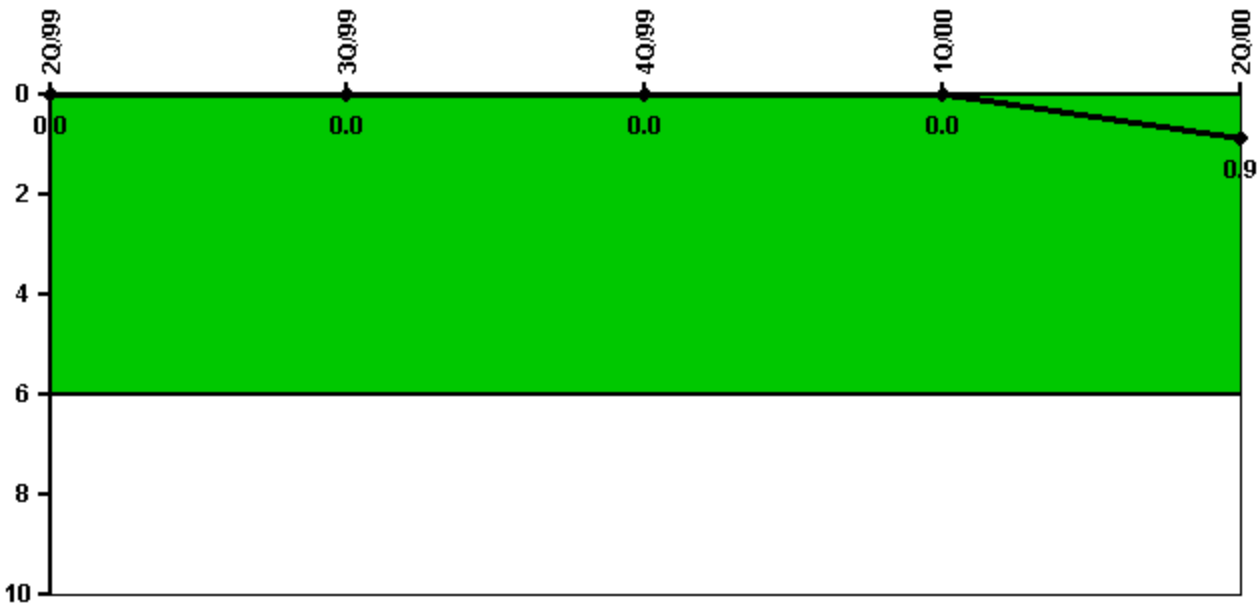
Thresholds: White > 2.0 Yellow > 10.0 Red > 20.0

Notes

Scrams with Loss of Normal Heat Removal	2Q/99	3Q/99	4Q/99	1Q/00	2Q/00
Scrams	0	0	0	0	0
Indicator value	0	0	0	0	0

Licensee Comments: none

Unplanned Power Changes per 7000 Critical Hrs



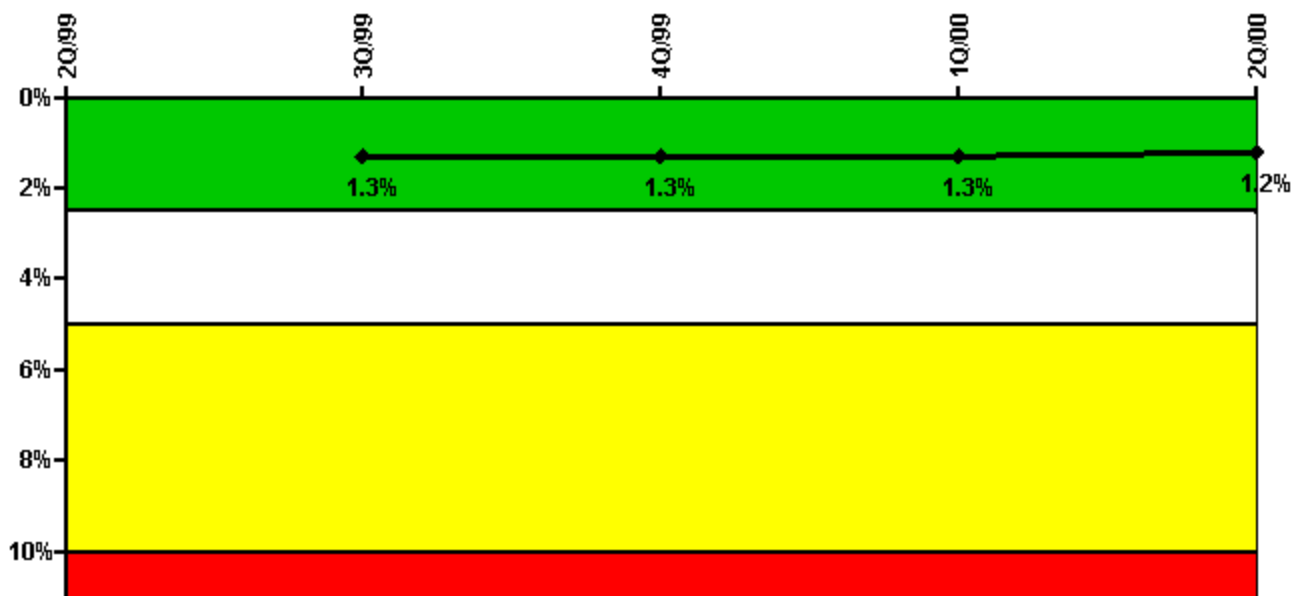
Thresholds: White > 6.0

Notes

Unplanned Power Changes per 7000 Critical Hrs	2Q/99	3Q/99	4Q/99	1Q/00	2Q/00
Unplanned power changes	0	0	0	0	1.0
Critical hours	2156.6	2208.0	2182.8	1542.3	2183.0
Indicator value	0	0	0	0	0.9

Licensee Comments: none

Safety System Unavailability, Emergency AC Power



Thresholds: **White** > 2.5% **Yellow** > 5.0% **Red** > 10.0%

Notes

Safety System Unavailability, Emergency AC Power	2Q/99	3Q/99	4Q/99	1Q/00	2Q/00
Train 1					
Planned unavailable hours	2.50	17.50	0	0	2.50
Unplanned unavailable hours	0	0	0	17.00	0
Fault exposure hours	0	0	0	0	0
Effective Reset hours	0	0	0	0	0
Required hours	2183.00	2208.00	2209.00	1894.00	2183.00
Train 2					
Planned unavailable hours	0	14.40	19.80	0	3.60
Unplanned unavailable hours	0	0	0	0	0
Fault exposure hours	0	0	0	0	0
Effective Reset hours	0	0	0	0	0
Required hours	2183.00	2208.00	2209.00	1894.00	2183.00
Indicator value		1.3%	1.3%	1.3%	1.2%

Licensee Comments:

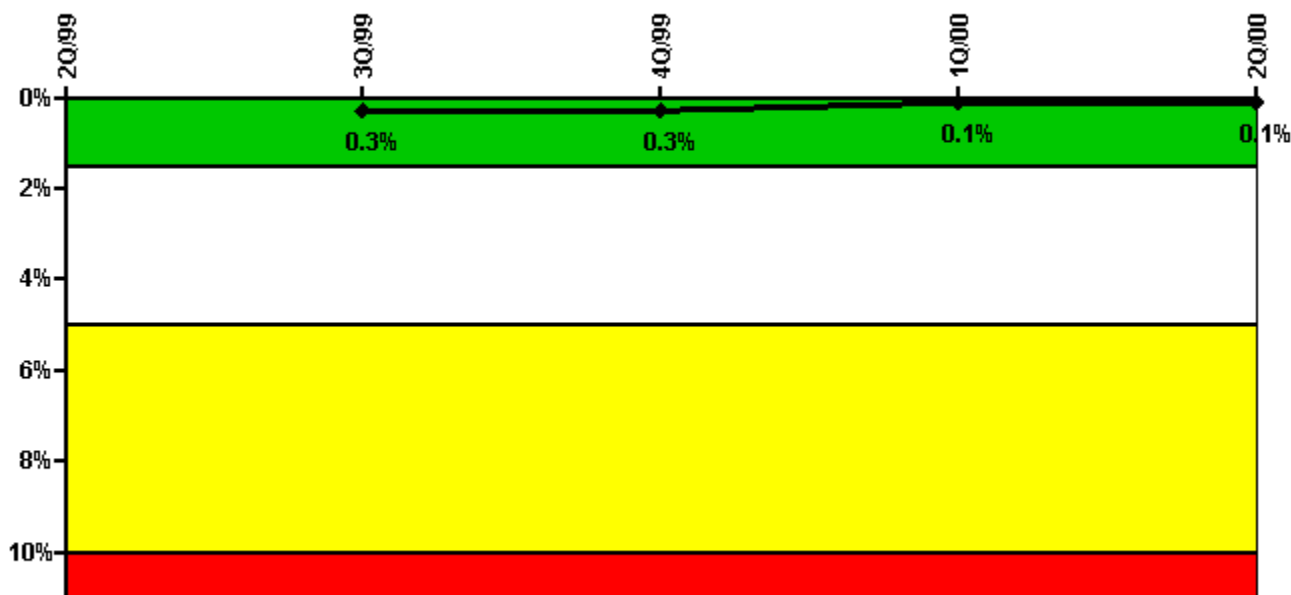
2Q/00: Data for 4Q1998 revised to include EAC fault exposure hours due to a 3A EDG radiator leak. Data from 4Q1998 to present is affected. The indicator color remains green.

1Q/00: Planned unavailability hours changed per FAQ 258

4Q/99: Planned unavailability hours changed per FAQ 258

4Q/98: This data is being revised to include EAC fault exposure hours due to a 3A emergency diesel generator radiator leak. Data from 4Q1998 to present is affected. The indicator color remains green.

Safety System Unavailability, High Pressure Injection System (HPSI)



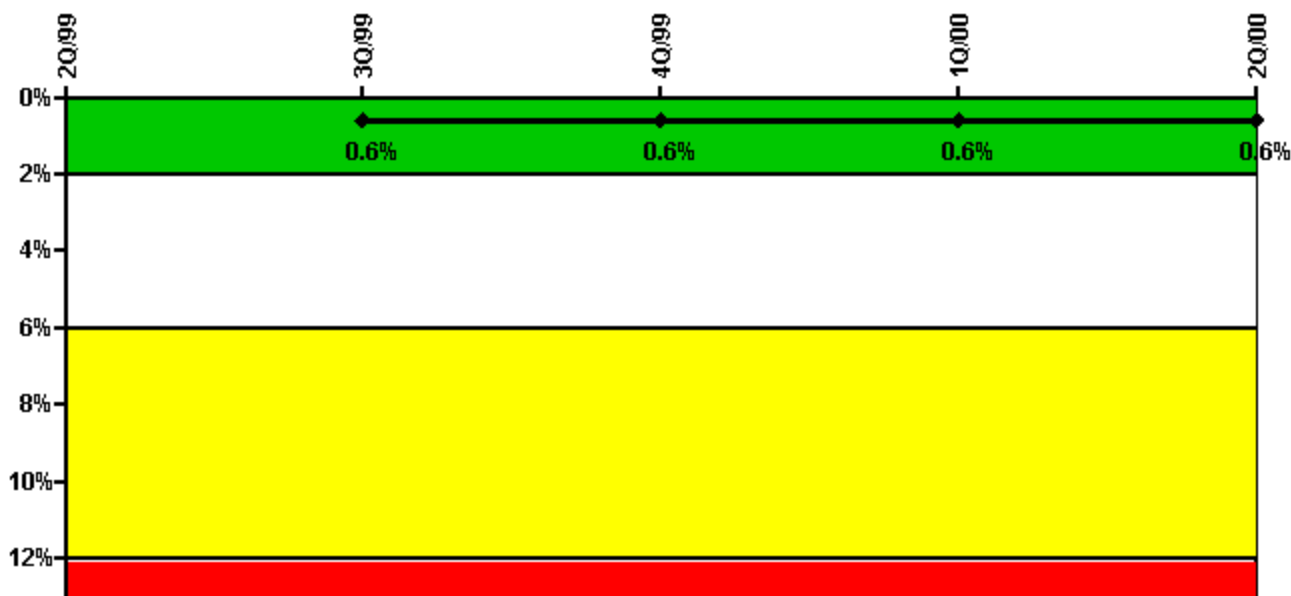
Thresholds: White > 1.5% Yellow > 5.0% Red > 10.0%

Notes

Safety System Unavailability, High Pressure Injection System (HPSI)	2Q/99	3Q/99	4Q/99	1Q/00	2Q/00
Train 1					
Planned unavailable hours	1.20	1.00	1.40	1.30	0
Unplanned unavailable hours	0	0	0	0	0
Fault exposure hours	0	0	0	0	0
Effective Reset hours	0	0	0	0	0
Required hours	2183.00	2208.00	2209.00	1581.40	2183.00
Train 2					
Planned unavailable hours	1.30	0.80	1.00	1.30	0
Unplanned unavailable hours	0	0	0	0	0
Fault exposure hours	0	0	0	0	0
Effective Reset hours	0	0	0	0	0
Required hours	2183.00	2208.00	2209.00	1581.40	2183.00
Indicator value		0.3%	0.3%	0.1%	0.1%

Licensee Comments: none

Safety System Unavailability, Heat Removal System (AFW)



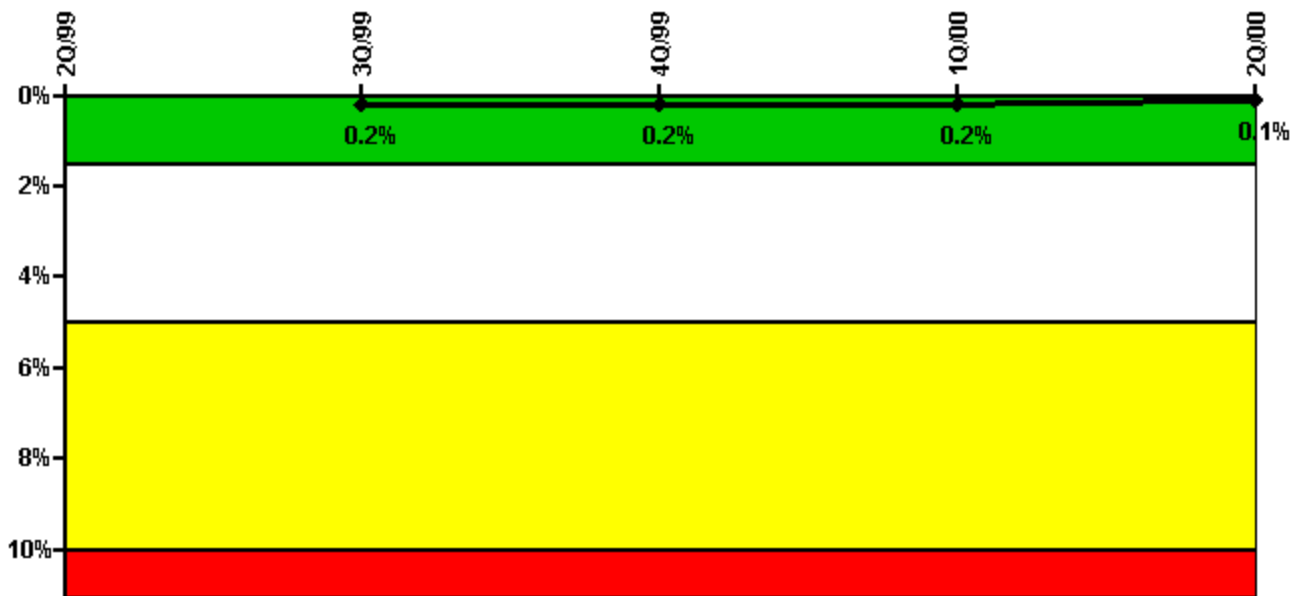
Thresholds: White > 2.0% Yellow > 6.0% Red > 12.0%

Notes

Safety System Unavailability, Heat Removal System (AFW)	2Q/99	3Q/99	4Q/99	1Q/00	2Q/00
Train 1					
Planned unavailable hours	0	13.85	0.50	19.20	5.60
Unplanned unavailable hours	0	0.25	0	0	10.40
Fault exposure hours	0	0	0	0	0
Effective Reset hours	0	0	0	0	0
Required hours	2183.00	2208.00	2209.00	1581.40	2183.00
Train 2					
Planned unavailable hours	0	12.47	0.53	12.20	0
Unplanned unavailable hours	0	5.53	0	12.25	10.90
Fault exposure hours	0	0	0	0.25	0
Effective Reset hours	0	0	0	0	0
Required hours	2183.00	2208.00	2209.00	1581.40	2183.00
Indicator value		0.6%	0.6%	0.6%	0.6%

Licensee Comments: none

Safety System Unavailability, Residual Heat Removal System



Thresholds: White > 1.5% Yellow > 5.0% Red > 10.0%

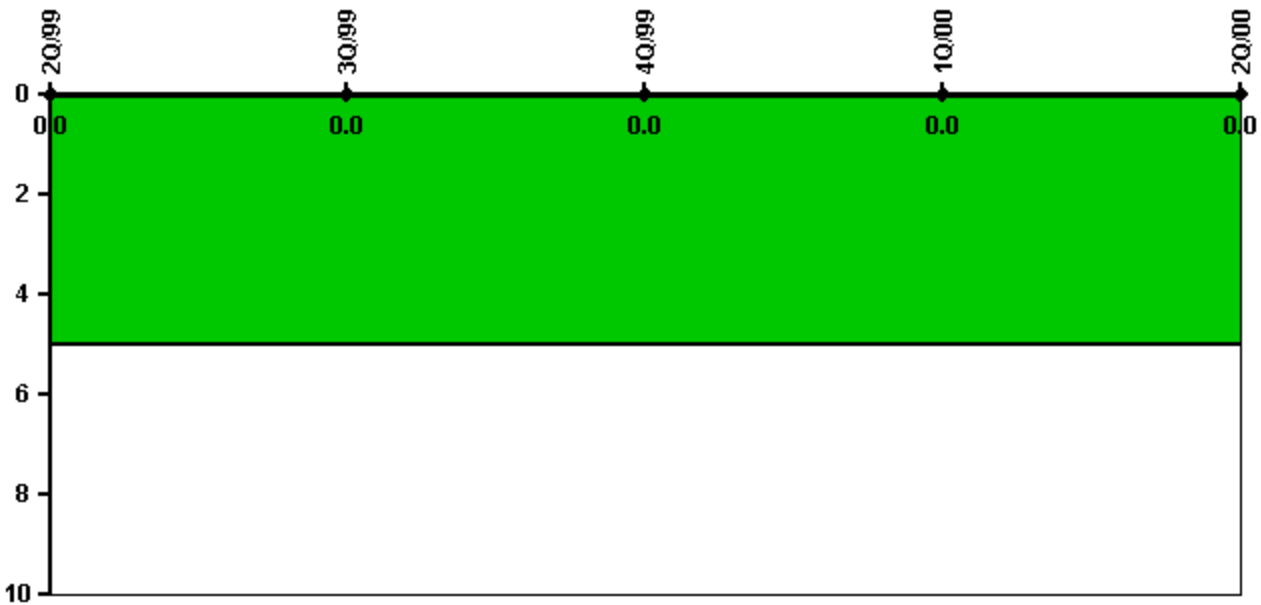
Notes

Safety System Unavailability, Residual Heat Removal System	2Q/99	3Q/99	4Q/99	1Q/00	2Q/00
Train 1					
Planned unavailable hours	0.50	0.60	0.50	0.50	15.00
Unplanned unavailable hours	0	0	0	0	0
Fault exposure hours	0	0	0	0	0
Effective Reset hours	0	0	0	0	0
Required hours	2183.00	2208.00	2209.00	1932.40	2183.00
Train 2					
Planned unavailable hours	0.60	0.60	5.50	0.50	0.40
Unplanned unavailable hours	0	0	0	0	0
Fault exposure hours	0	0	0	0	0
Effective Reset hours	0	0	0	0	0
Required hours	2183.00	2208.00	2209.00	1932.40	2183.00
Indicator value		0.2%	0.2%	0.2%	0.1%

Licensee Comments:

1Q/00: Hours train required for service corrected to show full quarter data

Safety System Functional Failures (PWR)



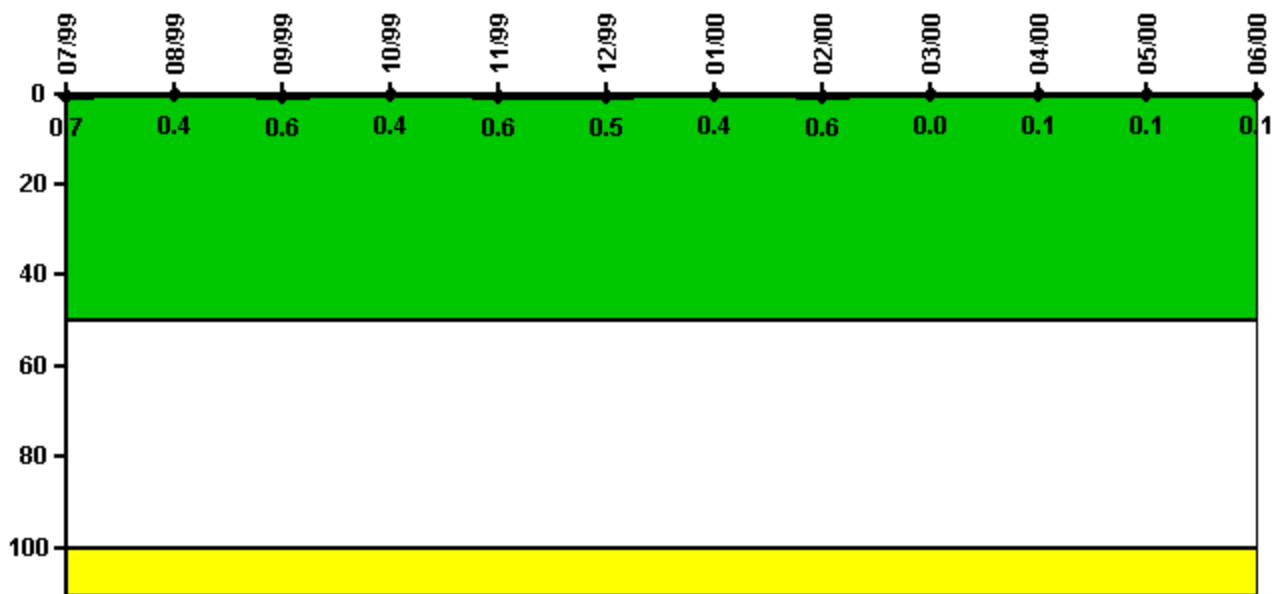
Thresholds: White > 5.0

Notes

Safety System Functional Failures (PWR)	2Q/99	3Q/99	4Q/99	1Q/00	2Q/00
Safety System Functional Failures	0	0	0	0	0
Indicator value	0	0	0	0	0

Licensee Comments: none

Reactor Coolant System Activity



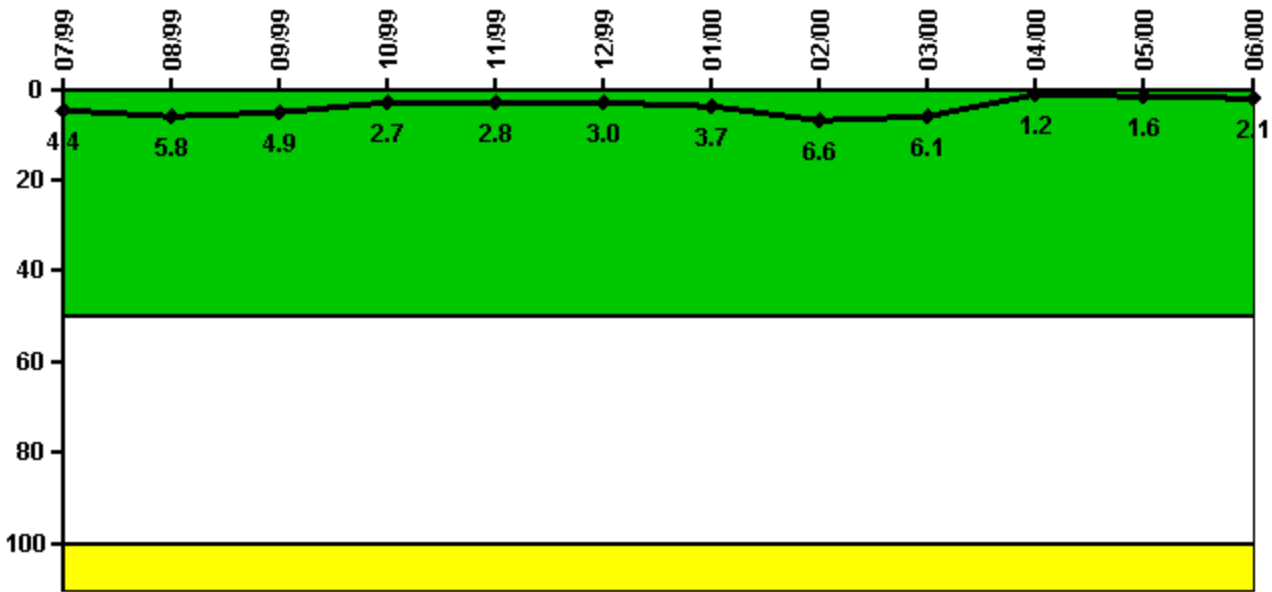
Thresholds: White > 50.0 Yellow > 100.0

Notes

Reactor Coolant System Activity	7/99	8/99	9/99	10/99	11/99	12/99	1/00	2/00	3/00	4/00	5/00	6/00
Maximum activity	0.007120	0.004230	0.006080	0.004400	0.006450	0.005160	0.003800	0.006490	0.000448	0.000987	0.000968	0.001060
Technical specification limit	1.0	1.0	1.0	1.0	1.0	1.0	1.0	1.0	1.0	1.0	1.0	1.0
Indicator value	0.7	0.4	0.6	0.4	0.6	0.5	0.4	0.6	0	0.1	0.1	0.1

Licensee Comments: none

Reactor Coolant System Leakage



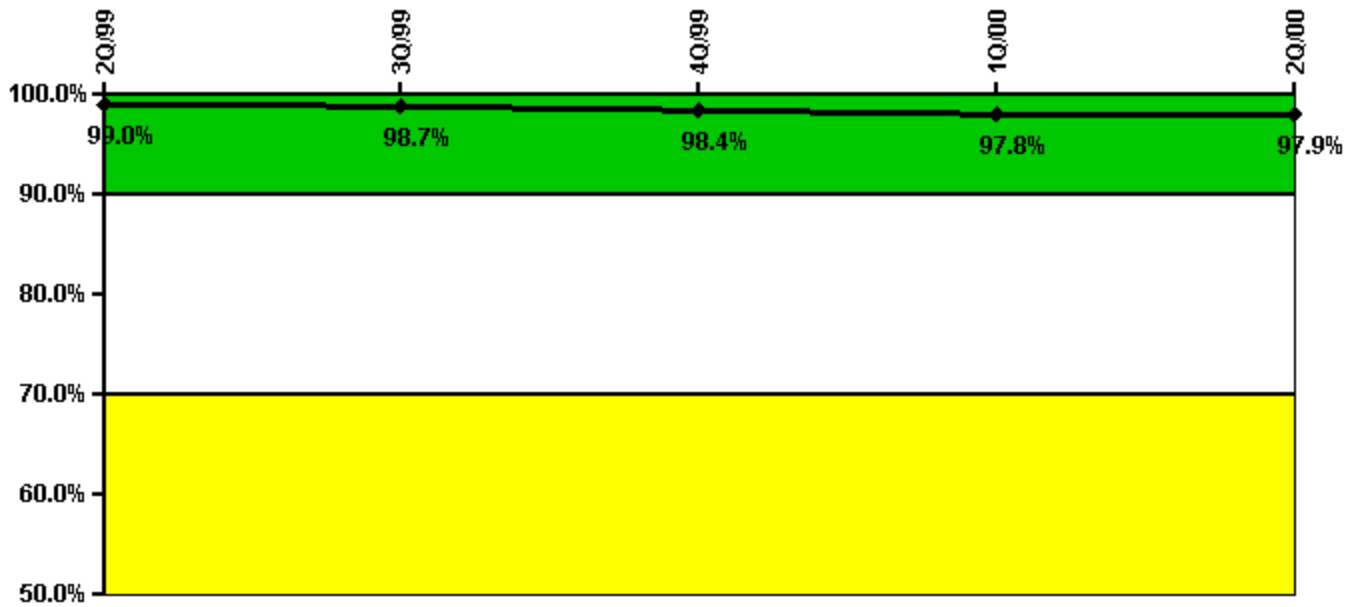
Thresholds: White > 50.0 Yellow > 100.0

Notes

Reactor Coolant System Leakage	7/99	8/99	9/99	10/99	11/99	12/99	1/00	2/00	3/00	4/00	5/00	6/00
Maximum leakage	0.440	0.580	0.490	0.270	0.280	0.300	0.370	0.660	0.610	0.120	0.160	0.210
Technical specification limit	10.0	10.0	10.0	10.0	10.0	10.0	10.0	10.0	10.0	10.0	10.0	10.0
Indicator value	4.4	5.8	4.9	2.7	2.8	3.0	3.7	6.6	6.1	1.2	1.6	2.1

Licensee Comments: none

Drill/Exercise Performance



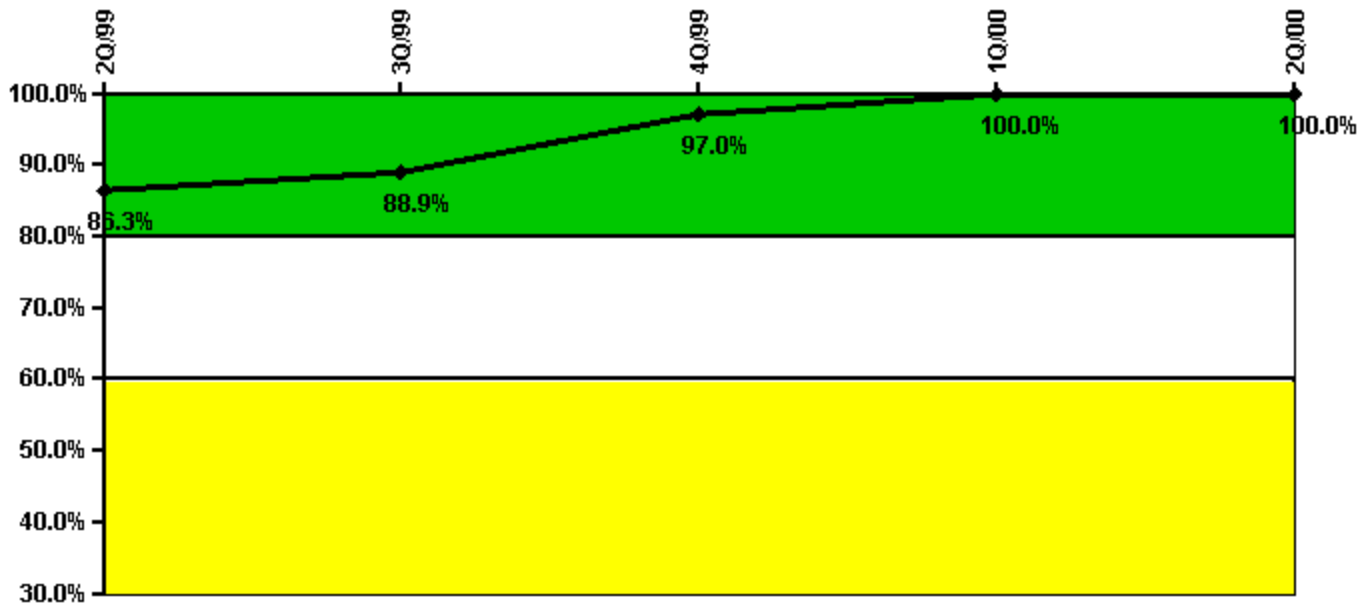
Thresholds: White < 90.0% Yellow < 70.0%

Notes

Drill/Exercise Performance	2Q/99	3Q/99	4Q/99	1Q/00	2Q/00
Successful opportunities	100.0	141.0	104.0	58.0	58.0
Total opportunities	100.0	144.0	106.0	63.0	58.0
Indicator value	99.0%	98.7%	98.4%	97.8%	97.9%

Licensee Comments: none

ERO Drill Participation



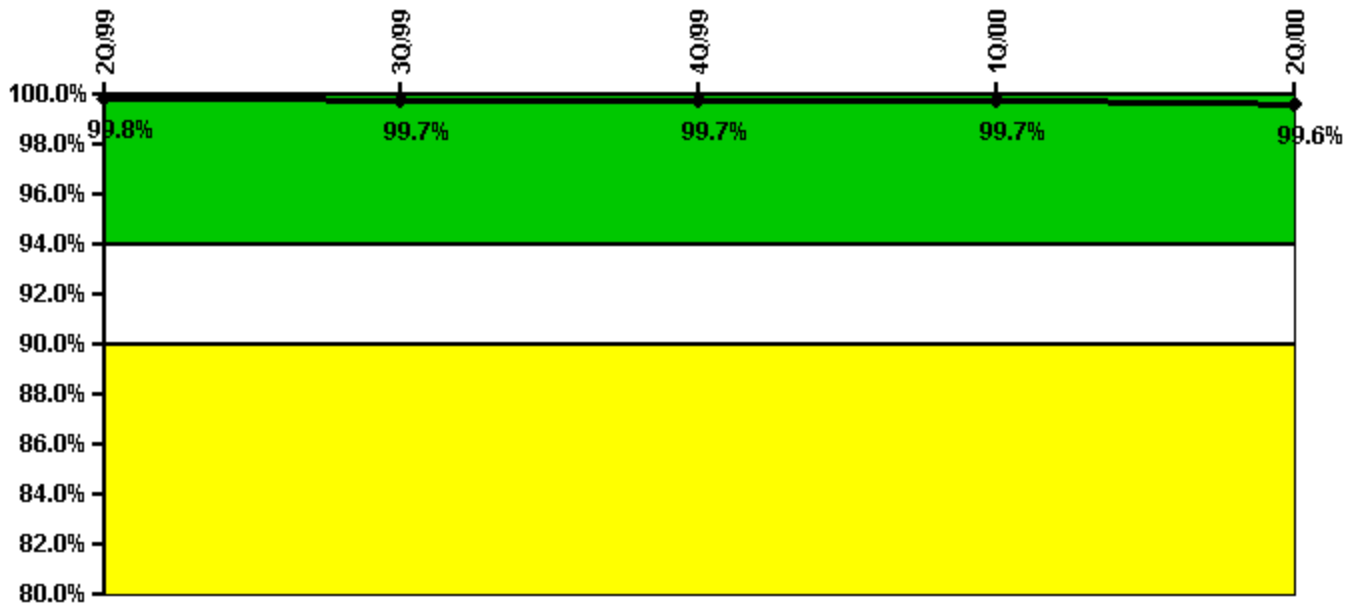
Thresholds: White < 80.0% Yellow < 60.0%

Notes

ERO Drill Participation	2Q/99	3Q/99	4Q/99	1Q/00	2Q/00
Participating Key personnel	88.0	72.0	64.0	70.0	70.0
Total Key personnel	102.0	81.0	66.0	70.0	70.0
Indicator value	86.3%	88.9%	97.0%	100.0%	100.0%

Licensee Comments: none

Alert & Notification System



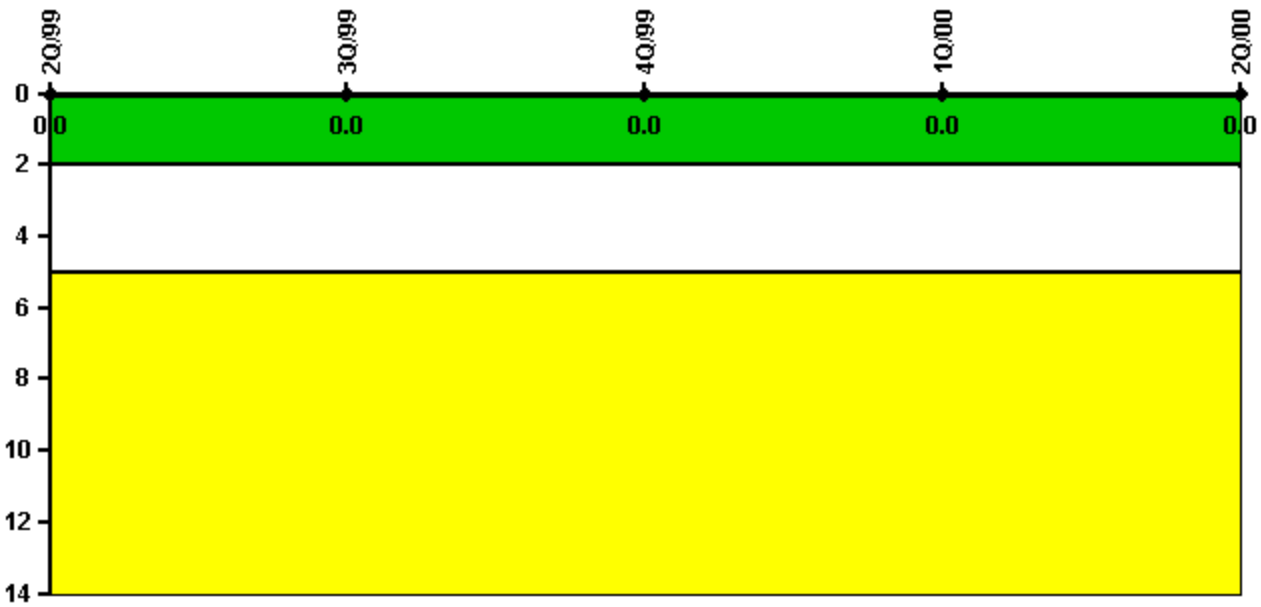
Thresholds: White < 94.0% Yellow < 90.0%

Notes

Alert & Notification System	2Q/99	3Q/99	4Q/99	1Q/00	2Q/00
Successful siren-tests	282	468	328	328	327
Total sirens-tests	282	470	329	329	329
Indicator value	99.8%	99.7%	99.7%	99.7%	99.6%

Licensee Comments: none

Occupational Exposure Control Effectiveness



Thresholds: White > 2.0 Yellow > 5.0

Notes

Occupational Exposure Control Effectiveness	2Q/99	3Q/99	4Q/99	1Q/00	2Q/00
High radiation area occurrences	0	0	0	0	0
Very high radiation area occurrences	0	0	0	0	0
Unintended exposure occurrences	0	0	0	0	0
Indicator value	0	0	0	0	0

Licensee Comments: none

RETS/ODCM Radiological Effluent



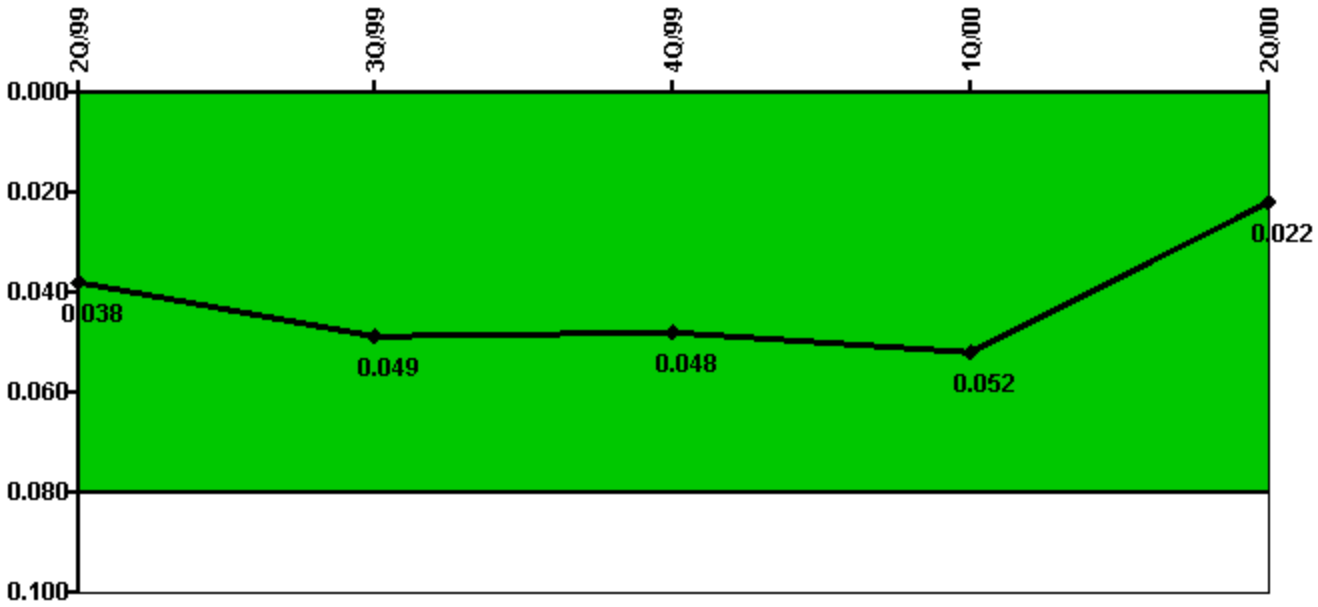
Thresholds: White > 1.0 Yellow > 3.0

Notes

RETS/ODCM Radiological Effluent	2Q/99	3Q/99	4Q/99	1Q/00	2Q/00
RETS/ODCM occurrences	0	0	0	0	0
Indicator value	0	0	0	0	0

Licensee Comments: none

Protected Area Security Performance Index



Thresholds: White > 0.080


Notes

Protected Area Security Performance Index	2Q/99	3Q/99	4Q/99	1Q/00	2Q/00
IDS compensatory hours	1066.80	465.90	90.40	169.50	34.20
CCTV compensatory hours	0	0	0	0	0
IDS normalization factor	1.95	1.95	1.95	1.95	1.95
CCTV normalization factor	2.2	2.2	2.2	2.2	2.2
Index Value	0.038	0.049	0.048	0.052	0.022

Licensee Comments:

2Q/00: IDS hours revised to reflect first officer posted

Personnel Screening Program



Thresholds: White > 2.0 Yellow > 5.0

Notes

Personnel Screening Program	2Q/99	3Q/99	4Q/99	1Q/00	2Q/00
Program failures	0	0	0	0	0
Indicator value	0	0	0	0	0

Licensee Comments: none

FFD/Personnel Reliability



Thresholds: White > 2.0 Yellow > 5.0

Notes

FFD/Personnel Reliability	2Q/99	3Q/99	4Q/99	1Q/00	2Q/00
Program Failures	0	0	0	0	0
Indicator value	0	0	0	0	0

Licensee Comments: none

▲ [PI Summary](#) | [Inspection Findings Summary](#) | [Reactor Oversight Process](#)

Last Modified: April 1, 2002