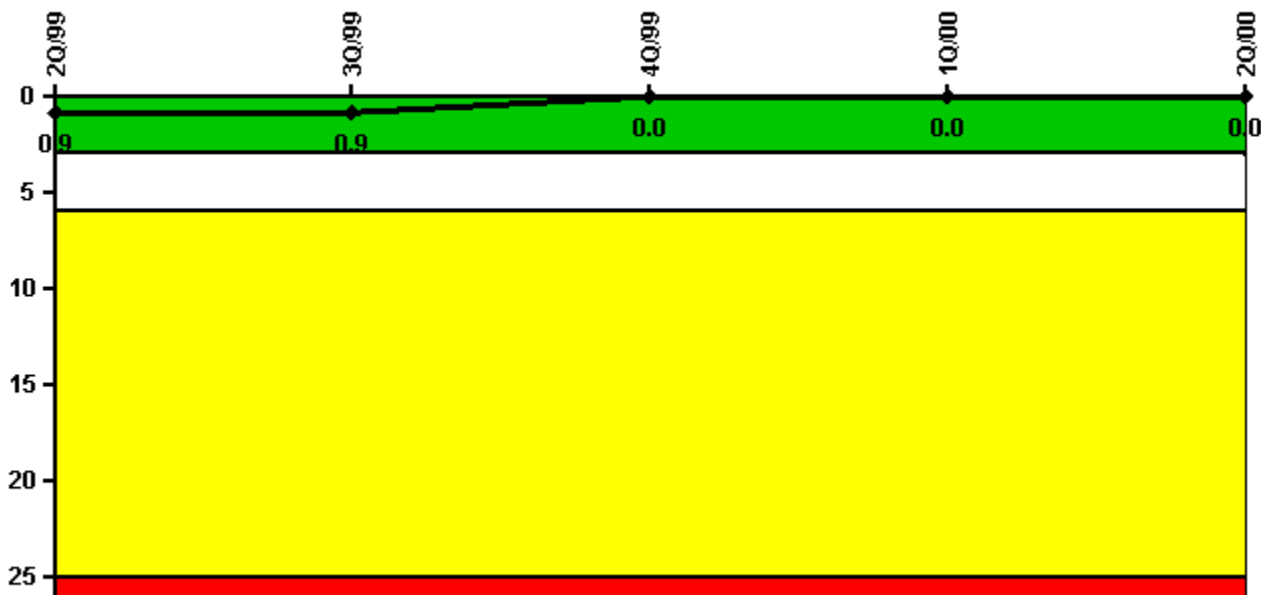


Palo Verde 3

2Q/2000 Performance Indicators

Licensee's General Comments: none

Unplanned Scrams per 7000 Critical Hrs



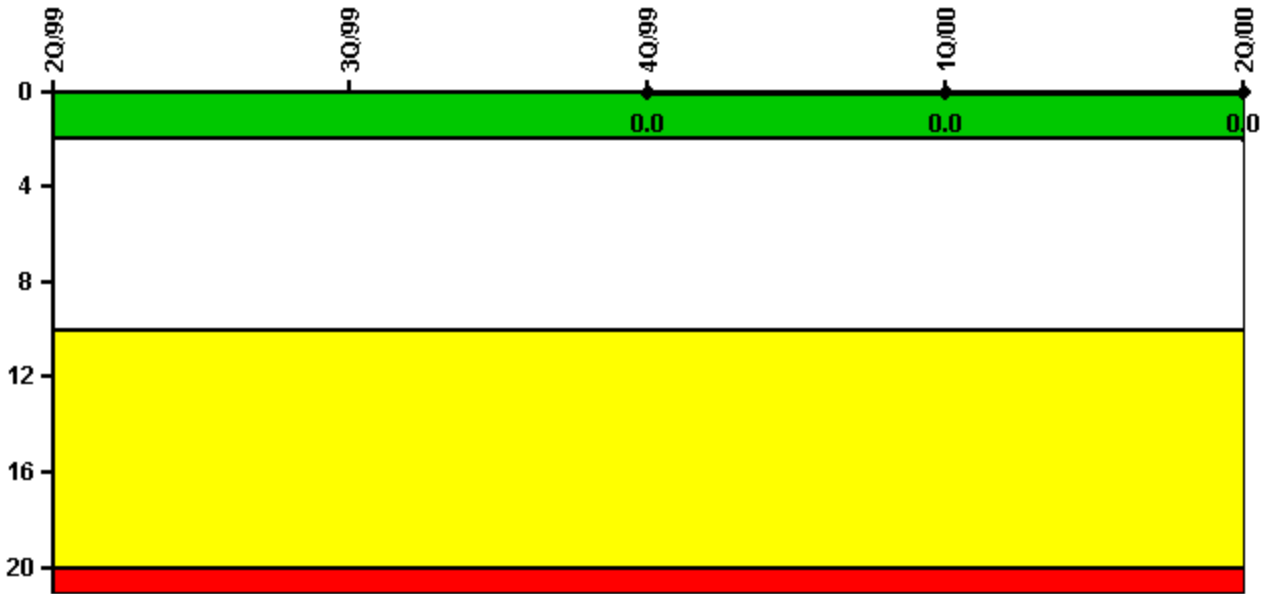
Thresholds: White > 3.0 Yellow > 6.0 Red > 25.0

Notes

Unplanned Scrams per 7000 Critical Hrs	2Q/99	3Q/99	4Q/99	1Q/00	2Q/00
Unplanned scrams	0	0	0	0	0
Critical hours	2184.0	2208.0	2208.0	2184.0	1461.5
Indicator value	0.9	0.9	0	0	0

Licensee Comments: none

Scrams with Loss of Normal Heat Removal



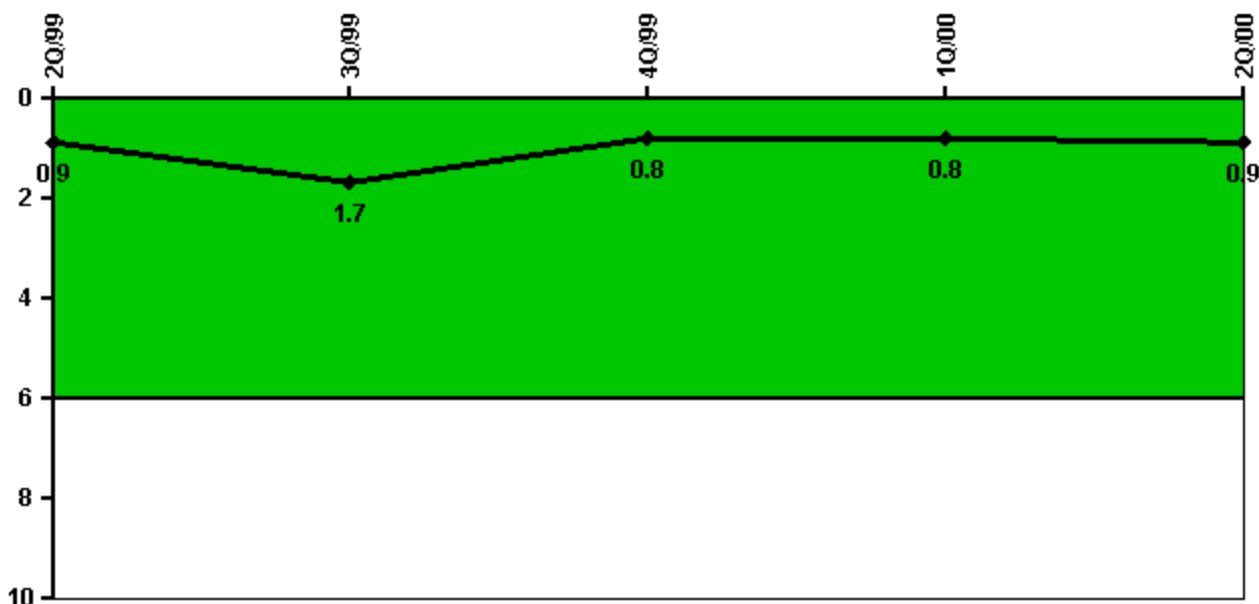
Thresholds: White > 2.0 Yellow > 10.0 Red > 20.0

Notes

Scrams with Loss of Normal Heat Removal	2Q/99	3Q/99	4Q/99	1Q/00	2Q/00
Scrams	0	0	0	0	0
Indicator value			0	0	0

Licensee Comments: none

Unplanned Power Changes per 7000 Critical Hrs



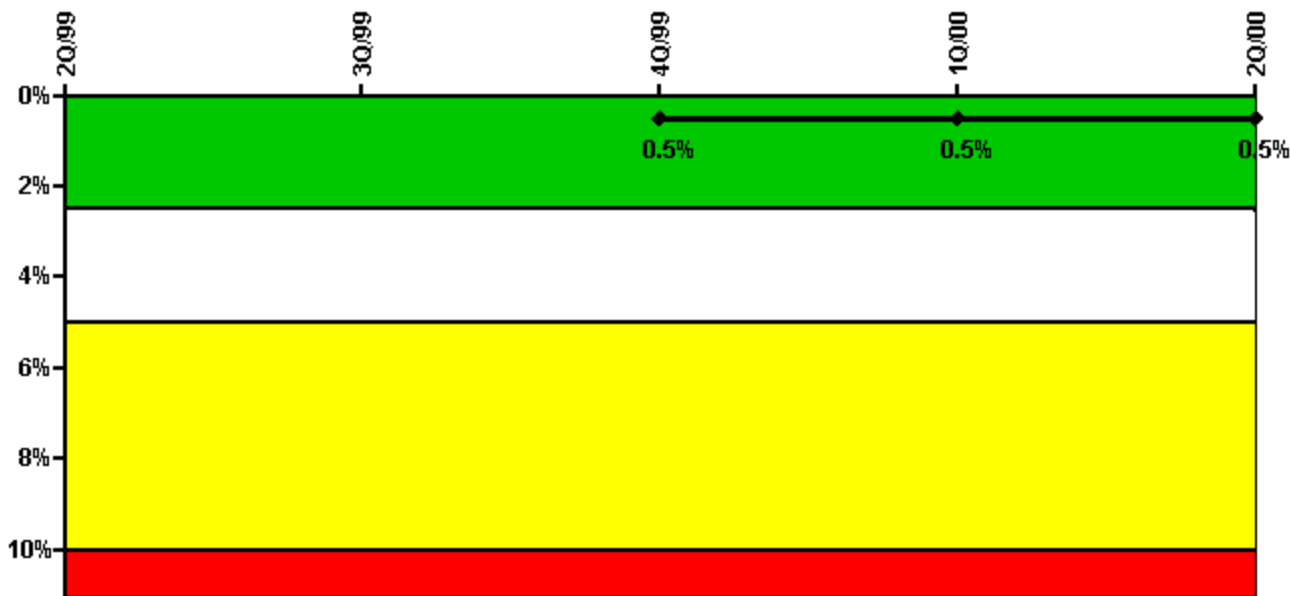
Thresholds: White > 6.0

Notes

Unplanned Power Changes per 7000 Critical Hrs	2Q/99	3Q/99	4Q/99	1Q/00	2Q/00
Unplanned power changes	0	1.0	0	0	0
Critical hours	2184.0	2208.0	2208.0	2184.0	1461.5
Indicator value	0.9	1.7	0.8	0.8	0.9

Licensee Comments: none

Safety System Unavailability, Emergency AC Power



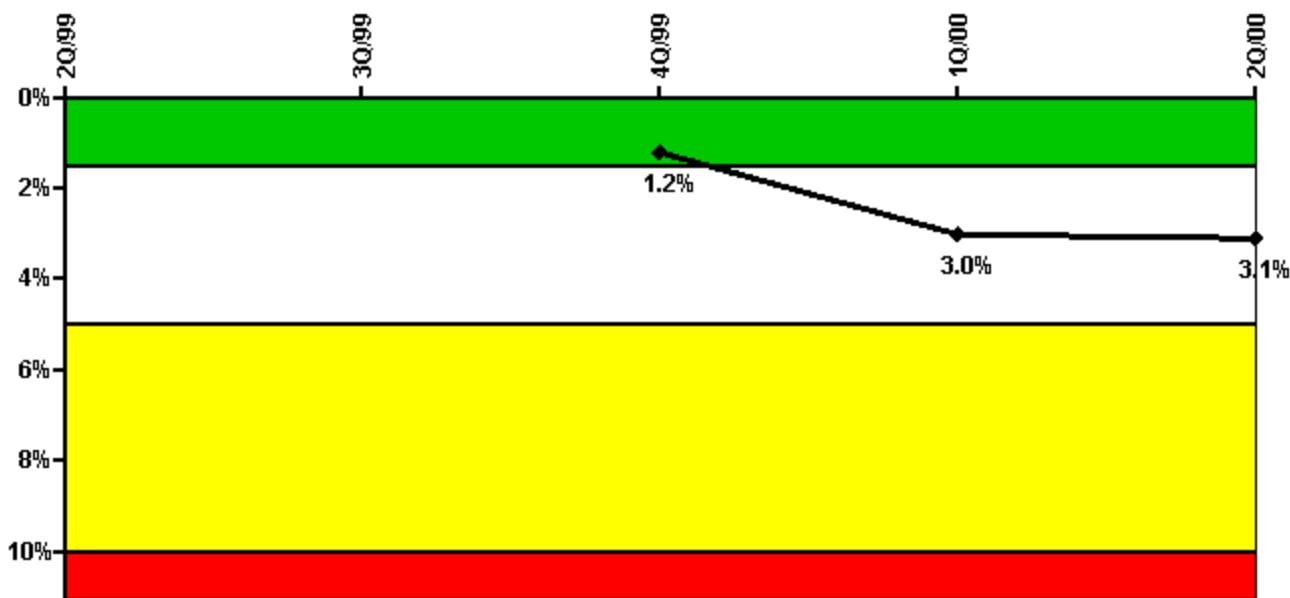
Thresholds: White > 2.5% Yellow > 5.0% Red > 10.0%

Notes

Safety System Unavailability, Emergency AC Power	2Q/99	3Q/99	4Q/99	1Q/00	2Q/00
Train 1					
Planned unavailable hours	13.53	12.03	0	0	0.35
Unplanned unavailable hours	26.32	0	2.22	0	0
Fault exposure hours	0	0	0	0	0
Effective Reset hours	0	0	0	0	0
Required hours	2184.00	2208.00	2208.00	2184.00	2184.00
Train 2					
Planned unavailable hours	0	18.17	0	13.72	15.08
Unplanned unavailable hours	0	0	0	1.01	0
Fault exposure hours	0	0	0	0	0
Effective Reset hours	0	0	0	0	0
Required hours	2184.00	2208.00	2208.00	2184.00	2184.00
Indicator value			0.5%	0.5%	0.5%

Licensee Comments: none

Safety System Unavailability, High Pressure Injection System (HPSI)



Thresholds: White > 1.5% Yellow > 5.0% Red > 10.0%

Notes

Safety System Unavailability, High Pressure Injection System (HPSI)	2Q/99	3Q/99	4Q/99	1Q/00	2Q/00
Train 1					
Planned unavailable hours	15.34	9.59	2.30	10.25	3.40
Unplanned unavailable hours	16.25	3.48	0	0	0
Fault exposure hours	0	0	0	0	0
Effective Reset hours	0	0	0	0	0
Required hours	2184.00	2208.00	2208.00	2184.00	1461.50
Train 2					
Planned unavailable hours	2.72	20.76	34.83	9.22	21.47
Unplanned unavailable hours	0	0	0	11.47	0
Fault exposure hours	0	0	0	984.14	0
Effective Reset hours	0	0	0	0	0
Required hours	2184.00	2208.00	2208.00	2184.00	1461.50
Indicator value			1.2%	3.0%	3.1%

Licensee Comments:

1Q/00: The Performance Indicator crossed the green / white threshold on fault exposure hours as a result of a failed quarterly surveillance test on a single HPSI injection valve in Train 2.

1Q/00: Fault exposure on HPSI Train 2 removed in accordance with the provisions of NEI 99-02.

Effective Reset Comments:

1Q/98: Previously reset hours were reset under the new process.

Safety System Unavailability, Heat Removal System (AFW)



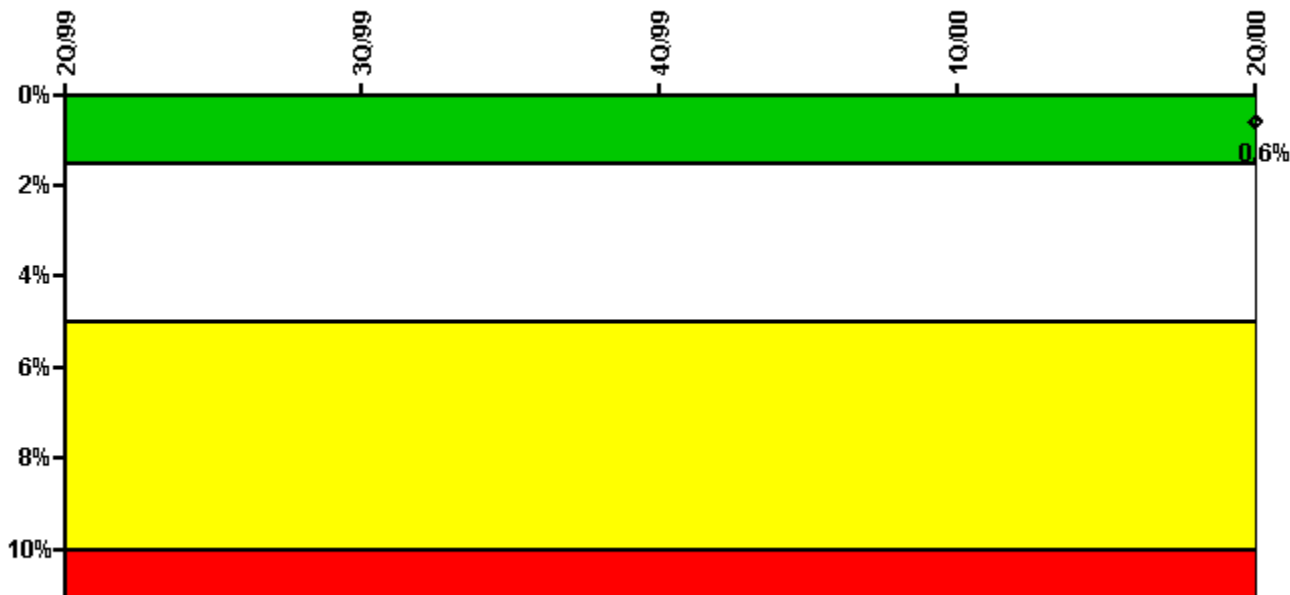
Thresholds: White > 2.0% Yellow > 6.0% Red > 12.0%

Notes

Safety System Unavailability, Heat Removal System (AFW)	2Q/99	3Q/99	4Q/99	1Q/00	2Q/00
Train 1					
Planned unavailable hours	14.92	8.16	0.65	4.02	1.27
Unplanned unavailable hours	4.00	3.48	0	0	0
Fault exposure hours	0	0	0	0	0
Effective Reset hours	0	0	0	0	0
Required hours	2184.00	2208.00	2208.00	2184.00	1461.50
Train 2					
Planned unavailable hours	0	11.96	1.93	6.86	9.78
Unplanned unavailable hours	0	0	0	0	0
Fault exposure hours	0	0	0	0	0
Effective Reset hours	0	0	0	0	0
Required hours	2184.00	2208.00	2208.00	2184.00	1461.50
Train 3					
Planned unavailable hours	0	16.97	0.62	0.05	0
Unplanned unavailable hours	0	0	0	0	0
Fault exposure hours	0	0	0	0	0
Effective Reset hours	0	0	0	0	0
Required hours	2184.00	2208.00	2208.00	2184.00	1461.50
Indicator value			0.7%	0.6%	0.5%

Licensee Comments: none

Safety System Unavailability, Residual Heat Removal System



Thresholds: White > 1.5% Yellow > 5.0% Red > 10.0%

Notes

Safety System Unavailability, Residual Heat Removal System	2Q/99	3Q/99	4Q/99	1Q/00	2Q/00
Train 1					
Planned unavailable hours	29.47	15.53	13.05	19.84	6.32
Unplanned unavailable hours	0	3.48	0	0	0
Fault exposure hours	0	0	0	0	0
Effective Reset hours	0	0	0	0	0
Required hours	2184.00	2208.00	2208.00	2184.00	1516.87
Train 2					
Planned unavailable hours	3.59	12.81	46.62	19.97	18.05
Unplanned unavailable hours	0.02	0	0	0	0
Fault exposure hours	0	0	0	0	0
Effective Reset hours	0	0	0	0	0
Required hours	2184.00	2208.00	2208.00	2184.00	1516.87
Train 3					
Planned unavailable hours	0	0	0	0	0
Unplanned unavailable hours	0	0	0	0	0
Fault exposure hours	0	0	0	0	0
Effective Reset hours	0	0	0	0	0
Required hours	0	0	0	0	335.80
Train 4					
Planned unavailable hours	0	0	0	0	0
Unplanned unavailable hours	0	0	0	0	0
Fault exposure hours	0	0	0	0	0
Effective Reset hours	0	0	0	0	0
Required hours	0	0	0	0	294.12

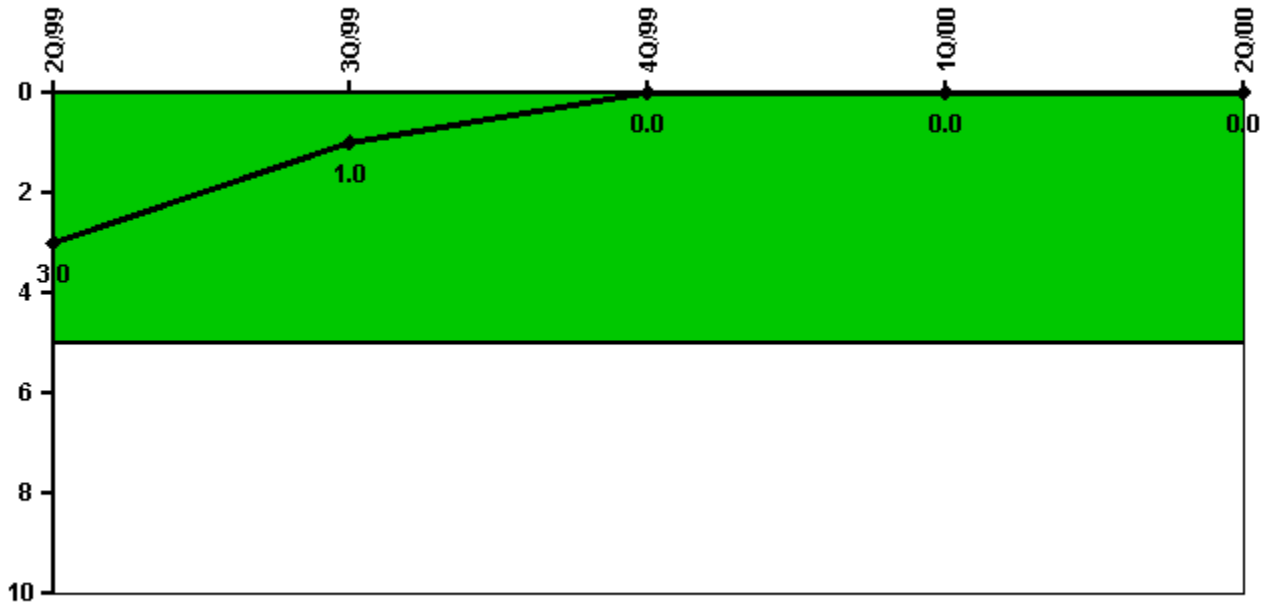
Indicator value						0.6%
-----------------	--	--	--	--	--	------

Licensee Comments:

1Q/00: Data has been revised for the RHR PI in Quarters 3Q97 through 1Q00 to reflect the methodology specified by FAQ 172. The FAQ 172 methodology essentially split 2 trains of RHR, which were considered required for service at all times, into 4 MODE dependent RHR trains. No thresholds were crossed as a result of the changes. In accordance with the provisions of FAQ 172, Palo Verde collected actual unavailability and required hours for the historical period. In addition to the data revisions in 3Q97 through 1Q00, the RHR comment fields for 1Q97 and 2Q97 have been cleared.

1Q/00: Data has been revised for the RHR PI in Quarters 3Q97 through 1Q00 to reflect the methodology specified by FAQ 172. The FAQ 172 methodology essentially split 2 trains of RHR, which were considered required for service at all times, into 4 MODE dependent RHR trains. No thresholds were crossed as a result of the changes. In accordance with the provisions of FAQ 172, Palo Verde collected actual unavailability and required hours for the historical period. In addition to the data revisions in 3Q97 through 1Q00, the RHR comment fields for 1Q97 and 2Q97 have been cleared.

Safety System Functional Failures (PWR)



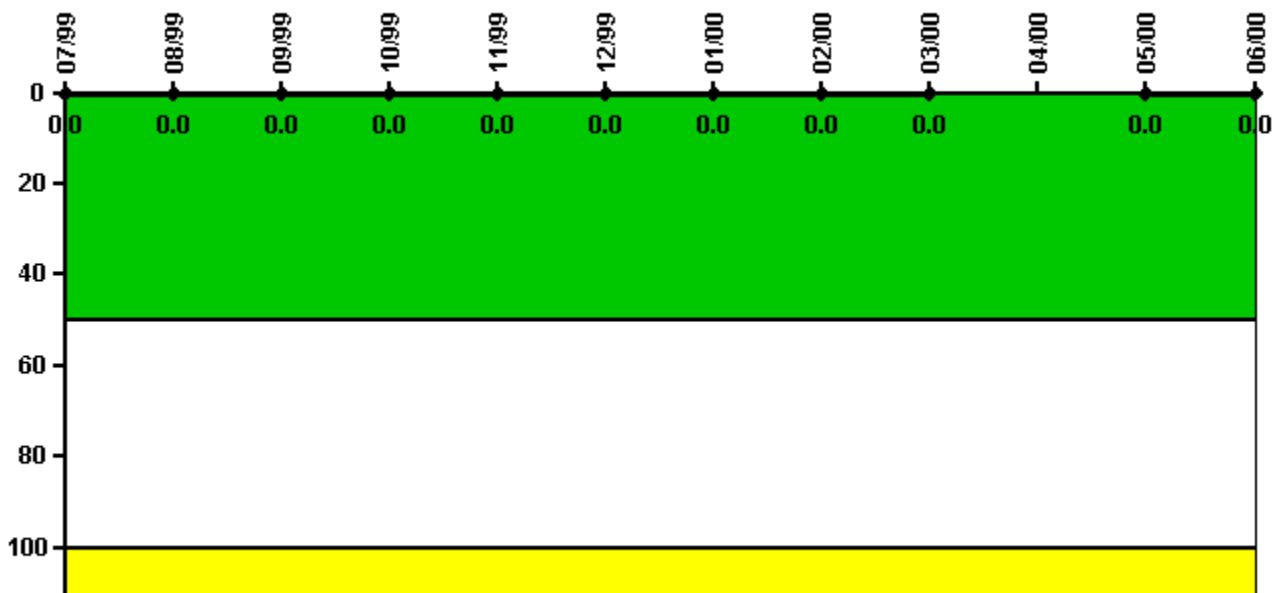
Thresholds: White > 5.0

Notes

Safety System Functional Failures (PWR)	2Q/99	3Q/99	4Q/99	1Q/00	2Q/00
Safety System Functional Failures	0	0	0	0	0
Indicator value	3	1	0	0	0

Licensee Comments: none

Reactor Coolant System Activity



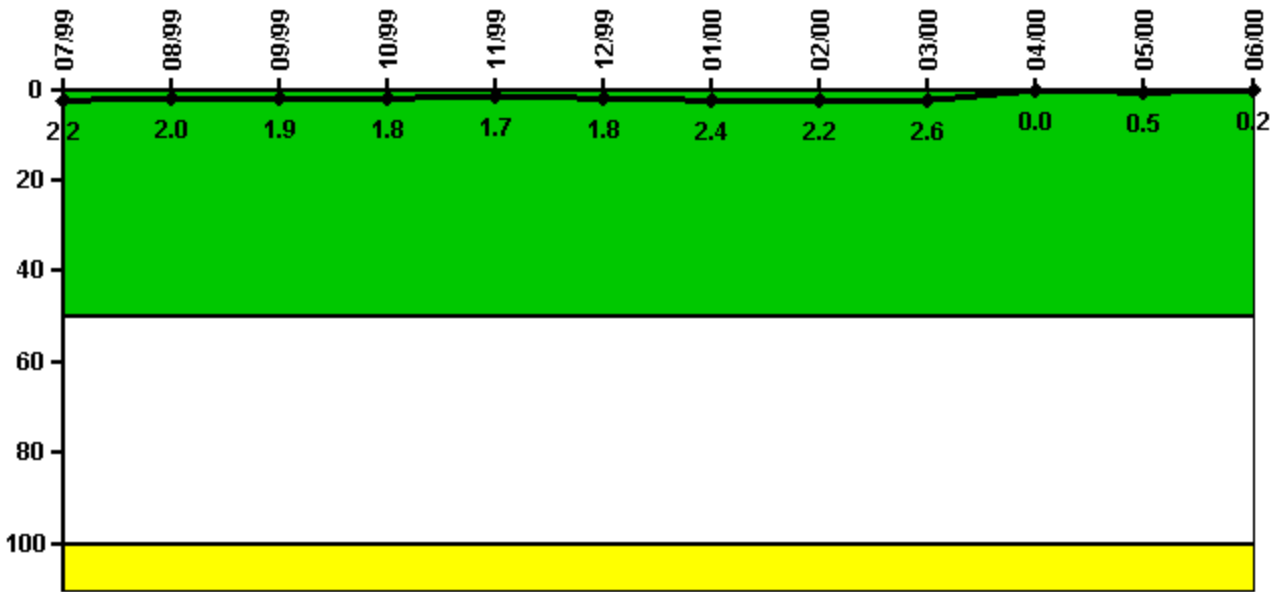
Thresholds: White > 50.0 Yellow > 100.0

Notes

Reactor Coolant System Activity	7/99	8/99	9/99	10/99	11/99	12/99	1/00	2/00	3/00	4/00	5/00	6/00
Maximum activity	0	0	0	0	0	0	0	0	0	N/A	0	0
Technical specification limit	1.0	1.0	1.0	1.0	1.0	1.0	1.0	1.0	1.0	N/A	1.0	1.0
Indicator value	0	0	0	0	0	0	0	0	0	N/A	0	0

Licensee Comments: none

Reactor Coolant System Leakage



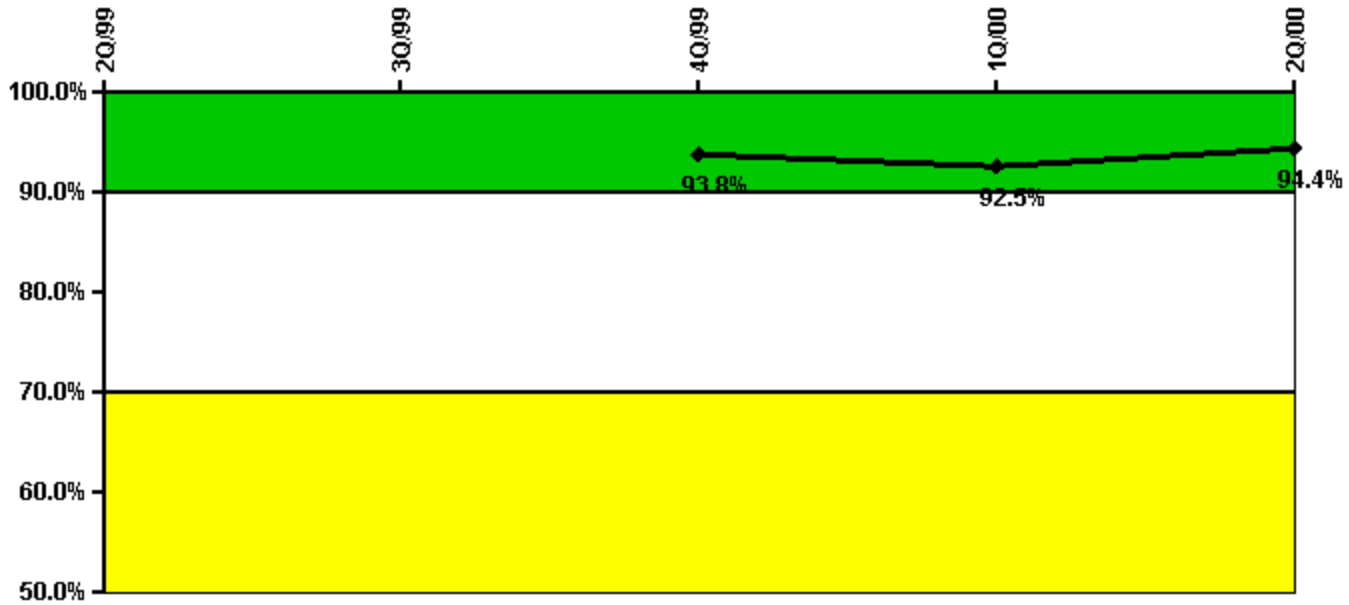
Thresholds: White > 50.0 Yellow > 100.0

Notes

Reactor Coolant System Leakage	7/99	8/99	9/99	10/99	11/99	12/99	1/00	2/00	3/00	4/00	5/00	6/00
Maximum leakage	0.220	0.200	0.190	0.180	0.170	0.180	0.243	0.220	0.264	0.001	0.048	0.017
Technical specification limit	10.0	10.0	10.0	10.0	10.0	10.0	10.0	10.0	10.0	10.0	10.0	10.0
Indicator value	2.2	2.0	1.9	1.8	1.7	1.8	2.4	2.2	2.6	0	0.5	0.2

Licensee Comments: none

Drill/Exercise Performance



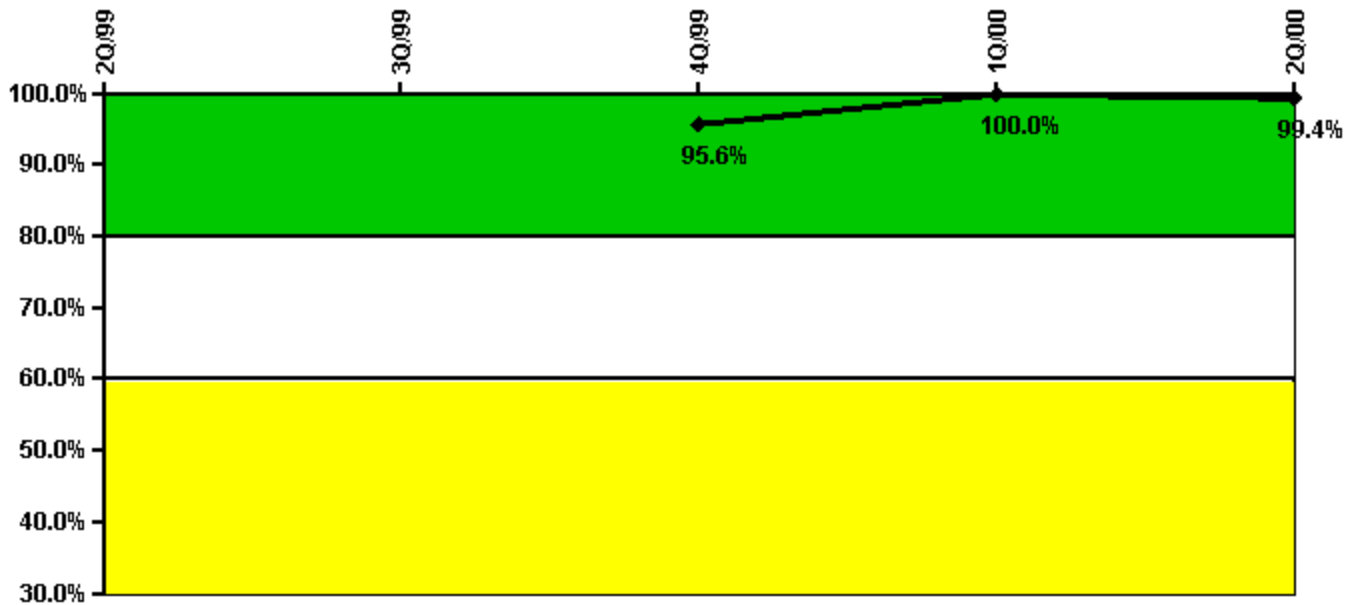
Thresholds: White < 90.0% Yellow < 70.0%

Notes

Drill/Exercise Performance	2Q/99	3Q/99	4Q/99	1Q/00	2Q/00
Successful opportunities	0	17.0	3.0	29.0	22.0
Total opportunities	0	18.0	3.0	32.0	22.0
Indicator value			93.8%	92.5%	94.4%

Licensee Comments: none

ERO Drill Participation



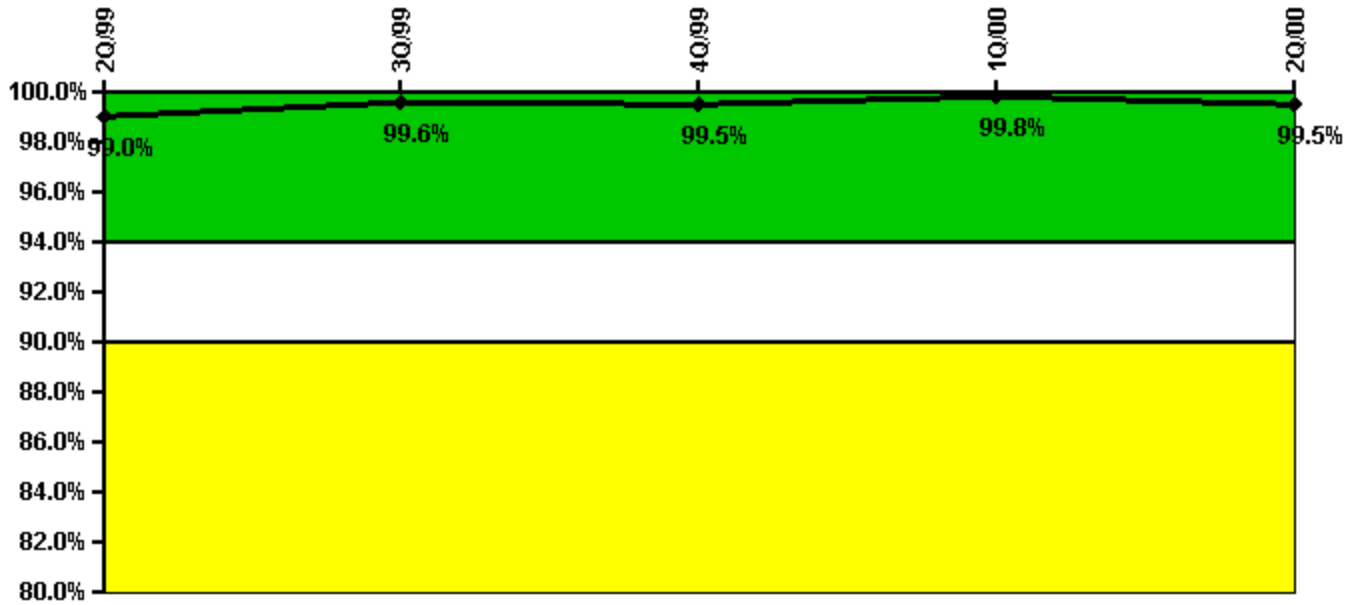
Thresholds: White < 80.0% Yellow < 60.0%

Notes

ERO Drill Participation	2Q/99	3Q/99	4Q/99	1Q/00	2Q/00
Participating Key personnel			65.0	132.0	166.0
Total Key personnel			68.0	132.0	167.0
Indicator value			95.6%	100.0%	99.4%

Licensee Comments: none

Alert & Notification System



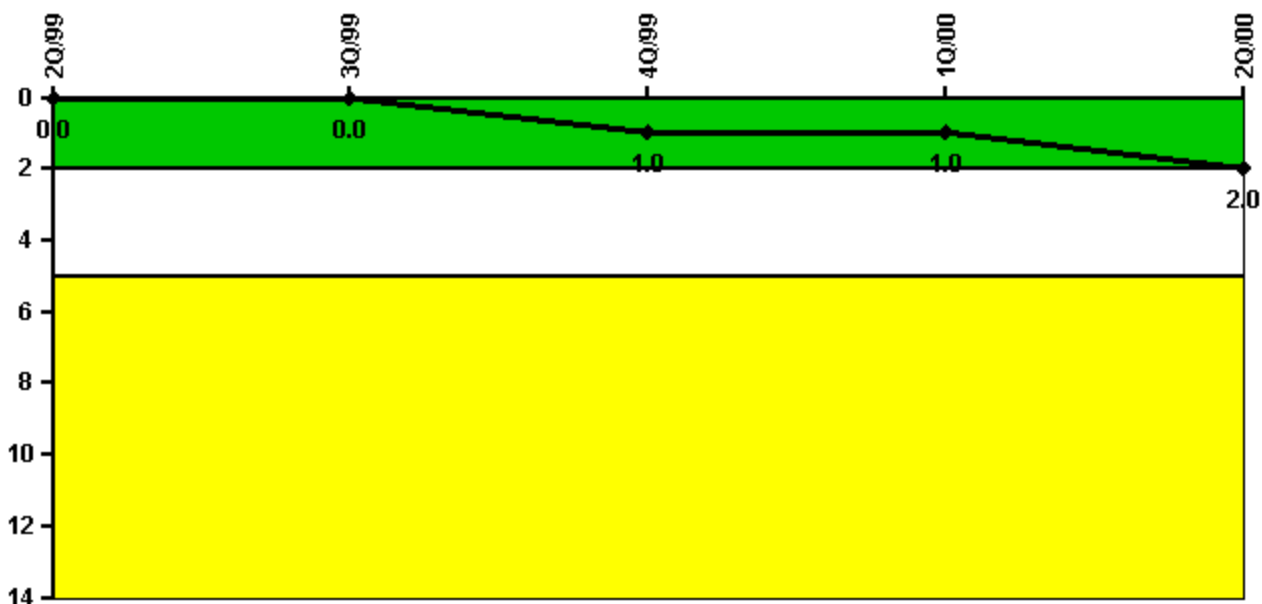
Thresholds: White < 94.0% Yellow < 90.0%

Notes

Alert & Notification System	2Q/99	3Q/99	4Q/99	1Q/00	2Q/00
Successful siren-tests	390	351	426	390	385
Total sirens-tests	390	351	429	390	390
Indicator value	99.0%	99.6%	99.5%	99.8%	99.5%

Licensee Comments: none

Occupational Exposure Control Effectiveness



Thresholds: White > 2.0 Yellow > 5.0

Notes

Occupational Exposure Control Effectiveness	2Q/99	3Q/99	4Q/99	1Q/00	2Q/00
High radiation area occurrences	0	0	1	0	1
Very high radiation area occurrences	0	0	0	0	0
Unintended exposure occurrences	0	0	0	0	0
Indicator value	0	0	1	1	2

Licensee Comments:

2Q/00: During a routine tour of the Unit 3 "B" LPSI Pump Room on 5/4/00, a hot spot was identified on a cyclone separator reading 1,200 mrem/hr at one foot. The event was documented and placed in the corrective action system. The associated corrective action documents were subsequently reviewed during an NRC inspection and the event was characterized by the NRC as a failure to perform adequate surveys of the cyclone separator resulting in untimely LHRA posting of this area. A PI data change is being made to acknowledge the NRC finding. The data change did not affect the color of the performance indicator.

RETS/ODCM Radiological Effluent



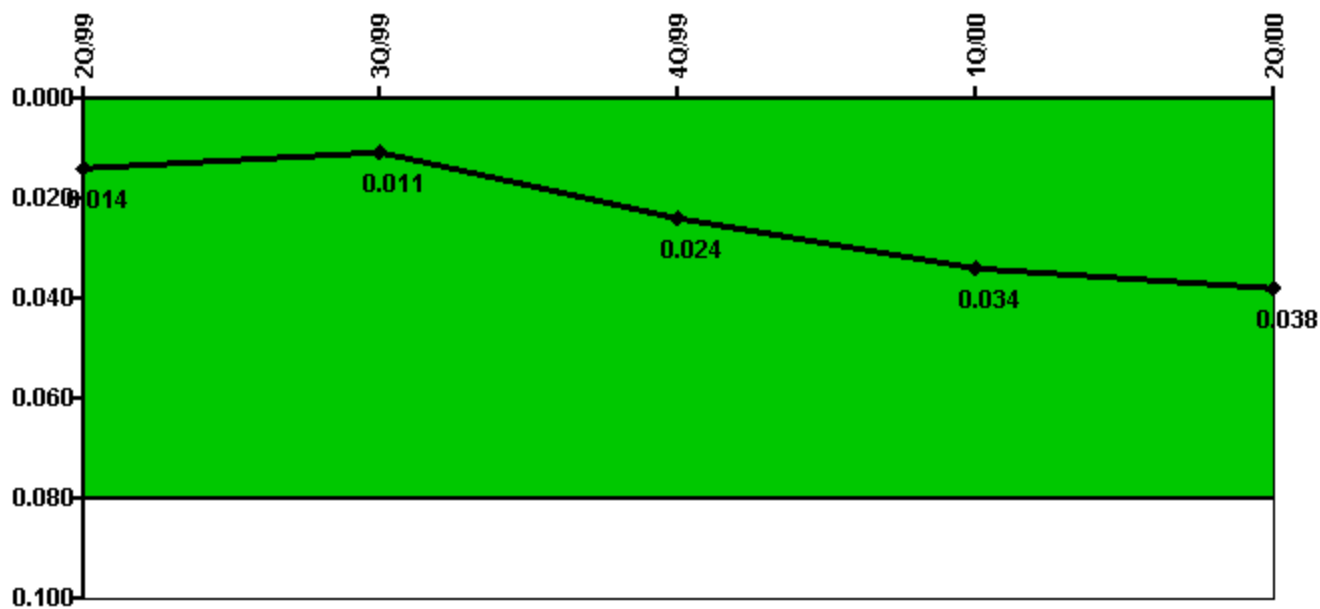
Thresholds: White > 1.0 Yellow > 3.0

Notes

RETS/ODCM Radiological Effluent	2Q/99	3Q/99	4Q/99	1Q/00	2Q/00
RETS/ODCM occurrences	0	0	0	0	0
Indicator value	0	0	0	0	0

Licensee Comments: none

Protected Area Security Performance Index



Thresholds: White > 0.080

Notes

Protected Area Security Performance Index	2Q/99	3Q/99	4Q/99	1Q/00	2Q/00
IDS compensatory hours	76.70	55.20	220.10	326.60	79.20
CCTV compensatory hours	0	17.8	225.3	35.2	76.7
IDS normalization factor	1.85	1.85	1.85	1.85	1.85
CCTV normalization factor	1.4	1.4	1.4	1.2	1.2
Index Value	0.014	0.011	0.024	0.034	0.038

Licensee Comments:

2Q/00: Due to a self-assessment finding, the number of cameras used in the CCTV Normalization Factor has been conservatively reduced from 41 to 36 and a FAQ has been submitted to clarify the correct value. The previous use of 41 cameras in the CCTV Normalization Factor was not willful, has minimal effect on the calculated PA Security Equipment Performance Index and would not have caused the PI to change color. (1Q2000 & 2Q2000)

Personnel Screening Program



Thresholds: White > 2.0 Yellow > 5.0

Notes

Personnel Screening Program	2Q/99	3Q/99	4Q/99	1Q/00	2Q/00
Program failures	0	0	0	0	0
Indicator value	0	0	0	0	0

Licensee Comments: none

FFD/Personnel Reliability



Thresholds: White > 2.0 Yellow > 5.0

Notes

FFD/Personnel Reliability	2Q/99	3Q/99	4Q/99	1Q/00	2Q/00
Program Failures	0	0	0	0	0
Indicator value	0	0	0	0	0

Licensee Comments: none

▲ [PI Summary](#) | [Inspection Findings Summary](#) | [Reactor Oversight Process](#)

Last Modified: April 1, 2002