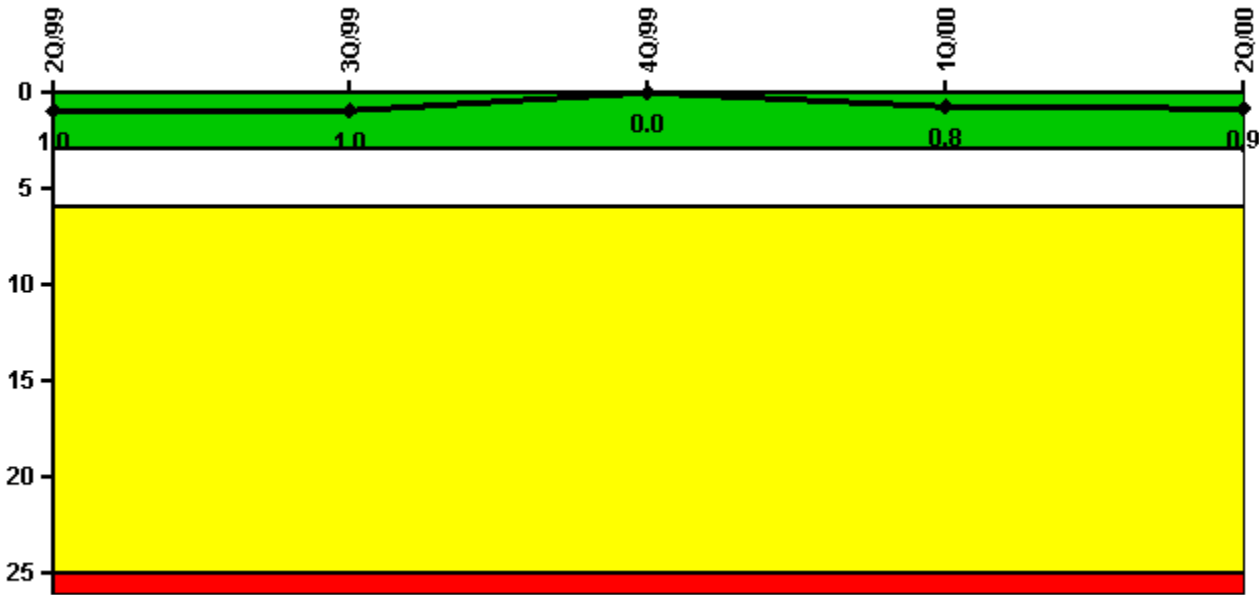


Ocone3

2Q/2000 Performance Indicators

Licensee's General Comments: none

Unplanned Scrams per 7000 Critical Hrs



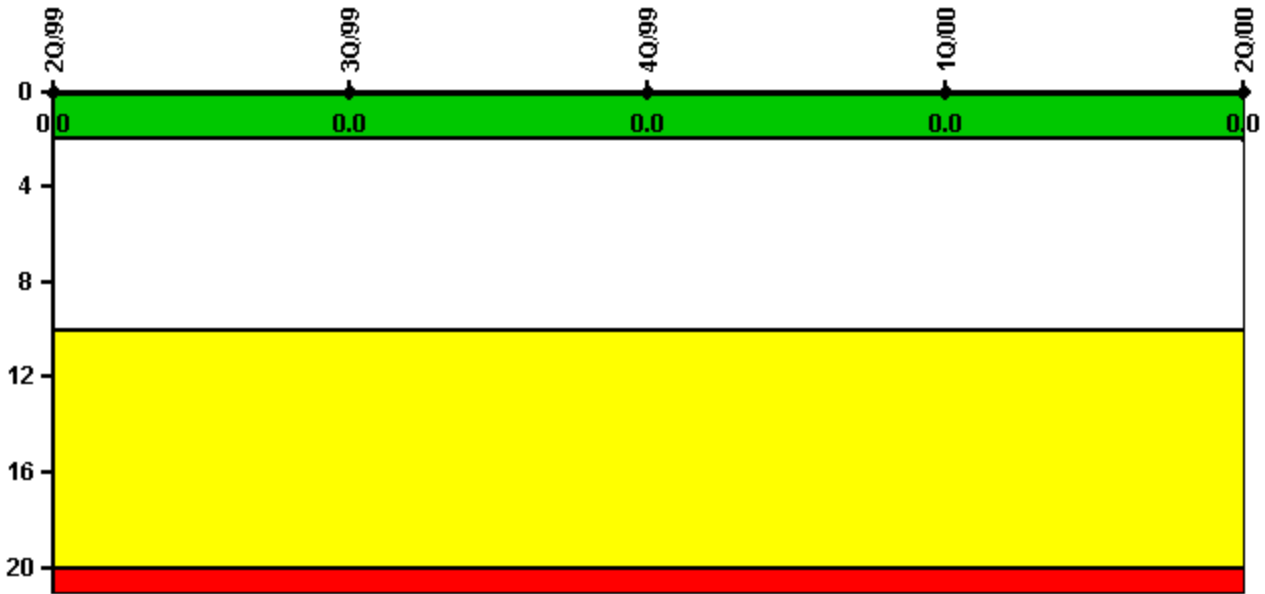
Thresholds: White > 3.0 Yellow > 6.0 Red > 25.0

Notes

Unplanned Scrams per 7000 Critical Hrs	2Q/99	3Q/99	4Q/99	1Q/00	2Q/00
Unplanned scrams	0	0	0	1.0	0
Critical hours	2139.8	2208.0	2209.0	2155.0	1322.7
Indicator value	1.0	1.0	0	0.8	0.9

Licensee Comments: none

Scrams with Loss of Normal Heat Removal



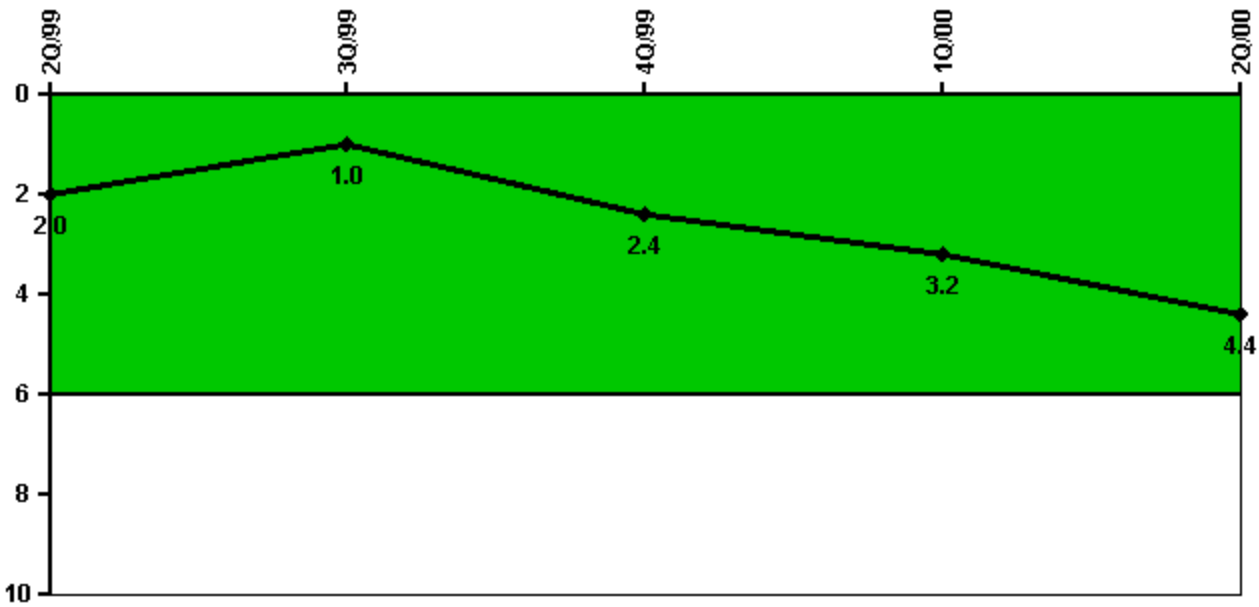
Thresholds: White > 2.0 Yellow > 10.0 Red > 20.0

Notes

Scrams with Loss of Normal Heat Removal	2Q/99	3Q/99	4Q/99	1Q/00	2Q/00
Scrams	0	0	0	0	0
Indicator value	0	0	0	0	0

Licensee Comments: none

Unplanned Power Changes per 7000 Critical Hrs



Thresholds: White > 6.0

Notes

Unplanned Power Changes per 7000 Critical Hrs	2Q/99	3Q/99	4Q/99	1Q/00	2Q/00
Unplanned power changes	1.0	0	2.0	1.0	2.0
Critical hours	2139.8	2208.0	2209.0	2155.0	1322.7
Indicator value	2.0	1.0	2.4	3.2	4.4

Licensee Comments:

2Q/00: Two unplanned power changes incurred in 2Q2000. 5/24/00 - Reduction to 15% to take Turbine/Generator offline for Alterex coupling repair 6/22/00 - Reduction to 70% power for degraded condenser vacuum due to 3CCW-22 failing closed

Safety System Unavailability, HEG

**Thresholds
under
development /
review**

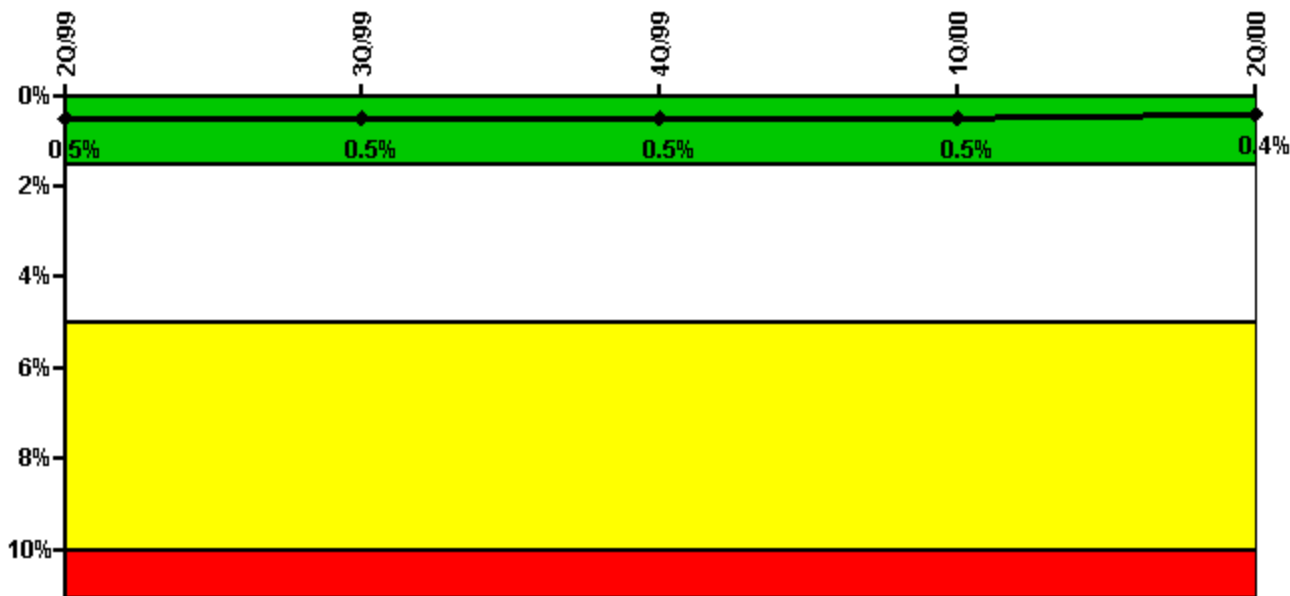
Notes

Safety System Unavailability, HEG	2Q/99	3Q/99	4Q/99	1Q/00	2Q/00
Train 1					
Planned unavailable hours	26.42	141.08	33.86	70.21	101.71
Unplanned unavailable hours	0	0	0	45.46	0
Fault exposure hours	0	0	0	0	0
Effective Reset hours	0	0	0	0	0
Required hours	2183.00	2208.00	2209.00	2184.00	1228.65
Train 2					
Planned unavailable hours	0	51.05	34.62	56.88	15.42
Unplanned unavailable hours	0.78	0	0	0	0
Fault exposure hours	0	0	0	0	0
Effective Reset hours	0	0	0	0	0
Required hours	2183.00	2208.00	2209.00	2184.00	1228.65
Indicator value	1.9%	2.2%	2.1%	2.2%	2.1%

Licensee Comments:

2Q/00: Emergency AC Power system at Oconee is supplied by the two unit Keowee hydroelectric station. Threshold criteria is under development.

Safety System Unavailability, High Pressure Injection System (HPSI)



Thresholds: White > 1.5% Yellow > 5.0% Red > 10.0%

Notes

Safety System Unavailability, High Pressure Injection System (HPSI)	2Q/99	3Q/99	4Q/99	1Q/00	2Q/00
Train 1					
Planned unavailable hours	2.07	10.75	0.50	19.91	5.09
Unplanned unavailable hours	0	0	1.45	0	0
Fault exposure hours	0	0	0	0	0
Effective Reset hours	0	0	0	0	0
Required hours	2183.00	2208.00	2209.00	2184.00	1380.00
Train 2					
Planned unavailable hours	3.76	10.75	0.37	24.12	7.39
Unplanned unavailable hours	0	0	7.10	0	0
Fault exposure hours	0	0	0	0	0
Effective Reset hours	0	0	0	0	0
Required hours	2183.00	2208.00	2209.00	2184.00	1380.00
Indicator value	0.5%	0.5%	0.5%	0.5%	0.4%

Licensee Comments: none

Effective Reset Comments:

2Q/98: This revision is for resetting the fault exposure hours per NEI 99-02 r. 2

Safety System Unavailability, Heat Removal System (AFW)



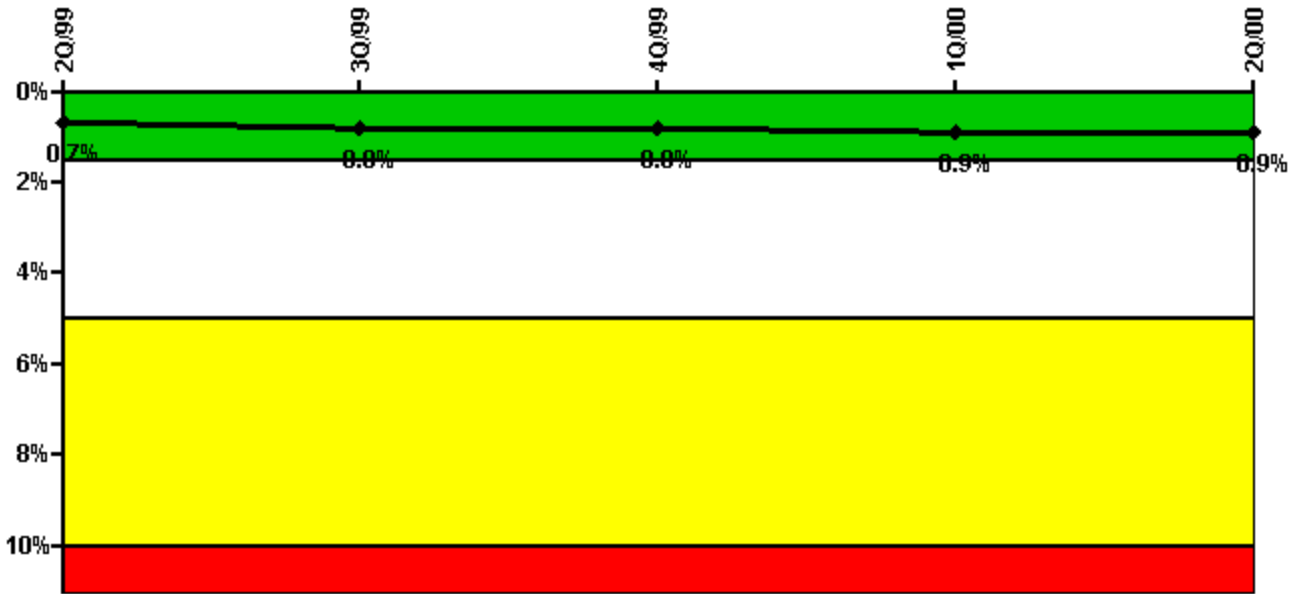
Thresholds: White > 2.0% Yellow > 6.0% Red > 12.0%

Notes

Safety System Unavailability, Heat Removal System (AFW)	2Q/99	3Q/99	4Q/99	1Q/00	2Q/00
Train 1					
Planned unavailable hours	1.47	7.80	1.13	5.80	6.50
Unplanned unavailable hours	0	0	0	0	0
Fault exposure hours	0	0	0	0	0
Effective Reset hours	0	0	0	0	0
Required hours	2183.00	2208.00	2209.00	2184.00	1398.00
Train 2					
Planned unavailable hours	8.50	8.40	1.30	8.40	9.30
Unplanned unavailable hours	0	69.80	0	0	0
Fault exposure hours	0	0	0	0	0
Effective Reset hours	0	0	0	0	0
Required hours	2183.00	2208.00	2209.00	2184.00	1398.00
Train 3					
Planned unavailable hours	0	7.80	0	16.67	15.00
Unplanned unavailable hours	0	0	0	0	0
Fault exposure hours	0	0	0	0	0
Effective Reset hours	0	0	0	0	0
Required hours	2183.00	2208.00	2209.00	2184.00	1398.00
Indicator value	0.3%	0.4%	0.4%	0.4%	0.4%

Licensee Comments: none

Safety System Unavailability, Residual Heat Removal System



Thresholds: White > 1.5% Yellow > 5.0% Red > 10.0%

Notes

Safety System Unavailability, Residual Heat Removal System	2Q/99	3Q/99	4Q/99	1Q/00	2Q/00
Train 1					
Planned unavailable hours	28.76	17.81	12.79	15.36	14.30
Unplanned unavailable hours	0	0	0.30	0	0
Fault exposure hours	16.20	0	0	0	0
Effective Reset hours	0	0	0	0	0
Required hours	2183.00	2208.00	2209.00	2184.00	1897.45
Train 2					
Planned unavailable hours	13.39	18.09	19.05	27.38	12.10
Unplanned unavailable hours	0	0	8.59	0	0
Fault exposure hours	14.50	0	0	0	0
Effective Reset hours	0	0	0	0	0
Required hours	2183.00	2208.00	2209.00	2184.00	1897.45
Indicator value	0.7%	0.8%	0.8%	0.9%	0.9%

Licensee Comments:

4Q/99: Revisions of the unavailable hours have been made. The changes to the unavailability were based on NEI guidelines which allows crediting redundant instrumentation and procedural realignment of the system during testing. This change does not affect the color of the indicator.

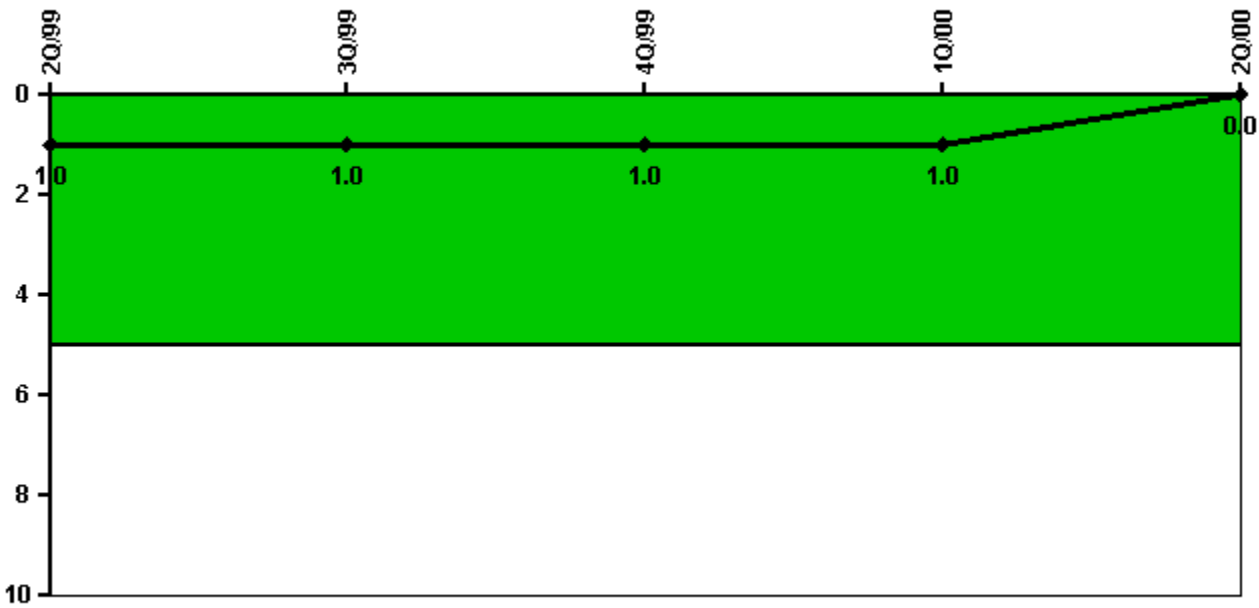
4Q/99: Revisions of the unavailable hours have been made. The changes to the unavailability were based on NEI guidelines which allows crediting redundant instrumentation and procedural realignment of the system during testing. This change does not affect the color of the indicator. Adjusted 'hours train required ..' to reflect Daylight Savings Time.

3Q/99: Revisions of the unavailable hours have been made. The changes to the unavailability were based on NEI guidelines which allows crediting redundant instrumentation and procedural realignment of the system during testing. This change does not affect the color of the indicator.

2Q/99: Revisions of the unavailable hours have been made. The changes to the unavailability were based on NEI guidelines which allows

crediting redundant instrumentation and procedural realignment of the system during testing. This change does not affect the color of the indicator.

Safety System Functional Failures (PWR)




Thresholds: White > 5.0

Notes

Safety System Functional Failures (PWR)	2Q/99	3Q/99	4Q/99	1Q/00	2Q/00
Safety System Functional Failures	1	0	0	0	0
Indicator value	1	1	1	1	0

Licensee Comments: none

Reactor Coolant System Activity



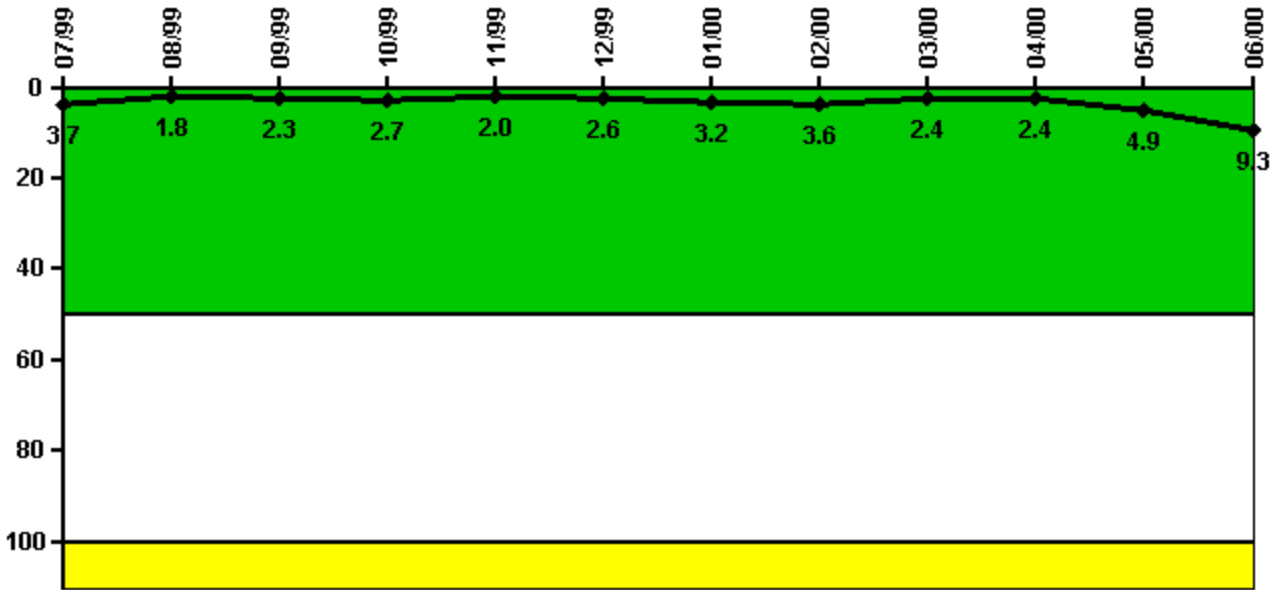
Thresholds: White > 50.0 Yellow > 100.0

Notes

Reactor Coolant System Activity	7/99	8/99	9/99	10/99	11/99	12/99	1/00	2/00	3/00	4/00	5/00	6/00
Maximum activity	0.021200	0.022870	0.024500	0.024990	0.028010	0.027000	0.029900	0.034830	0.031580	0.031710	0.007554	0.009833
Technical specification limit	1.0	1.0	1.0	1.0	1.0	1.0	1.0	1.0	1.0	1.0	1.0	1.0
Indicator value	2.1	2.3	2.5	2.5	2.8	2.7	3.0	3.5	3.2	3.2	0.8	1.0

Licensee Comments: none

Reactor Coolant System Leakage



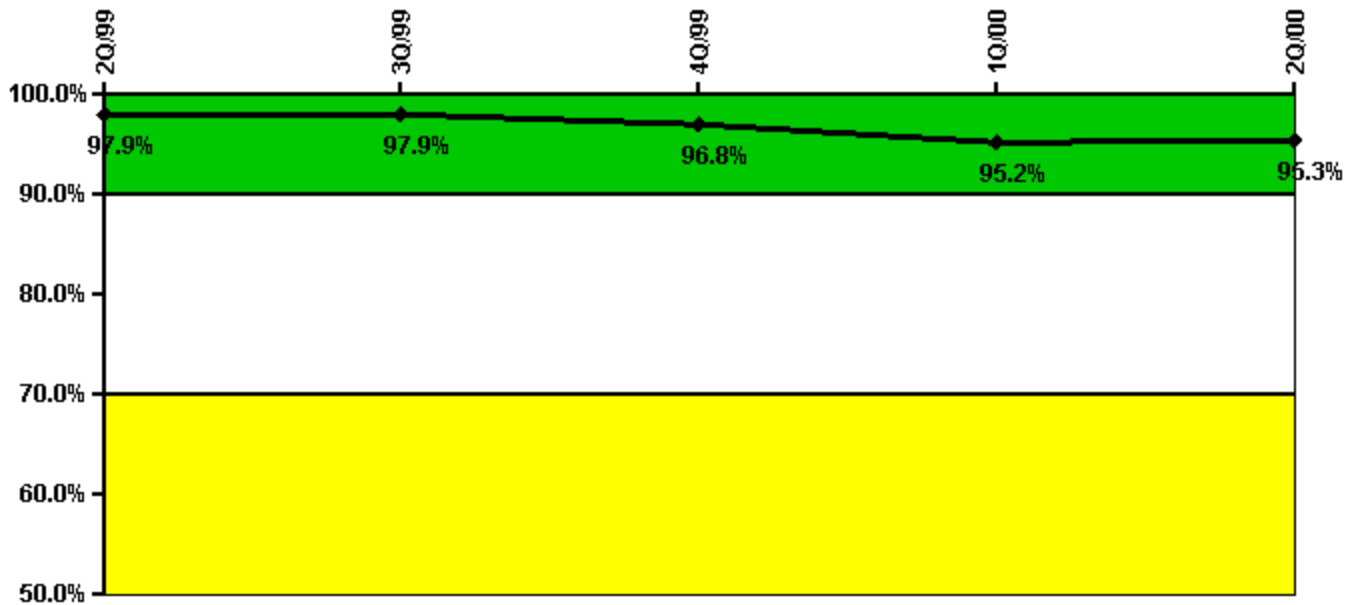
Thresholds: White > 50.0 Yellow > 100.0

Notes

Reactor Coolant System Leakage	7/99	8/99	9/99	10/99	11/99	12/99	1/00	2/00	3/00	4/00	5/00	6/00
Maximum leakage	0.370	0.180	0.230	0.270	0.200	0.260	0.320	0.360	0.240	0.240	0.490	0.930
Technical specification limit	10.0	10.0	10.0	10.0	10.0	10.0	10.0	10.0	10.0	10.0	10.0	10.0
Indicator value	3.7	1.8	2.3	2.7	2.0	2.6	3.2	3.6	2.4	2.4	4.9	9.3

Licensee Comments: none

Drill/Exercise Performance



Thresholds: White < 90.0% Yellow < 70.0%

Notes

Drill/Exercise Performance	2Q/99	3Q/99	4Q/99	1Q/00	2Q/00
Successful opportunities	8.0	12.0	42.0	19.0	71.0
Total opportunities	8.0	12.0	44.0	22.0	74.0
Indicator value	97.9%	97.9%	96.8%	95.2%	95.3%

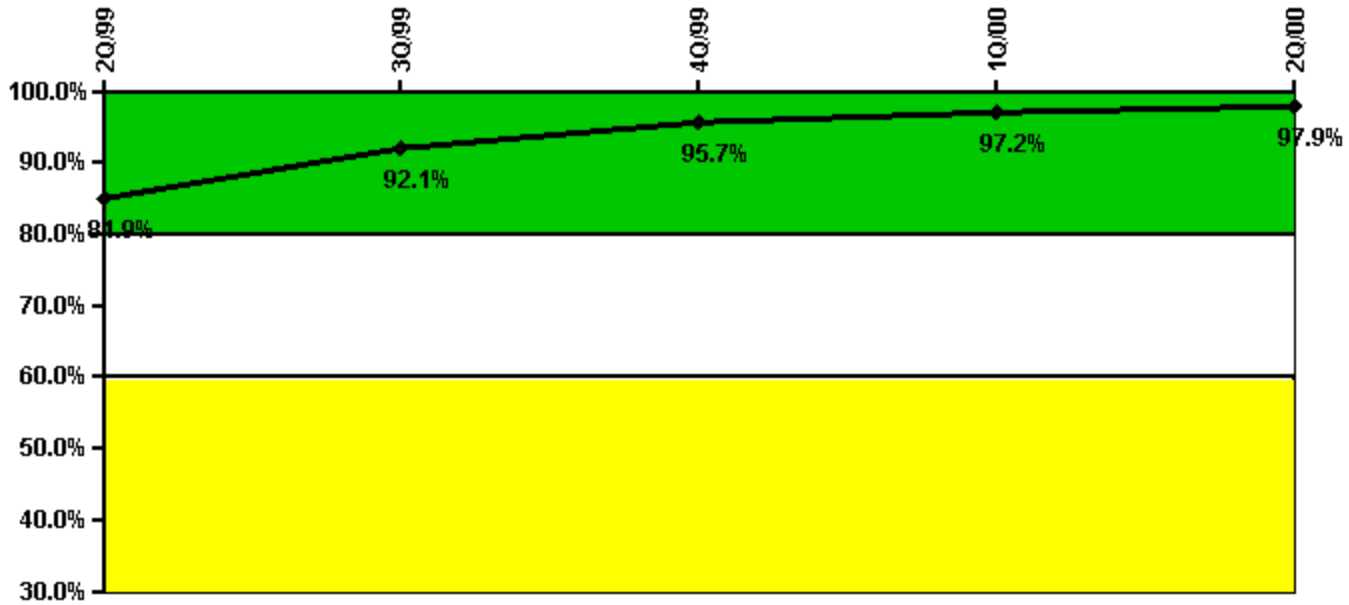
Licensee Comments:

4Q/99: 4Q99 data is revised to incorporate notification opportunities for 12/99 NOUEs. This change does not affect the PI color.

1Q/99: 1Q99 data is revised to incorporate Alert opportunities/performance from drill 99-01-February. This change does not affect the PI color.

4Q/98: The correct historical data was submitted for Unit 1 but was not corrected for Unit 2 and Unit 3. This change does not affect the PI color.

ERO Drill Participation



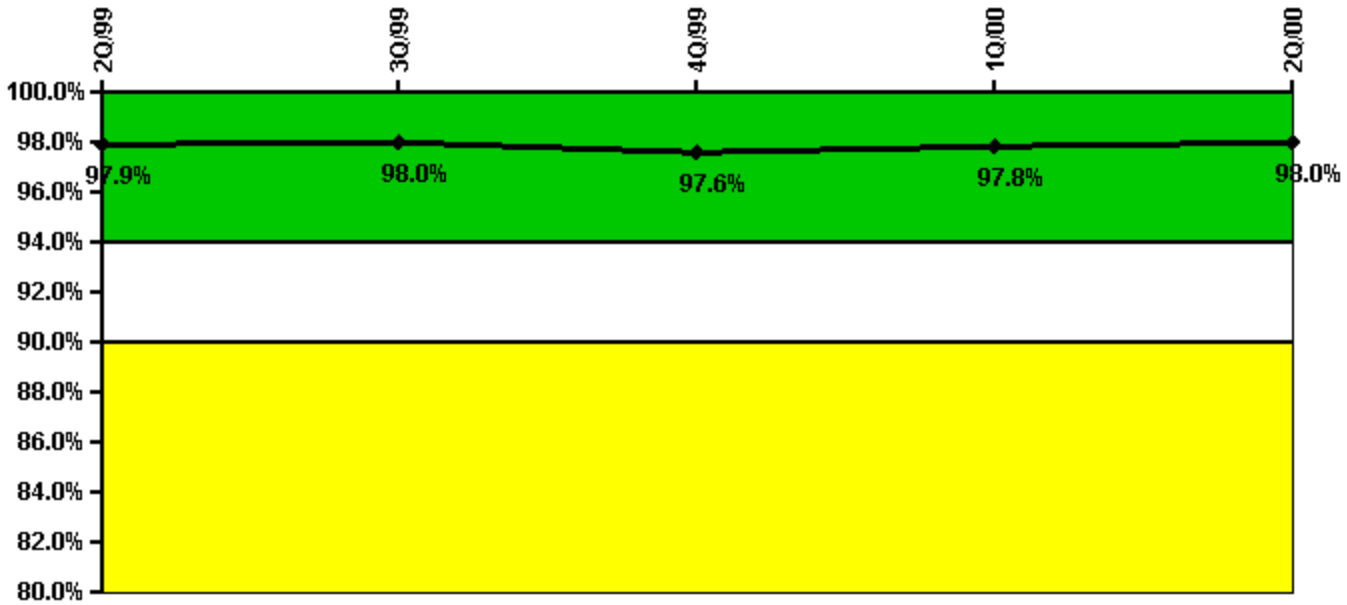
Thresholds: White < 80.0% Yellow < 60.0%

Notes

ERO Drill Participation	2Q/99	3Q/99	4Q/99	1Q/00	2Q/00
Participating Key personnel	124.0	129.0	135.0	138.0	137.0
Total Key personnel	146.0	140.0	141.0	142.0	140.0
Indicator value	84.9%	92.1%	95.7%	97.2%	97.9%

Licensee Comments: none

Alert & Notification System



Thresholds: White < 94.0% Yellow < 90.0%

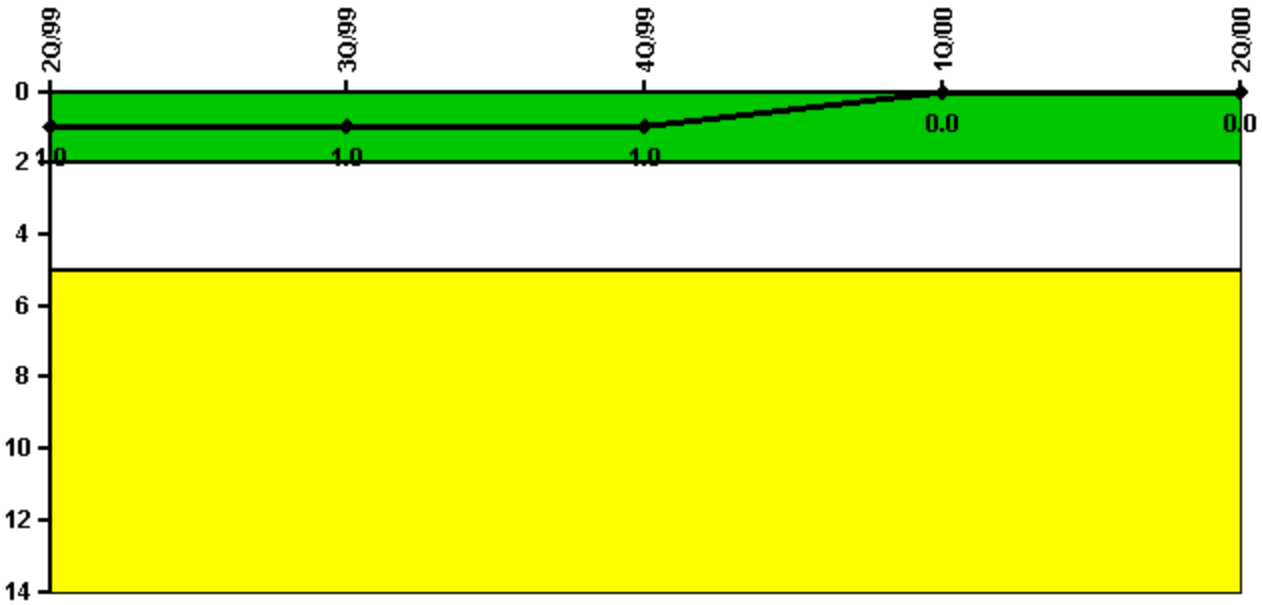
Notes

Alert & Notification System	2Q/99	3Q/99	4Q/99	1Q/00	2Q/00
Successful siren-tests	1133	1184	951	1256	1205
Total sirens-tests	1162	1211	987	1267	1225
Indicator value	97.9%	98.0%	97.6%	97.8%	98.0%

Licensee Comments:

2Q/00: There was an error in the 2Q2000 monthly data. The total corrected value is submitted. This revision does not affect the PI color.

Occupational Exposure Control Effectiveness



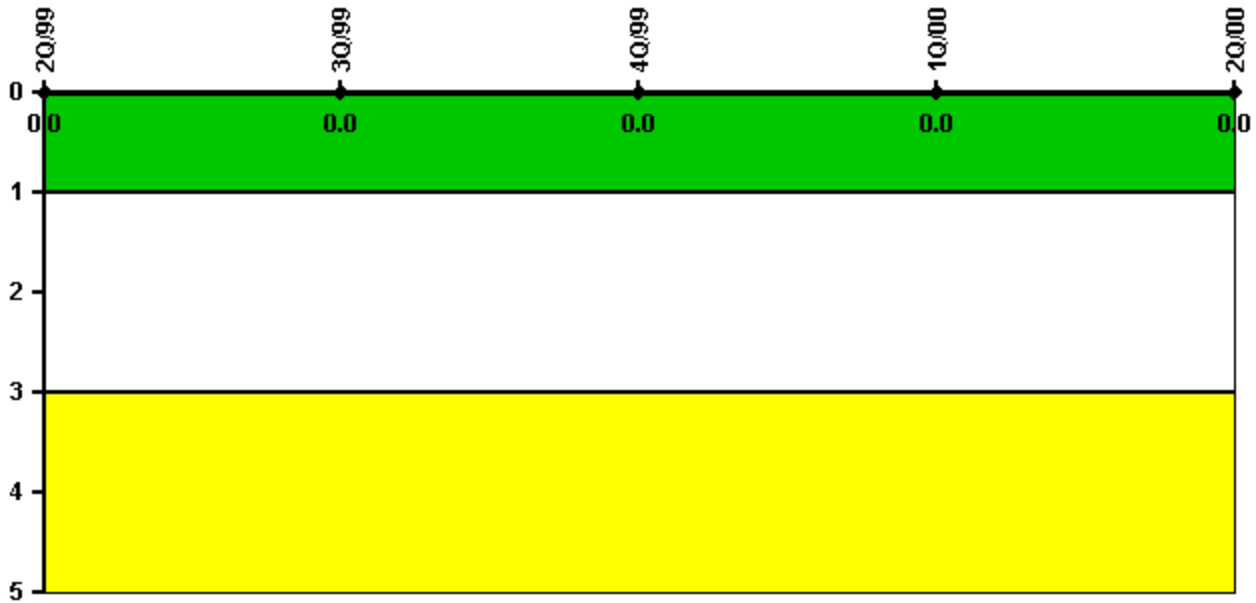
Thresholds: White > 2.0 Yellow > 5.0

Notes

Occupational Exposure Control Effectiveness	2Q/99	3Q/99	4Q/99	1Q/00	2Q/00
High radiation area occurrences	0	0	0	0	0
Very high radiation area occurrences	0	0	0	0	0
Unintended exposure occurrences	0	0	0	0	0
Indicator value	1	1	1	0	0

Licensee Comments: none

RETS/ODCM Radiological Effluent



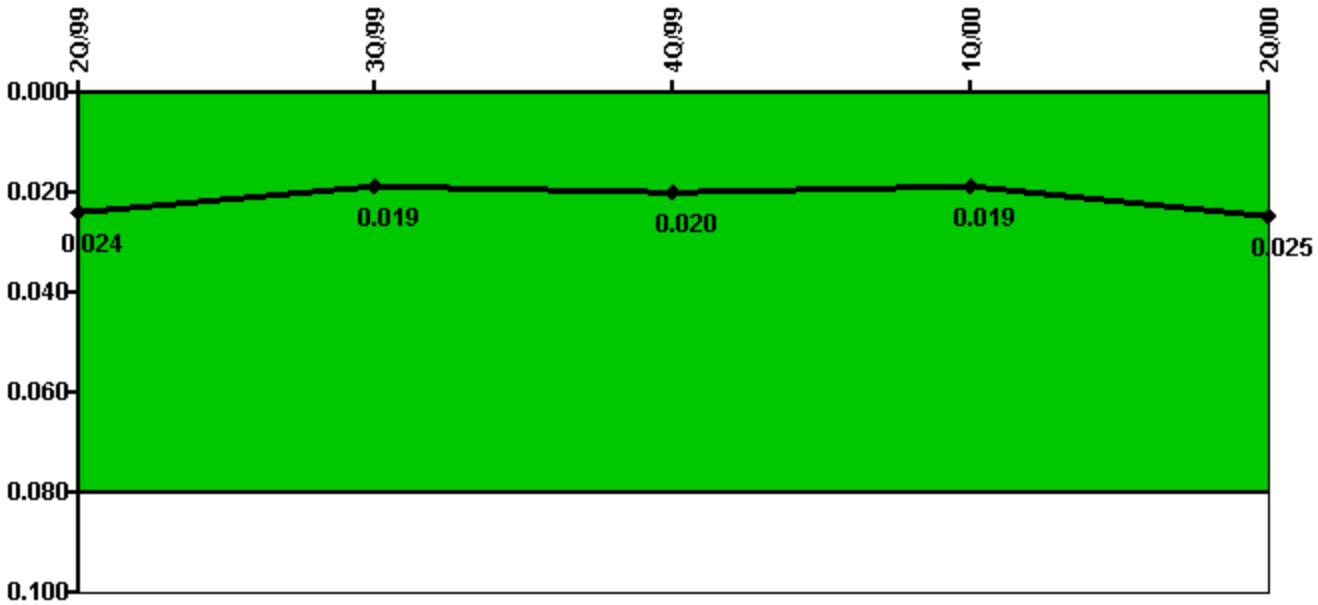
Thresholds: White > 1.0 Yellow > 3.0

Notes

RETS/ODCM Radiological Effluent	2Q/99	3Q/99	4Q/99	1Q/00	2Q/00
RETS/ODCM occurrences	0	0	0	0	0
Indicator value	0	0	0	0	0

Licensee Comments: none

Protected Area Security Performance Index



Thresholds: White > 0.080

Notes

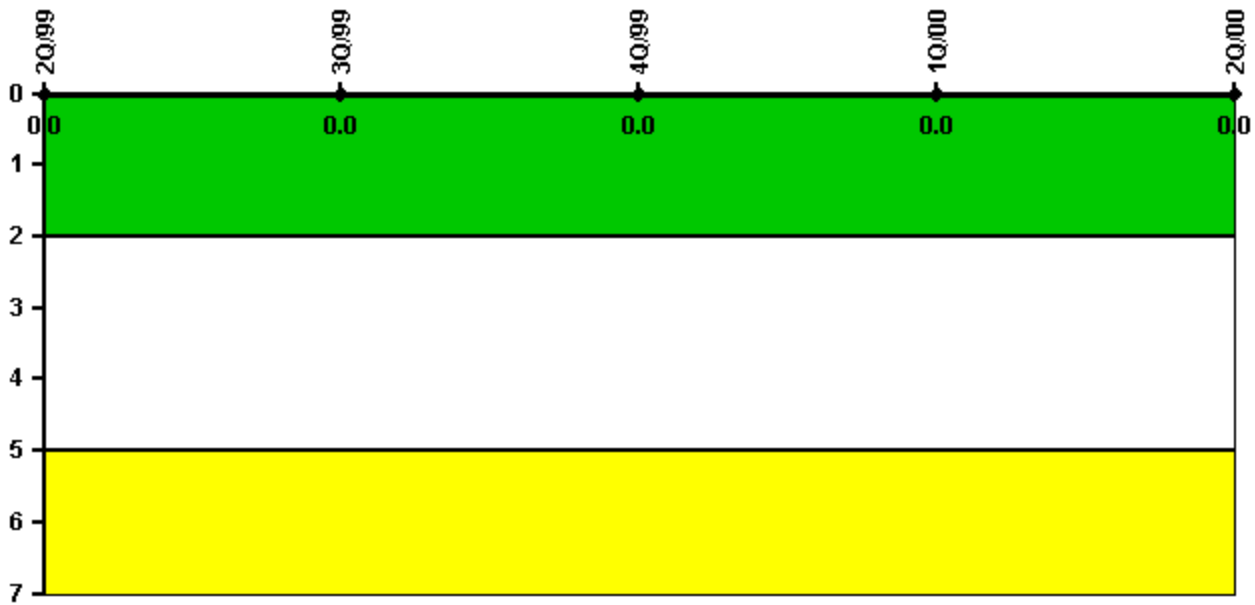
Protected Area Security Performance Index	2Q/99	3Q/99	4Q/99	1Q/00	2Q/00
IDS compensatory hours	3.00	49.00	183.00	33.00	664.00
CCTV compensatory hours	138.0	101.0	1.0	0	1.0
IDS normalization factor	2.80	2.80	2.80	2.80	2.80
CCTV normalization factor	1.0	1.0	1.0	1.0	1.0
Index Value	0.024	0.019	0.020	0.019	0.025

Licensee Comments:

2Q/00: IDS Compensatory Hours during the month were calculated in error. However, the corrected value did not alter the color of the PI.

1Q/00: The correct IDS Normalization Factor is 2.8 (not 2.45). This change is for 1Q00 only and does not affect the color of the Performance Indicator.

Personnel Screening Program



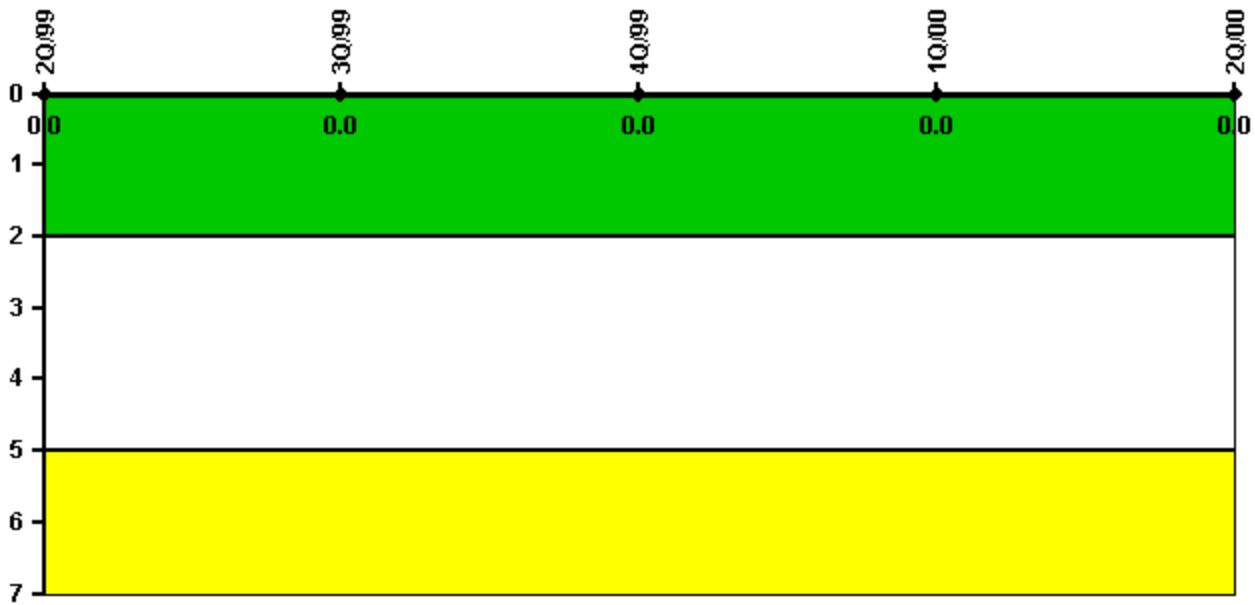
Thresholds: White > 2.0 Yellow > 5.0

Notes

Personnel Screening Program	2Q/99	3Q/99	4Q/99	1Q/00	2Q/00
Program failures	0	0	0	0	0
Indicator value	0	0	0	0	0

Licensee Comments: none

FFD/Personnel Reliability



Thresholds: White > 2.0 Yellow > 5.0

Notes

FFD/Personnel Reliability	2Q/99	3Q/99	4Q/99	1Q/00	2Q/00
Program Failures	0	0	0	0	0
Indicator value	0	0	0	0	0

Licensee Comments: none

[PI Summary](#) | [Inspection Findings Summary](#) | [Reactor Oversight Process](#)

Last Modified: April 1, 2002