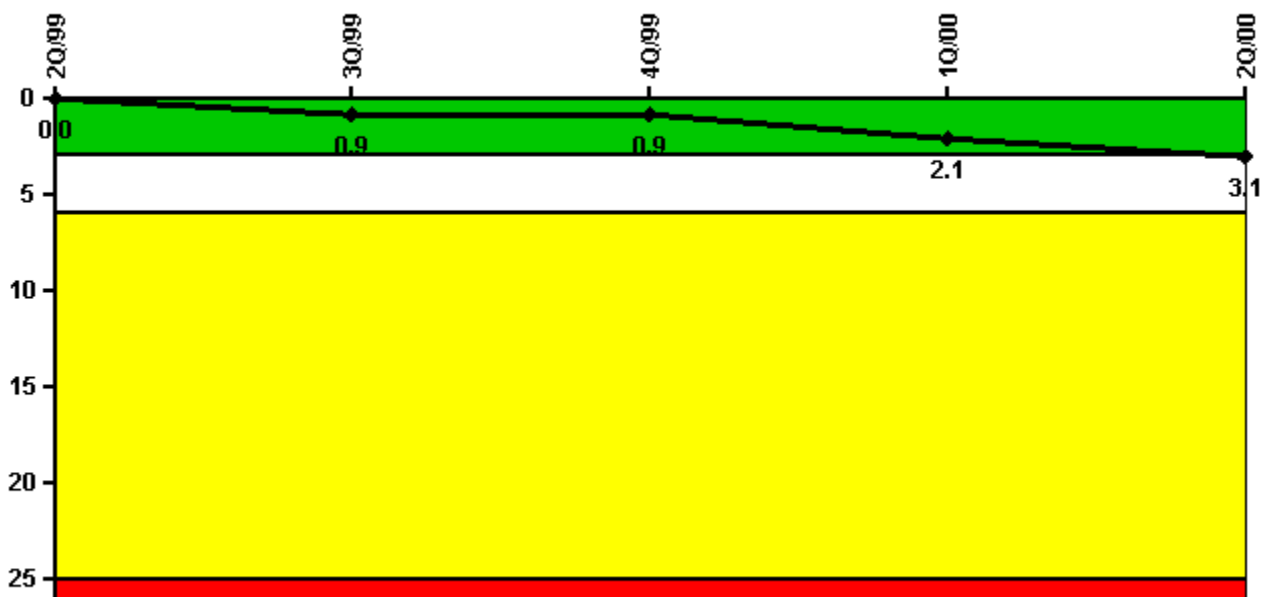


Indian Point 2

2Q/2000 Performance Indicators

Licensee's General Comments: Unit off-line for 2nd quarter.

Unplanned Scrams per 7000 Critical Hrs



Thresholds: White > 3.0 Yellow > 6.0 Red > 25.0

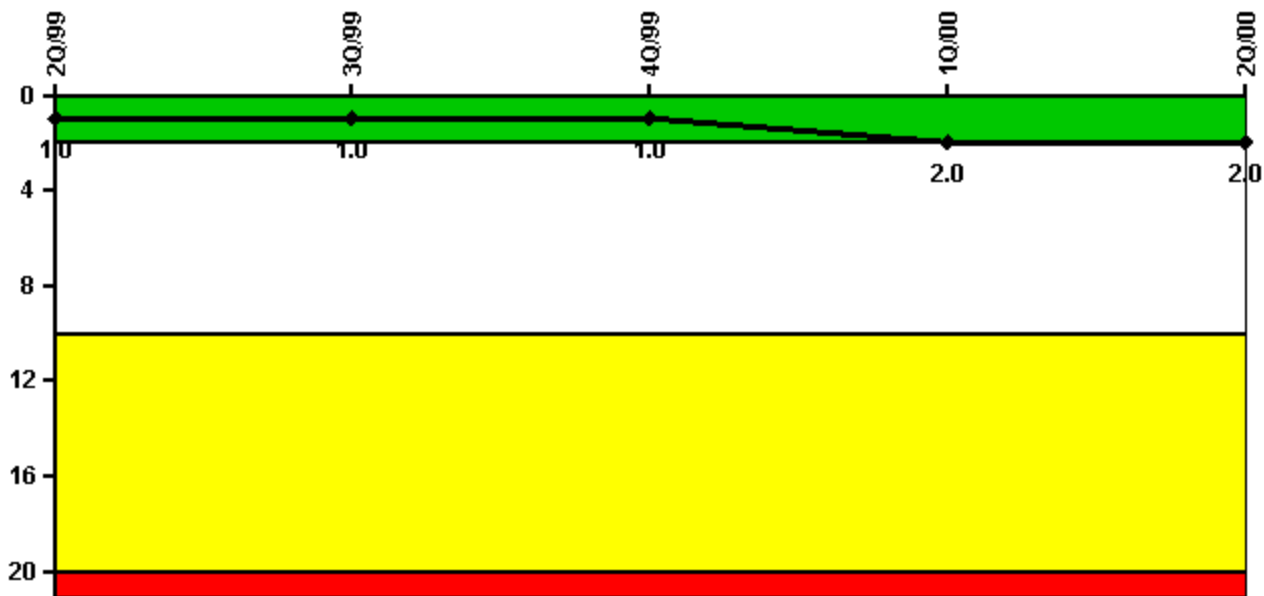
Notes

| Unplanned Scrams per 7000 Critical Hrs | 2Q/99 | 3Q/99 | 4Q/99 | 1Q/00 | 2Q/00 |
|--|----------|------------|------------|------------|------------|
| Unplanned scrams | 0 | 1.0 | 0 | 1.0 | 0 |
| Critical hours | 2183.0 | 1478.5 | 1902.0 | 1099.5 | 0 |
| | | | | | |
| Indicator value | 0 | 0.9 | 0.9 | 2.1 | 3.1 |

Licensee Comments:

2Q/00: Unit off-line for 2nd quarter.

Scrams with Loss of Normal Heat Removal



Thresholds: White > 2.0 Yellow > 10.0 Red > 20.0

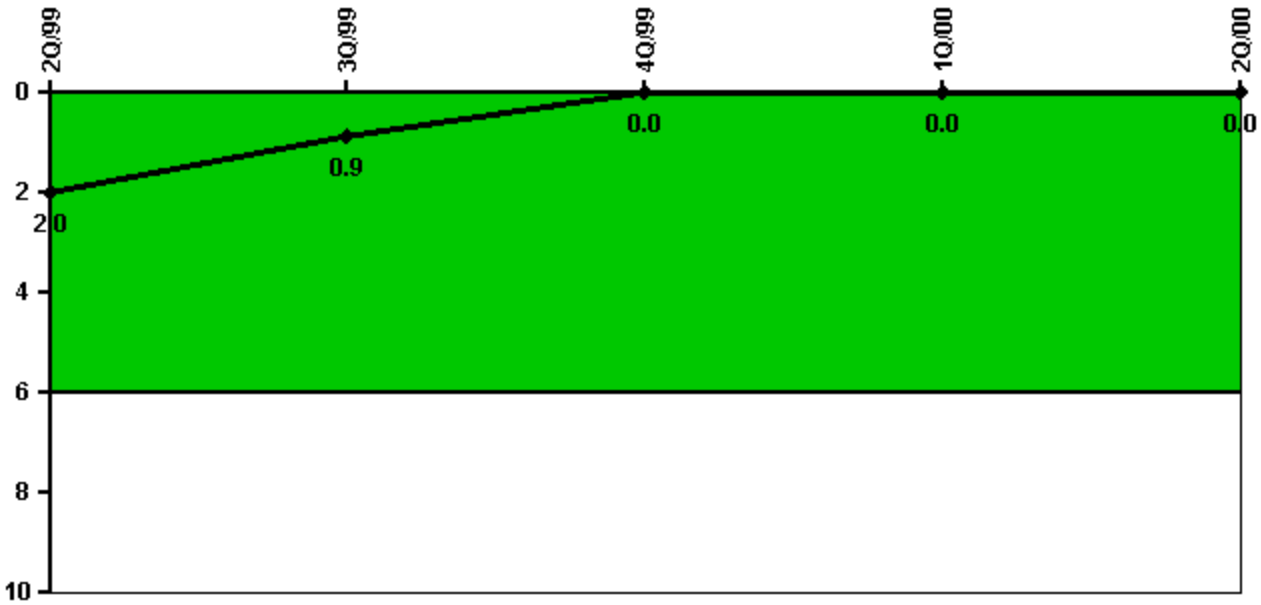
Notes

| Scrams with Loss of Normal Heat Removal | 2Q/99 | 3Q/99 | 4Q/99 | 1Q/00 | 2Q/00 |
|---|-------|-------|-------|-------|-------|
| Scrams | 0 | 0 | 0 | 1.0 | 0 |
| | | | | | |
| Indicator value | 1.0 | 1.0 | 1.0 | 2.0 | 2.0 |

Licensee Comments:

2Q/00: Unit off-line for 2nd quarter.

Unplanned Power Changes per 7000 Critical Hrs



Thresholds: White > 6.0

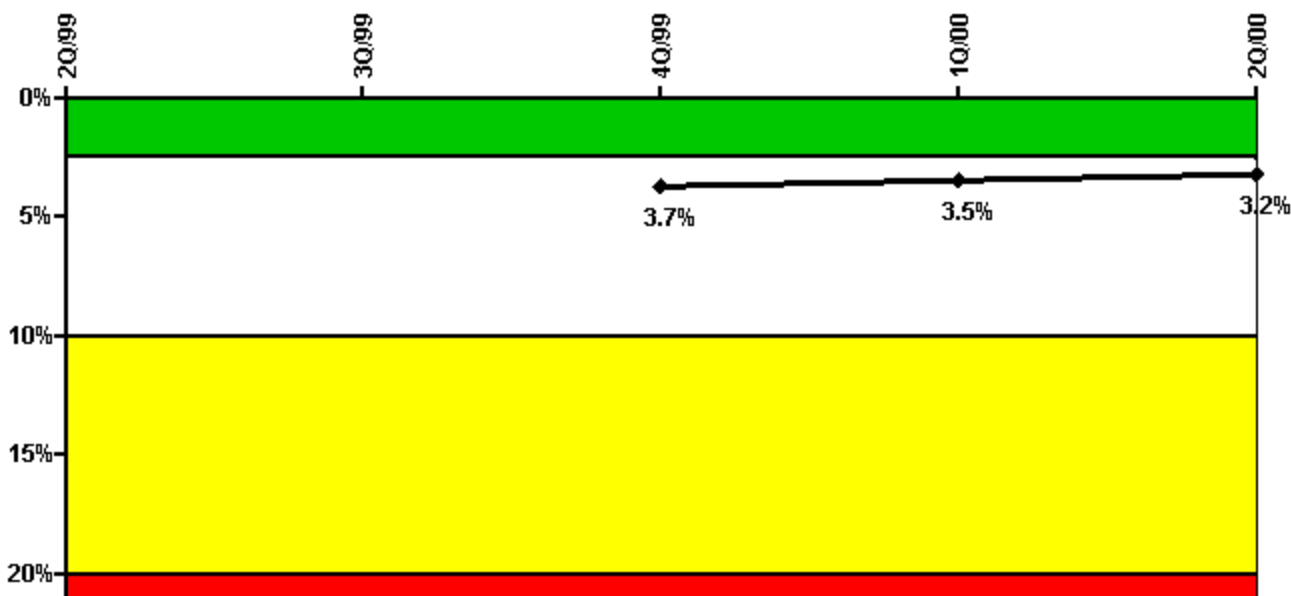
Notes

| Unplanned Power Changes per 7000 Critical Hrs | 2Q/99 | 3Q/99 | 4Q/99 | 1Q/00 | 2Q/00 |
|---|------------|------------|----------|----------|----------|
| Unplanned power changes | 0 | 0 | 0 | 0 | 0 |
| Critical hours | 2183.0 | 1478.5 | 1902.0 | 1099.5 | 0 |
| | | | | | |
| Indicator value | 2.0 | 0.9 | 0 | 0 | 0 |

Licensee Comments:

2Q/00: Unit off-line for 2nd quarter.

Safety System Unavailability, Emergency AC Power, >2EDG



Thresholds: White > 2.5% Yellow > 10.0% Red > 20.0%

Notes

| Safety System Unavailability, Emergency AC Power, >2EDG | 2Q/99 | 3Q/99 | 4Q/99 | 1Q/00 | 2Q/00 |
|---|---------|---------|-------------|-------------|-------------|
| Train 1 | | | | | |
| Planned unavailable hours | 6.03 | 73.45 | 52.85 | 2.12 | 0 |
| Unplanned unavailable hours | 1.48 | 0 | 38.47 | 0 | 0 |
| Fault exposure hours | 0 | 0 | 0 | 0 | 0 |
| Effective Reset hours | 0 | 0 | 0 | 0 | 0 |
| Required hours | 2184.00 | 2208.00 | 2208.00 | 2184.00 | 2184.00 |
| Train 2 | | | | | |
| Planned unavailable hours | 9.25 | 27.45 | 7.84 | 51.14 | 0 |
| Unplanned unavailable hours | 1.75 | 0 | 0 | 0 | 0 |
| Fault exposure hours | 0 | 0 | 0 | 0 | 0 |
| Effective Reset hours | 0 | 0 | 0 | 0 | 0 |
| Required hours | 2184.00 | 2208.00 | 2208.00 | 2184.00 | 2184.00 |
| Train 3 | | | | | |
| Planned unavailable hours | 6.58 | 10.83 | 34.25 | 3.81 | 0 |
| Unplanned unavailable hours | 1.80 | 26.17 | 0 | 0 | 0 |
| Fault exposure hours | 0 | 1443.93 | 0 | 0 | 0 |
| Effective Reset hours | 0 | 0 | 0 | 0 | 0 |
| Required hours | 2184.00 | 2208.00 | 2208.00 | 2184.00 | 2184.00 |
| | | | | | |
| Indicator value | | | 3.7% | 3.5% | 3.2% |

Licensee Comments:

3Q/99: Fault Exposure Hours Reset per NEI, "Supplemental Guidance for Fault Exposure Hour Reset", December 6, 2001

3Q/99: Train three was revised to reflect the removal of fault exposure hours. NRC supplemental inspection completed in Inspection Report 2001-002. All corrective actions have been completed.

Safety System Unavailability, High Pressure Injection System (HPSI)



Thresholds: White > 1.5% Yellow > 5.0% Red > 10.0%

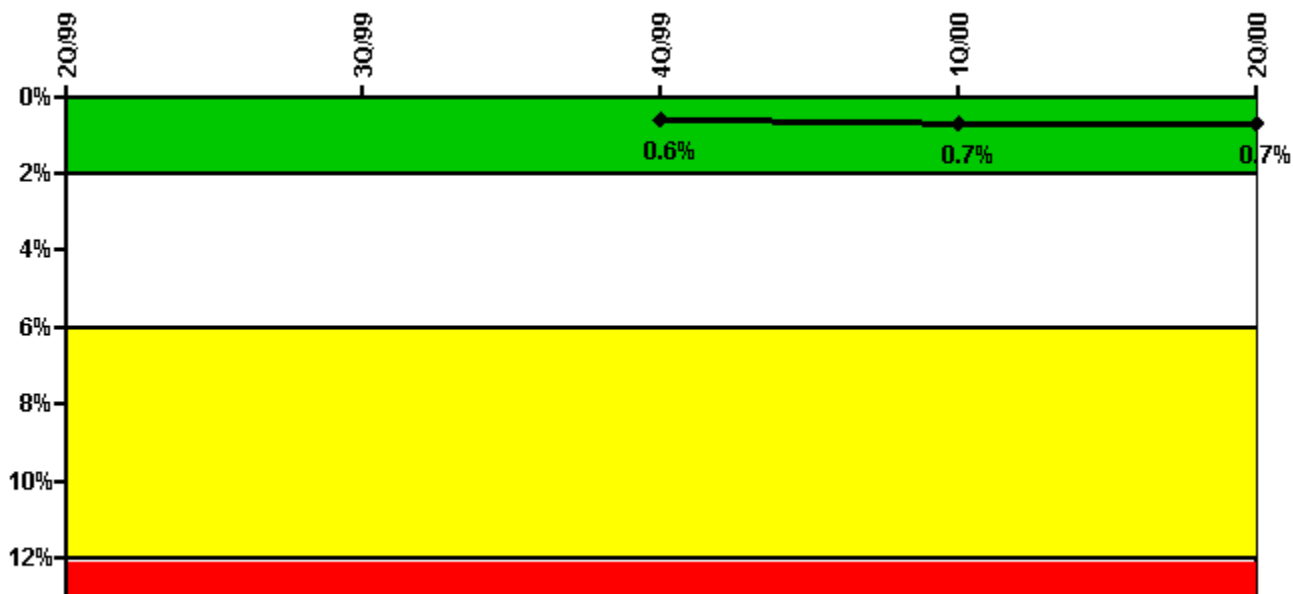
Notes

| Safety System Unavailability, High Pressure Injection System (HPSI) | 2Q/99 | 3Q/99 | 4Q/99 | 1Q/00 | 2Q/00 |
|---|---------|---------|-------------|-------------|-------------|
| Train 1 | | | | | |
| Planned unavailable hours | 4.00 | 0 | 0 | 3.60 | 0 |
| Unplanned unavailable hours | 0 | 0 | 0 | 0 | 0 |
| Fault exposure hours | 0 | 0 | 0 | 0 | 0 |
| Effective Reset hours | 0 | 0 | 0 | 0 | 0 |
| Required hours | 2183.00 | 1478.50 | 1902.00 | 1099.50 | 0 |
| Train 2 | | | | | |
| Planned unavailable hours | 0.30 | 0 | 3.50 | 0 | 0 |
| Unplanned unavailable hours | 0 | 0 | 0 | 0 | 0 |
| Fault exposure hours | 0 | 0 | 0 | 0 | 0 |
| Effective Reset hours | 0 | 0 | 0 | 0 | 0 |
| Required hours | 2183.00 | 1478.50 | 1902.00 | 1099.50 | 0 |
| Train 3 | | | | | |
| Planned unavailable hours | 4.00 | 0 | 0 | 0 | 0 |
| Unplanned unavailable hours | 0 | 9.50 | 0 | 0 | 0 |
| Fault exposure hours | 0 | 0 | 0 | 0 | 0 |
| Effective Reset hours | 0 | 0 | 0 | 0 | 0 |
| Required hours | 2183.00 | 1478.50 | 1902.00 | 1099.50 | 0 |
| | | | | | |
| Indicator value | | | 0.1% | 0.1% | 0.1% |

Licensee Comments:

2Q/00: Unit off-line for the 2nd quarter.

Safety System Unavailability, Heat Removal System (AFW)



Thresholds: White > 2.0% Yellow > 6.0% Red > 12.0%

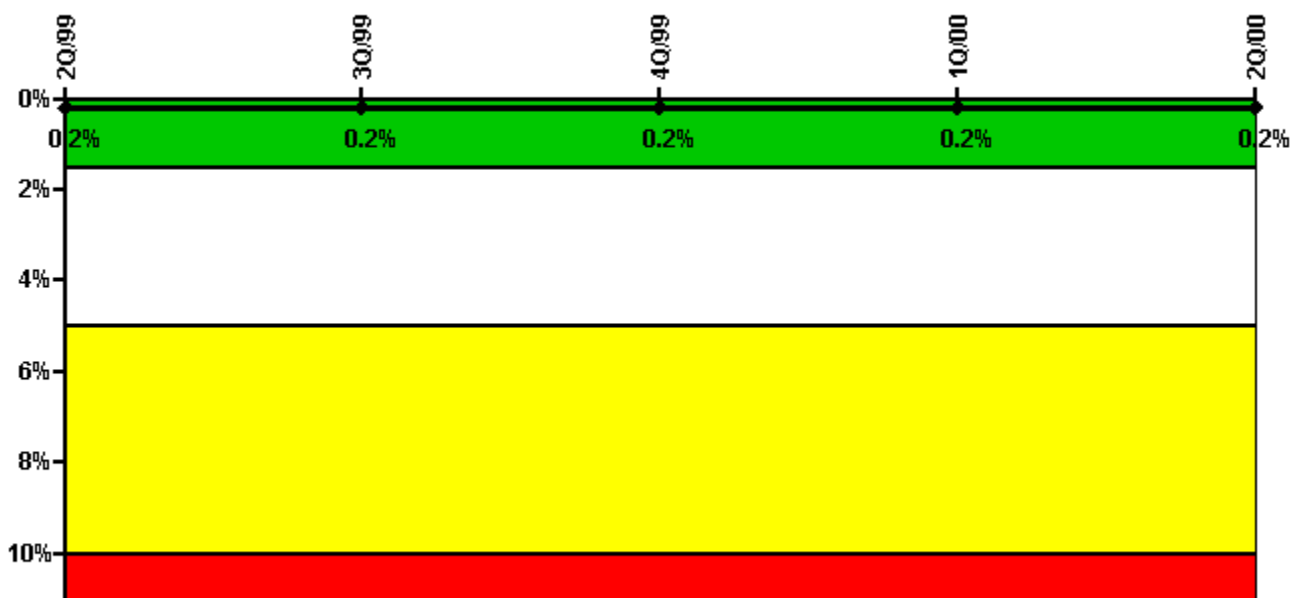
Notes

| Safety System Unavailability, Heat Removal System (AFW) | 2Q/99 | 3Q/99 | 4Q/99 | 1Q/00 | 2Q/00 |
|---|---------|---------|-------------|-------------|-------------|
| Train 1 | | | | | |
| Planned unavailable hours | 1.00 | 0 | 1.00 | 0 | 0 |
| Unplanned unavailable hours | 0 | 0 | 0 | 0 | 0 |
| Fault exposure hours | 0 | 0 | 0 | 0 | 0 |
| Effective Reset hours | 0 | 0 | 0 | 0 | 0 |
| Required hours | 2183.00 | 1478.50 | 1902.00 | 1099.50 | 0 |
| Train 2 | | | | | |
| Planned unavailable hours | 12.00 | 11.00 | 2.50 | 13.70 | 0 |
| Unplanned unavailable hours | 5.00 | 0 | 0 | 0.30 | 0 |
| Fault exposure hours | 0 | 0 | 0 | 0 | 0 |
| Effective Reset hours | 0 | 0 | 0 | 0 | 0 |
| Required hours | 2183.00 | 1478.50 | 1902.00 | 1099.50 | 0 |
| Train 3 | | | | | |
| Planned unavailable hours | 2.00 | 6.00 | 2.00 | 13.00 | 0 |
| Unplanned unavailable hours | 0 | 26.50 | 0 | 0 | 0 |
| Fault exposure hours | 0 | 0 | 0 | 0 | 0 |
| Effective Reset hours | 0 | 0 | 0 | 0 | 0 |
| Required hours | 2183.00 | 1478.50 | 1902.00 | 1099.50 | 0 |
| | | | | | |
| Indicator value | | | 0.6% | 0.7% | 0.7% |

Licensee Comments:

2Q/00: Unit off-line for 2nd quarter.

Safety System Unavailability, Residual Heat Removal System



Thresholds: White > 1.5% Yellow > 5.0% Red > 10.0%

Notes

| Safety System Unavailability, Residual Heat Removal System | 2Q/99 | 3Q/99 | 4Q/99 | 1Q/00 | 2Q/00 |
|--|---------|---------|---------|---------|-------|
| Train 1 | | | | | |
| Planned unavailable hours | 0 | 1.00 | 0.40 | 0.50 | 0 |
| Unplanned unavailable hours | 0 | 0 | 0 | 0 | 0 |
| Fault exposure hours | 0 | 0 | 0 | 0 | 0 |
| Effective Reset hours | 0 | 0 | 0 | 0 | 0 |
| Required hours | 2183.00 | 2208.00 | 2209.00 | 2184.00 | 0 |
| Train 2 | | | | | |
| Planned unavailable hours | 0 | 6.00 | 0.10 | 0.50 | 0 |
| Unplanned unavailable hours | 0 | 10.50 | 0 | 0 | 0 |
| Fault exposure hours | 0 | 0 | 0 | 0 | 0 |
| Effective Reset hours | 0 | 0 | 0 | 0 | 0 |
| Required hours | 2183.00 | 2208.00 | 2209.00 | 2184.00 | 0 |
| Train 3 | | | | | |
| Planned unavailable hours | 0 | 0 | 0 | 0 | 0 |
| Unplanned unavailable hours | 0 | 0 | 0 | 0 | 0 |
| Fault exposure hours | 0 | 0 | 0 | 0 | 0 |
| Effective Reset hours | 0 | 0 | 0 | 0 | 0 |
| Required hours | 2183.00 | 2208.00 | 2209.00 | 2184.00 | 0 |
| Train 4 | | | | | |

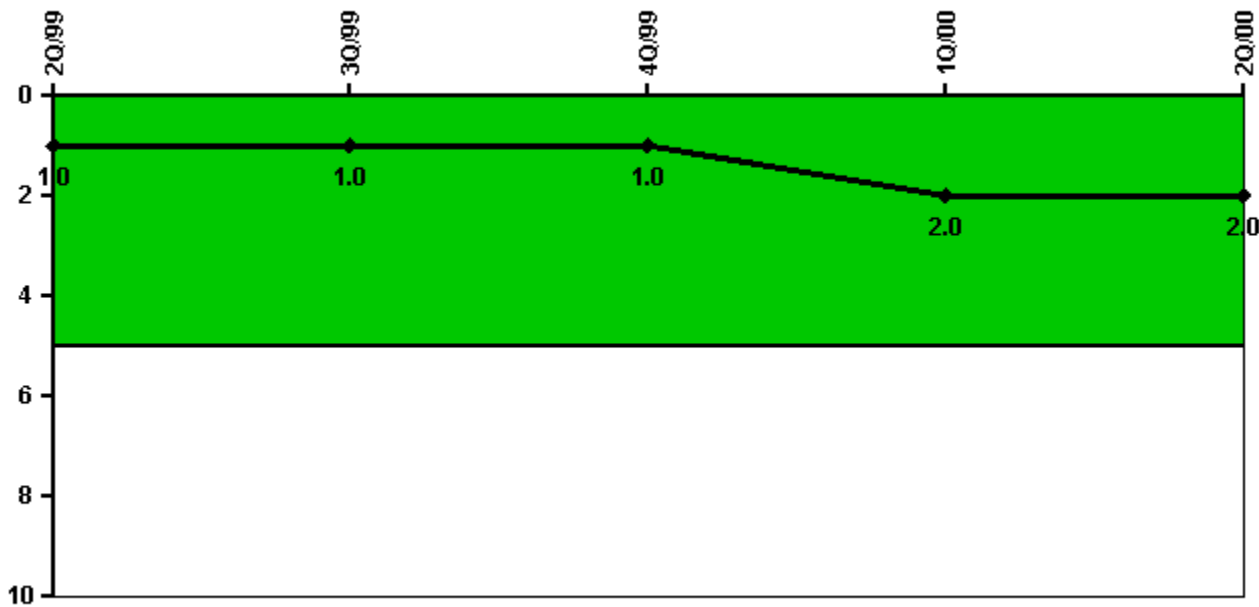
| | | | | | |
|-----------------------------|---------|---------|---------|---------|------|
| Planned unavailable hours | 0 | 0 | 0 | 0 | 0 |
| Unplanned unavailable hours | 0 | 0 | 0 | 0 | 0 |
| Fault exposure hours | 0 | 0 | 0 | 0 | 0 |
| Effective Reset hours | 0 | 0 | 0 | 0 | 0 |
| Required hours | 2183.00 | 2208.00 | 2209.00 | 2184.00 | 0 |
| Indicator value | 0.2% | 0.2% | 0.2% | 0.2% | 0.2% |

Licensee Comments:

2Q/00: Unit off-line for 2nd quarter.

2Q/00: Unit off-line for 2nd quarter.

Safety System Functional Failures (PWR)



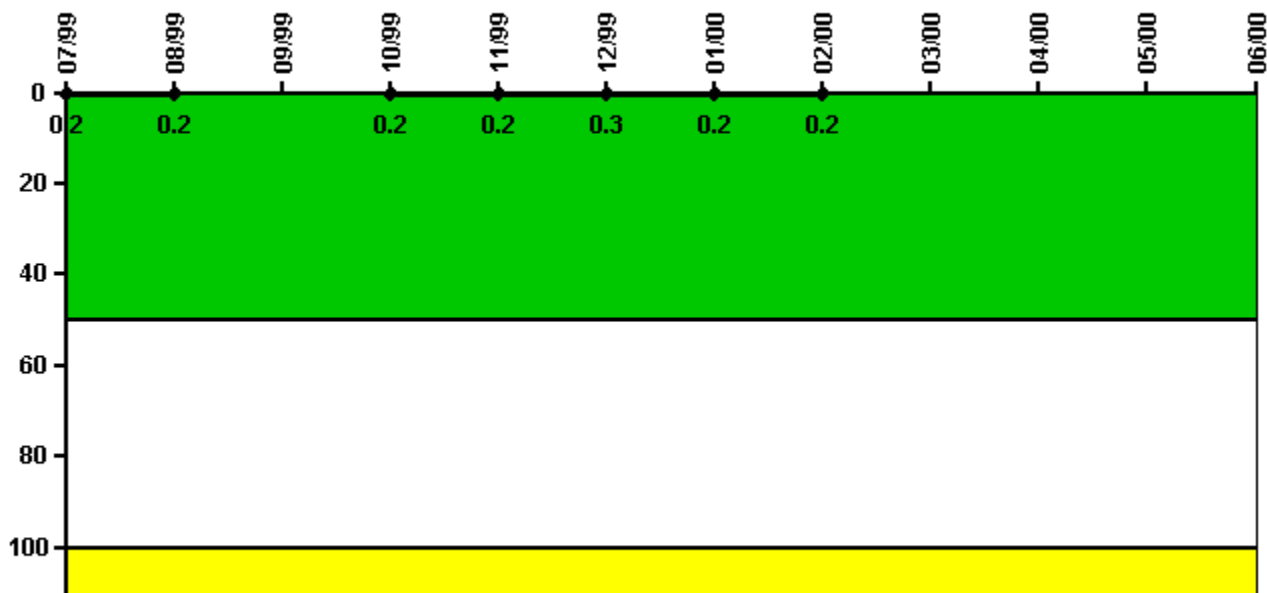
Thresholds: White > 5.0

Notes

| Safety System Functional Failures (PWR) | 2Q/99 | 3Q/99 | 4Q/99 | 1Q/00 | 2Q/00 |
|---|-------|-------|-------|-------|-------|
| Safety System Functional Failures | 0 | 0 | 1 | 1 | 0 |
| Indicator value | 1 | 1 | 1 | 2 | 2 |

Licensee Comments: none

Reactor Coolant System Activity



Thresholds: White > 50.0 Yellow > 100.0

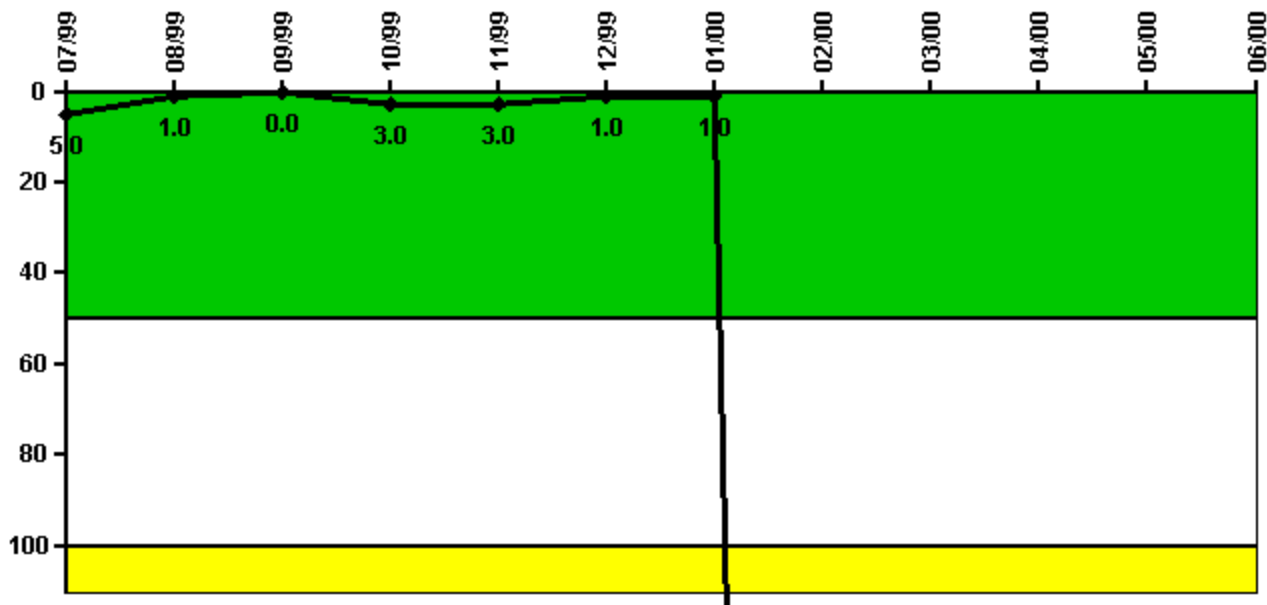
Notes

| Reactor Coolant System Activity | 7/99 | 8/99 | 9/99 | 10/99 | 11/99 | 12/99 | 1/00 | 2/00 | 3/00 | 4/00 | 5/00 | 6/00 |
|---------------------------------|----------|----------|------|----------|----------|----------|----------|----------|------|------|------|------|
| Maximum activity | 0.002340 | 0.002370 | | 0.002190 | 0.002300 | 0.002600 | 0.002390 | 0.002280 | N/A | N/A | N/A | N/A |
| Technical specification limit | 1.0 | 1.0 | | 1.0 | 1.0 | 1.0 | 1.0 | 1.0 | 1.0 | 1.0 | 1.0 | 1.0 |
| Indicator value | 0.2 | 0.2 | | 0.2 | 0.2 | 0.3 | 0.2 | 0.2 | N/A | N/A | N/A | N/A |

Licensee Comments:

6/00: Unit off-line for 2nd quarter.

Reactor Coolant System Leakage



Thresholds: White > 50.0 Yellow > 100.0

Notes

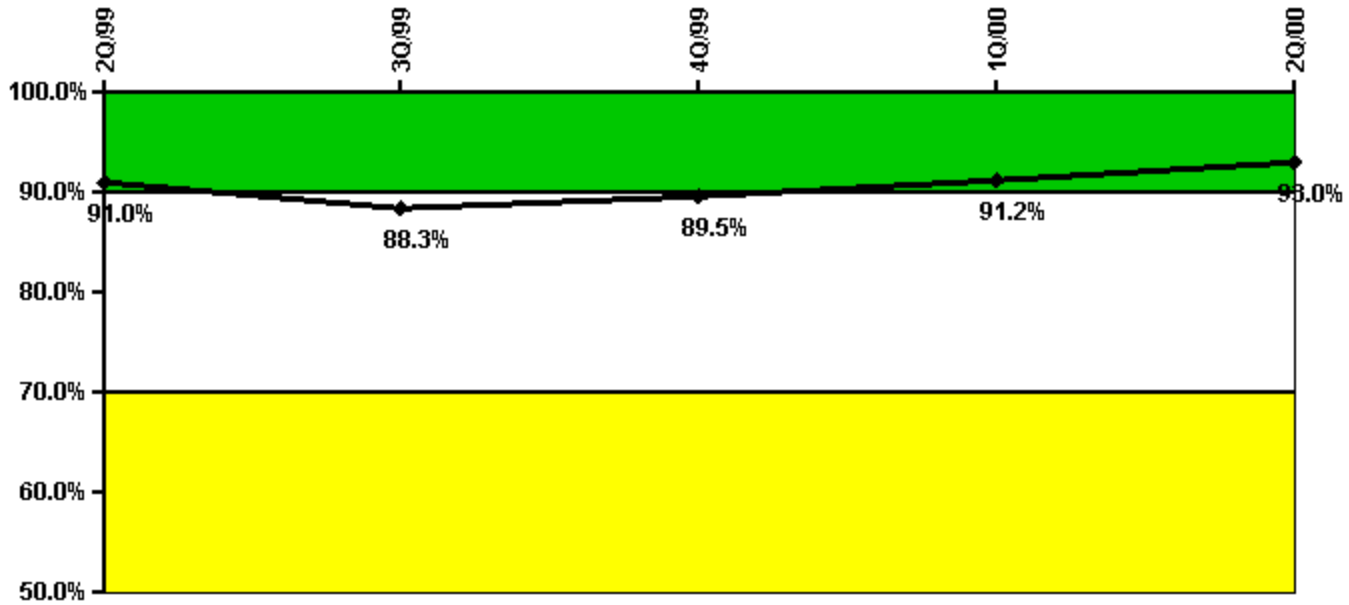
| Reactor Coolant System Leakage | 7/99 | 8/99 | 9/99 | 10/99 | 11/99 | 12/99 | 1/00 | 2/00 | 3/00 | 4/00 | 5/00 | 6/00 |
|--------------------------------|-------|-------|------|-------|-------|-------|-------|---------|------|------|------|------|
| Maximum leakage | 0.500 | 0.100 | 0 | 0.300 | 0.300 | 0.100 | 0.100 | 109.000 | N/A | N/A | N/A | N/A |
| Technical specification limit | 10.0 | 10.0 | 10.0 | 10.0 | 10.0 | 10.0 | 10.0 | 10.0 | 10.0 | 10.0 | 10.0 | 10.0 |
| Indicator value | 5.0 | 1.0 | 0 | 3.0 | 3.0 | 1.0 | 1.0 | 1090.0 | N/A | N/A | N/A | N/A |

Licensee Comments:

6/00: Unit off-line for 2nd quarter.

6/00: Unit off-line for 2nd quarter.

Drill/Exercise Performance



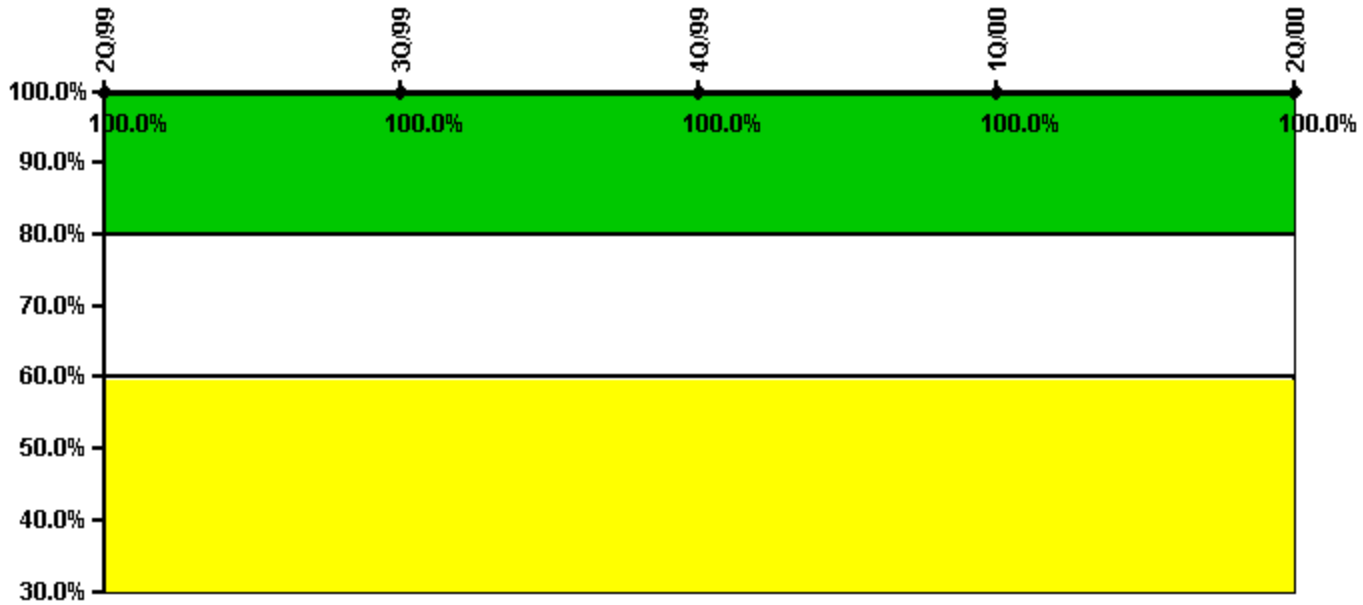
Thresholds: White < 90.0% Yellow < 70.0%

Notes

| Drill/Exercise Performance | 2Q/99 | 3Q/99 | 4Q/99 | 1Q/00 | 2Q/00 |
|----------------------------|-------|-------|-------|-------|-------|
| Successful opportunities | 0 | 22.0 | 28.0 | 29.0 | 30.0 |
| Total opportunities | 0 | 27.0 | 28.0 | 30.0 | 30.0 |
| | | | | | |
| Indicator value | 91.0% | 88.3% | 89.5% | 91.2% | 93.0% |

Licensee Comments: none

ERO Drill Participation



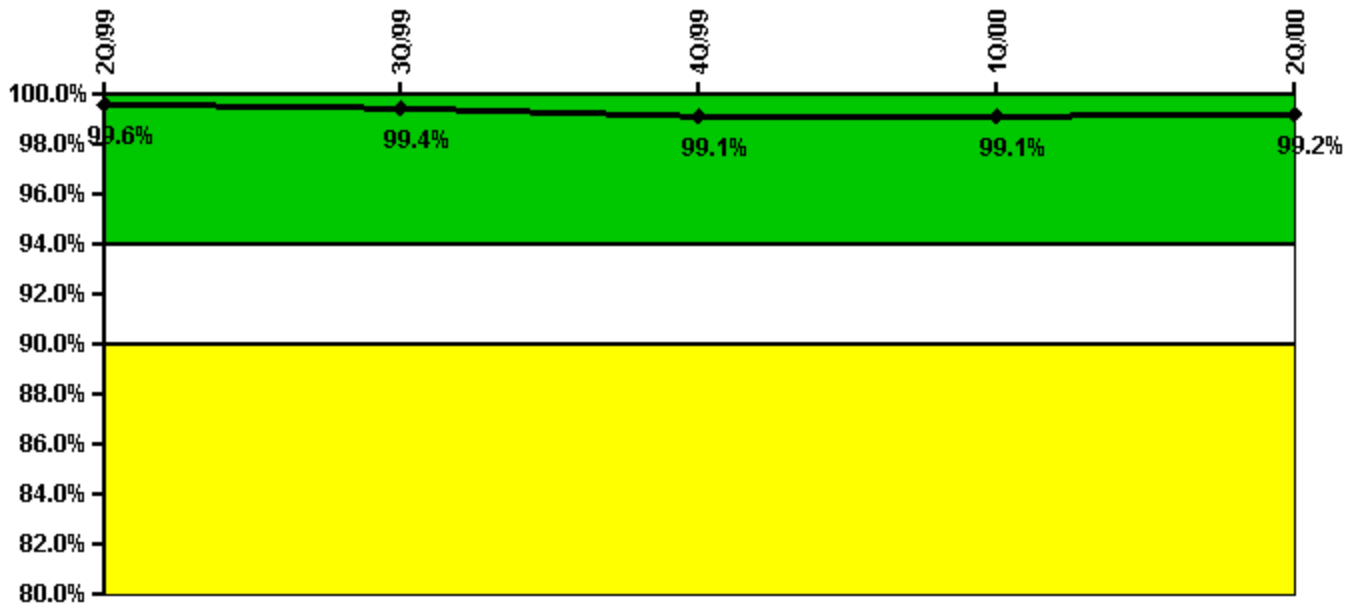
Thresholds: White < 80.0% Yellow < 60.0%

Notes

| ERO Drill Participation | 2Q/99 | 3Q/99 | 4Q/99 | 1Q/00 | 2Q/00 |
|-----------------------------|---------------|---------------|---------------|---------------|---------------|
| Participating Key personnel | 60.0 | 59.0 | 63.0 | 62.0 | 67.0 |
| Total Key personnel | 60.0 | 59.0 | 63.0 | 62.0 | 67.0 |
| | | | | | |
| Indicator value | 100.0% | 100.0% | 100.0% | 100.0% | 100.0% |

Licensee Comments: none

Alert & Notification System



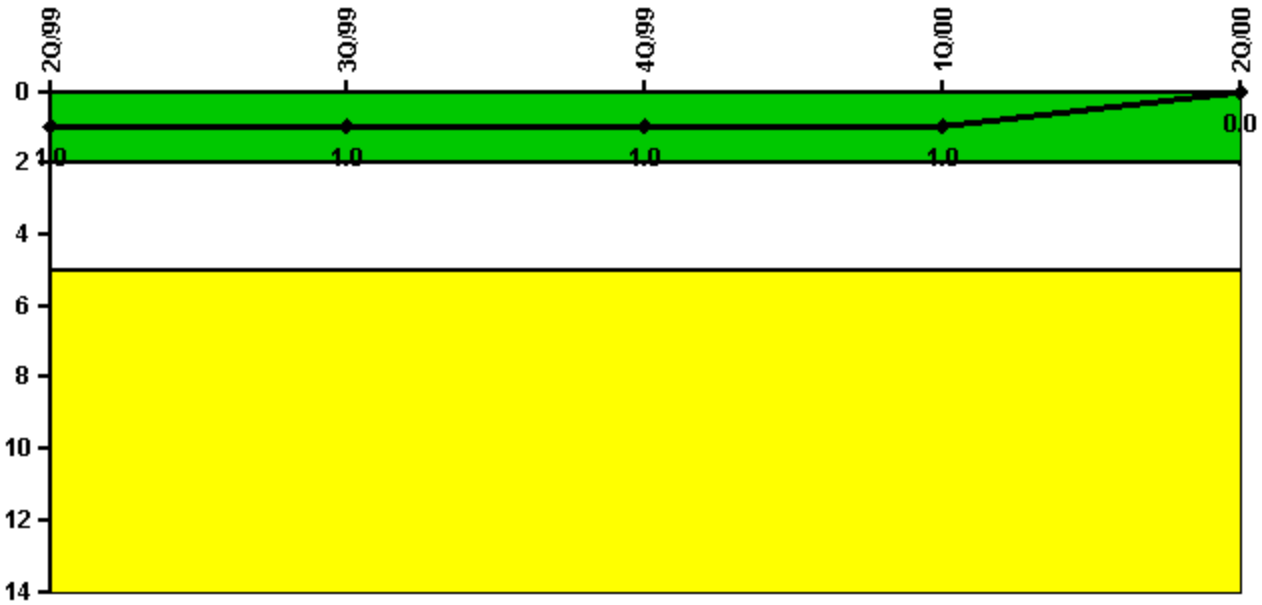
Thresholds: White < 94.0% Yellow < 90.0%

Notes

| Alert & Notification System | 2Q/99 | 3Q/99 | 4Q/99 | 1Q/00 | 2Q/00 |
|-----------------------------|-------|-------|-------|-------|-------|
| Successful siren-tests | 1071 | 1067 | 1217 | 920 | 1225 |
| Total sirens-tests | 1078 | 1078 | 1232 | 924 | 1232 |
| | | | | | |
| Indicator value | 99.6% | 99.4% | 99.1% | 99.1% | 99.2% |

Licensee Comments: none

Occupational Exposure Control Effectiveness



Thresholds: White > 2.0 Yellow > 5.0

Notes

| Occupational Exposure Control Effectiveness | 2Q/99 | 3Q/99 | 4Q/99 | 1Q/00 | 2Q/00 |
|---|----------|----------|----------|----------|----------|
| High radiation area occurrences | 1 | 0 | 0 | 0 | 0 |
| Very high radiation area occurrences | 0 | 0 | 0 | 0 | 0 |
| Unintended exposure occurrences | 0 | 0 | 0 | 0 | 0 |
| Indicator value | 1 | 1 | 1 | 1 | 0 |

Licensee Comments: none

RETS/ODCM Radiological Effluent



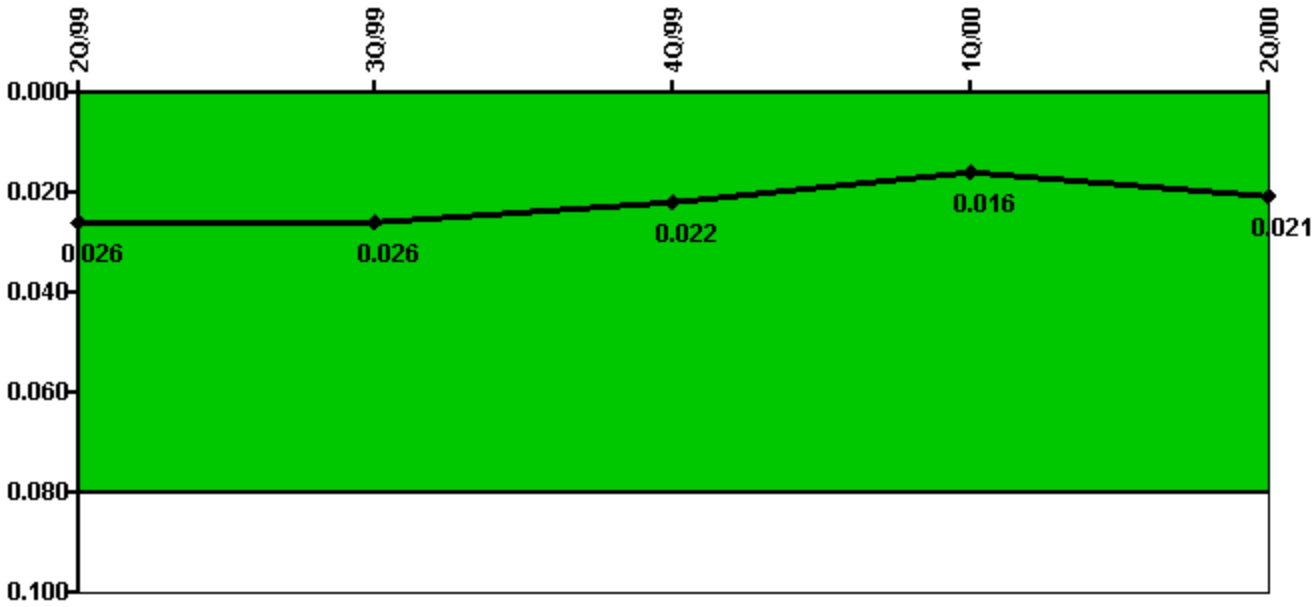
Thresholds: White > 1.0 Yellow > 3.0

Notes

| RETS/ODCM Radiological Effluent | 2Q/99 | 3Q/99 | 4Q/99 | 1Q/00 | 2Q/00 |
|---------------------------------|-------|-------|-------|-------|-------|
| RETS/ODCM occurrences | 0 | 0 | 0 | 0 | 0 |
| | | | | | |
| Indicator value | 0 | 0 | 0 | 0 | 0 |

Licensee Comments: none

Protected Area Security Performance Index




Thresholds: White > 0.080

Notes

| Protected Area Security Performance Index | 2Q/99 | 3Q/99 | 4Q/99 | 1Q/00 | 2Q/00 |
|---|--------------|--------------|--------------|--------------|--------------|
| IDS compensatory hours | 0 | 93.37 | 10.25 | 0 | 90.82 |
| CCTV compensatory hours | 2.4 | 0 | 56.5 | 135.7 | 0.6 |
| IDS normalization factor | 1.00 | 1.00 | 1.00 | 1.00 | 1.00 |
| CCTV normalization factor | 1.1 | 1.1 | 1.1 | 1.1 | 1.1 |
| | | | | | |
| Index Value | 0.026 | 0.026 | 0.022 | 0.016 | 0.021 |

Licensee Comments: none

Personnel Screening Program



Thresholds: White > 2.0 Yellow > 5.0

Notes

| Personnel Screening Program | 2Q/99 | 3Q/99 | 4Q/99 | 1Q/00 | 2Q/00 |
|-----------------------------|-------|-------|-------|-------|-------|
| Program failures | 0 | 0 | 0 | 0 | 0 |
| | | | | | |
| Indicator value | 0 | 0 | 0 | 0 | 0 |

Licensee Comments: none

FFD/Personnel Reliability



Thresholds: White > 2.0 Yellow > 5.0

Notes

| FFD/Personnel Reliability | 2Q/99 | 3Q/99 | 4Q/99 | 1Q/00 | 2Q/00 |
|---------------------------|-------|-------|-------|-------|-------|
| Program Failures | 0 | 0 | 0 | 0 | 0 |
| | | | | | |
| Indicator value | 0 | 0 | 0 | 0 | 0 |

Licensee Comments: none

▲ [PI Summary](#) | [Inspection Findings Summary](#) | [Reactor Oversight Process](#)

Last Modified: April 1, 2002