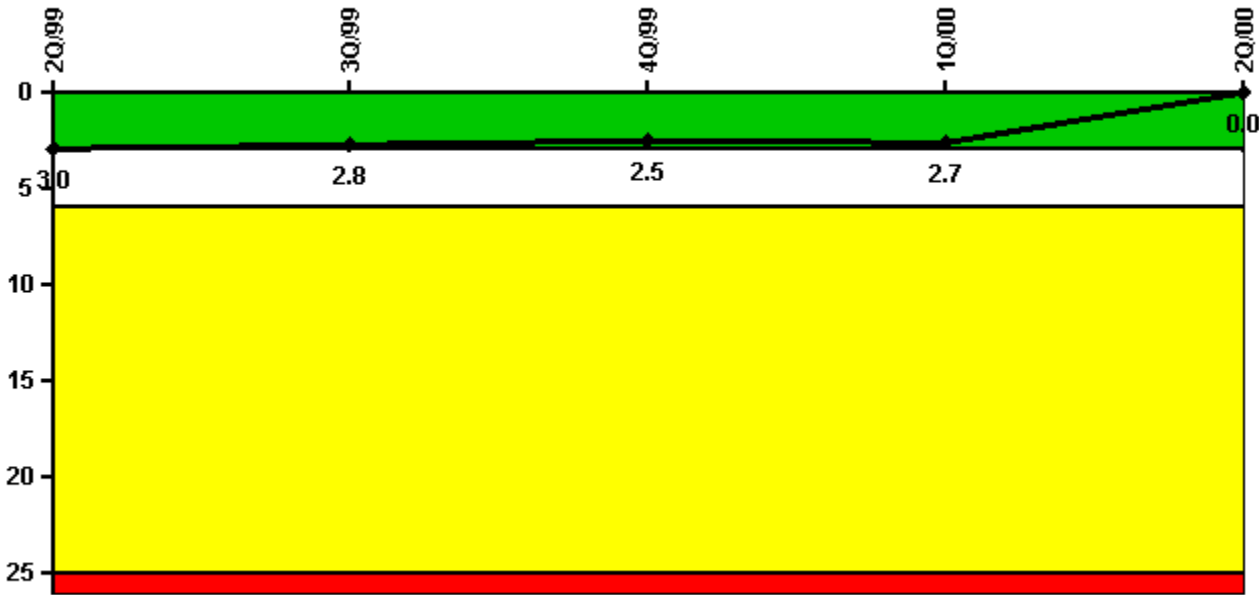


Hatch 2

2Q/2000 Performance Indicators

Licensee's General Comments: none

Unplanned Scrams per 7000 Critical Hrs



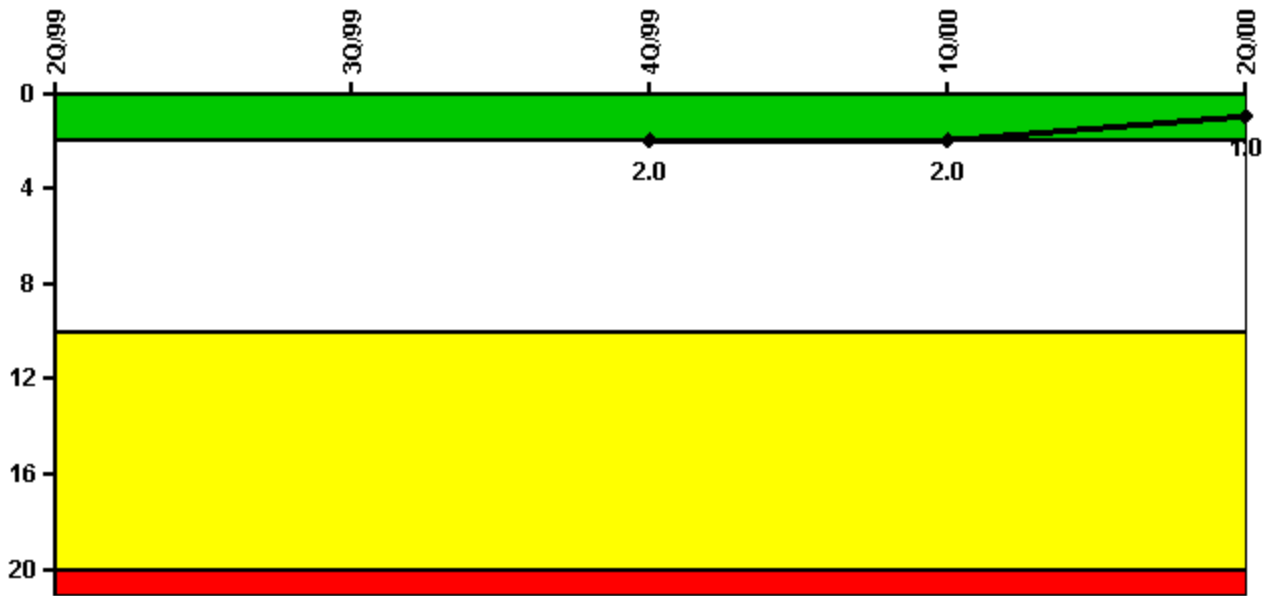
Thresholds: White > 3.0 Yellow > 6.0 Red > 25.0

Notes

Unplanned Scrams per 7000 Critical Hrs	2Q/99	3Q/99	4Q/99	1Q/00	2Q/00
Unplanned scrams	3.0	0	0	0	0
Critical hours	1878.8	2208.0	2209.0	1512.1	2007.9
Indicator value	3.0	2.8	2.5	2.7	0

Licensee Comments: none

Scrams with Loss of Normal Heat Removal



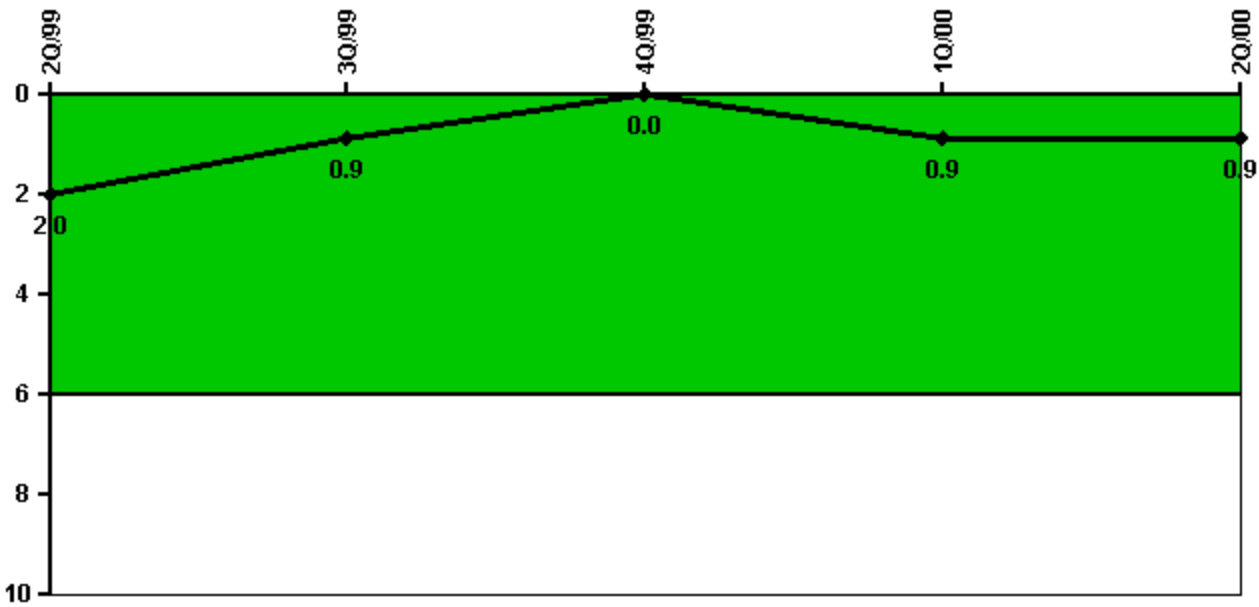
Thresholds: White > 2.0 Yellow > 10.0 Red > 20.0

Notes

Scrams with Loss of Normal Heat Removal	2Q/99	3Q/99	4Q/99	1Q/00	2Q/00
Scrams	1.0	0	0	0	0
Indicator value			2.0	2.0	1.0

Licensee Comments: none

Unplanned Power Changes per 7000 Critical Hrs



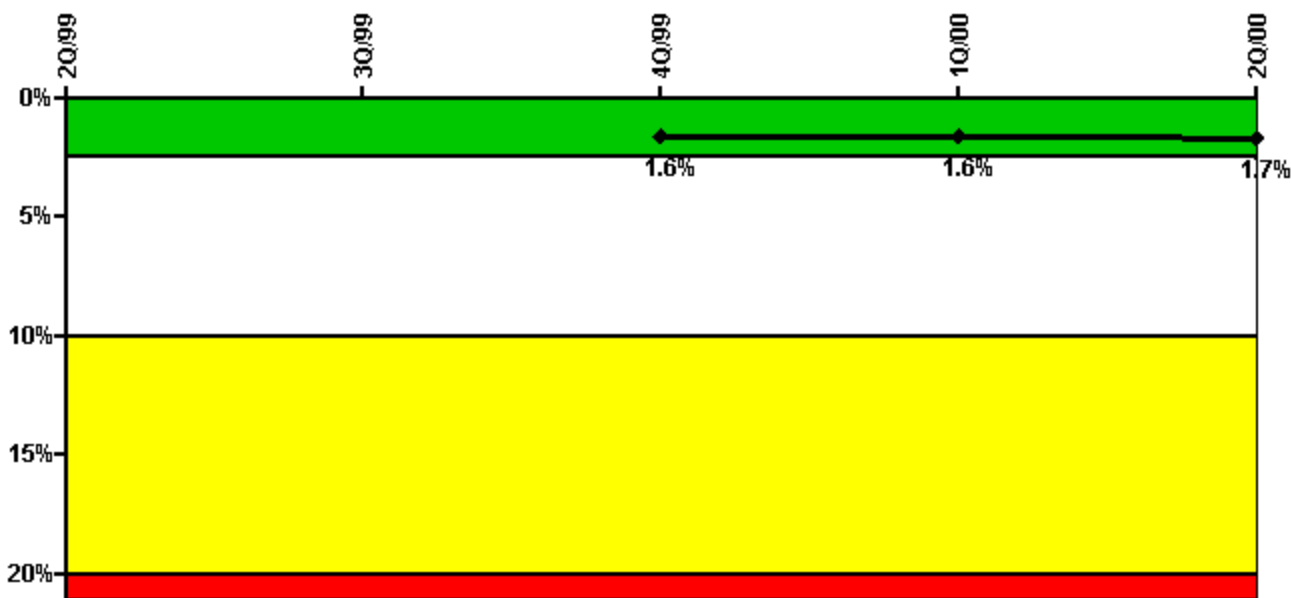
Thresholds: White > 6.0

Notes

Unplanned Power Changes per 7000 Critical Hrs	2Q/99	3Q/99	4Q/99	1Q/00	2Q/00
Unplanned power changes	0	0	0	1.0	0
Critical hours	1878.8	2208.0	2209.0	1512.1	2007.9
Indicator value	2.0	0.9	0	0.9	0.9

Licensee Comments: none

Safety System Unavailability, Emergency AC Power, >2EDG



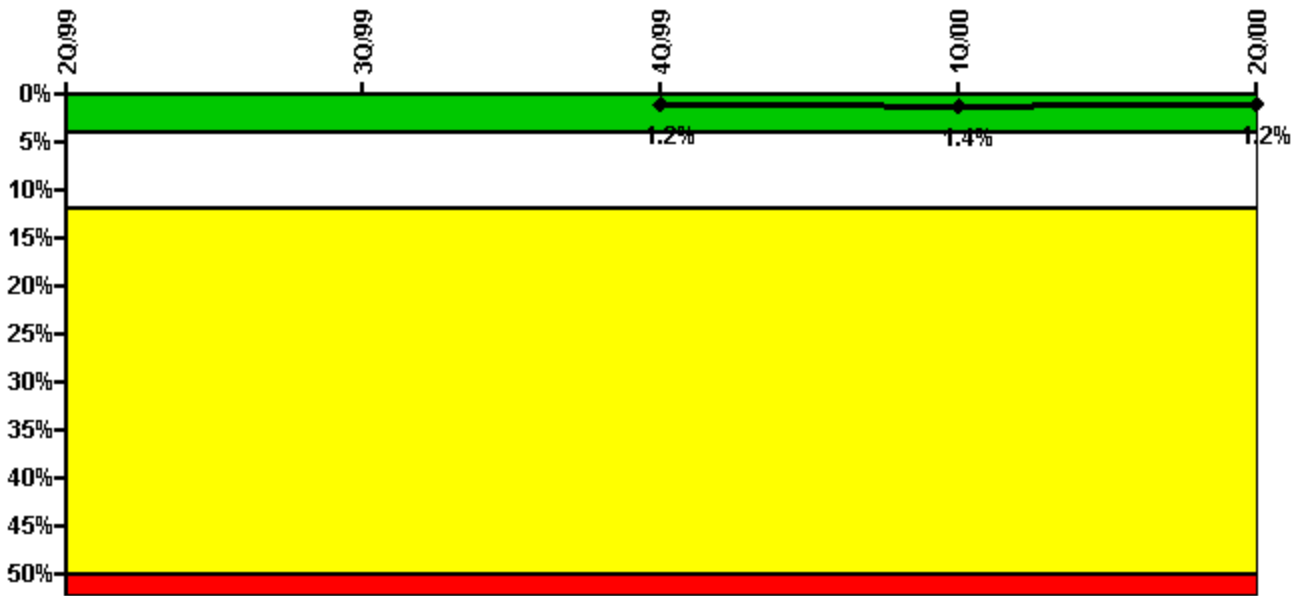
Thresholds: White > 2.5% Yellow > 10.0% Red > 20.0%

Notes

Safety System Unavailability, Emergency AC Power, >2EDG	2Q/99	3Q/99	4Q/99	1Q/00	2Q/00
Train 1					
Planned unavailable hours	0.60	0	0	0	0.08
Unplanned unavailable hours	0	2.98	0	0	0
Fault exposure hours	0	0	0	0	0
Effective Reset hours	0	0	0	0	0
Required hours	2183.00	2208.00	2209.00	2184.00	2183.00
Train 2					
Planned unavailable hours	0	0	0	0	0
Unplanned unavailable hours	0	0	0	0	0
Fault exposure hours	0	0	0	0	0
Effective Reset hours	0	0	0	0	0
Required hours	2183.00	2208.00	2209.00	2184.00	2183.00
Train 3					
Planned unavailable hours	90.72	0	0	5.90	0
Unplanned unavailable hours	0	0	0	0	51.30
Fault exposure hours	0	0	0	0	0
Effective Reset hours	0	0	0	0	0
Required hours	2183.00	2208.00	2209.00	2184.00	2183.00
Indicator value			1.6%	1.6%	1.7%

Licensee Comments: none

Safety System Unavailability, High Pressure Injection System (HPCI)



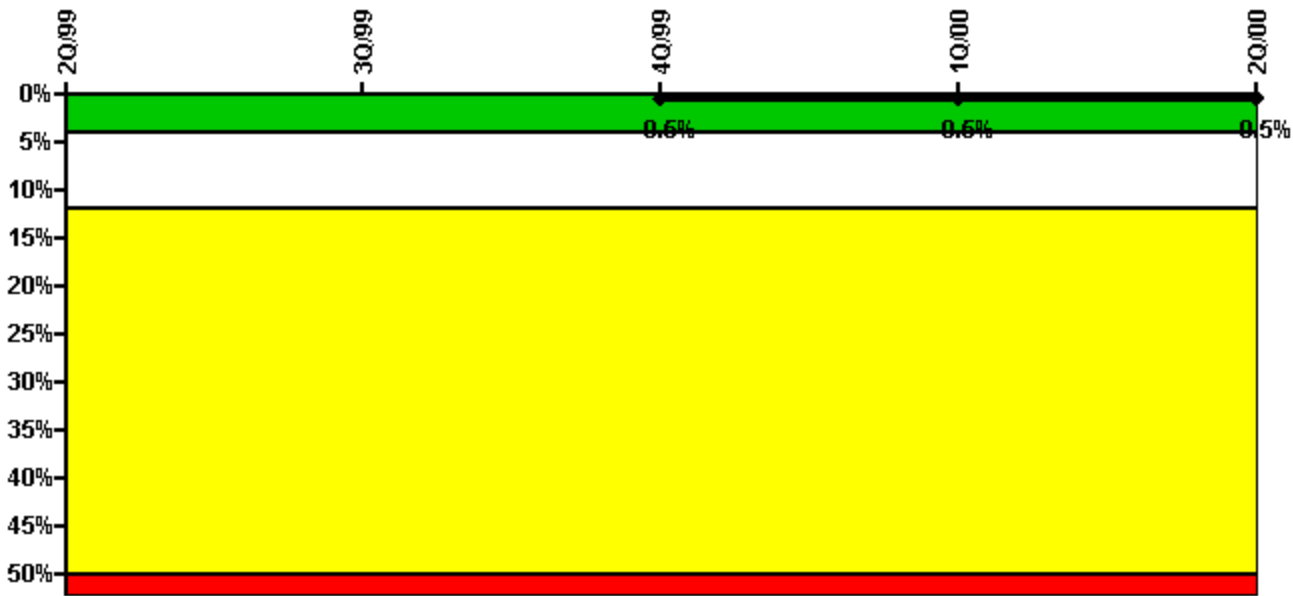
Thresholds: White > 4.0% Yellow > 12.0% Red > 50.0%

Notes

Safety System Unavailability, High Pressure Injection System (HPCI)	2Q/99	3Q/99	4Q/99	1Q/00	2Q/00
Train 1					
Planned unavailable hours	0	0	0	27.97	0
Unplanned unavailable hours	0	0	0	69.07	0
Fault exposure hours	0	0	0	0	0
Effective Reset hours	0	0	0	0	0
Required hours	1878.77	2208.00	2209.00	1512.12	2007.90
Indicator value			1.2%	1.4%	1.2%

Licensee Comments: none

Safety System Unavailability, Heat Removal System (RCIC)



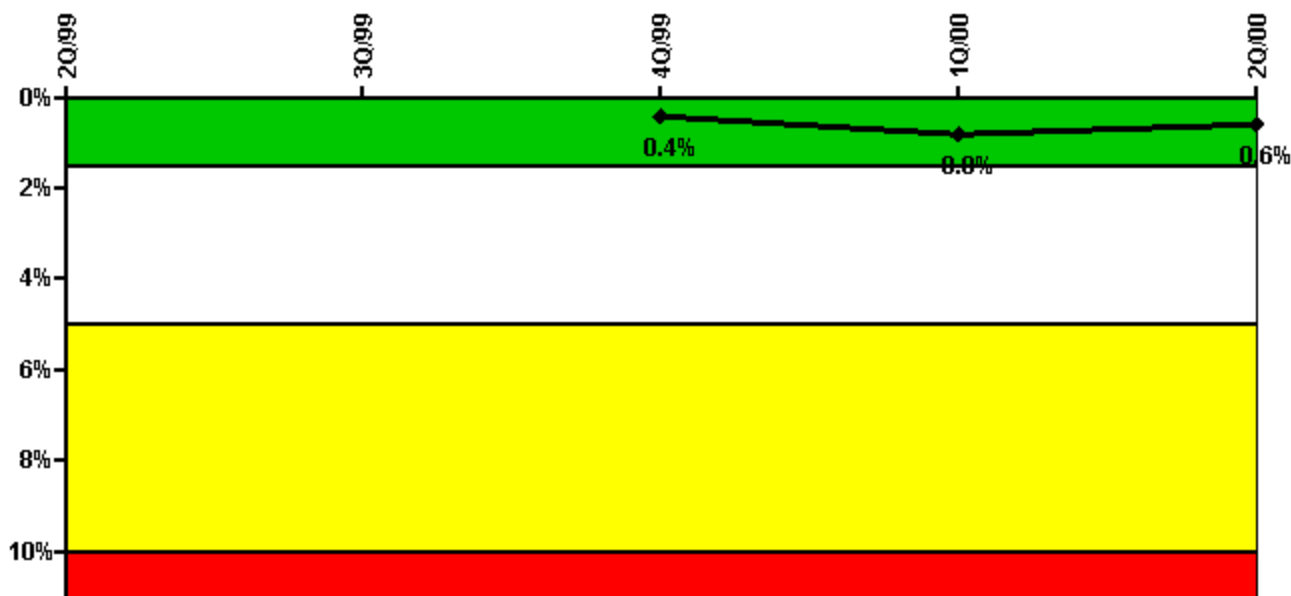
Thresholds: White > 4.0% Yellow > 12.0% Red > 50.0%

Notes

Safety System Unavailability, Heat Removal System (RCIC)	2Q/99	3Q/99	4Q/99	1Q/00	2Q/00
Train 1					
Planned unavailable hours	10.52	55.01	0	0.17	0.50
Unplanned unavailable hours	0	0	0	0	0
Fault exposure hours	0	0	0	0	0
Effective Reset hours	0	0	0	0	0
Required hours	1878.77	2208.00	2209.00	1512.12	2007.90
Indicator value			0.5%	0.5%	0.5%

Licensee Comments: none

Safety System Unavailability, Residual Heat Removal System



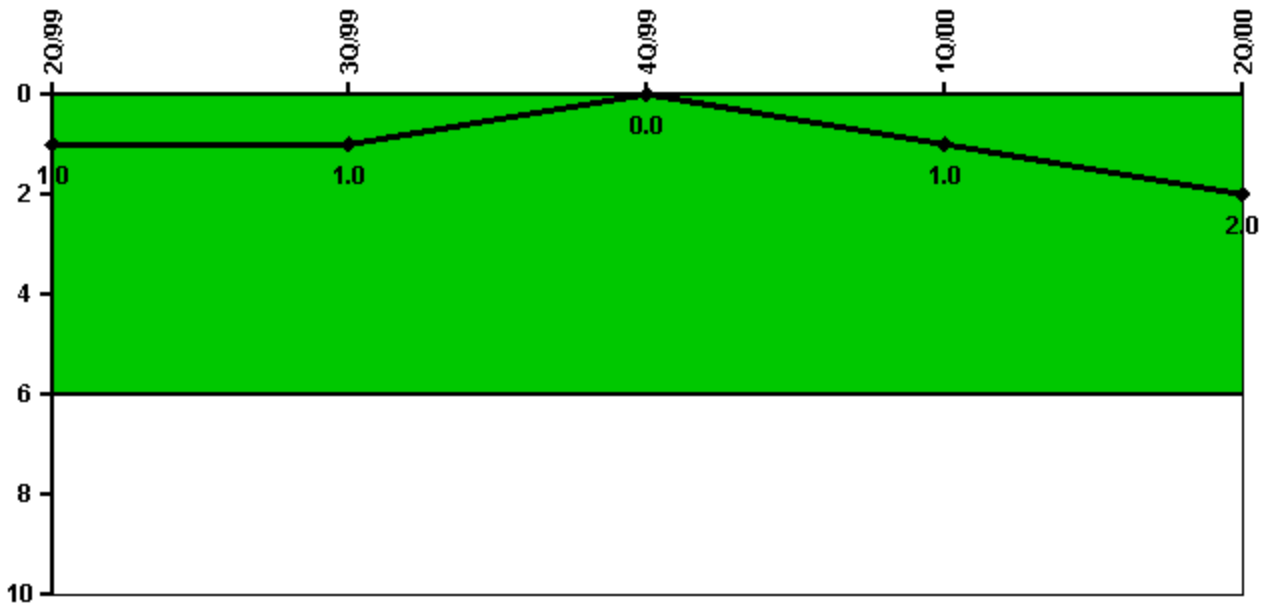
Thresholds: White > 1.5% Yellow > 5.0% Red > 10.0%

Notes

Safety System Unavailability, Residual Heat Removal System	2Q/99	3Q/99	4Q/99	1Q/00	2Q/00
Train 1					
Planned unavailable hours	0	0	0	17.00	1.20
Unplanned unavailable hours	0	0	0	0.45	0
Fault exposure hours	0	0	0	1.37	0
Effective Reset hours	0	0	0	0	0
Required hours	2183.00	2208.00	2209.00	2184.00	2183.00
Train 2					
Planned unavailable hours	0	0	12.58	154.25	0
Unplanned unavailable hours	12.45	0	0	0	0
Fault exposure hours	0	0	0	0	0
Effective Reset hours	0	0	0	0	0
Required hours	2183.00	2208.00	2209.00	2184.00	2183.00
Indicator value			0.4%	0.8%	0.6%

Licensee Comments: none

Safety System Functional Failures (BWR)



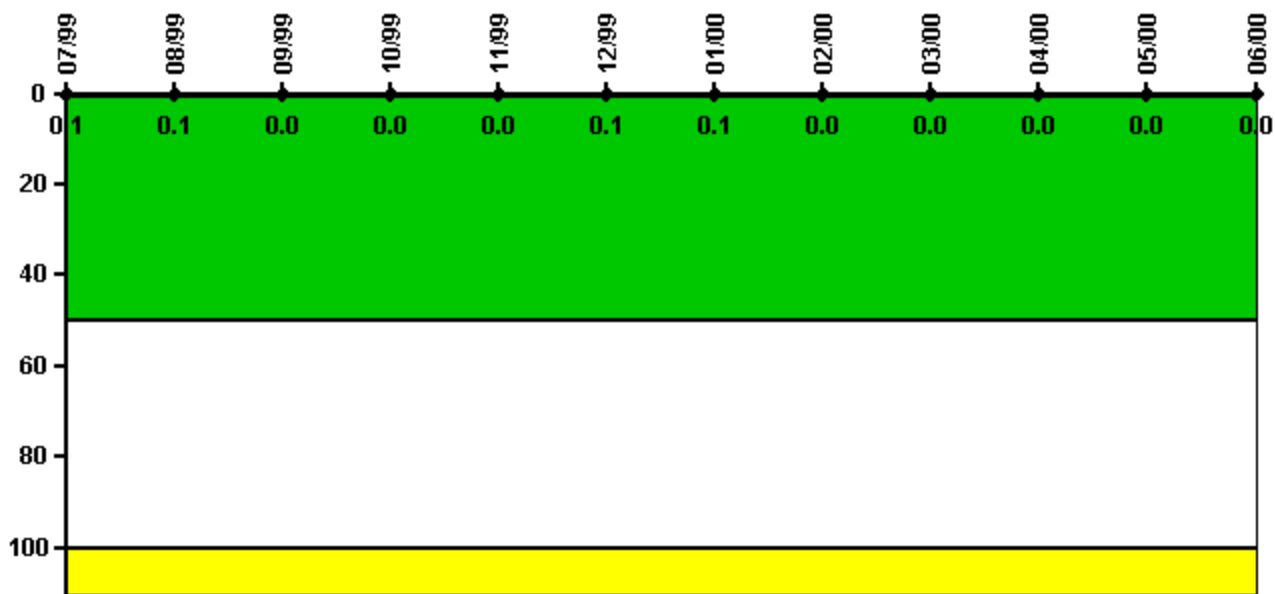
Thresholds: White > 6.0

Notes

Safety System Functional Failures (BWR)	2Q/99	3Q/99	4Q/99	1Q/00	2Q/00
Safety System Functional Failures	0	0	0	1	1
Indicator value	1	1	0	1	2

Licensee Comments: none

Reactor Coolant System Activity



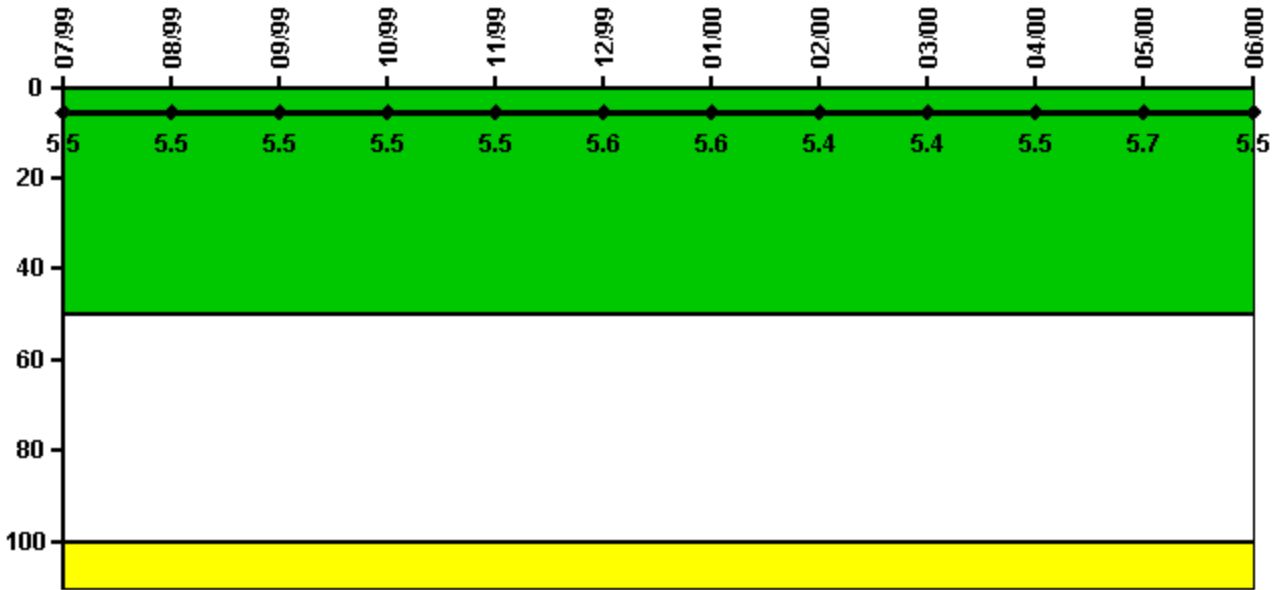
Thresholds: White > 50.0 Yellow > 100.0

Notes

Reactor Coolant System Activity	7/99	8/99	9/99	10/99	11/99	12/99	1/00	2/00	3/00	4/00	5/00	6/00
Maximum activity	0.000110	0.000100	0.000090	0.000090	0.000090	0.000100	0.000120	0.000090	0.000060	0.000020	0.000040	0.000030
Technical specification limit	0.2	0.2	0.2	0.2	0.2	0.2	0.2	0.2	0.2	0.2	0.2	0.2
Indicator value	0.1	0.1	0	0	0	0.1	0.1	0	0	0	0	0

Licensee Comments: none

Reactor Coolant System Leakage



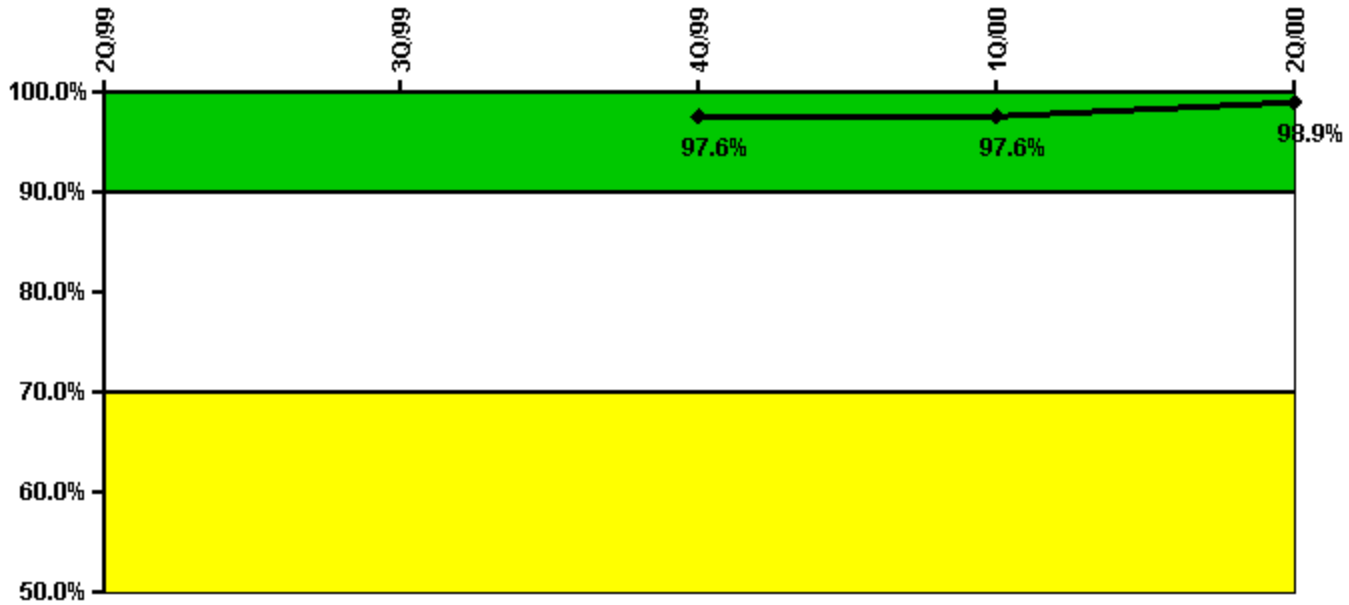
Thresholds: White > 50.0 Yellow > 100.0

Notes

Reactor Coolant System Leakage	7/99	8/99	9/99	10/99	11/99	12/99	1/00	2/00	3/00	4/00	5/00	6/00
Maximum leakage	1.650	1.650	1.660	1.650	1.650	1.680	1.670	1.610	1.620	1.650	1.700	1.650
Technical specification limit	30.0	30.0	30.0	30.0	30.0	30.0	30.0	30.0	30.0	30.0	30.0	30.0
Indicator value	5.5	5.5	5.5	5.5	5.5	5.6	5.6	5.4	5.4	5.5	5.7	5.5

Licensee Comments: none

Drill/Exercise Performance



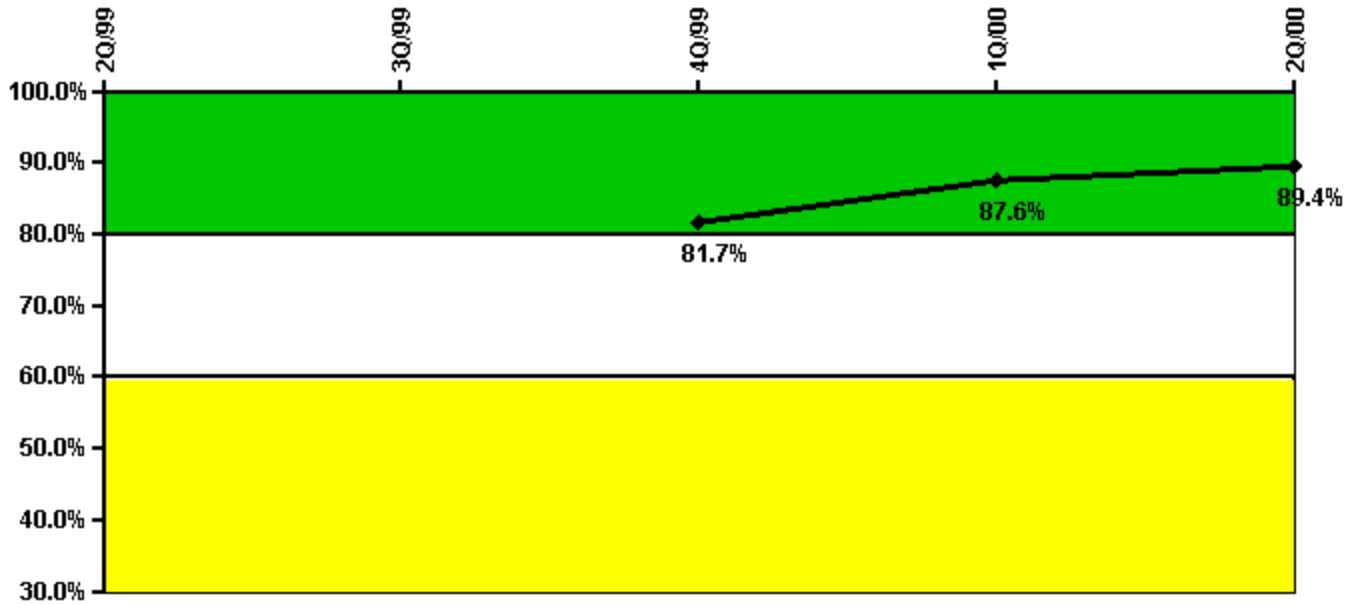
Thresholds: White < 90.0% Yellow < 70.0%

Notes

Drill/Exercise Performance	2Q/99	3Q/99	4Q/99	1Q/00	2Q/00
Successful opportunities	0	34.0	14.0	2.0	18.0
Total opportunities	0	34.0	14.0	2.0	19.0
Indicator value			97.6%	97.6%	98.9%

Licensee Comments: none

ERO Drill Participation



Thresholds: White < 80.0% Yellow < 60.0%

Notes

ERO Drill Participation	2Q/99	3Q/99	4Q/99	1Q/00	2Q/00
Participating Key personnel			94.0	99.0	110.0
Total Key personnel			115.0	113.0	123.0
Indicator value			81.7%	87.6%	89.4%

Licensee Comments: none

Alert & Notification System

**Not applicable due to
unique design
characteristics.
Performance in this area
will be assessed through
focused NRC inspection
efforts.**

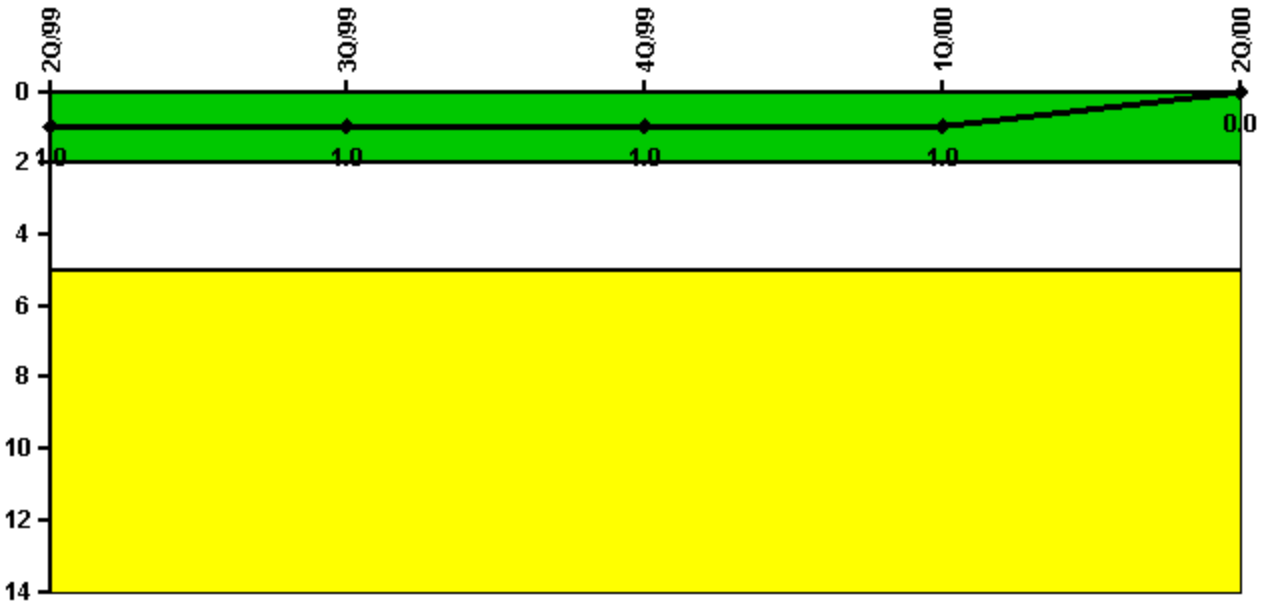
Notes

Alert & Notification System	2Q/99	3Q/99	4Q/99	1Q/00	2Q/00
Successful siren-tests					
Total sirens-tests					
Indicator value					

Licensee Comments:

2Q/00: Plant Hatch does not use sirens as an emergency notification system.

Occupational Exposure Control Effectiveness



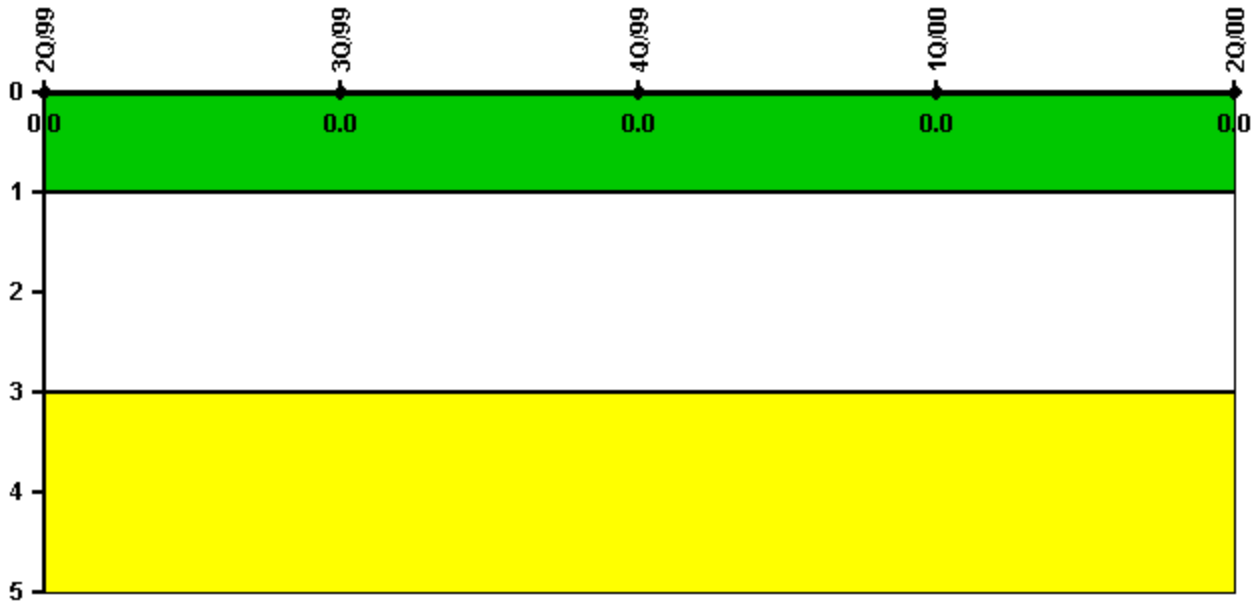
Thresholds: White > 2.0 Yellow > 5.0

Notes

Occupational Exposure Control Effectiveness	2Q/99	3Q/99	4Q/99	1Q/00	2Q/00
High radiation area occurrences	1	0	0	0	0
Very high radiation area occurrences	0	0	0	0	0
Unintended exposure occurrences	0	0	0	0	0
Indicator value	1	1	1	1	0

Licensee Comments: none

RETS/ODCM Radiological Effluent



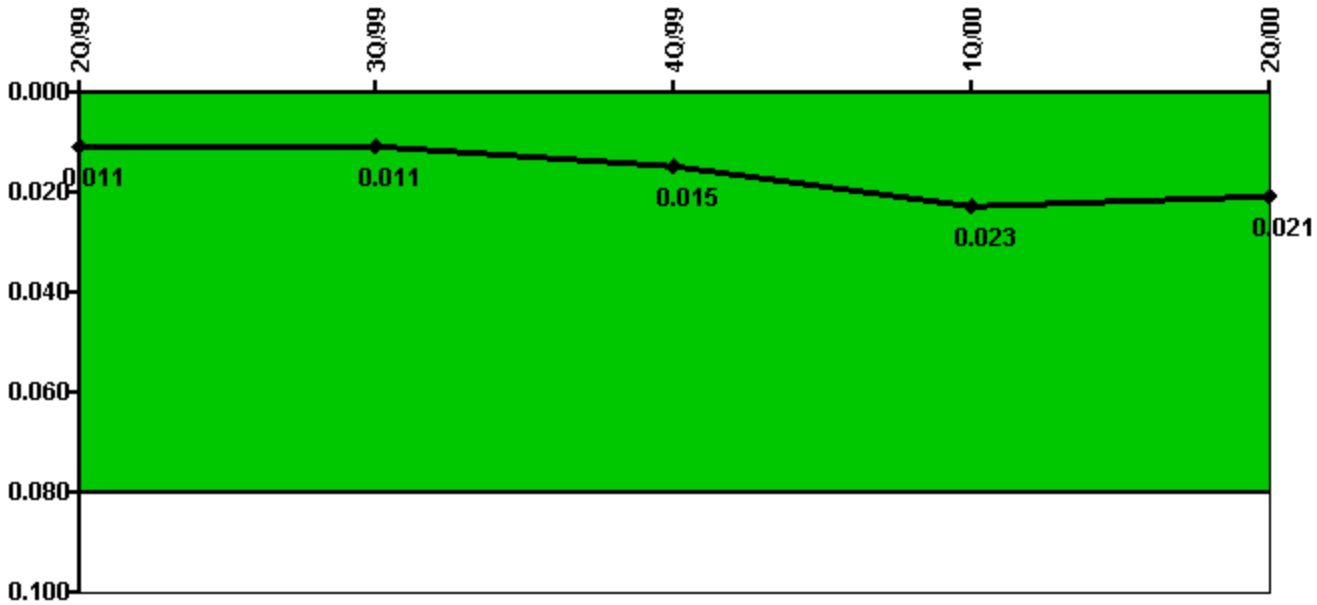
Thresholds: White > 1.0 Yellow > 3.0

Notes

RETS/ODCM Radiological Effluent	2Q/99	3Q/99	4Q/99	1Q/00	2Q/00
RETS/ODCM occurrences	0	0	0	0	0
Indicator value	0	0	0	0	0

Licensee Comments: none

Protected Area Security Performance Index



Thresholds: White > 0.080

Notes

Protected Area Security Performance Index	2Q/99	3Q/99	4Q/99	1Q/00	2Q/00
IDS compensatory hours	49.50	124.59	82.91	64.10	27.58
CCTV compensatory hours	18.2	1.8	0	95.7	2.0
IDS normalization factor	1.10	1.10	1.10	1.10	1.10
CCTV normalization factor	1.1	1.1	1.1	1.1	1.1
Index Value	0.011	0.011	0.015	0.023	0.021

Licensee Comments:

2Q/00: 2Q2000 - An IDS zone which is actually divided into 3 separate segments has been counted previously as 1. This has changed the normalization factor from 1.0 to 1.1. This change was also made to all previously submitted data. This change did not result in a threshold color change.

Personnel Screening Program



Thresholds: White > 2.0 Yellow > 5.0

Notes

Personnel Screening Program	2Q/99	3Q/99	4Q/99	1Q/00	2Q/00
Program failures	0	0	0	0	0
Indicator value	0	0	0	0	0

Licensee Comments: none

FFD/Personnel Reliability



Thresholds: White > 2.0 Yellow > 5.0

Notes

FFD/Personnel Reliability	2Q/99	3Q/99	4Q/99	1Q/00	2Q/00
Program Failures	0	0	0	0	0
Indicator value	0	0	0	0	0

Licensee Comments: none

[▲ PI Summary](#) | [Inspection Findings Summary](#) | [Reactor Oversight Process](#)

Last Modified: April 1, 2002