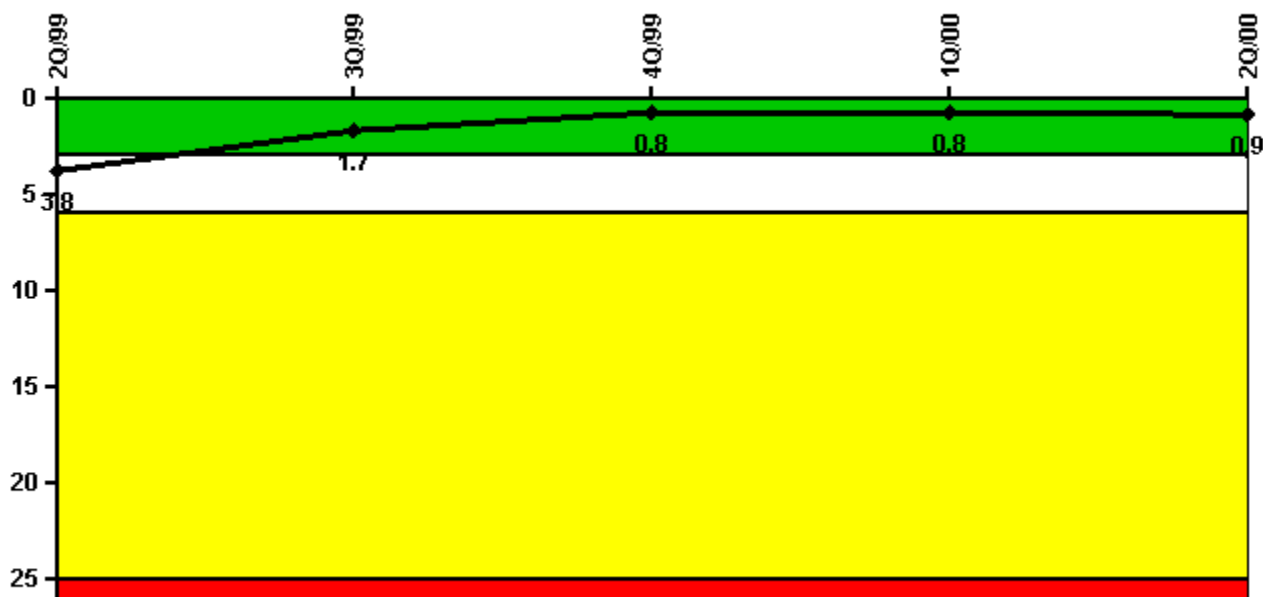


Fermi 2

2Q/2000 Performance Indicators

Licensee's General Comments: none

Unplanned Scrams per 7000 Critical Hrs



Thresholds: White > 3.0 Yellow > 6.0 Red > 25.0

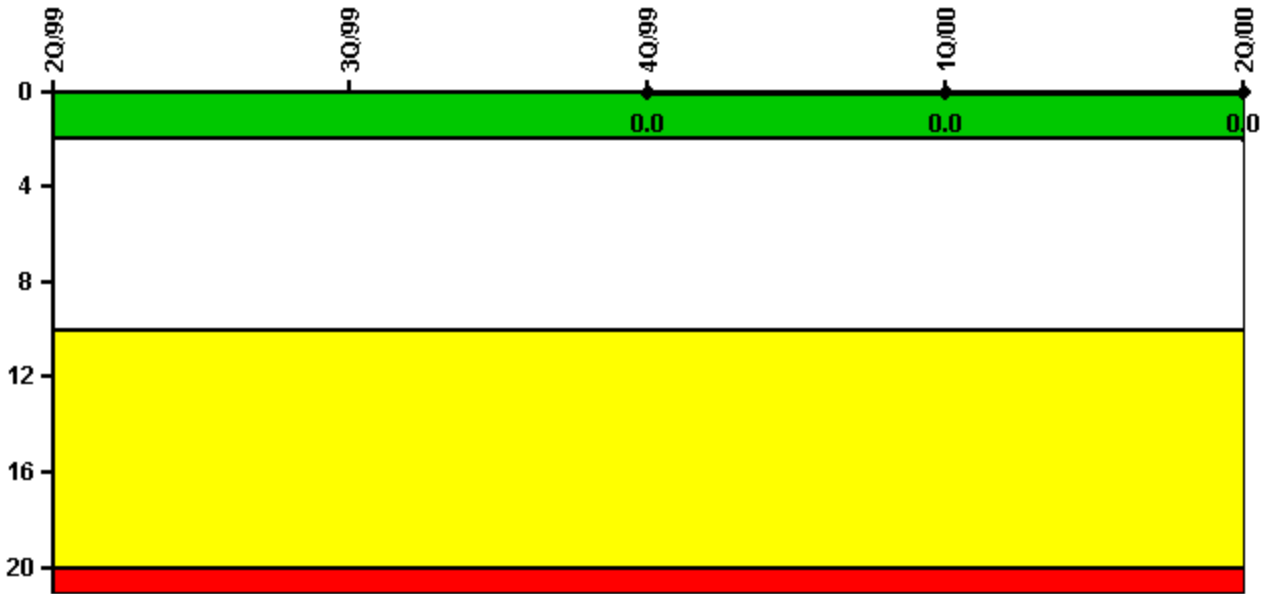
Notes

Unplanned Scrams per 7000 Critical Hrs	2Q/99	3Q/99	4Q/99	1Q/00	2Q/00
Unplanned scrams	1.0	0	0	0	1.0
Critical hours	2138.7	2208.0	2209.0	2184.0	1095.6
Indicator value	3.8	1.7	0.8	0.8	0.9

Licensee Comments:

2Q/00: 2Q2000- LER 00-04- Manual Scram inserted during plant Shutdown for Refuel Outage 7 due to trip of A Reactor Recirculation pump

Scrams with Loss of Normal Heat Removal



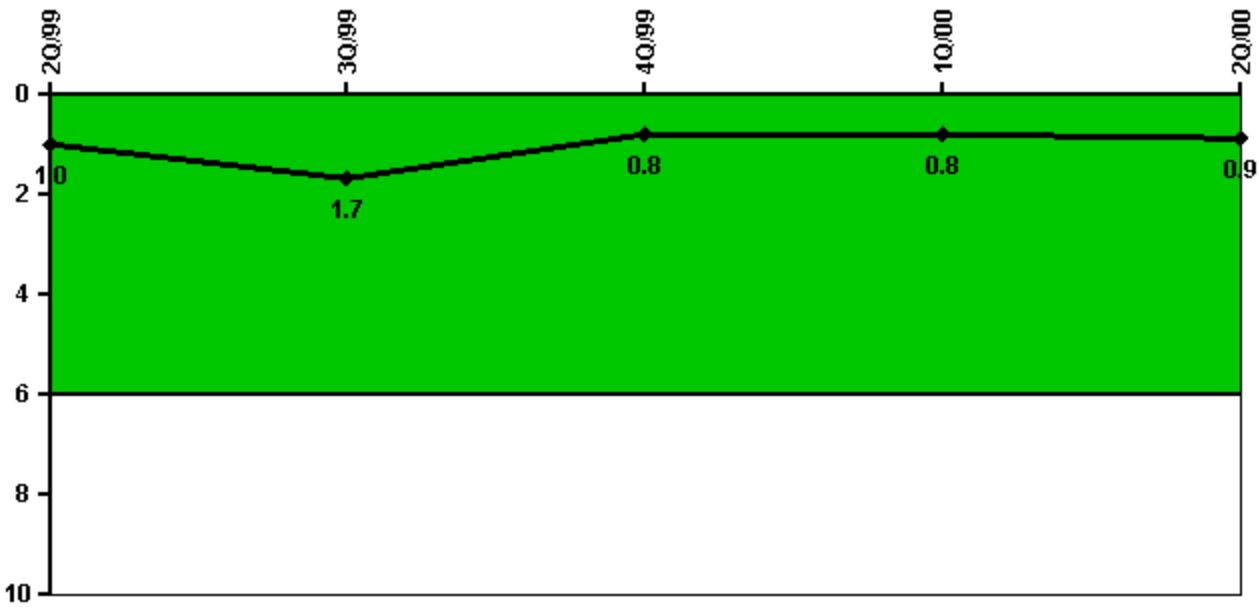
Thresholds: White > 2.0 Yellow > 10.0 Red > 20.0

Notes

Scrams with Loss of Normal Heat Removal	2Q/99	3Q/99	4Q/99	1Q/00	2Q/00
Scrams	0	0	0	0	0
Indicator value			0	0	0

Licensee Comments: none

Unplanned Power Changes per 7000 Critical Hrs



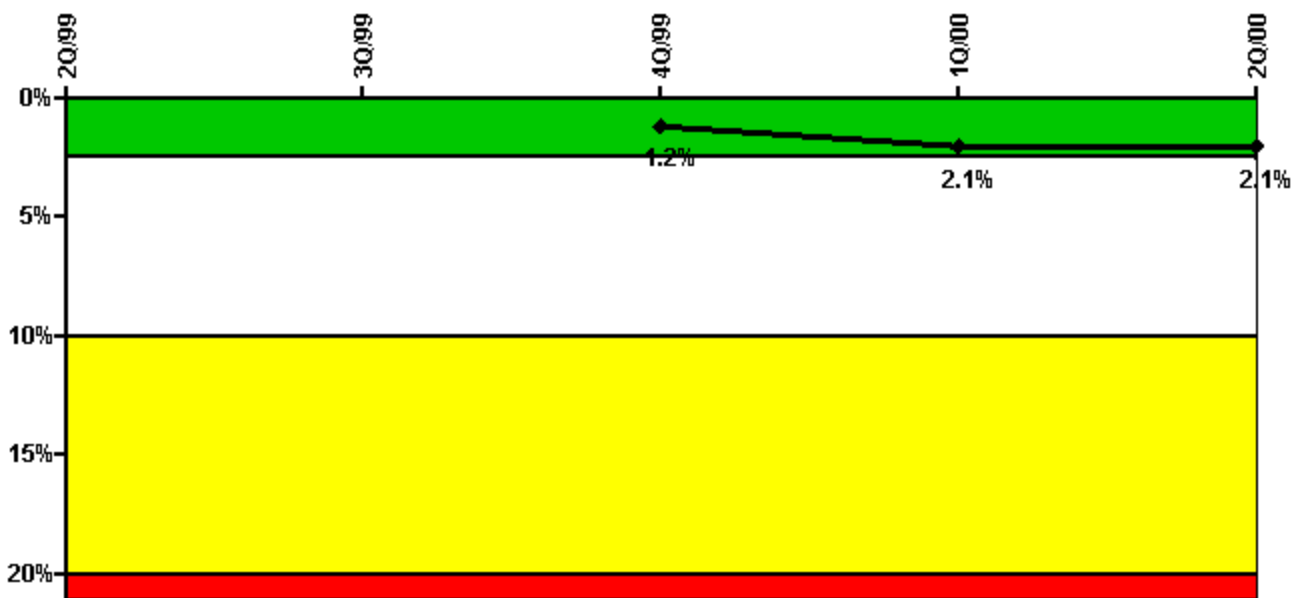
Thresholds: White > 6.0

Notes

Unplanned Power Changes per 7000 Critical Hrs	2Q/99	3Q/99	4Q/99	1Q/00	2Q/00
Unplanned power changes	0	1.0	0	0	0
Critical hours	2138.7	2208.0	2209.0	2184.0	1095.6
Indicator value	1.0	1.7	0.8	0.8	0.9

Licensee Comments: none

Safety System Unavailability, Emergency AC Power, >2EDG



Thresholds: White > 2.5% Yellow > 10.0% Red > 20.0%

Notes

Safety System Unavailability, Emergency AC Power, >2EDG	2Q/99	3Q/99	4Q/99	1Q/00	2Q/00
Train 1					
Planned unavailable hours	29.00	0	8.51	63.03	3.43
Unplanned unavailable hours	0	0	0	0	0
Fault exposure hours	0	0	0	667.88	32.88
Effective Reset hours	0	0	0	0	0
Required hours	2183.00	2208.00	2209.00	2184.00	2183.00
Train 2					
Planned unavailable hours	35.90	0	10.85	60.73	1.08
Unplanned unavailable hours	0	0	0	4.80	0
Fault exposure hours	0	0	0	0	0
Effective Reset hours	0	0	0	0	0
Required hours	2183.00	2208.00	2209.00	2184.00	2183.00
Train 3					
Planned unavailable hours	0	27.60	5.91	87.41	5.58
Unplanned unavailable hours	0	13.10	0	0	0
Fault exposure hours	0	0	0	0	0
Effective Reset hours	0	0	0	0	0
Required hours	2183.00	2208.00	2209.00	2184.00	2183.00
Train 4					
Planned unavailable hours	29.80	0	6.33	84.73	9.03
Unplanned unavailable hours	0	56.70	14.12	0	0
Fault exposure hours	0	0	0	0	0
Effective Reset hours	0	0	0	0	0
Required hours	2183.00	2208.00	2209.00	2184.00	2183.00
Indicator value			1.2%	2.1%	2.1%

Licensee Comments:

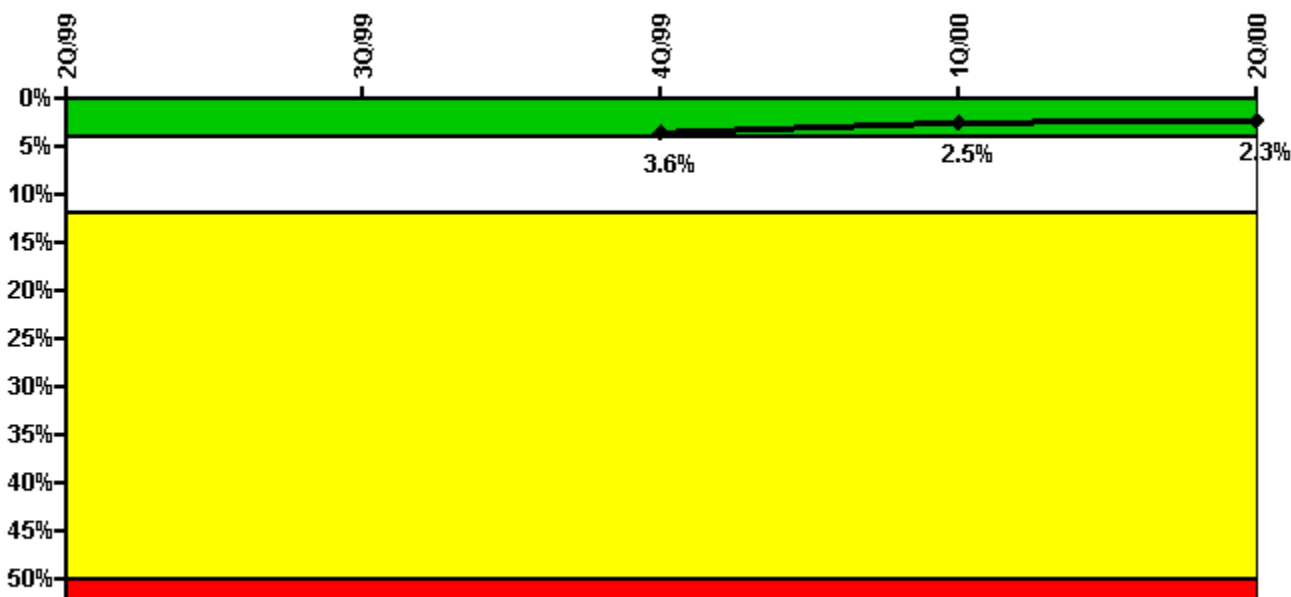
2Q/00: 2Q2000-Emergency Diesel Generator 11 {Train 1} Fault Exposure Hours added due to generator bearing oil viscosity found out of tolerance on 4/11/2000. Condition existed since 3/4/2000, 1Q2000 data also revised. Changes did not result in a threshold color change.

2Q/00: 2Q2000-Emergency Diesel Generator 11 {Train 1} Fault Exposure Hours added due to generator bearing oil viscosity found out of tolerance on 4/11/2000. Condition existed since 3/4/2000, 1Q2000 data also revised. Changes did not result in a threshold color change.

1Q/98: WANO Performance Indicator Program data submitted in accordance with NEI 99-02 Draft Rev. D

1Q/98: WANO Performance Indicator Program data submitted in accordance with NEI 99-02 Draft Rev. D

Safety System Unavailability, High Pressure Injection System (HPCI)



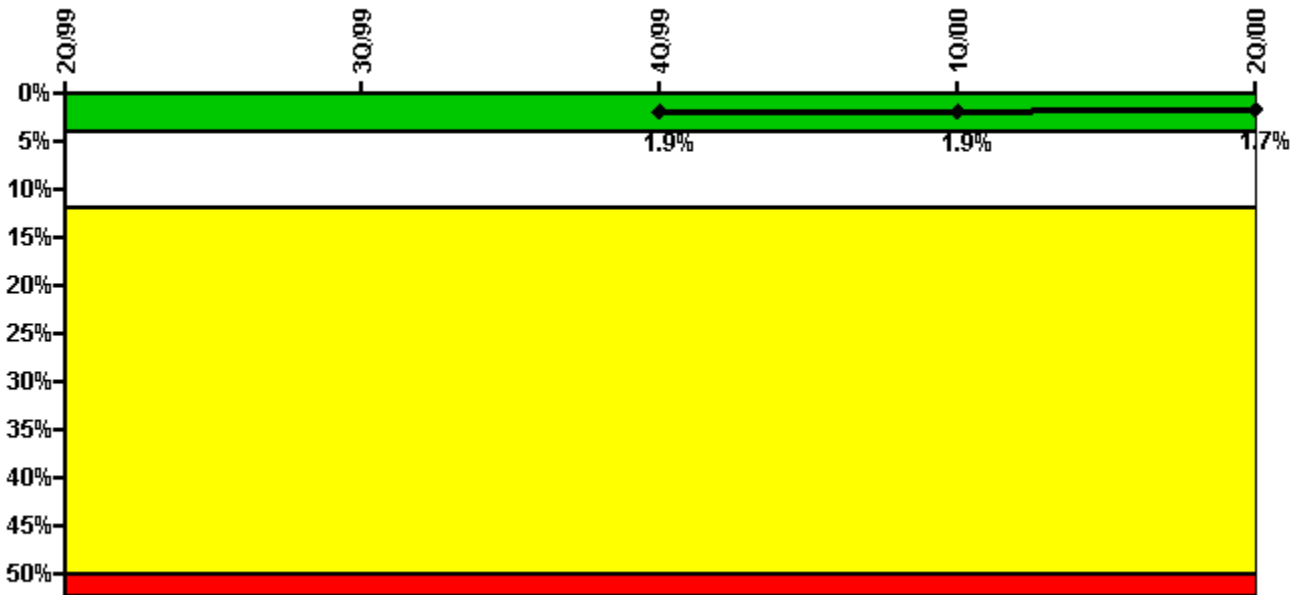
Thresholds: White > 4.0% Yellow > 12.0% Red > 50.0%

Notes

Safety System Unavailability, High Pressure Injection System (HPCI)	2Q/99	3Q/99	4Q/99	1Q/00	2Q/00
Train 1					
Planned unavailable hours	81.85	4.42	9.12	128.19	9.07
Unplanned unavailable hours	40.08	19.93	0	0.60	0
Fault exposure hours	0	0	0	0	0
Effective Reset hours	0	0	0	0	0
Required hours	2138.70	2208.00	2209.00	2184.00	1095.55
Indicator value			3.6%	2.5%	2.3%

Licensee Comments: none

Safety System Unavailability, Heat Removal System (RCIC)



Thresholds: White > 4.0% Yellow > 12.0% Red > 50.0%

Notes

Safety System Unavailability, Heat Removal System (RCIC)	2Q/99	3Q/99	4Q/99	1Q/00	2Q/00
Train 1					
Planned unavailable hours	4.00	81.50	10.50	33.60	5.27
Unplanned unavailable hours	0	0	0	9.70	0.40
Fault exposure hours	0	0	0	0	0
Effective Reset hours	0	0	0	0	0
Required hours	2138.70	2208.00	2209.00	2184.00	1095.55
Indicator value			1.9%	1.9%	1.7%

Licensee Comments:

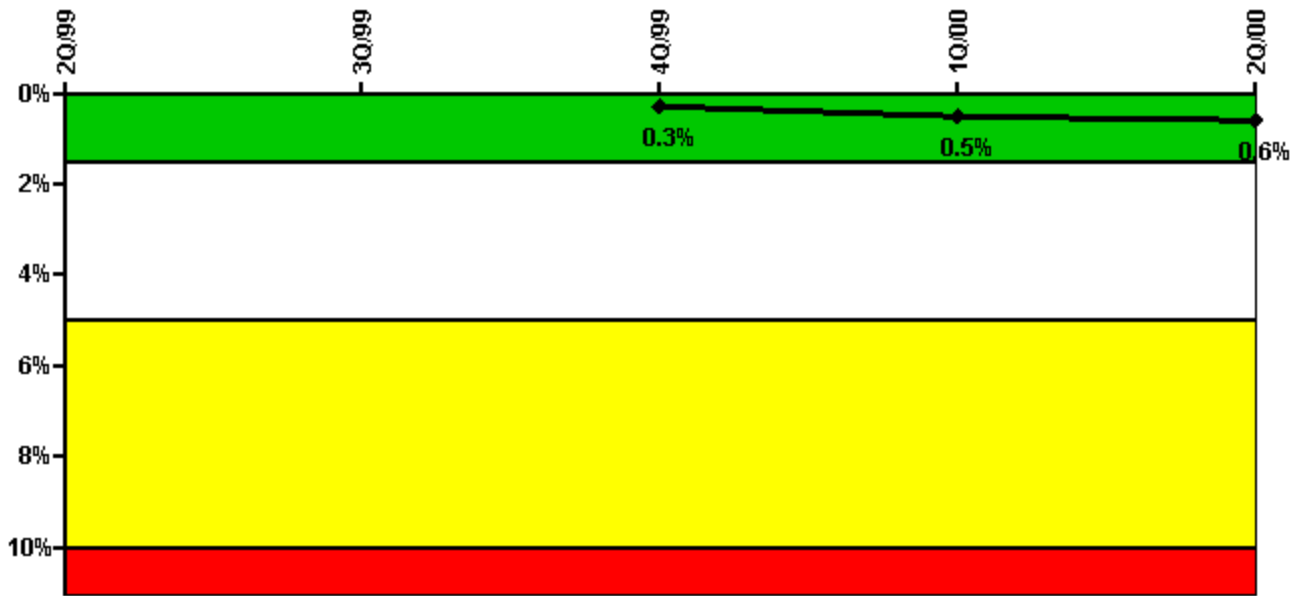
2Q/00: 2Q2000 - RCIC planned and unplanned hours for March 2000 revised to reflect changes resulting from system engineering review of unavailability. Changes did not result in a threshold color change.

2Q/00: 2Q2000 - RCIC planned and unplanned hours for March 2000 revised to reflect changes resulting from system engineering review of unavailability. Changes did not result in a threshold color change.

2Q/99: WANO Performance Indicator Program data submitted in accordance with NEI 99-02 Draft Rev. D

4Q/97: WANO Performance Indicator Program data submitted in accordance with NEI 99-02 Draft Rev. D

Safety System Unavailability, Residual Heat Removal System



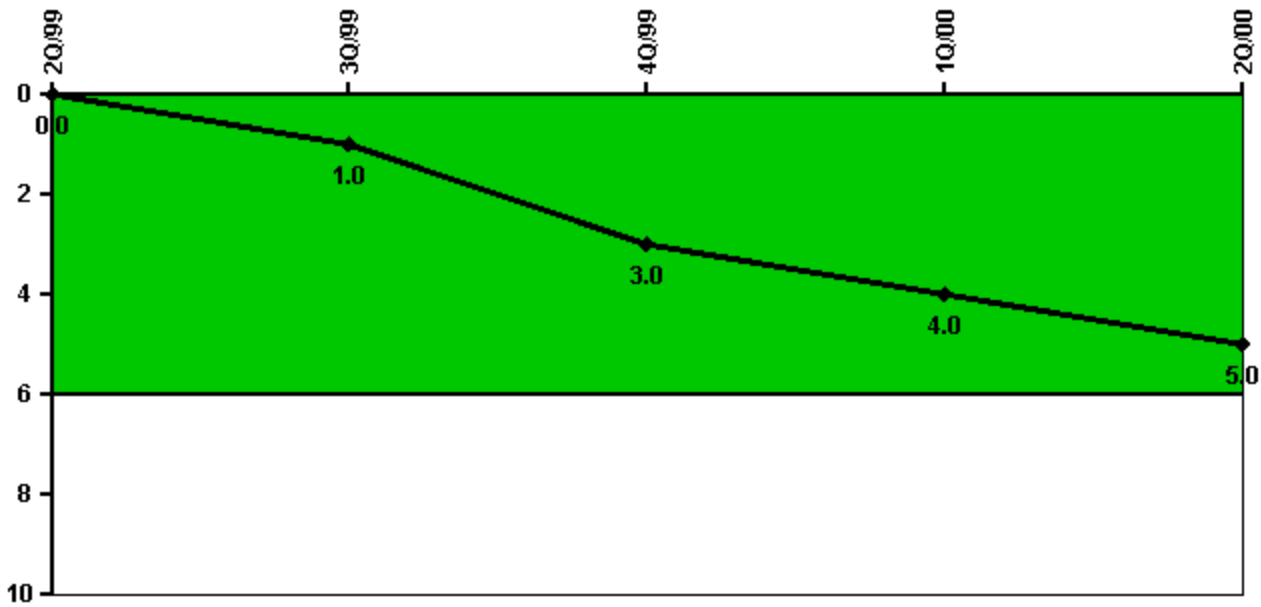
Thresholds: White > 1.5% Yellow > 5.0% Red > 10.0%

Notes

Safety System Unavailability, Residual Heat Removal System	2Q/99	3Q/99	4Q/99	1Q/00	2Q/00
Train 1					
Planned unavailable hours	0.77	13.50	0.98	33.00	0
Unplanned unavailable hours	0	0	0	9.01	0
Fault exposure hours	0	0	0	0	0
Effective Reset hours	0	0	0	0	0
Required hours	2183.00	2208.00	2209.00	2184.00	2183.00
Train 2					
Planned unavailable hours	15.58	2.02	2.00	32.13	54.27
Unplanned unavailable hours	0	0	0	0.13	0
Fault exposure hours	0	0	0	0	0
Effective Reset hours	0	0	0	0	0
Required hours	2183.00	2208.00	2209.00	2184.00	2183.00
Indicator value			0.3%	0.5%	0.6%

Licensee Comments: none

Safety System Functional Failures (BWR)



Thresholds: White > 6.0

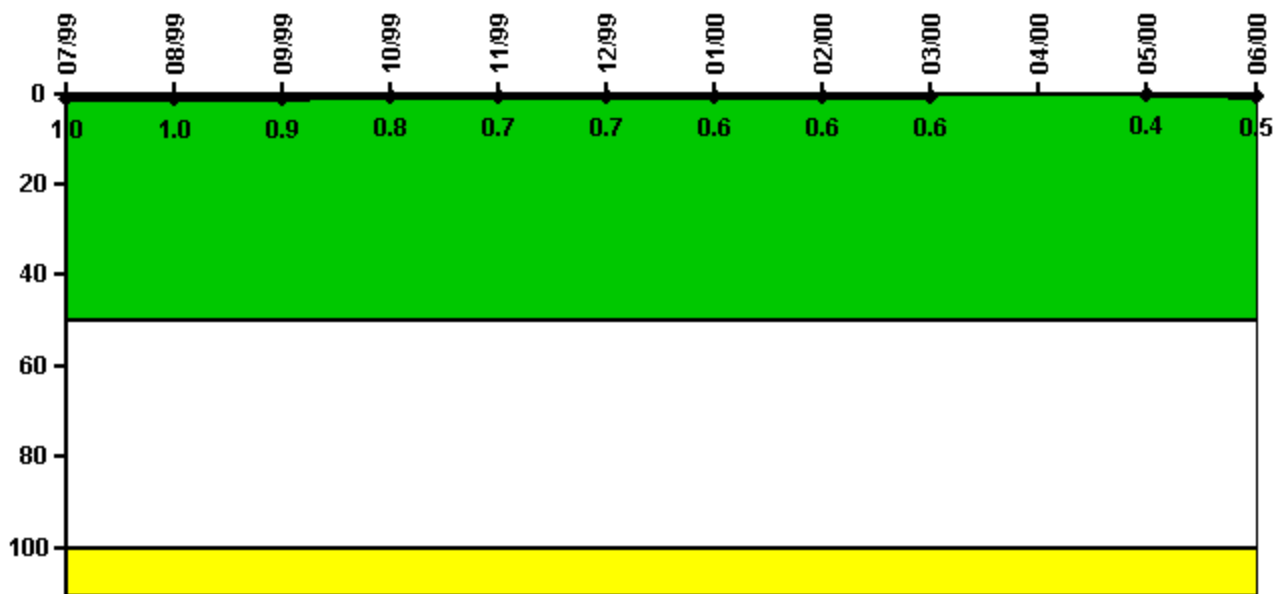
Notes

Safety System Functional Failures (BWR)	2Q/99	3Q/99	4Q/99	1Q/00	2Q/00
Safety System Functional Failures	0	1	2	1	1
Indicator value	0	1	3	4	5

Licensee Comments:

2Q/00: 2Q2000- LER 00-03, High Pressure Coolant Injection System unavailable due to level 8 trip received during surveillance testing

Reactor Coolant System Activity



Thresholds: White > 50.0 Yellow > 100.0

Notes

Reactor Coolant System Activity	7/99	8/99	9/99	10/99	11/99	12/99	1/00	2/00	3/00	4/00	5/00	6/00
Maximum activity	0.002000	0.001900	0.001800	0.001500	0.001400	0.001300	0.001150	0.001150	0.001280	N/A	0.000809	0.000958
Technical specification limit	0.2	0.2	0.2	0.2	0.2	0.2	0.2	0.2	0.2	0.2	0.2	0.2
Indicator value	1.0	1.0	0.9	0.8	0.7	0.7	0.6	0.6	0.6	N/A	0.4	0.5

Licensee Comments:

6/00: 2Q2000-No April 2000 Data, plant shutdown for Refuel Outage 7

6/00: 2Q2000-No April 2000 Data, plant shutdown for Refuel Outage 7

Reactor Coolant System Leakage



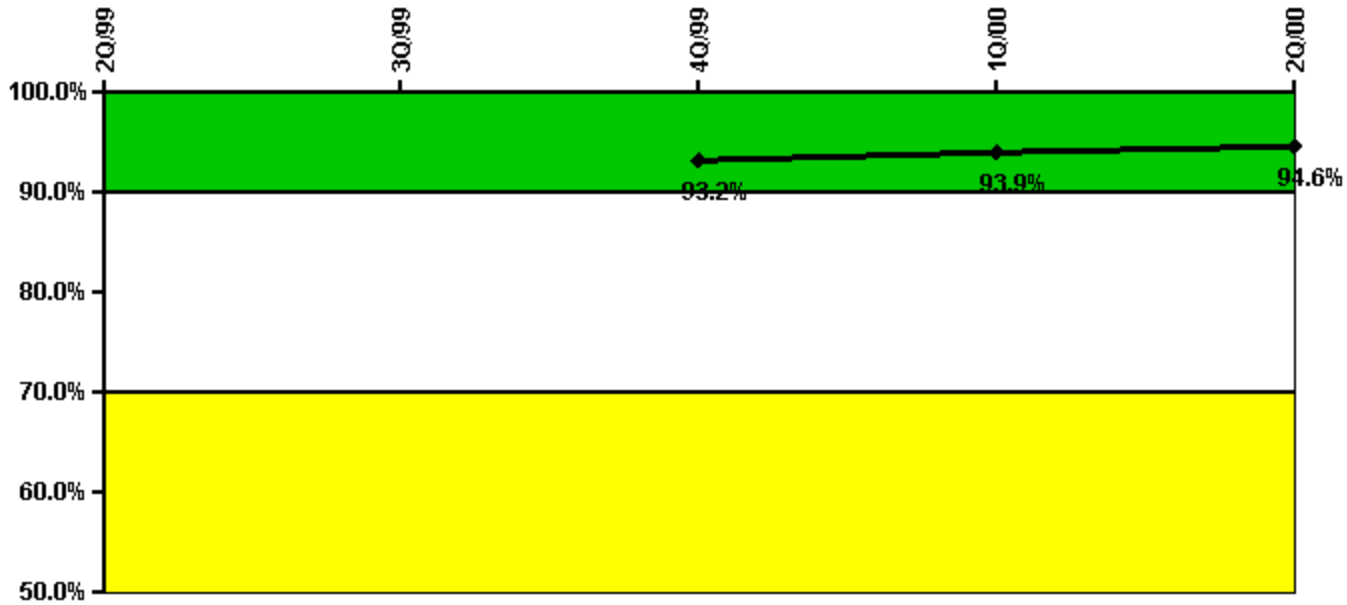
Thresholds: White > 50.0 Yellow > 100.0

Notes

Reactor Coolant System Leakage	7/99	8/99	9/99	10/99	11/99	12/99	1/00	2/00	3/00	4/00	5/00	6/00
Maximum leakage	1.630	1.610	1.610	1.620	1.630	1.600	1.600	1.610	1.610	1.590	1.630	1.640
Technical specification limit	25.0	25.0	25.0	25.0	25.0	25.0	25.0	25.0	25.0	25.0	25.0	25.0
Indicator value	6.5	6.4	6.4	6.5	6.5	6.4	6.4	6.4	6.4	6.4	6.5	6.6

Licensee Comments: none

Drill/Exercise Performance



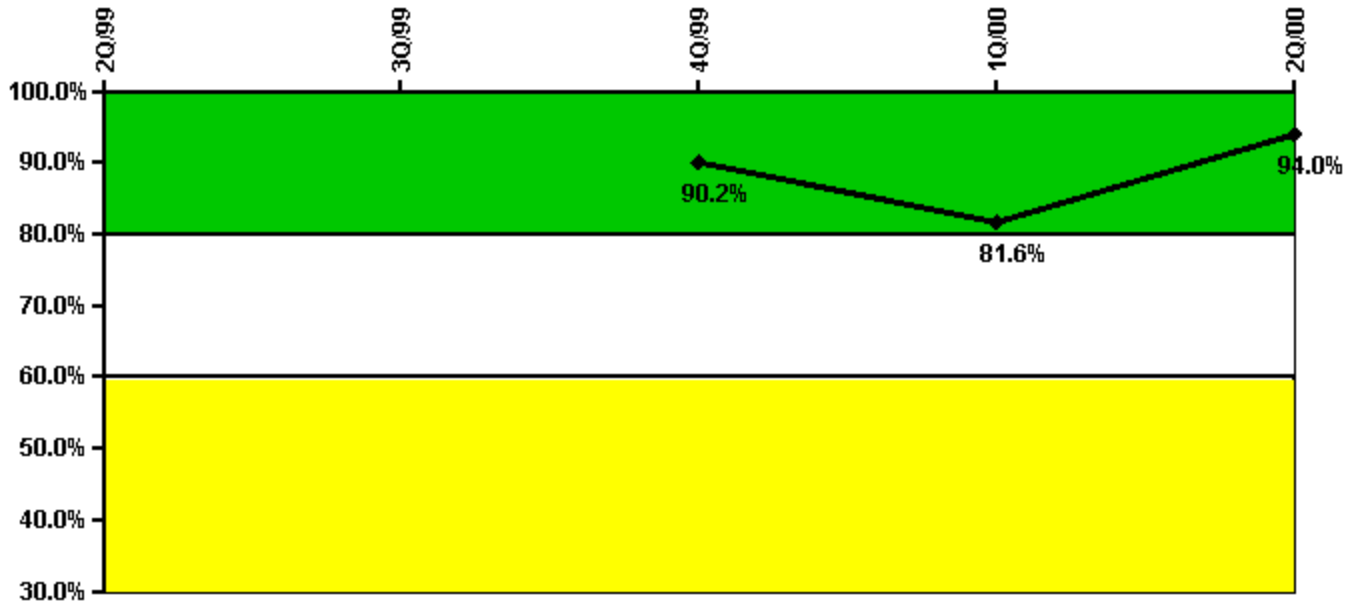
Thresholds: White < 90.0% Yellow < 70.0%

Notes

Drill/Exercise Performance	2Q/99	3Q/99	4Q/99	1Q/00	2Q/00
Successful opportunities	7.0	6.0	10.0	0	38.0
Total opportunities	8.0	8.0	10.0	0	38.0
Indicator value			93.2%	93.9%	94.6%

Licensee Comments: none

ERO Drill Participation



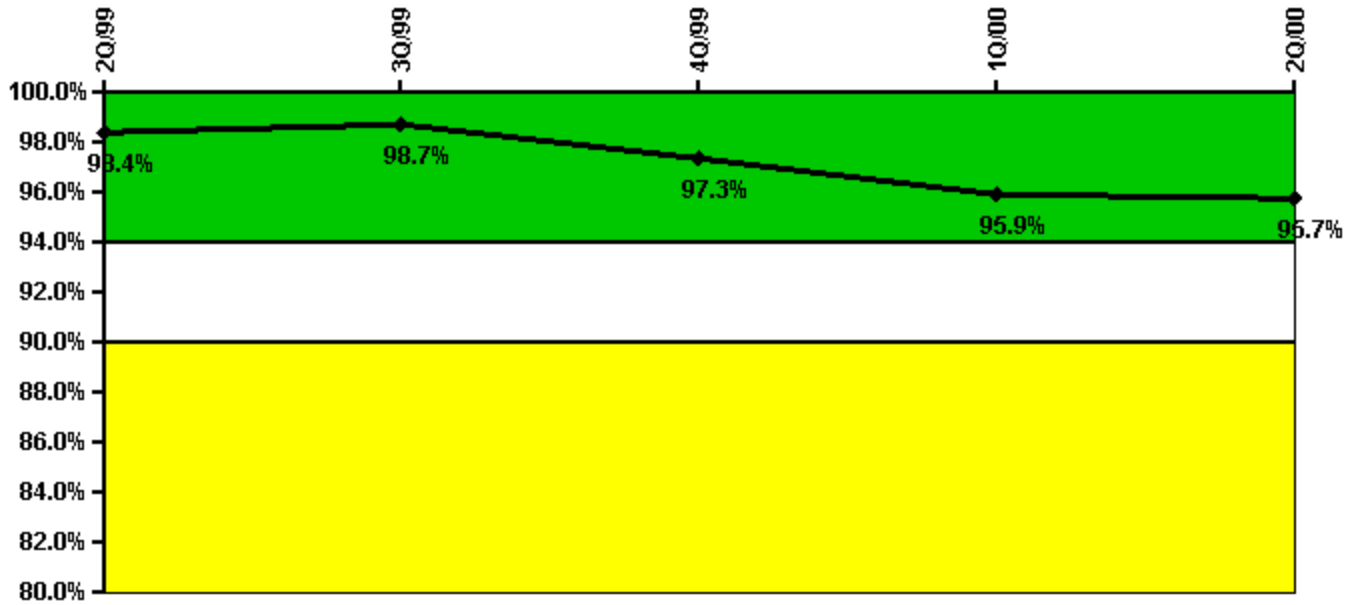
Thresholds: White < 80.0% Yellow < 60.0%

Notes

ERO Drill Participation	2Q/99	3Q/99	4Q/99	1Q/00	2Q/00
Participating Key personnel			46.0	40.0	47.0
Total Key personnel			51.0	49.0	50.0
Indicator value			90.2%	81.6%	94.0%

Licensee Comments: none

Alert & Notification System



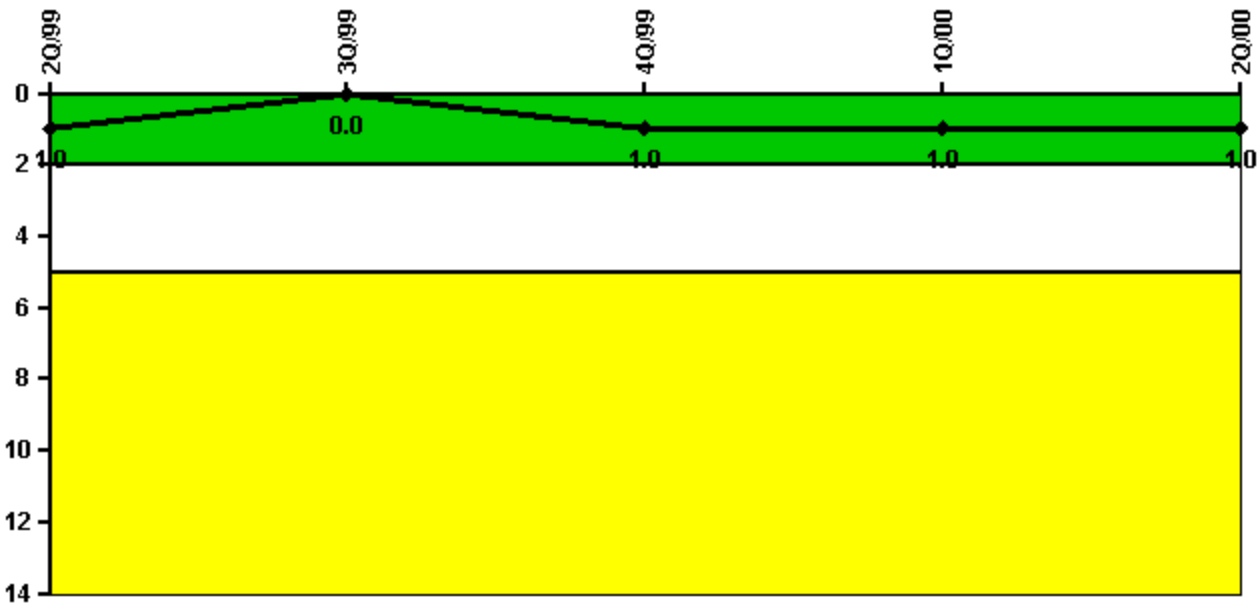
Thresholds: White < 94.0% Yellow < 90.0%

Notes

Alert & Notification System	2Q/99	3Q/99	4Q/99	1Q/00	2Q/00
Successful siren-tests	176	173	163	337	343
Total sirens-tests	177	177	177	354	354
Indicator value	98.4%	98.7%	97.3%	95.9%	95.7%

Licensee Comments: none

Occupational Exposure Control Effectiveness



Thresholds: White > 2.0 Yellow > 5.0

Notes

Occupational Exposure Control Effectiveness	2Q/99	3Q/99	4Q/99	1Q/00	2Q/00
High radiation area occurrences	0	0	1	0	0
Very high radiation area occurrences	0	0	0	0	0
Unintended exposure occurrences	0	0	0	0	0
Indicator value	1	0	1	1	1

Licensee Comments:

2Q/00:

RETS/ODCM Radiological Effluent



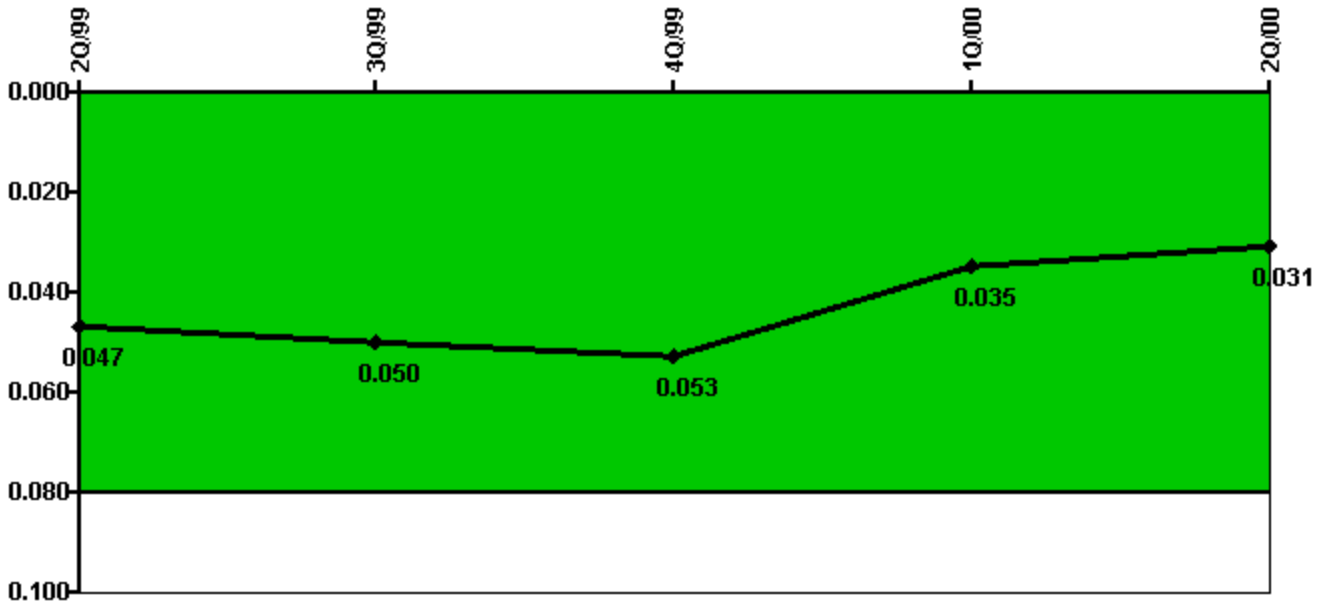
Thresholds: White > 1.0 Yellow > 3.0

Notes

RETS/ODCM Radiological Effluent	2Q/99	3Q/99	4Q/99	1Q/00	2Q/00
RETS/ODCM occurrences	0	0	0	0	0
Indicator value	0	0	0	0	0

Licensee Comments: none

Protected Area Security Performance Index



Thresholds: White > 0.080

Notes

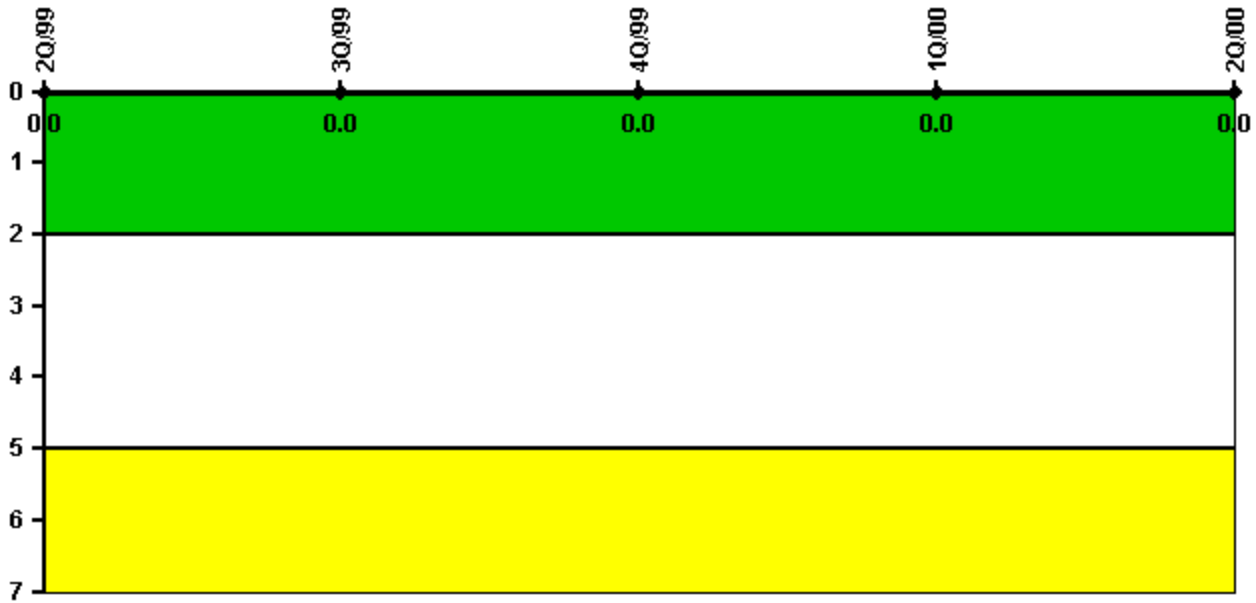
Protected Area Security Performance Index	2Q/99	3Q/99	4Q/99	1Q/00	2Q/00
IDS compensatory hours	257.72	285.30	315.12	232.30	145.16
CCTV compensatory hours	15.5	31.6	0.2	0.1	1.0
IDS normalization factor	1.90	1.90	1.90	1.92	1.92
CCTV normalization factor	1.0	1.0	1.0	1.0	1.0
Index Value	0.047	0.050	0.053	0.035	0.031

Licensee Comments:

2Q/00: 2Q2000- IDS normalization factor changed due to Alternate Access Portal open in March and April for refuel outage.

2Q/00: 2Q200- IDS normalization factor changed due to Alternate Access Portal open in March and April for refuel outage.

Personnel Screening Program




Thresholds: White > 2.0 Yellow > 5.0

Notes

Personnel Screening Program	2Q/99	3Q/99	4Q/99	1Q/00	2Q/00
Program failures	0	0	0	0	0
Indicator value	0	0	0	0	0

Licensee Comments: none

FFD/Personnel Reliability



Thresholds: White > 2.0 Yellow > 5.0

Notes

FFD/Personnel Reliability	2Q/99	3Q/99	4Q/99	1Q/00	2Q/00
Program Failures	0	0	0	0	0
Indicator value	0	0	0	0	0

Licensee Comments: none

[PI Summary](#) | [Inspection Findings Summary](#) | [Reactor Oversight Process](#)

Last Modified: April 1, 2002