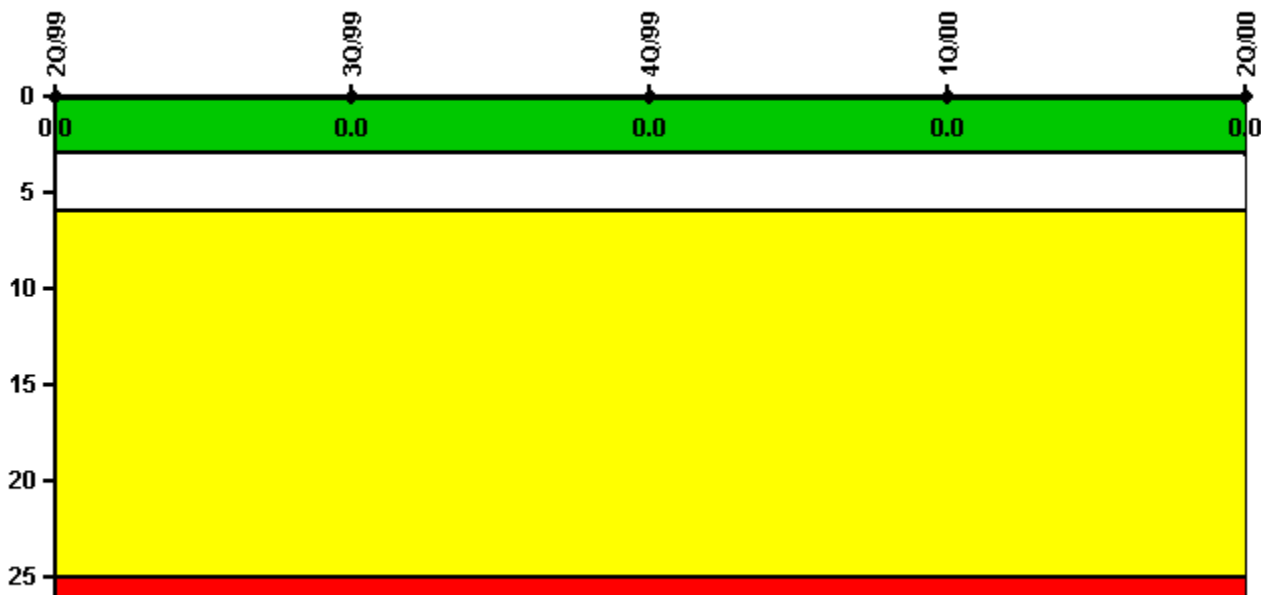


### Fort Calhoun

#### 2Q/2000 Performance Indicators

Licensee's General Comments: none

#### Unplanned Scrams per 7000 Critical Hrs



Thresholds: White > 3.0 Yellow > 6.0 Red > 25.0

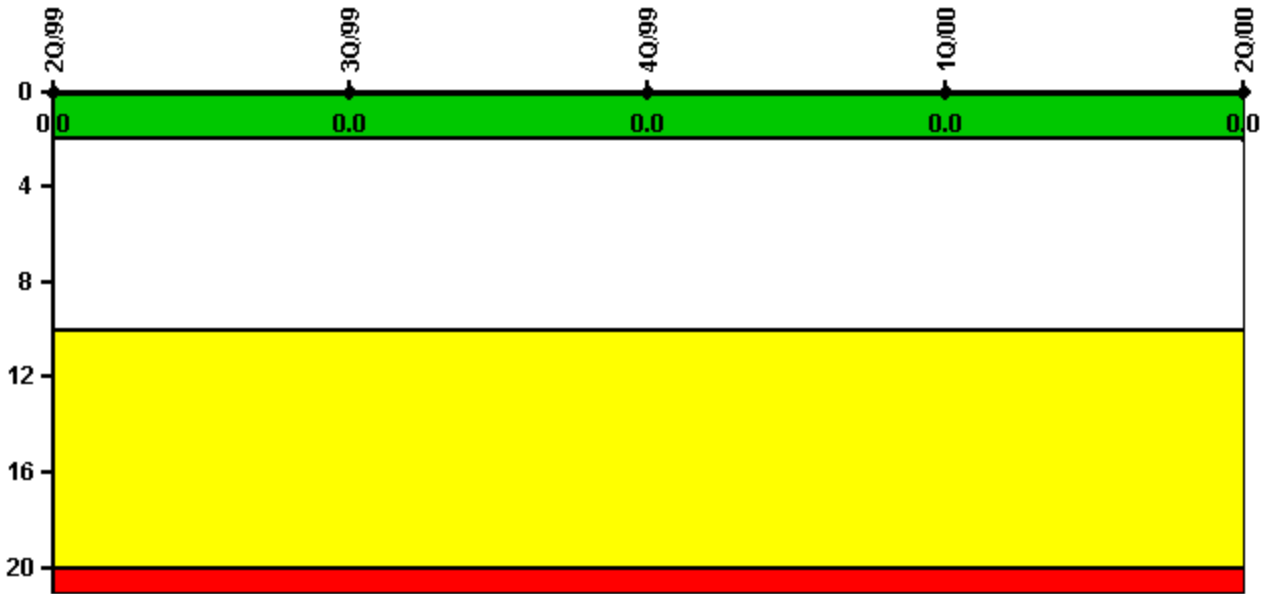
#### Notes

Unplanned Scrams per 7000 Critical Hrs	2Q/99	3Q/99	4Q/99	1Q/00	2Q/00
Unplanned scrams	0	0	0	0	0
Critical hours	2183.0	2208.0	1261.4	2184.0	2156.1
<b>Indicator value</b>	<b>0</b>	<b>0</b>	<b>0</b>	<b>0</b>	<b>0</b>

Licensee Comments:

2Q/99: Correction to total hours in quarter

### Scrams with Loss of Normal Heat Removal



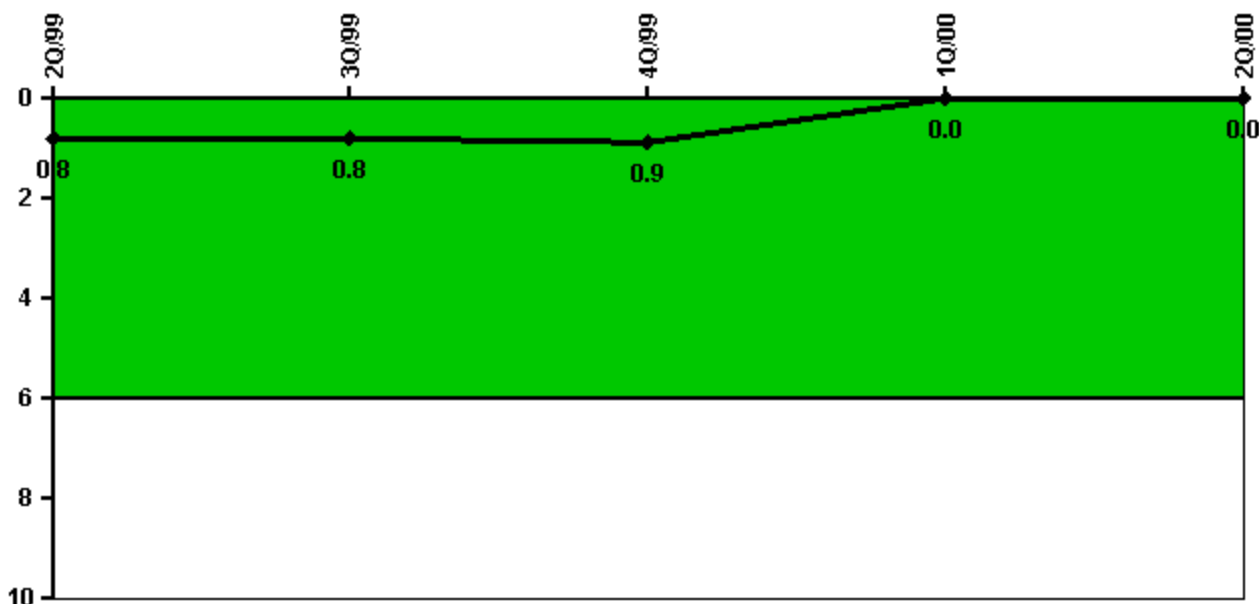
Thresholds: White > 2.0 Yellow > 10.0 Red > 20.0

#### Notes

Scrams with Loss of Normal Heat Removal	2Q/99	3Q/99	4Q/99	1Q/00	2Q/00
Scrams	0	0	0	0	0
Indicator value	0	0	0	0	0

Licensee Comments: none

### Unplanned Power Changes per 7000 Critical Hrs



Thresholds: White > 6.0

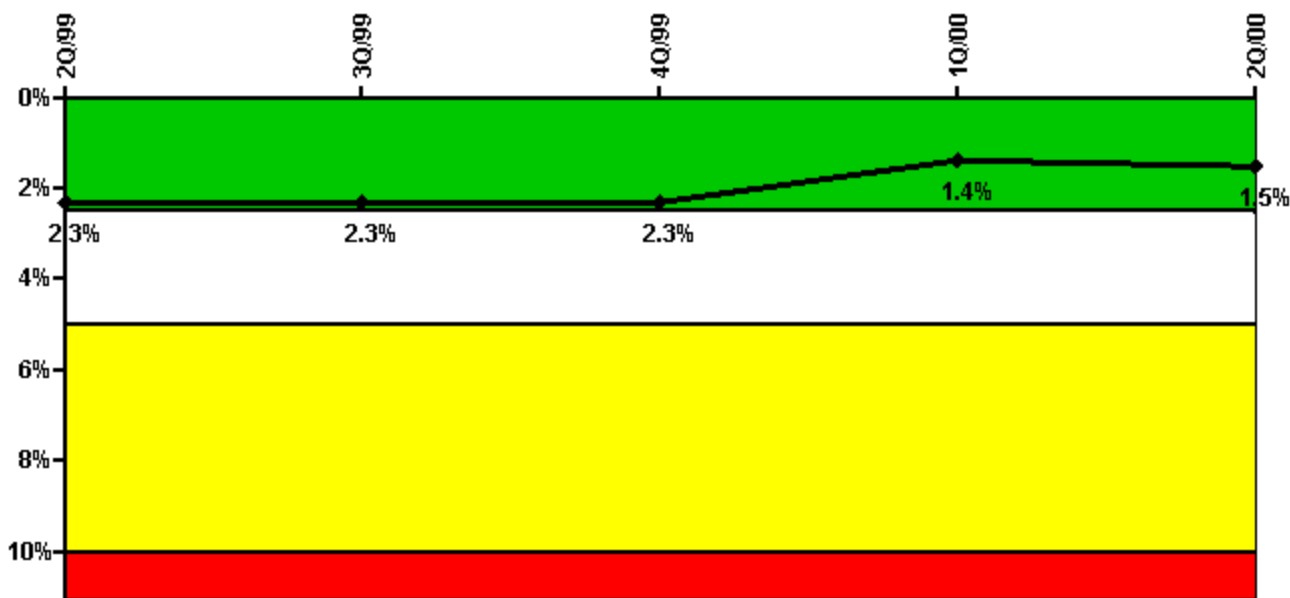
#### Notes

Unplanned Power Changes per 7000 Critical Hrs	2Q/99	3Q/99	4Q/99	1Q/00	2Q/00
Unplanned power changes	0	0	0	0	0
Critical hours	2183.0	2208.0	1261.4	2184.0	2156.1
<b>Indicator value</b>	<b>0.8</b>	<b>0.8</b>	<b>0.9</b>	<b>0</b>	<b>0</b>

Licensee Comments:

2Q/99: Correction to total hours in quarter

### Safety System Unavailability, Emergency AC Power



Thresholds: **White** > 2.5% **Yellow** > 5.0% **Red** > 10.0%

#### Notes

Safety System Unavailability, Emergency AC Power	2Q/99	3Q/99	4Q/99	1Q/00	2Q/00
<b>Train 1</b>					
Planned unavailable hours	21.48	45.18	8.30	12.90	26.90
Unplanned unavailable hours	0	0	4.10	0	3.30
Fault exposure hours	0	0	0	0	0
Effective Reset hours	0	0	0	420.10	0
Required hours	2183.00	2208.00	2209.00	2184.00	2183.00
<b>Train 2</b>					
Planned unavailable hours	16.26	12.67	12.35	13.80	17.40
Unplanned unavailable hours	0	0	0	0	12.00
Fault exposure hours	0	0	0	0	0
Effective Reset hours	0	0	0	0	0
Required hours	2183.00	2208.00	2209.00	2184.00	2183.00
<b>Indicator value</b>	<b>2.3%</b>	<b>2.3%</b>	<b>2.3%</b>	<b>1.4%</b>	<b>1.5%</b>

#### Licensee Comments:

2Q/00: Number revised to eliminate the unavailable hours due to the planned 12 year overhaul of the diesel.

2Q/99: Correction to total hours in quarter

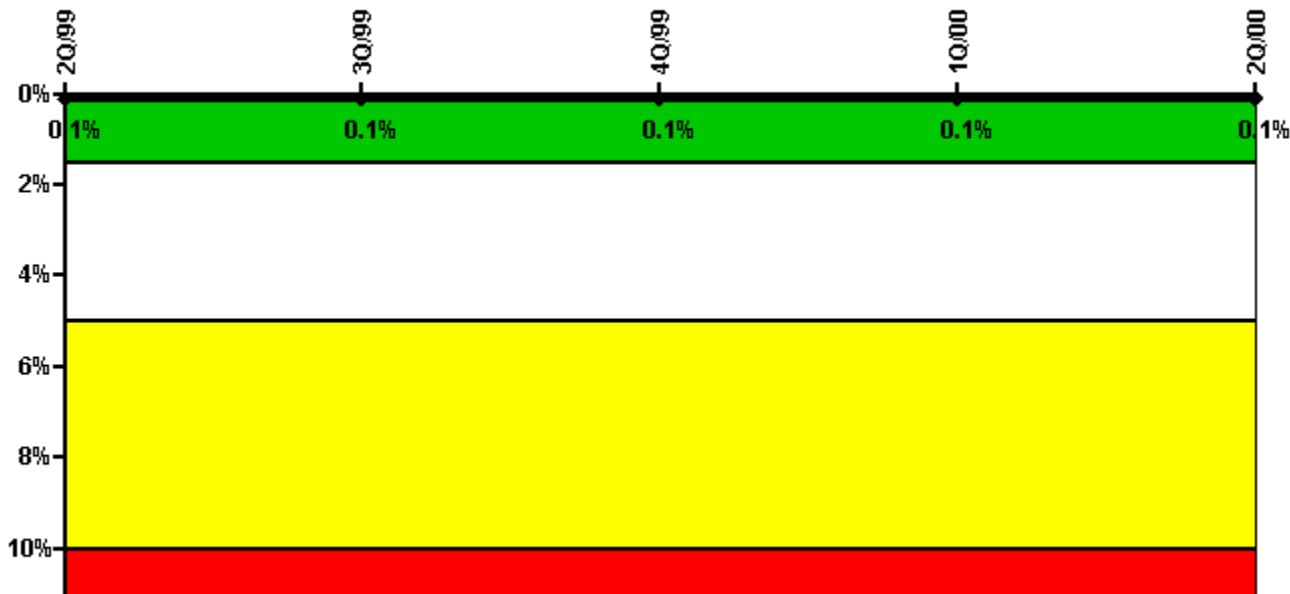
2Q/98: Correction to total hours in quarter

3Q/97: The conditions in NEI 99-02 rev. 0 for removal of the 420.1 hours of fault exposure from train 1 have been met and the fault exposure is being reset to 0.

#### Effective Reset Comments:

1Q/00: Reset of fault exposure hours as requested by the NRC

### Safety System Unavailability, High Pressure Injection System (HPSI)



Thresholds: White > 1.5% Yellow > 5.0% Red > 10.0%

**Notes**

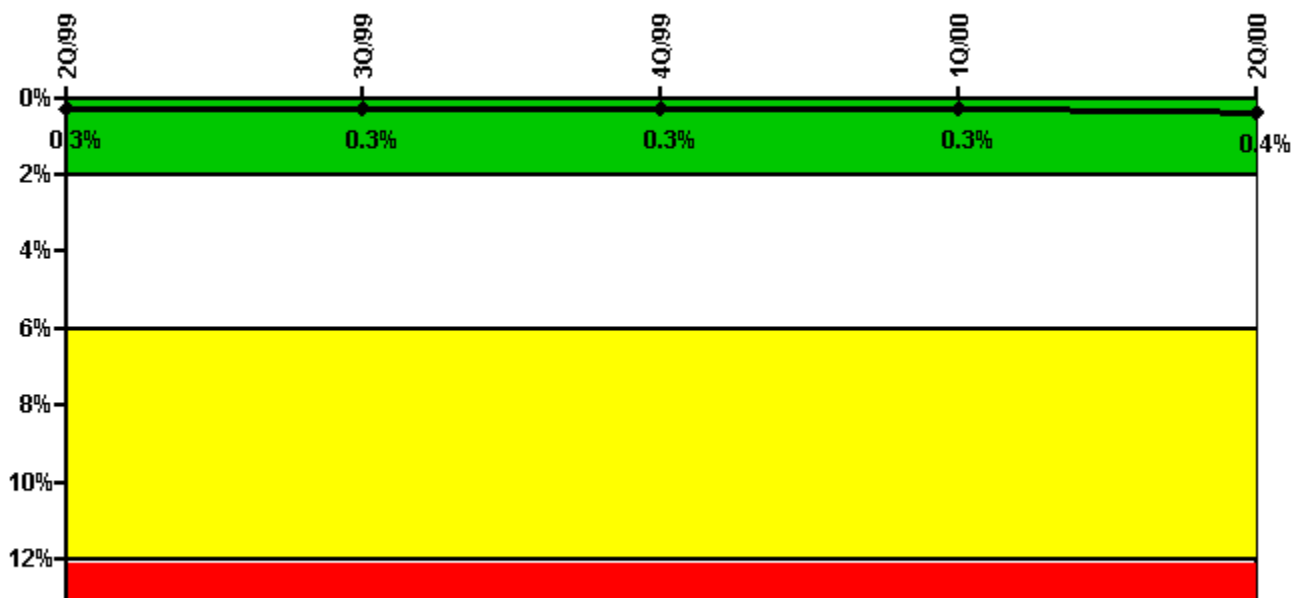
Safety System Unavailability, High Pressure Injection System (HPSI)	2Q/99	3Q/99	4Q/99	1Q/00	2Q/00
<b>Train 1</b>					
Planned unavailable hours	0	0	0	0	0
Unplanned unavailable hours	0	0	0	0	0
Fault exposure hours	0	0	0	0	0
Effective Reset hours	0	0	0	0	0
Required hours	2183.00	2208.00	1261.38	2184.00	2183.00
<b>Train 2</b>					
Planned unavailable hours	9.40	4.40	0.40	9.20	6.60
Unplanned unavailable hours	0	0	0	0	0
Fault exposure hours	0	0	0	0	0
Effective Reset hours	0	0	0	0	0
Required hours	2183.00	2208.00	1261.38	2184.00	2183.00
<b>Indicator value</b>	<b>0.1%</b>	<b>0.1%</b>	<b>0.1%</b>	<b>0.1%</b>	<b>0.1%</b>

Licensee Comments:

4Q/99: Unavailable hours for 2Q99 through 4Q99 revised to reflect changes resulting from internal review. Changes did not result in a threshold color change.

2Q/99: Correction to total hours in quarter

### Safety System Unavailability, Heat Removal System (AFW)



Thresholds: White > 2.0% Yellow > 6.0% Red > 12.0%

#### Notes

Safety System Unavailability, Heat Removal System (AFW)	2Q/99	3Q/99	4Q/99	1Q/00	2Q/00
<b>Train 1</b>					
Planned unavailable hours	0	0	7.70	8.30	1.05
Unplanned unavailable hours	0	0	0	0	0
Fault exposure hours	0	0	0	0	0
Effective Reset hours	0	0	0	0	0
Required hours	2183.00	2208.00	1261.38	2184.00	2183.00
<b>Train 2</b>					
Planned unavailable hours	5.70	15.00	2.20	10.45	7.00
Unplanned unavailable hours	0	0	0	0	28.10
Fault exposure hours	0	0	0	0	0
Effective Reset hours	0	0	0	0	0
Required hours	2183.00	2208.00	1261.38	2184.00	2155.10
<b>Indicator value</b>	<b>0.3%</b>	<b>0.3%</b>	<b>0.3%</b>	<b>0.3%</b>	<b>0.4%</b>

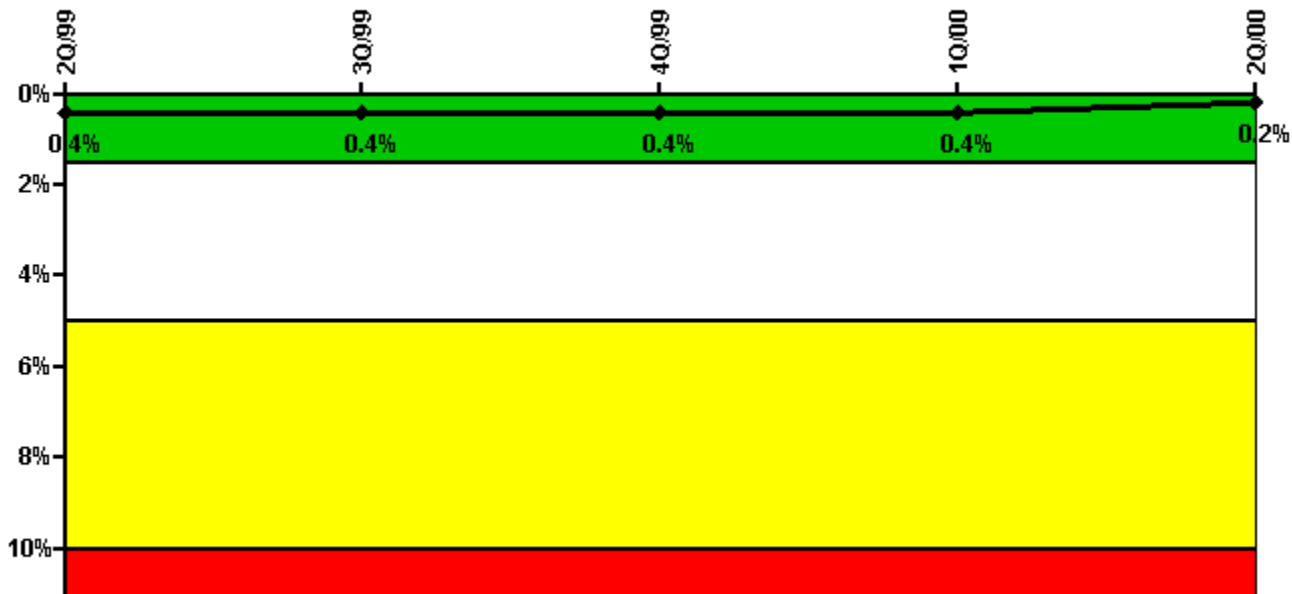
Licensee Comments:

2Q/00: Fault exposure for train 2 (FW-10) is being removed due to the withdrawal of LER 2000-002.

2Q/00: Fault exposure for train 2 (FW-10) is reported in LER 2000-002. An engineering analysis is nearly complete which indicates that FW-10 was operable during the period in question. Pending final review these hours are being reported and will be removed at a later date when the LER is withdrawn.

2Q/99: Correction to total hours in quarter

### Safety System Unavailability, Residual Heat Removal System



Thresholds: White > 1.5% Yellow > 5.0% Red > 10.0%

#### Notes

Safety System Unavailability, Residual Heat Removal System	2Q/99	3Q/99	4Q/99	1Q/00	2Q/00
<b>Train 1</b>					
Planned unavailable hours	0.60	12.10	0	4.90	2.90
Unplanned unavailable hours	0	0	0	0	0
Fault exposure hours	0	0	0	0	0
Effective Reset hours	0	0	0	0	0
Required hours	2183.00	2208.00	1261.38	2184.00	2156.10
<b>Train 2</b>					
Planned unavailable hours	10.60	10.60	0.40	1.30	8.50
Unplanned unavailable hours	0	0	0	0	0
Fault exposure hours	0	0	0	0	0
Effective Reset hours	0	0	0	0	0
Required hours	2183.00	2208.00	1261.38	2184.00	2156.10
<b>Train 3</b>					
Planned unavailable hours	0	0	0	0	6.20
Unplanned unavailable hours	0	0	0	0	0
Fault exposure hours	0	0	0	0	0
Effective Reset hours	0	0	0	0	0
Required hours	0	0	947.62	0	26.90
<b>Train 4</b>					
Planned unavailable hours	0	0	0.40	0	0
Unplanned unavailable hours	0	0	0	0	0
Fault exposure hours	0	0	0	0	0
Effective Reset hours	0	0	0	0	0
Required hours	0	0	947.62	0	26.90

<b>Indicator value</b>	<b>0.4%</b>	<b>0.4%</b>	<b>0.4%</b>	<b>0.4%</b>	<b>0.2%</b>

Licensee Comments:

2Q/00: Train 1 includes SI-1A. Train 2 includes SI-1B. Train 3 includes SI-3A. Train 4 includes SI-3B and SI-3C. Data for 2Q96 through 2Q00 submitted as part of the expansion to 4 trains for CE plants FAQ 172, Option 1.

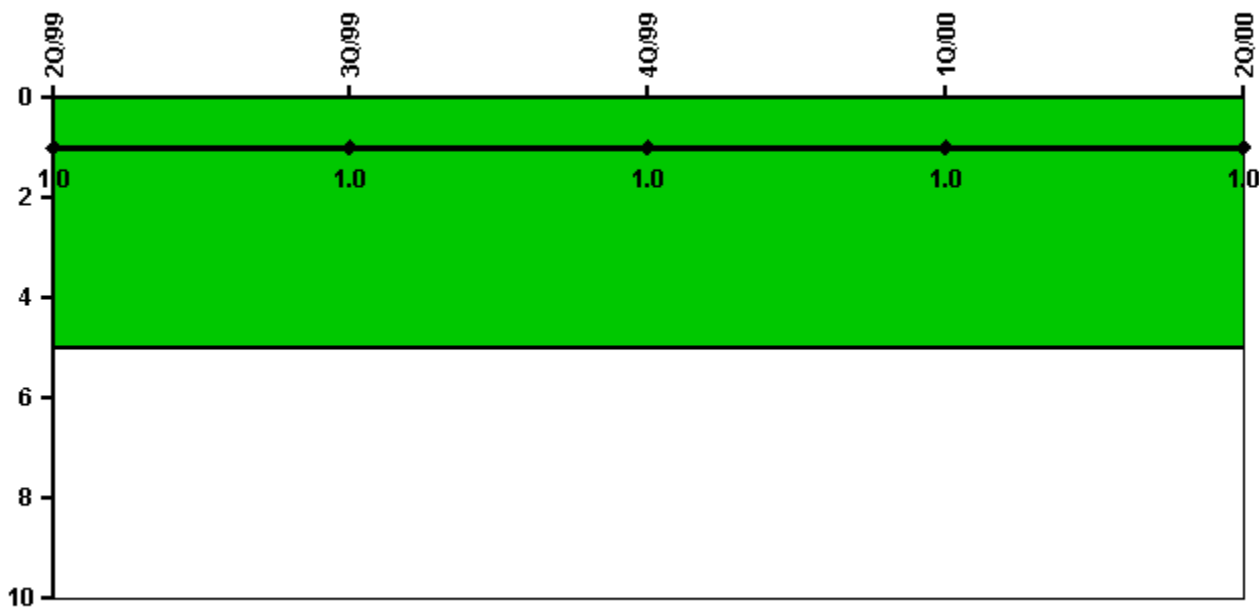
2Q/00: Train 1 includes SI-3A. Train 2 includes SI-3B. Train 3 includes SI-1A. Train 4 includes SI-1B and SI-3C. Data for 2Q96 through 2Q00 submitted as part of the expansion to 4 trains for CE plants FAQ 172, Option 1.

1Q/00: RHR Unavailable hours for 2Q99 through 1Q00 revised to reflect changes resulting from internal review. Changes did not result in a threshold color change.

2Q/99: Correction to total hours in quarter

2Q/98: Correction to total hours in quarter

### Safety System Functional Failures (PWR)



Thresholds: White > 5.0

Notes

Safety System Functional Failures (PWR)	2Q/99	3Q/99	4Q/99	1Q/00	2Q/00
Safety System Functional Failures	0	0	1	0	0
<b>Indicator value</b>	<b>1</b>	<b>1</b>	<b>1</b>	<b>1</b>	<b>1</b>

Licensee Comments: none



### Reactor Coolant System Activity



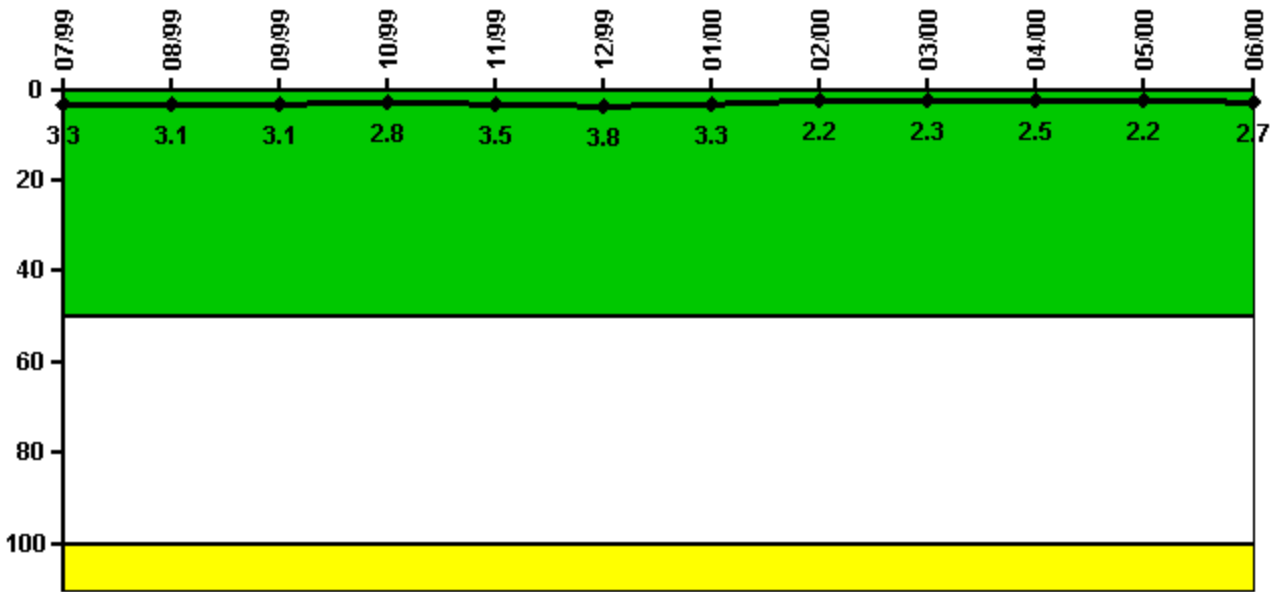
Thresholds: White > 50.0 Yellow > 100.0

#### Notes

Reactor Coolant System Activity	7/99	8/99	9/99	10/99	11/99	12/99	1/00	2/00	3/00	4/00	5/00	6/00
Maximum activity	0.034400	0.037300	0.040200	N/A	0.019800	0.022900	0.022800	0.022800	0.022900	0.024100	0.025700	0.028500
Technical specification limit	1.0	1.0	1.0	1.0	1.0	1.0	1.0	1.0	1.0	1.0	1.0	1.0
Indicator value	3.4	3.7	4.0	N/A	2.0	2.3	2.3	2.3	2.3	2.4	2.6	2.9

Licensee Comments: none

### Reactor Coolant System Leakage



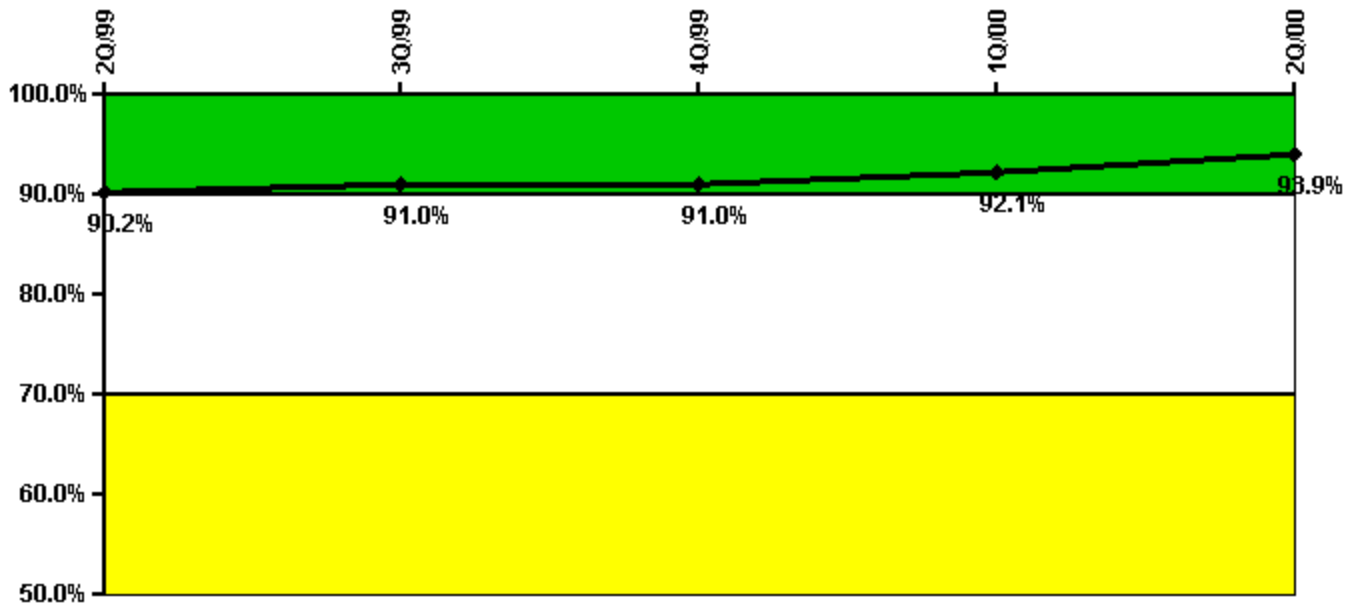
Thresholds: White > 50.0 Yellow > 100.0

#### Notes

Reactor Coolant System Leakage	7/99	8/99	9/99	10/99	11/99	12/99	1/00	2/00	3/00	4/00	5/00	6/00
Maximum leakage	0.330	0.310	0.307	0.281	0.350	0.378	0.330	0.220	0.230	0.250	0.220	0.273
Technical specification limit	10.0	10.0	10.0	10.0	10.0	10.0	10.0	10.0	10.0	10.0	10.0	10.0
Indicator value	3.3	3.1	3.1	2.8	3.5	3.8	3.3	2.2	2.3	2.5	2.2	2.7

Licensee Comments: none

### Drill/Exercise Performance



Thresholds: White < 90.0% Yellow < 70.0%

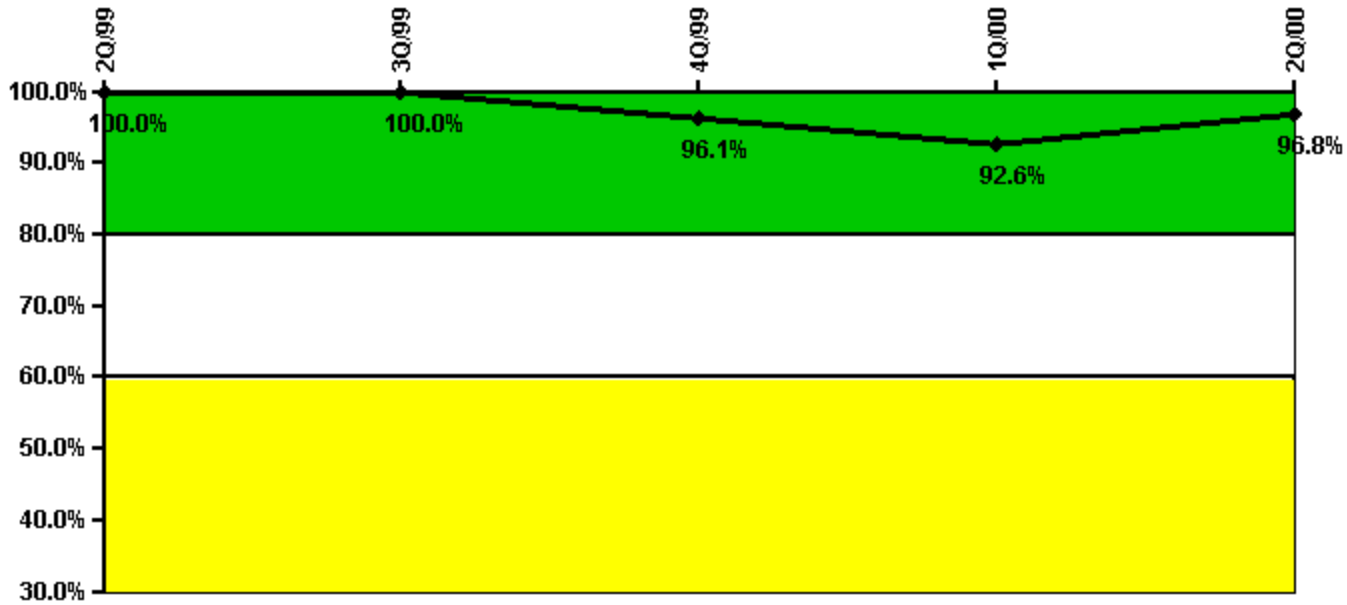
#### Notes

Drill/Exercise Performance	2Q/99	3Q/99	4Q/99	1Q/00	2Q/00
Successful opportunities	23.0	25.0	0	13.0	44.0
Total opportunities	26.0	26.0	0	13.0	45.0
<b>Indicator value</b>	<b>90.2%</b>	<b>91.0%</b>	<b>91.0%</b>	<b>92.1%</b>	<b>93.9%</b>

Licensee Comments:

2Q/00: Numbers revised due to clerical error.

### ERO Drill Participation



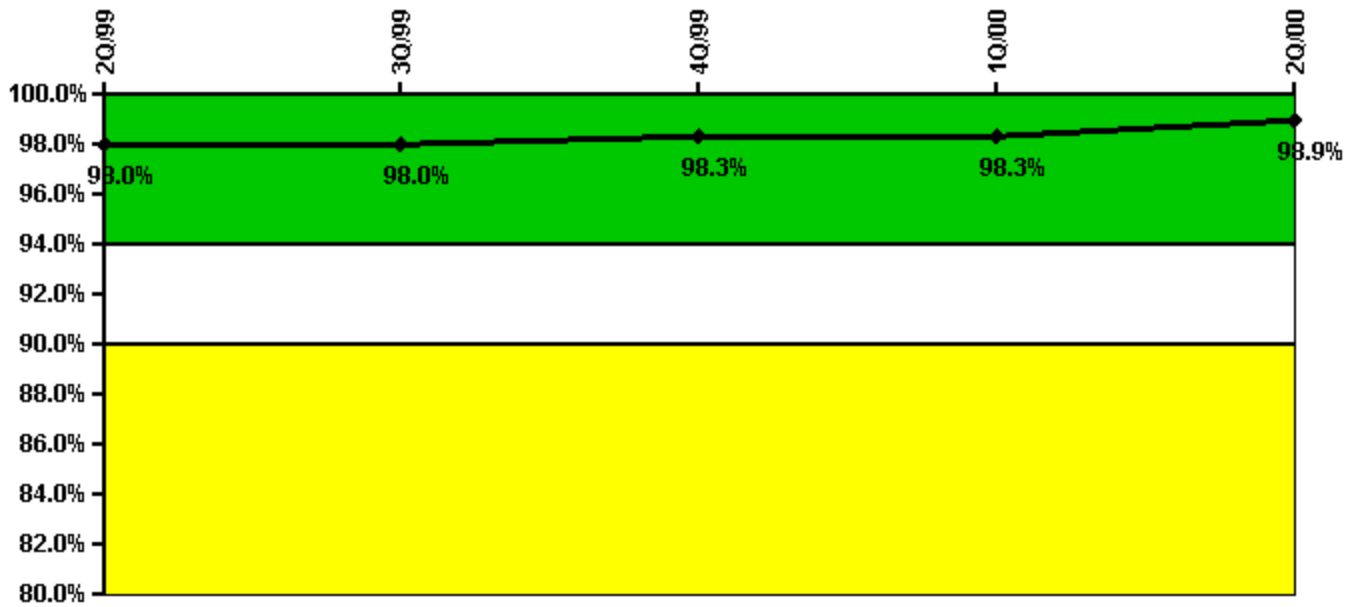
Thresholds: White < 80.0% Yellow < 60.0%

#### Notes

ERO Drill Participation	2Q/99	3Q/99	4Q/99	1Q/00	2Q/00
Participating Key personnel	77.0	100.0	98.0	87.0	92.0
Total Key personnel	77.0	100.0	102.0	94.0	95.0
<b>Indicator value</b>	<b>100.0%</b>	<b>100.0%</b>	<b>96.1%</b>	<b>92.6%</b>	<b>96.8%</b>

Licensee Comments: none

### Alert & Notification System



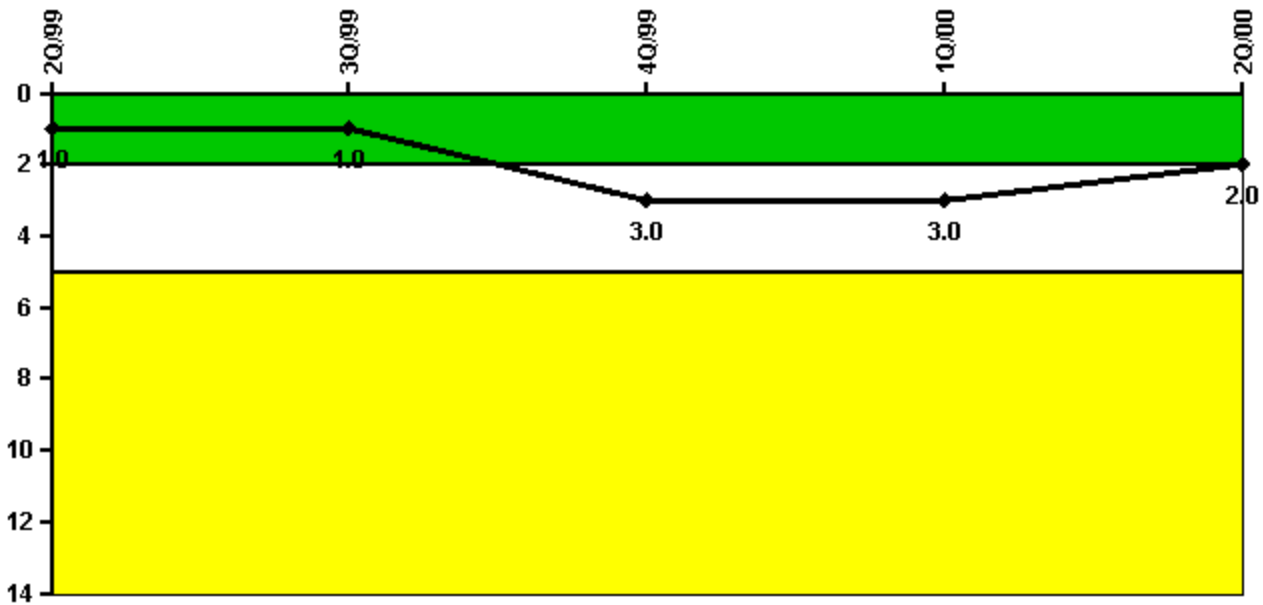
Thresholds: White < 94.0% Yellow < 90.0%

#### Notes

Alert & Notification System	2Q/99	3Q/99	4Q/99	1Q/00	2Q/00
Successful siren-tests	788	787	803	602	805
Total sirens-tests	808	808	808	606	808
Indicator value	98.0%	98.0%	98.3%	98.3%	98.9%

Licensee Comments: none

### Occupational Exposure Control Effectiveness



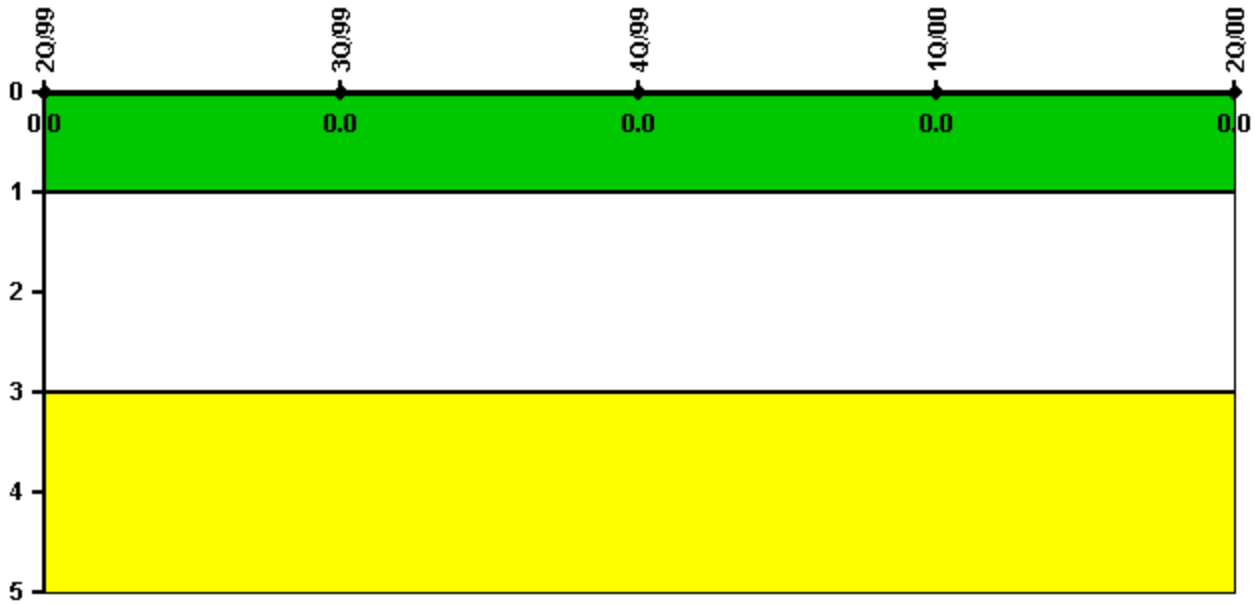
Thresholds: White > 2.0 Yellow > 5.0

#### Notes

Occupational Exposure Control Effectiveness	2Q/99	3Q/99	4Q/99	1Q/00	2Q/00
High radiation area occurrences	1	0	2	0	0
Very high radiation area occurrences	0	0	0	0	0
Unintended exposure occurrences	0	0	0	0	0
<b>Indicator value</b>	<b>1</b>	<b>1</b>	<b>3</b>	<b>3</b>	<b>2</b>

Licensee Comments: none

### RETS/ODCM Radiological Effluent



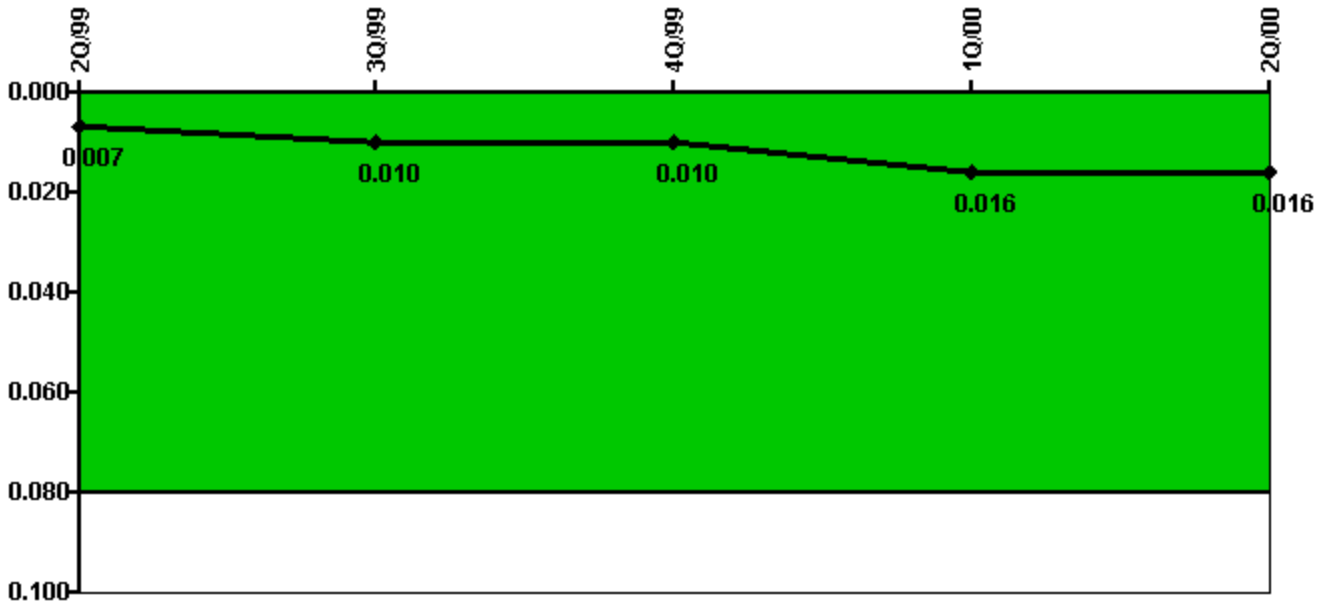
Thresholds: White > 1.0 Yellow > 3.0

#### Notes

RETS/ODCM Radiological Effluent	2Q/99	3Q/99	4Q/99	1Q/00	2Q/00
RETS/ODCM occurrences	0	0	0	0	0
Indicator value	0	0	0	0	0

Licensee Comments: none

### Protected Area Security Performance Index



Thresholds: White > 0.080

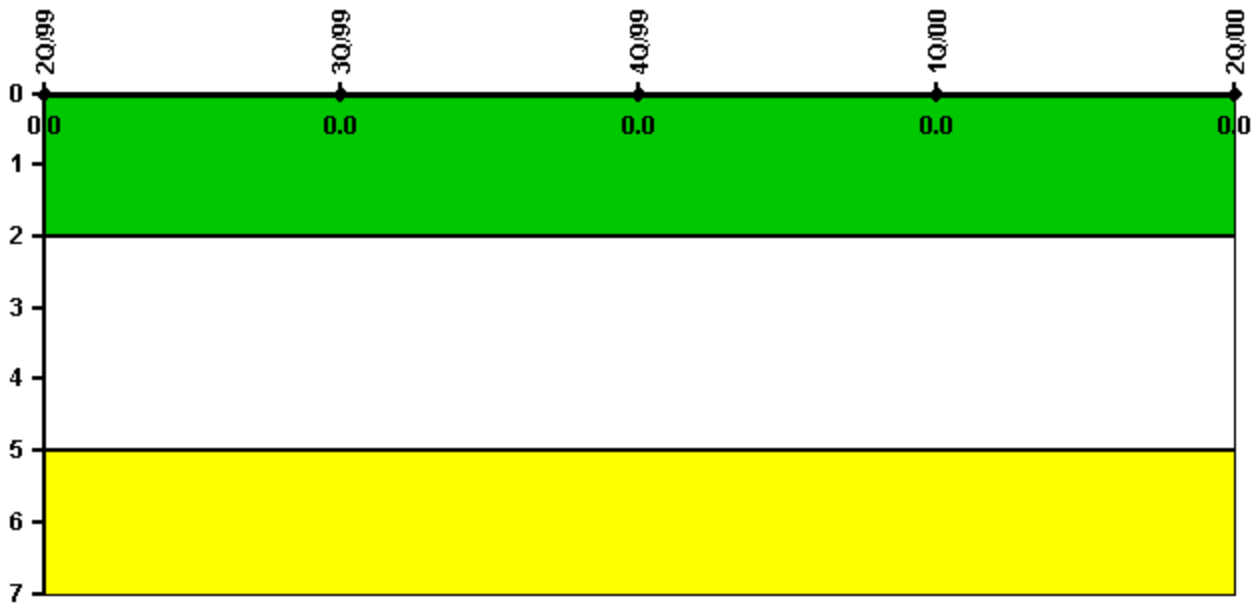
#### Notes

Protected Area Security Performance Index	2Q/99	3Q/99	4Q/99	1Q/00	2Q/00
IDS compensatory hours	16.30	113.60	46.50	222.10	16.60
CCTV compensatory hours	0	0	0	0	0
IDS normalization factor	1.45	1.45	1.45	1.45	1.45
CCTV normalization factor	1.0	1.0	1.0	1.0	1.0
<b>Index Value</b>	<b>0.007</b>	<b>0.010</b>	<b>0.010</b>	<b>0.016</b>	<b>0.016</b>

Licensee Comments: none



### Personnel Screening Program



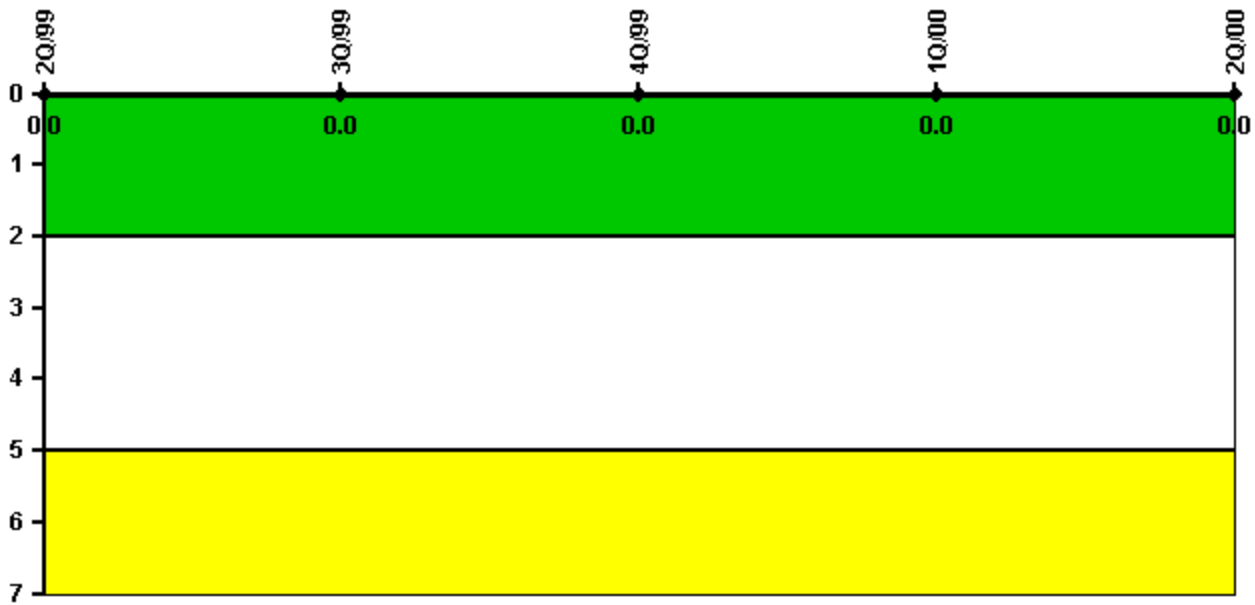
Thresholds: White > 2.0 Yellow > 5.0

#### Notes

Personnel Screening Program	2Q/99	3Q/99	4Q/99	1Q/00	2Q/00
Program failures	0	0	0	0	0
Indicator value	0	0	0	0	0

Licensee Comments: none

### FFD/Personnel Reliability



Thresholds: White > 2.0 Yellow > 5.0

#### Notes

FFD/Personnel Reliability	2Q/99	3Q/99	4Q/99	1Q/00	2Q/00
Program Failures	0	0	0	0	0
Indicator value	0	0	0	0	0

Licensee Comments: none

[PI Summary](#) | [Inspection Findings Summary](#) | [Reactor Oversight Process](#)

Last Modified: April 1, 2002