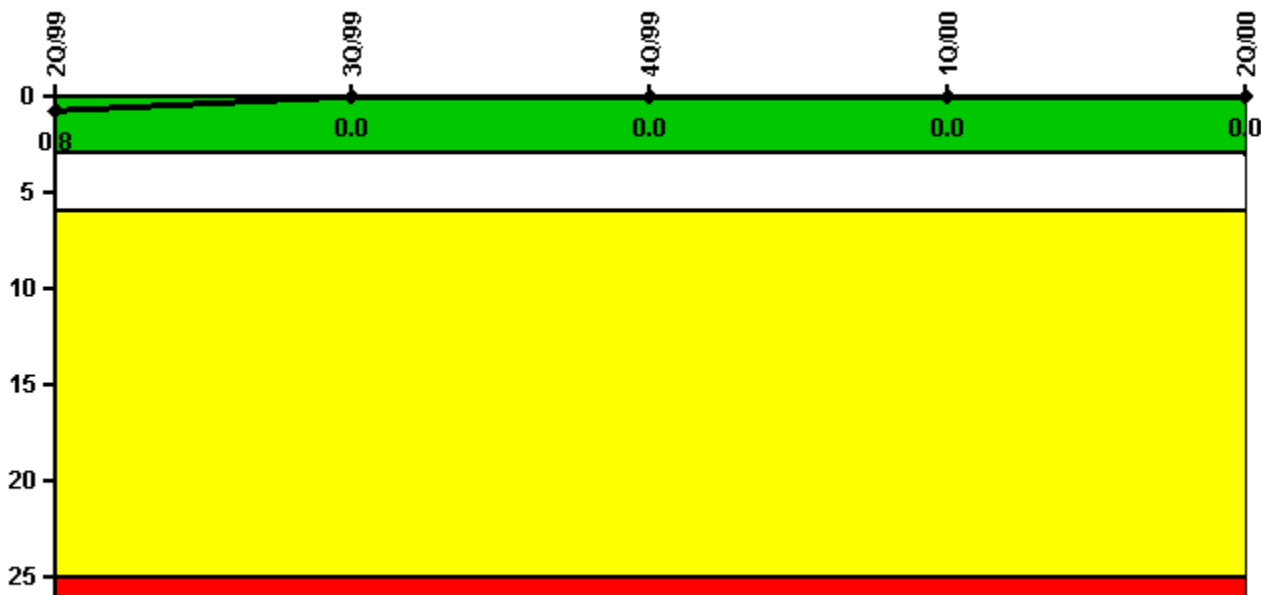


Crystal River 3

2Q/2000 Performance Indicators

Licensee's General Comments: none

Unplanned Scrams per 7000 Critical Hrs



Thresholds: White > 3.0 Yellow > 6.0 Red > 25.0

Notes

Unplanned Scrams per 7000 Critical Hrs	2Q/99	3Q/99	4Q/99	1Q/00	2Q/00
Unplanned scrams	0	0	0	0	0
Critical hours	2183.0	2208.0	1139.0	2184.0	2136.4
Indicator value	0.8	0	0	0	0

Licensee Comments: none

Scrams with Loss of Normal Heat Removal



Thresholds: White > 2.0 Yellow > 10.0 Red > 20.0

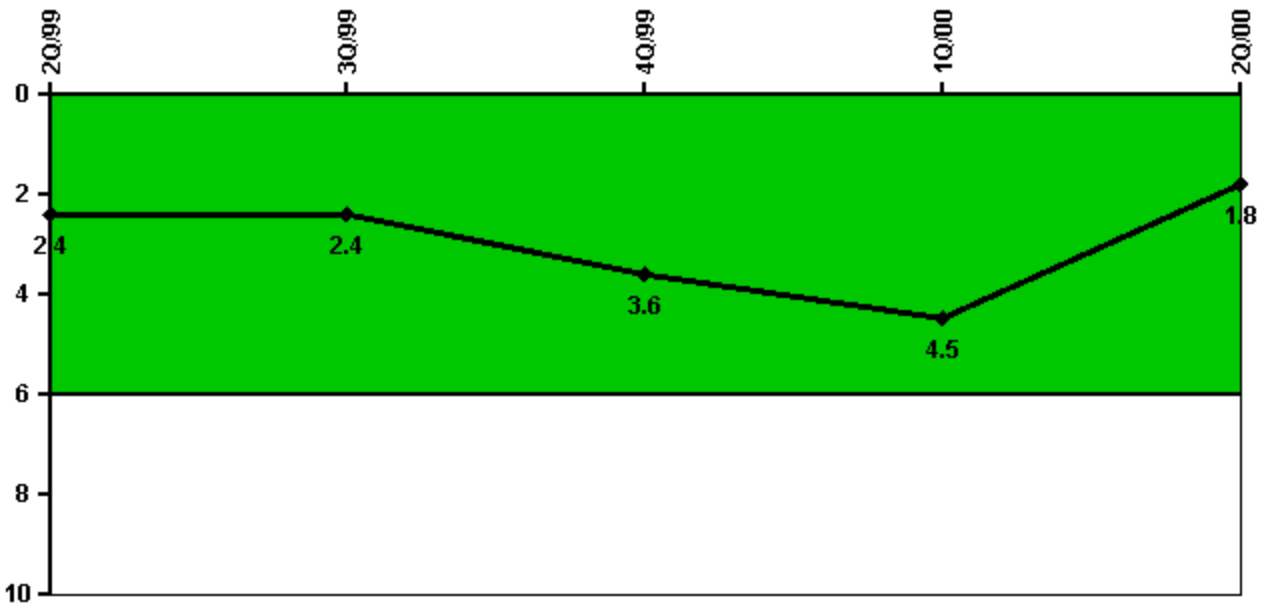
Notes

Scrams with Loss of Normal Heat Removal	2Q/99	3Q/99	4Q/99	1Q/00	2Q/00
Scrams	0	0	0	0	0
Indicator value			1.0	1.0	1.0

Licensee Comments:

1Q/98: Scrams with Loss of Normal Heat Removal for 1Q98 revised to reflect a change resulting from internal review. Change did not result in a threshold color change.

Unplanned Power Changes per 7000 Critical Hrs



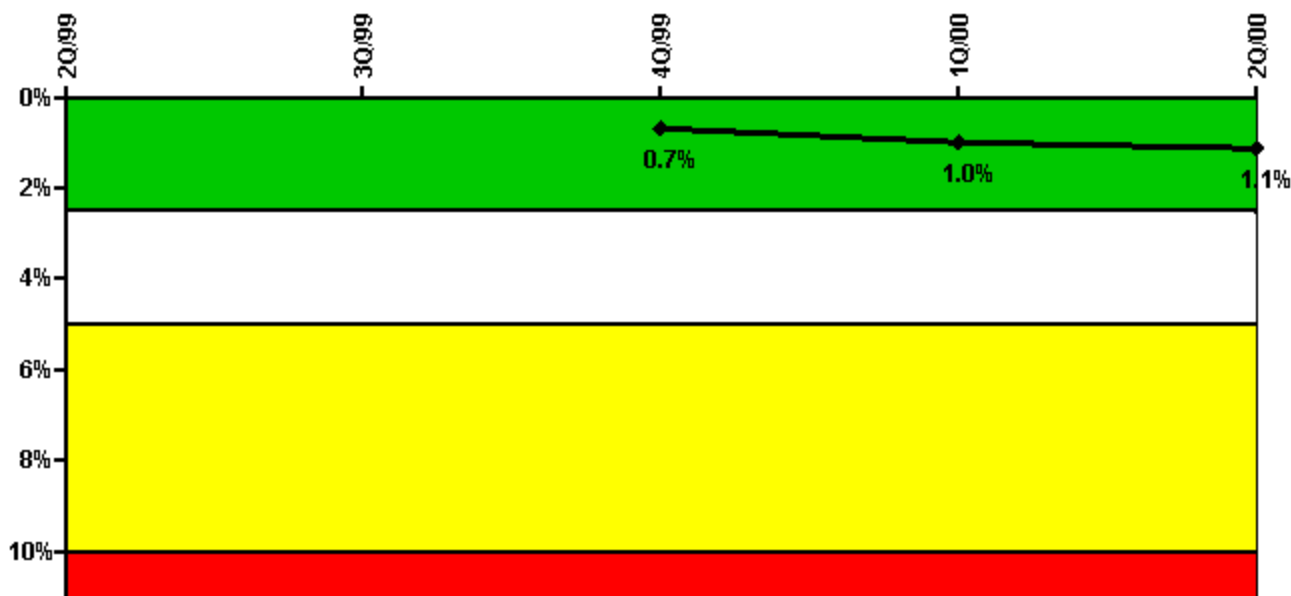
Thresholds: White > 6.0

Notes

Unplanned Power Changes per 7000 Critical Hrs	2Q/99	3Q/99	4Q/99	1Q/00	2Q/00
Unplanned power changes	3.0	0	1.0	1.0	0
Critical hours	2183.0	2208.0	1139.0	2184.0	2136.4
Indicator value	2.4	2.4	3.6	4.5	1.8

Licensee Comments: none

Safety System Unavailability, Emergency AC Power



Thresholds: White > 2.5% Yellow > 5.0% Red > 10.0%

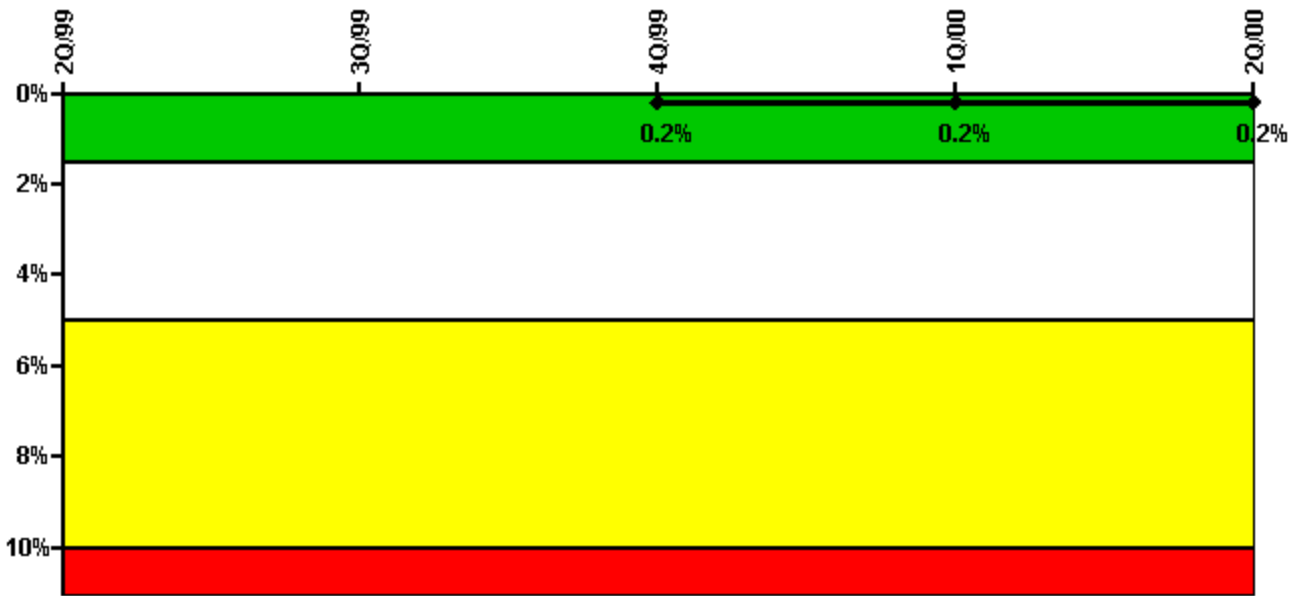
Notes

Safety System Unavailability, Emergency AC Power	2Q/99	3Q/99	4Q/99	1Q/00	2Q/00
Train 1					
Planned unavailable hours	0	14.50	0	51.46	24.37
Unplanned unavailable hours	0	0	0	52.60	0
Fault exposure hours	0	0	0	0	0
Effective Reset hours	0	0	0	0	0
Required hours	2183.00	2208.00	2209.00	2184.00	2183.00
Train 2					
Planned unavailable hours	4.95	20.00	0	35.24	27.05
Unplanned unavailable hours	0	61.81	0	0	0
Fault exposure hours	0	0	0	0	0
Effective Reset hours	0	0	0	0	0
Required hours	2183.00	2208.00	2209.00	2184.00	2183.00
Indicator value			0.7%	1.0%	1.1%

Licensee Comments:

3Q/99: Emergency AC Safety System Unavailability for 2Q99 and 3Q99 revised to reflect changes resulting from internal review. Changes did not result in a threshold color change.

Safety System Unavailability, High Pressure Injection System (HPSI)



Thresholds: White > 1.5% Yellow > 5.0% Red > 10.0%

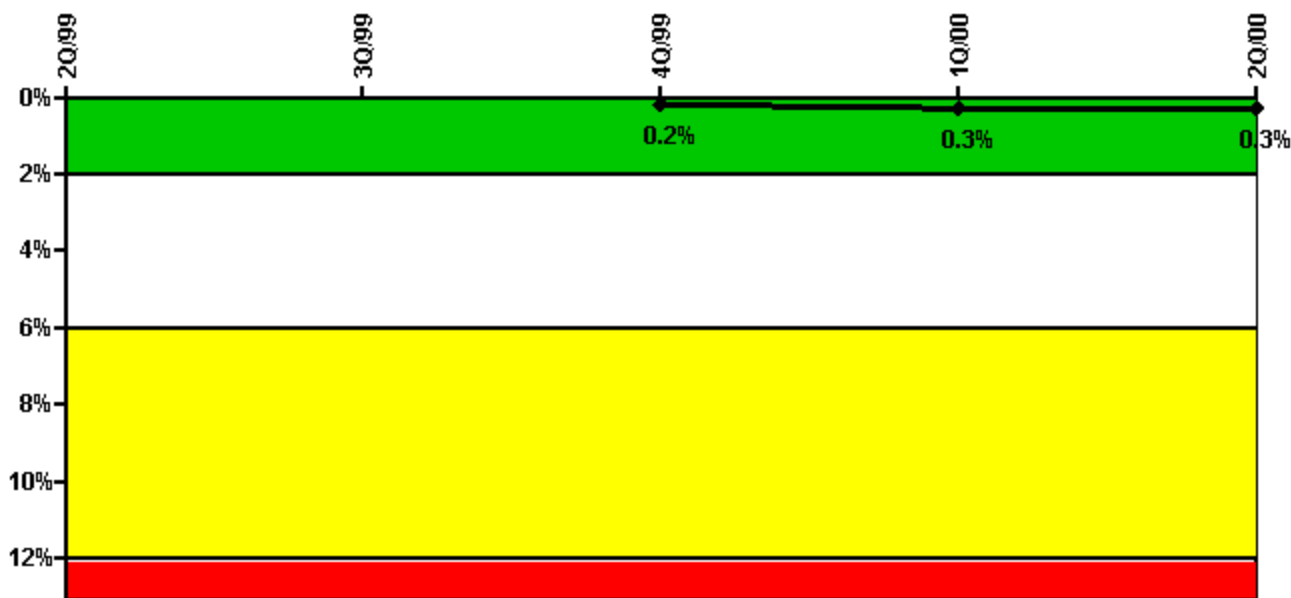
Notes

Safety System Unavailability, High Pressure Injection System (HPSI)	2Q/99	3Q/99	4Q/99	1Q/00	2Q/00
Train 1					
Planned unavailable hours	0.10	1.60	0	0	0
Unplanned unavailable hours	0	0	0	0	0
Fault exposure hours	0	0	0	0	0
Effective Reset hours	0	0	0	0	0
Required hours	2183.00	2208.00	1325.40	2184.00	2183.00
Train 2					
Planned unavailable hours	0	6.60	3.10	0	0
Unplanned unavailable hours	0	0	0	0	0
Fault exposure hours	0	0	3.10	0	0
Effective Reset hours	0	0	0	0	0
Required hours	2183.00	2208.00	1325.40	2184.00	2183.00
Indicator value			0.2%	0.2%	0.2%

Licensee Comments:

4Q/99: HPI Safety System Unavailability for 2Q99 and 4Q99 revised to reflect changes resulting from internal review. Changes did not result in a threshold color change.

Safety System Unavailability, Heat Removal System (AFW)



Thresholds: White > 2.0% Yellow > 6.0% Red > 12.0%

Notes

Safety System Unavailability, Heat Removal System (AFW)	2Q/99	3Q/99	4Q/99	1Q/00	2Q/00
Train 1					
Planned unavailable hours	8.80	0	1.00	17.12	19.06
Unplanned unavailable hours	0	0	0	0	2.75
Fault exposure hours	0	0	0	0	0
Effective Reset hours	0	0	0	0	0
Required hours	2183.00	2208.00	1322.00	2184.00	2183.00
Train 2					
Planned unavailable hours	2.70	7.70	0	8.50	23.82
Unplanned unavailable hours	0	0	0	0	0
Fault exposure hours	0	0	0	0	0
Effective Reset hours	0	0	0	0	0
Required hours	2183.00	2208.00	1322.00	2184.00	2183.00
Indicator value			0.2%	0.3%	0.3%

Licensee Comments:

2Q/00: EFW Safety System Unavailability for 2Q2000 (June - Train A) is revised to reflect a change resulting from an internal review. The change did not result in a threshold color change.

Safety System Unavailability, Residual Heat Removal System



Thresholds: White > 1.5% Yellow > 5.0% Red > 10.0%

Notes

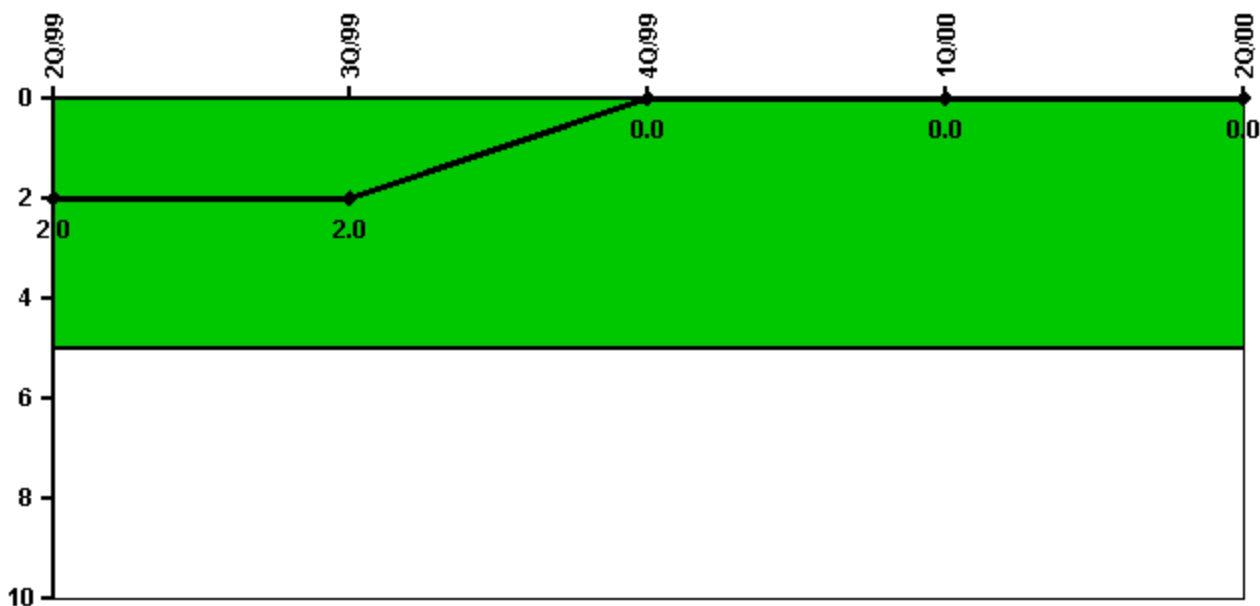
Safety System Unavailability, Residual Heat Removal System	2Q/99	3Q/99	4Q/99	1Q/00	2Q/00
Train 1					
Planned unavailable hours	0	20.70	0	0	1.97
Unplanned unavailable hours	0	0	0	17.70	13.90
Fault exposure hours	0	0	0	0	0
Effective Reset hours	0	0	0	0	0
Required hours	2183.00	2208.00	2070.80	2184.00	2183.00
Train 2					
Planned unavailable hours	60.50	18.20	3.10	0	40.70
Unplanned unavailable hours	0	0	0	0	0
Fault exposure hours	0	0	0	0	0
Effective Reset hours	0	0	0	0	0
Required hours	2183.00	2208.00	2070.80	2184.00	2183.00
Indicator value			0.7%	0.7%	0.9%

Licensee Comments:

4Q/99: LPI/DH Safety System Unavailability for 1Q99, 2Q99, and 4Q99 revised to reflect changes resulting from internal review. Changes did not result in a threshold color change.

2Q/99: LPI/DH Safety System Unavailability for 2Q99 revised to reflect a change resulting from an internal review. Change did not result in a threshold color change.

Safety System Functional Failures (PWR)



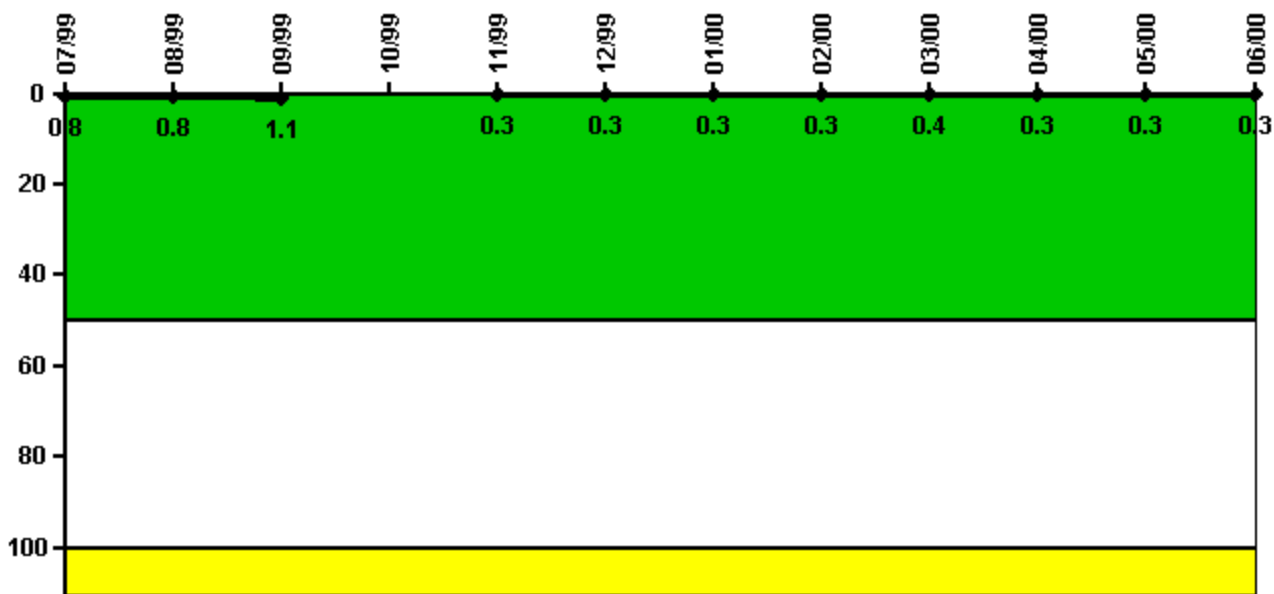
Thresholds: White > 5.0

Notes

Safety System Functional Failures (PWR)	2Q/99	3Q/99	4Q/99	1Q/00	2Q/00
Safety System Functional Failures	0	0	0	0	0
Indicator value	2	2	0	0	0

Licensee Comments: none

Reactor Coolant System Activity



Thresholds: White > 50.0 Yellow > 100.0

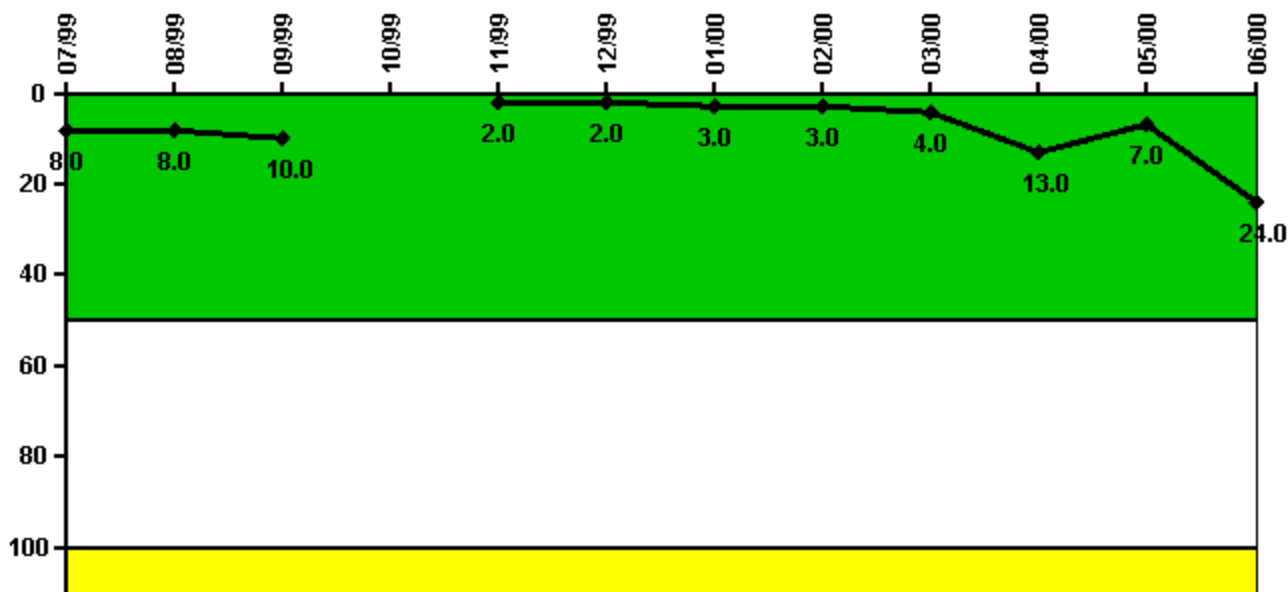
Notes

Reactor Coolant System Activity	7/99	8/99	9/99	10/99	11/99	12/99	1/00	2/00	3/00	4/00	5/00	6/00
Maximum activity	0.007790	0.007881	0.011000	N/A	0.002507	0.003350	0.003040	0.003110	0.004000	0.003000	0.003200	0.002870
Technical specification limit	1.0	1.0	1.0	1.0	1.0	1.0	1.0	1.0	1.0	1.0	1.0	1.0
Indicator value	0.8	0.8	1.1	N/A	0.3	0.3	0.3	0.3	0.4	0.3	0.3	0.3

Licensee Comments:

9/99: RCS Specific Activity for 3Q98, 4Q98, 2Q99, and 3Q99 revised to reflect changes resulting from internal review. Changes did not result in a threshold color change.

Reactor Coolant System Leakage



Thresholds: White > 50.0 Yellow > 100.0

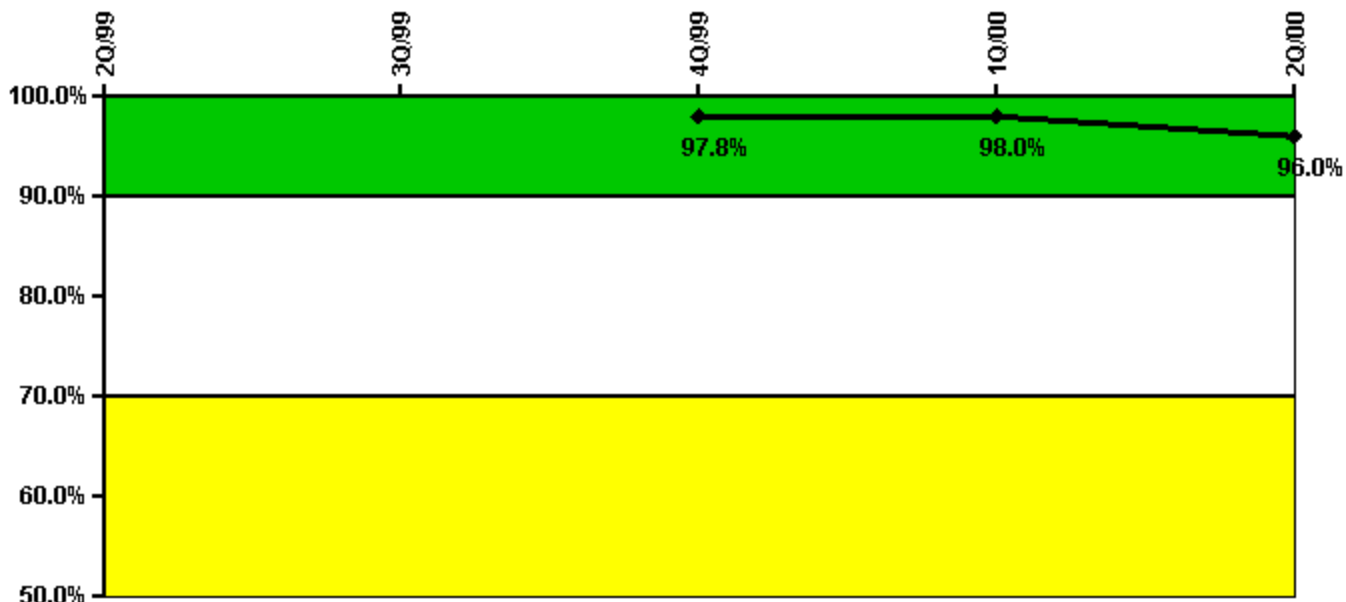
Notes

Reactor Coolant System Leakage	7/99	8/99	9/99	10/99	11/99	12/99	1/00	2/00	3/00	4/00	5/00	6/00
Maximum leakage	0.800	0.800	1.000	N/A	0.200	0.200	0.300	0.300	0.400	1.300	0.700	2.400
Technical specification limit	10.0	10.0	10.0	10.0	10.0	10.0	10.0	10.0	10.0	10.0	10.0	10.0
Indicator value	8.0	8.0	10.0	N/A	2.0	2.0	3.0	3.0	4.0	13.0	7.0	24.0

Licensee Comments:

6/99: RCS Identified Leak Rate for 1Q98 and 2Q99 revised to reflect changes resulting from internal review. Changes did not result in a threshold color change.

Drill/Exercise Performance



Thresholds: White < 90.0% Yellow < 70.0%

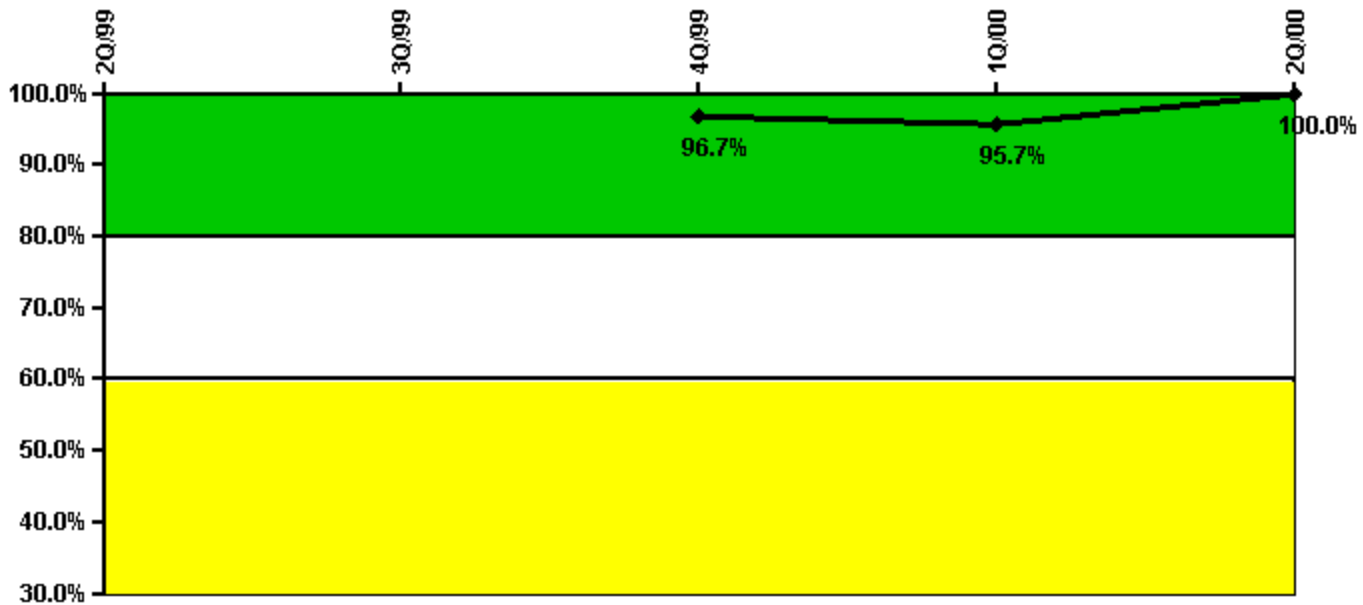
Notes

Drill/Exercise Performance	2Q/99	3Q/99	4Q/99	1Q/00	2Q/00
Successful opportunities	51.0	21.0	110.0	32.0	68.0
Total opportunities	52.0	21.0	112.0	32.0	76.0
Indicator value			97.8%	98.0%	96.0%

Licensee Comments:

4Q/99: ERO Drill/Exercise Performance for 3Q98, 2Q99, 3Q99, and 4Q99 revised to reflect changes resulting from internal review. Changes did not result in a threshold color change.

ERO Drill Participation



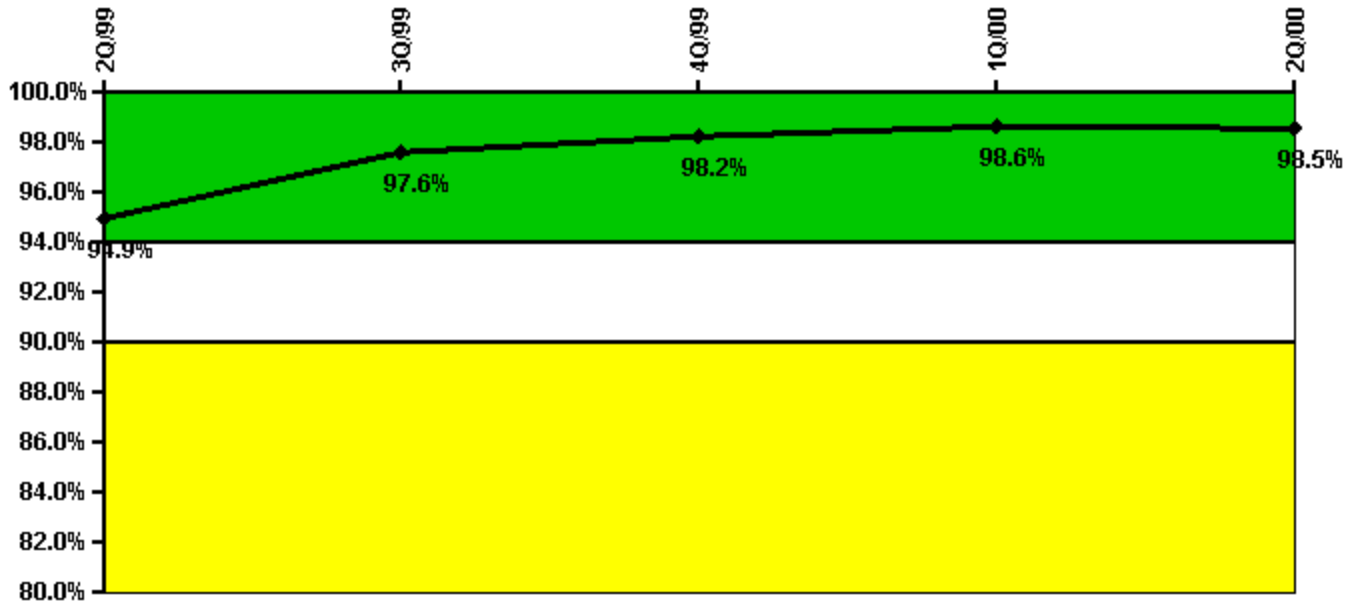
Thresholds: White < 80.0% Yellow < 60.0%

Notes

ERO Drill Participation	2Q/99	3Q/99	4Q/99	1Q/00	2Q/00
Participating Key personnel			59.0	67.0	68.0
Total Key personnel			61.0	70.0	68.0
Indicator value			96.7%	95.7%	100.0%

Licensee Comments: none

Alert & Notification System



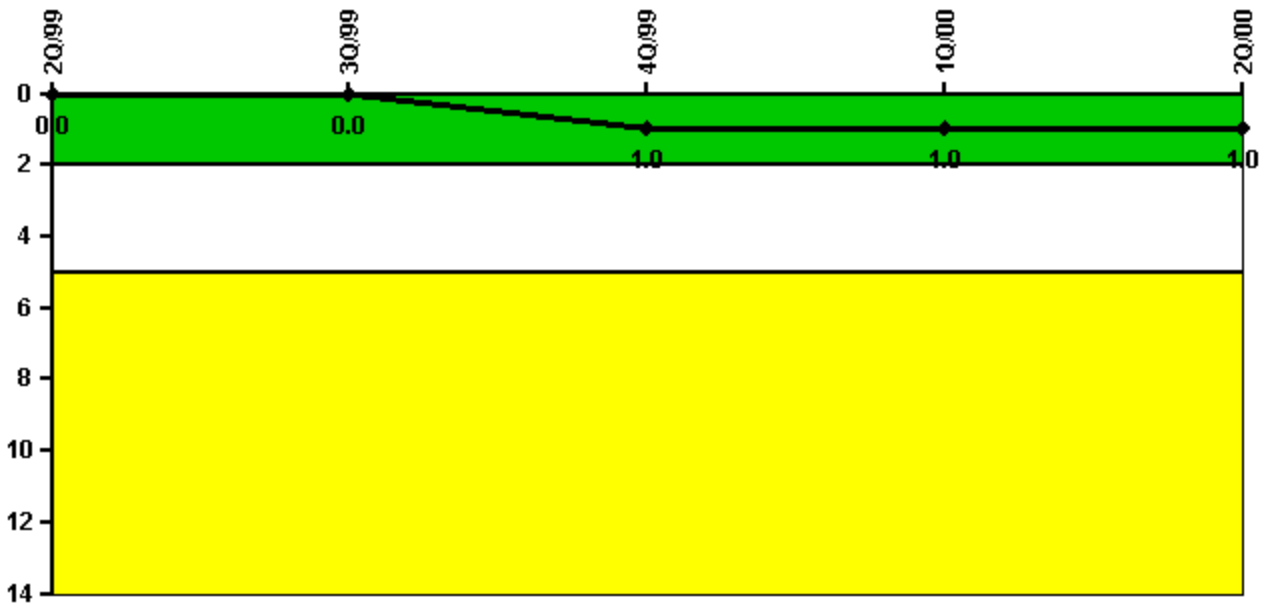
Thresholds: White < 94.0% Yellow < 90.0%

Notes

Alert & Notification System	2Q/99	3Q/99	4Q/99	1Q/00	2Q/00
Successful siren-tests	591	584	1265	1384	1493
Total sirens-tests	600	600	1280	1400	1520
Indicator value	94.9%	97.6%	98.2%	98.6%	98.5%

Licensee Comments: none

Occupational Exposure Control Effectiveness



Thresholds: White > 2.0 Yellow > 5.0

Notes

Occupational Exposure Control Effectiveness	2Q/99	3Q/99	4Q/99	1Q/00	2Q/00
High radiation area occurrences	0	0	0	0	0
Very high radiation area occurrences	0	0	0	0	0
Unintended exposure occurrences	0	0	1	0	0
Indicator value	0	0	1	1	1

Licensee Comments: none

RETS/ODCM Radiological Effluent



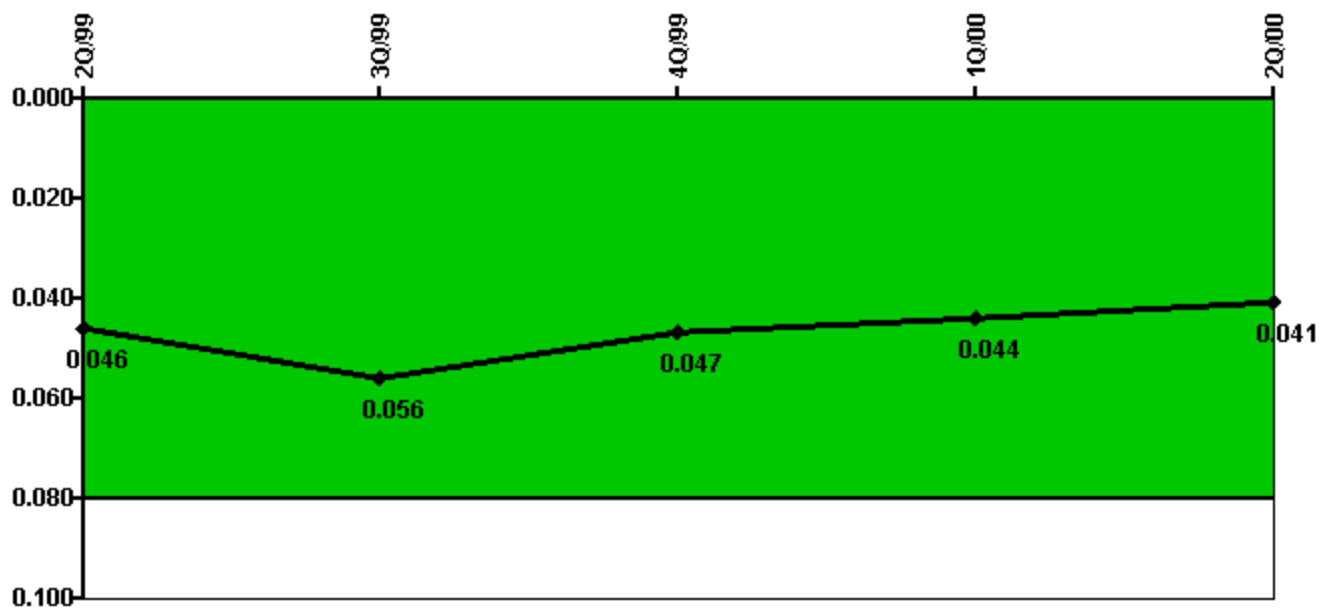
Thresholds: White > 1.0 Yellow > 3.0

Notes

RETS/ODCM Radiological Effluent	2Q/99	3Q/99	4Q/99	1Q/00	2Q/00
RETS/ODCM occurrences	0	0	0	0	0
Indicator value	0	0	0	0	0

Licensee Comments: none

Protected Area Security Performance Index



Thresholds: White > 0.080

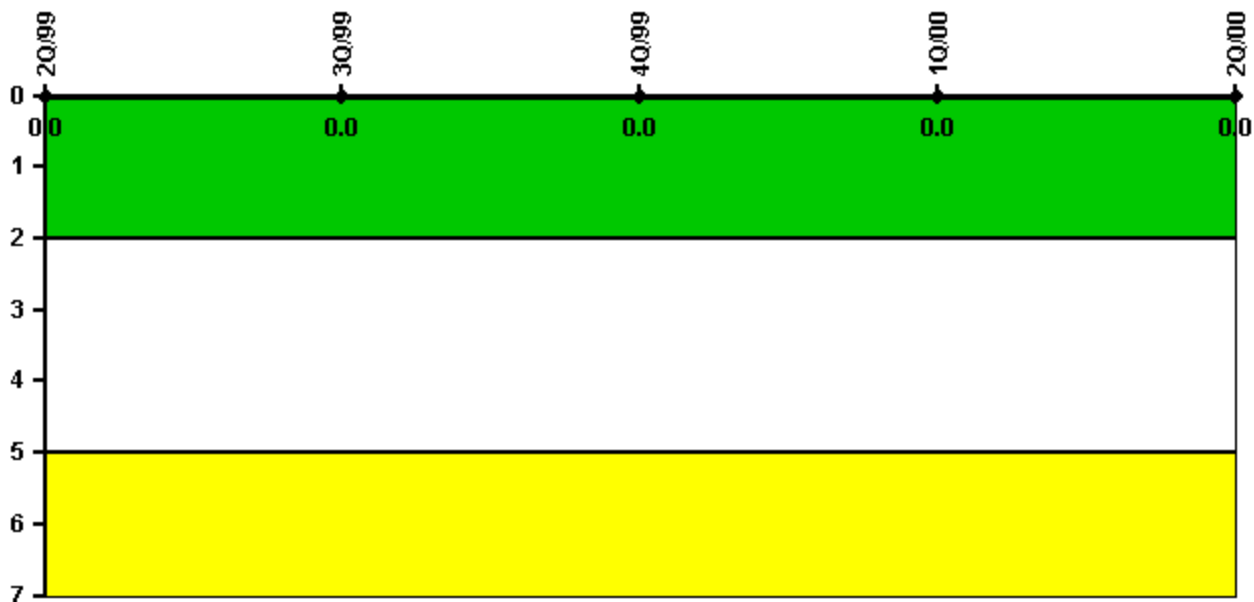
Notes

Protected Area Security Performance Index	2Q/99	3Q/99	4Q/99	1Q/00	2Q/00
IDS compensatory hours	122.75	314.50	141.00	437.12	33.20
CCTV compensatory hours	0.3	13.5	16.8	32.7	16.9
IDS normalization factor	1.45	1.45	1.45	1.45	1.45
CCTV normalization factor	1.0	1.0	1.0	1.0	1.0
Index Value	0.046	0.056	0.047	0.044	0.041

Licensee Comments:

4Q/99: PA Security Equipment for 1Q98, 2Q98, 3Q98, 4Q98, 1Q99, 3Q99, and 4Q99 revised to reflect changes resulting from internal review. Changes did not result in a threshold color change.

Personnel Screening Program




Thresholds: White > 2.0 Yellow > 5.0

Notes

Personnel Screening Program	2Q/99	3Q/99	4Q/99	1Q/00	2Q/00
Program failures	0	0	0	0	0
Indicator value	0	0	0	0	0

Licensee Comments: none

FFD/Personnel Reliability



Thresholds: White > 2.0 Yellow > 5.0

Notes

FFD/Personnel Reliability	2Q/99	3Q/99	4Q/99	1Q/00	2Q/00
Program Failures	0	0	0	0	0
Indicator value	0	0	0	0	0

Licensee Comments: none

[PI Summary](#) | [Inspection Findings Summary](#) | [Reactor Oversight Process](#)

Last Modified: April 1, 2002