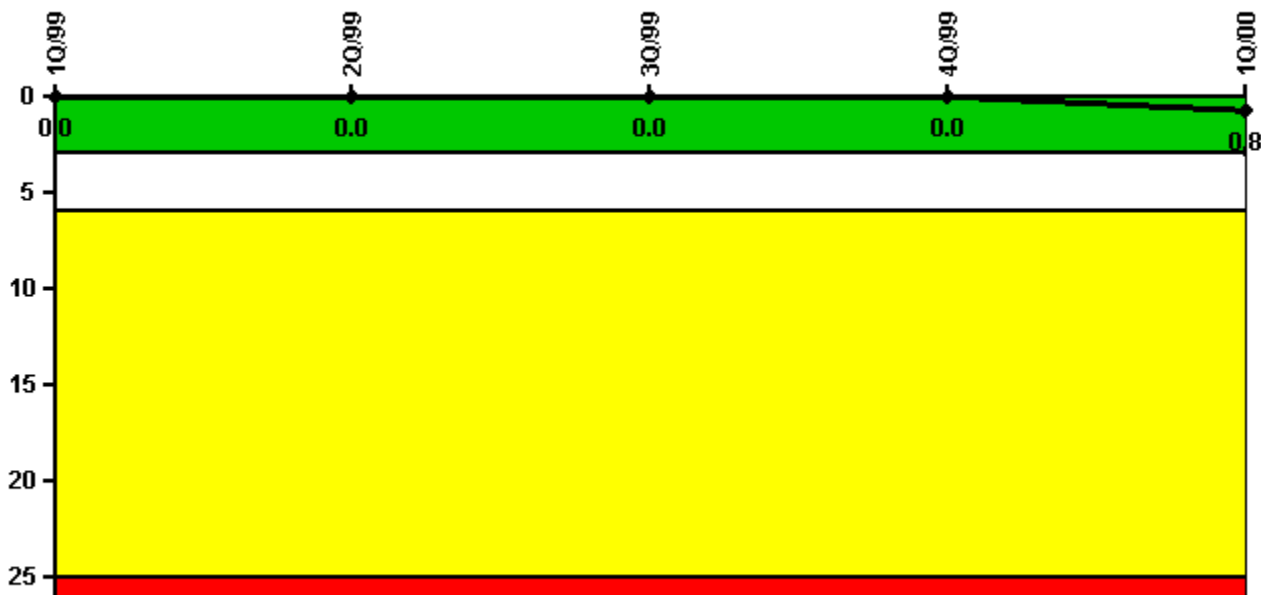


Turkey Point 4

1Q/2000 Performance Indicators

Licensee's General Comments: none

Unplanned Scrams per 7000 Critical Hrs



Thresholds: White > 3.0 Yellow > 6.0 Red > 25.0

Notes

Unplanned Scrams per 7000 Critical Hrs	1Q/99	2Q/99	3Q/99	4Q/99	1Q/00
Unplanned scrams	0	0	0	0	1.0
Critical hours	1752.0	2037.7	2208.0	2209.0	2131.6
Indicator value	0	0	0	0	0.8

Licensee Comments: none

Scrams with Loss of Normal Heat Removal



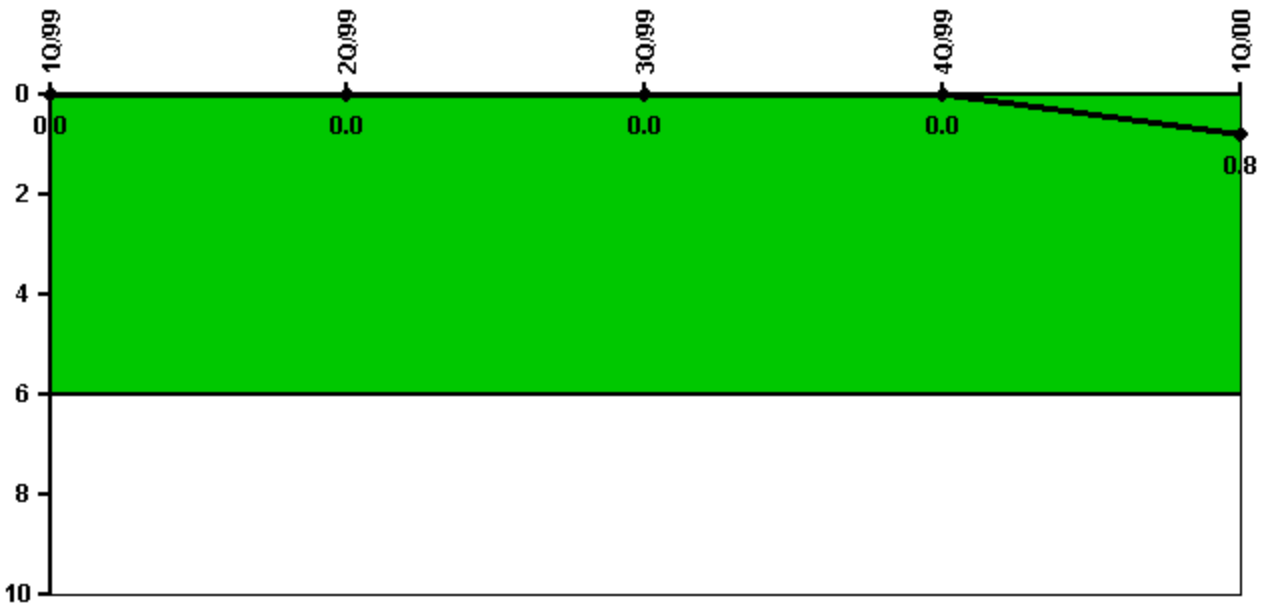
Thresholds: White > 2.0 Yellow > 10.0 Red > 20.0

Notes

Scrams with Loss of Normal Heat Removal	1Q/99	2Q/99	3Q/99	4Q/99	1Q/00
Scrams	0	0	0	0	0
Indicator value	1.0	1.0	1.0	1.0	1.0

Licensee Comments: none

Unplanned Power Changes per 7000 Critical Hrs



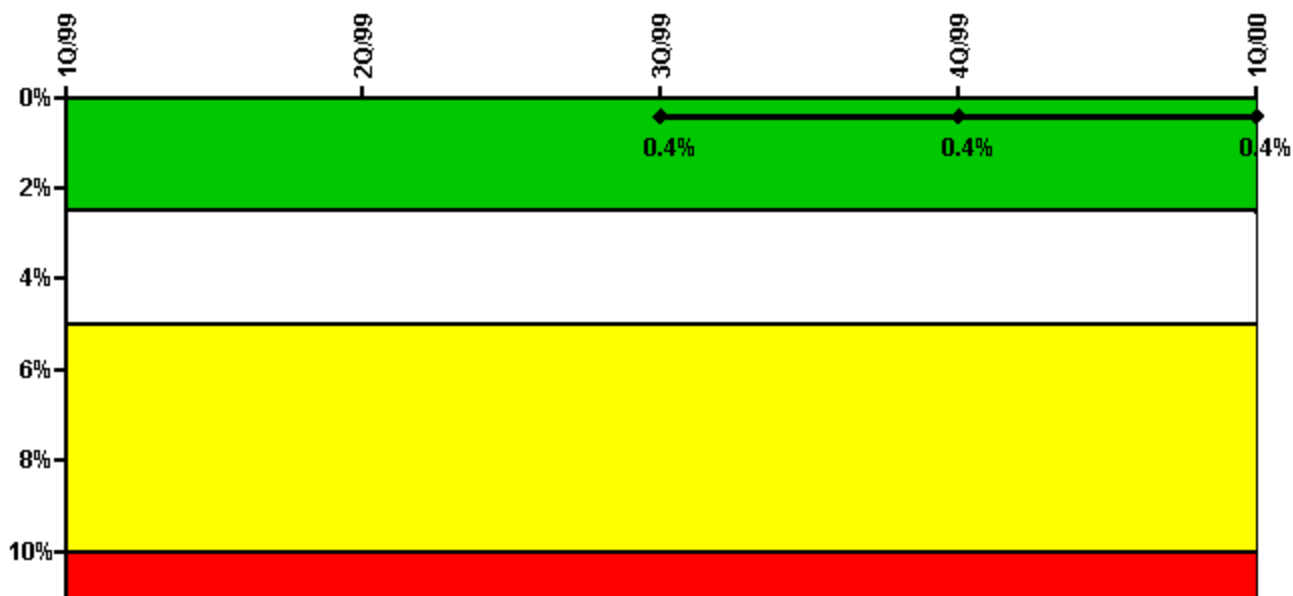
Thresholds: White > 6.0

Notes

Unplanned Power Changes per 7000 Critical Hrs	1Q/99	2Q/99	3Q/99	4Q/99	1Q/00
Unplanned power changes	0	0	0	0	1.0
Critical hours	1752.0	2037.7	2208.0	2209.0	2131.6
Indicator value	0	0	0	0	0.8

Licensee Comments: none

Safety System Unavailability, Emergency AC Power



Thresholds: **White** > 2.5% **Yellow** > 5.0% **Red** > 10.0%

Notes

Safety System Unavailability, Emergency AC Power	1Q/99	2Q/99	3Q/99	4Q/99	1Q/00
Train 1					
Planned unavailable hours	0	17.20	0	0	0
Unplanned unavailable hours	0	0	0	0	20.00
Fault exposure hours	0	0	0	0	0
Effective Reset hours	0	0	0	0	0
Required hours	1962.00	2133.00	2208.00	2209.00	2184.00
Train 2					
Planned unavailable hours	3.50	6.40	21.60	0	0
Unplanned unavailable hours	0	0	0	22.50	0
Fault exposure hours	0	0	0	0	0
Effective Reset hours	0	0	0	0	0
Required hours	1962.00	2133.00	2208.00	2209.00	2184.00
Indicator value			0.4%	0.4%	0.4%

Licensee Comments: none

Safety System Unavailability, High Pressure Injection System (HPSI)



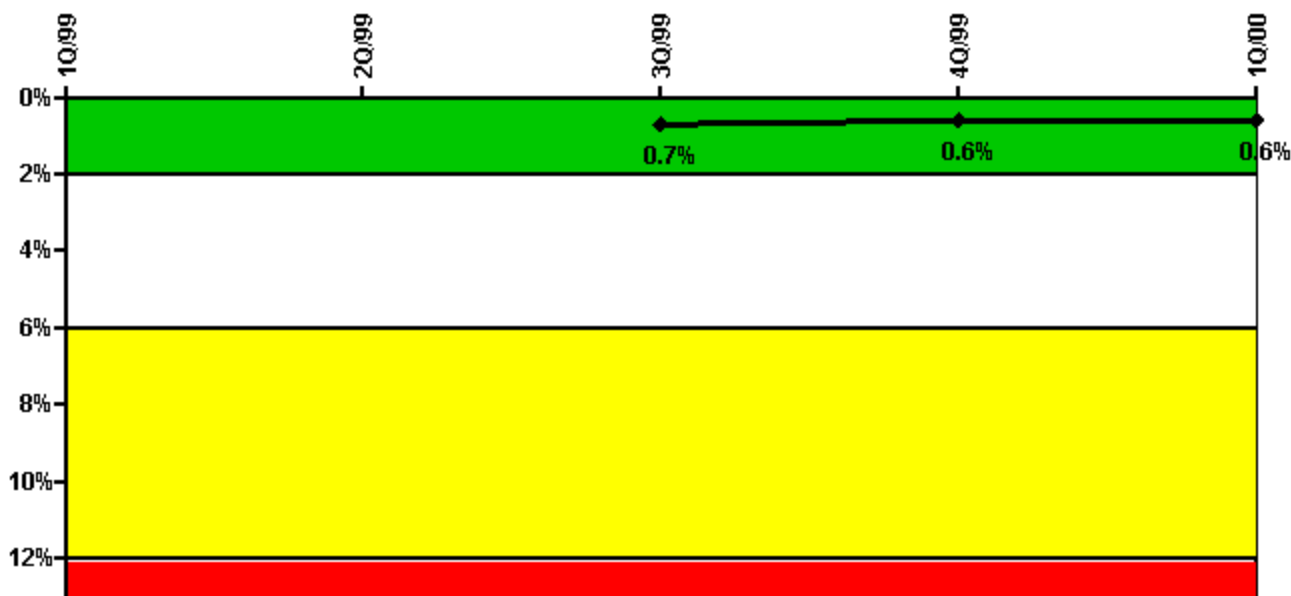
Thresholds: White > 1.5% Yellow > 5.0% Red > 10.0%

Notes

Safety System Unavailability, High Pressure Injection System (HPSI)	1Q/99	2Q/99	3Q/99	4Q/99	1Q/00
Train 1					
Planned unavailable hours	1.80	2.30	97.50	1.90	0
Unplanned unavailable hours	0	0	0	0	0
Fault exposure hours	0	0	0	0	0
Effective Reset hours	0	0	0	0	0
Required hours	1758.40	2069.00	2208.00	2209.00	2184.00
Train 2					
Planned unavailable hours	4.80	13.10	13.50	1.50	0
Unplanned unavailable hours	1.20	0	0	0	0
Fault exposure hours	49.00	0	0	0	0
Effective Reset hours	0	0	0	0	0
Required hours	1758.40	2069.00	2208.00	2209.00	2184.00
Indicator value			0.7%	0.7%	0.6%

Licensee Comments: none

Safety System Unavailability, Heat Removal System (AFW)



Thresholds: White > 2.0% Yellow > 6.0% Red > 12.0%

Notes

Safety System Unavailability, Heat Removal System (AFW)	1Q/99	2Q/99	3Q/99	4Q/99	1Q/00
Train 1					
Planned unavailable hours	15.27	0	0	0.33	17.83
Unplanned unavailable hours	0	0	0	0	0
Fault exposure hours	0	0	0	0	0
Effective Reset hours	0	0	0	0	0
Required hours	1758.40	2068.10	2208.00	2209.00	2184.00
Train 2					
Planned unavailable hours	13.42	0	15.02	0.67	41.77
Unplanned unavailable hours	0	0	0	0	0
Fault exposure hours	0	0	0	0	0
Effective Reset hours	0	0	0	0	0
Required hours	1758.40	2068.10	2208.00	2209.00	2184.00
Indicator value			0.7%	0.6%	0.6%

Licensee Comments: none

Safety System Unavailability, Residual Heat Removal System



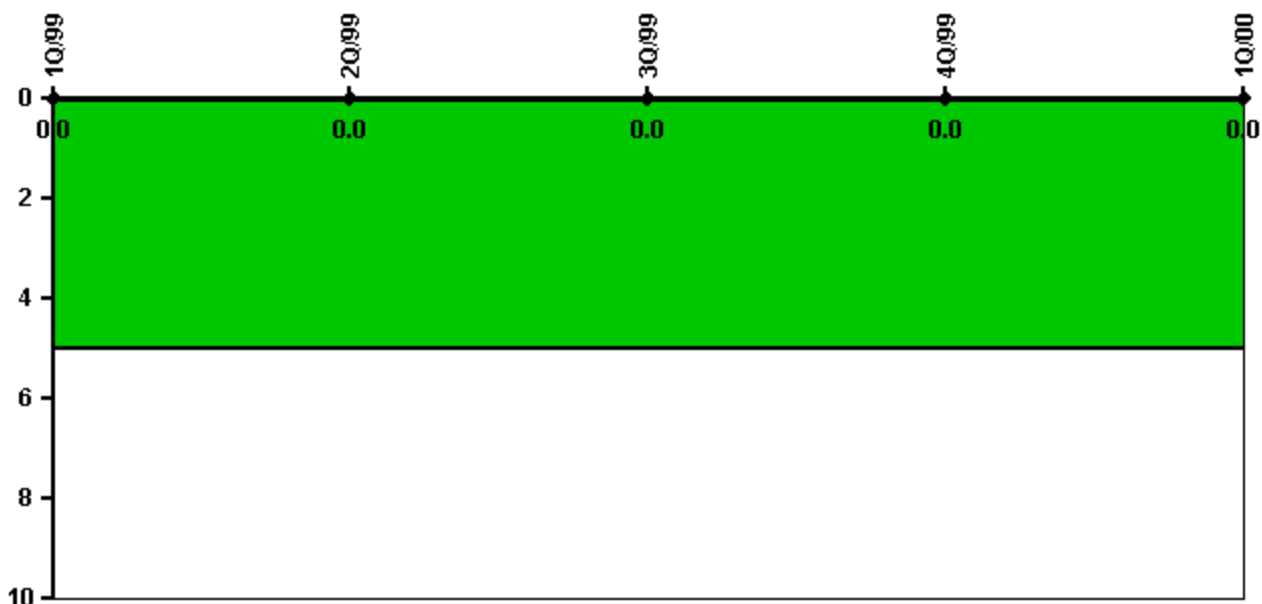
Thresholds: White > 1.5% Yellow > 5.0% Red > 10.0%

Notes

Safety System Unavailability, Residual Heat Removal System	1Q/99	2Q/99	3Q/99	4Q/99	1Q/00
Train 1					
Planned unavailable hours	0.80	0.90	0.70	0.70	0.90
Unplanned unavailable hours	0	56.50	0	0	0
Fault exposure hours	0	0	0	0	0
Effective Reset hours	0	0	0	0	0
Required hours	1940.00	2159.00	2208.00	2209.00	2184.00
Train 2					
Planned unavailable hours	6.00	10.00	0.60	2.00	1.00
Unplanned unavailable hours	0	0	0	0	0
Fault exposure hours	0	0	0	0	0
Effective Reset hours	0	0	0	0	0
Required hours	1940.00	2159.00	2208.00	2209.00	2184.00
Indicator value			0.3%	0.3%	0.3%

Licensee Comments: none

Safety System Functional Failures (PWR)



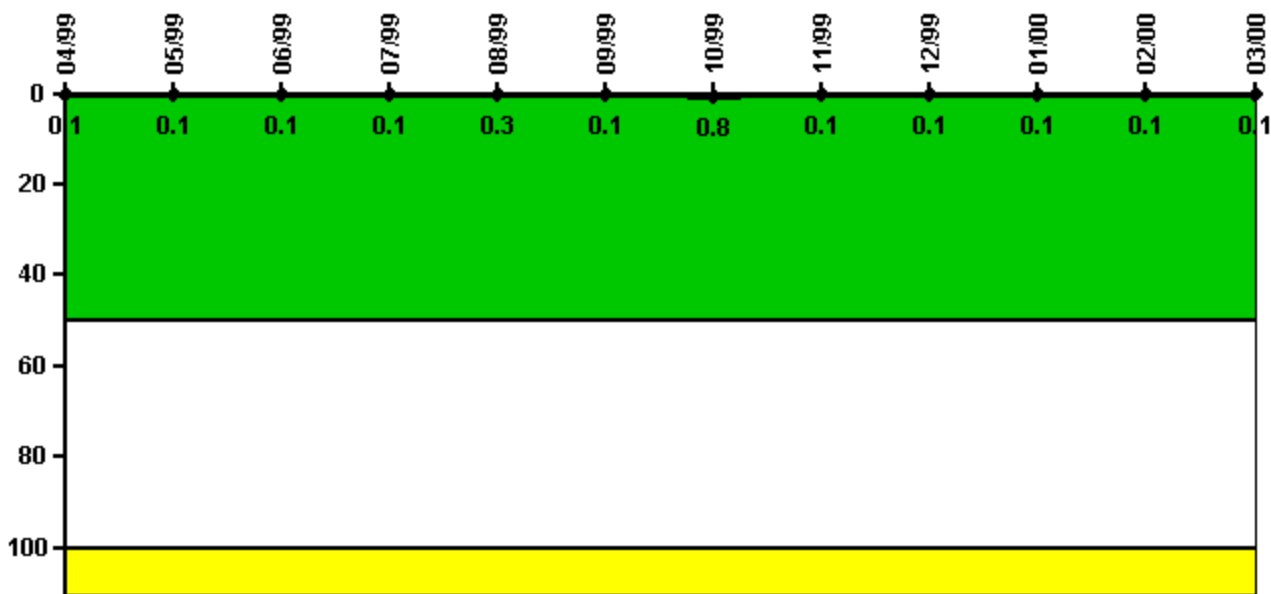
Thresholds: White > 5.0

Notes

Safety System Functional Failures (PWR)	1Q/99	2Q/99	3Q/99	4Q/99	1Q/00
Safety System Functional Failures	0	0	0	0	0
Indicator value	0	0	0	0	0

Licensee Comments: none

Reactor Coolant System Activity



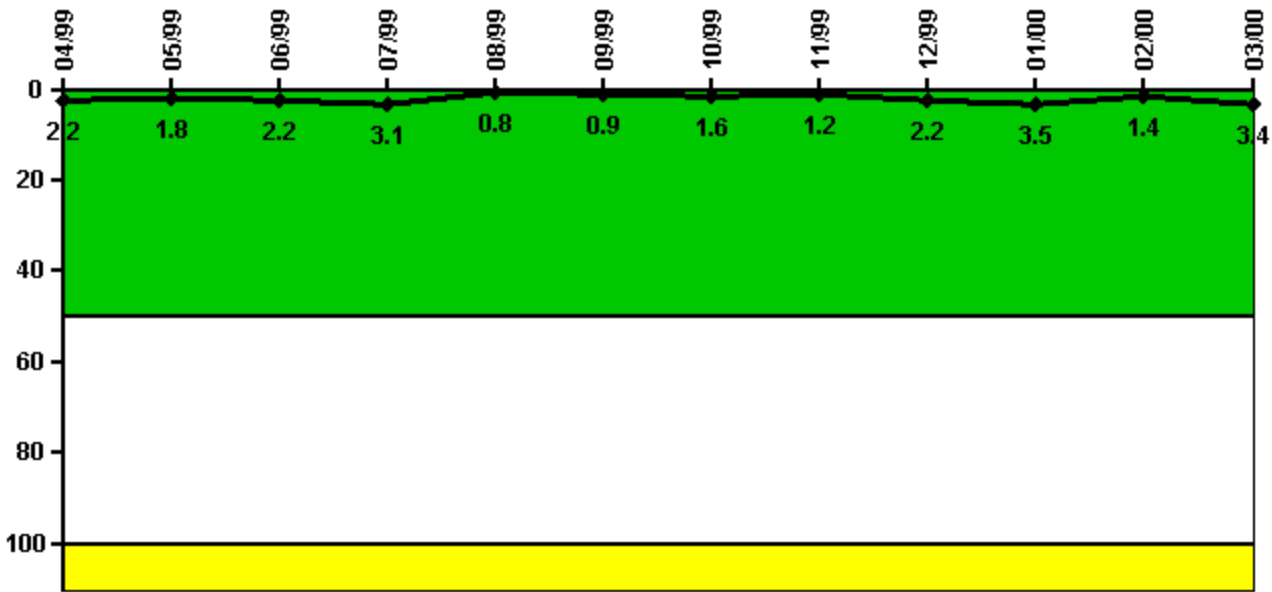
Thresholds: White > 50.0 Yellow > 100.0

Notes

Reactor Coolant System Activity	4/99	5/99	6/99	7/99	8/99	9/99	10/99	11/99	12/99	1/00	2/00	3/00
Maximum activity	0.000670	0.000840	0.000849	0.000889	0.002750	0.000978	0.007730	0.000908	0.000964	0.001010	0.001030	0.001200
Technical specification limit	1.0	1.0	1.0	1.0	1.0	1.0	1.0	1.0	1.0	1.0	1.0	1.0
Indicator value	0.1	0.1	0.1	0.1	0.3	0.1	0.8	0.1	0.1	0.1	0.1	0.1

Licensee Comments: none

Reactor Coolant System Leakage



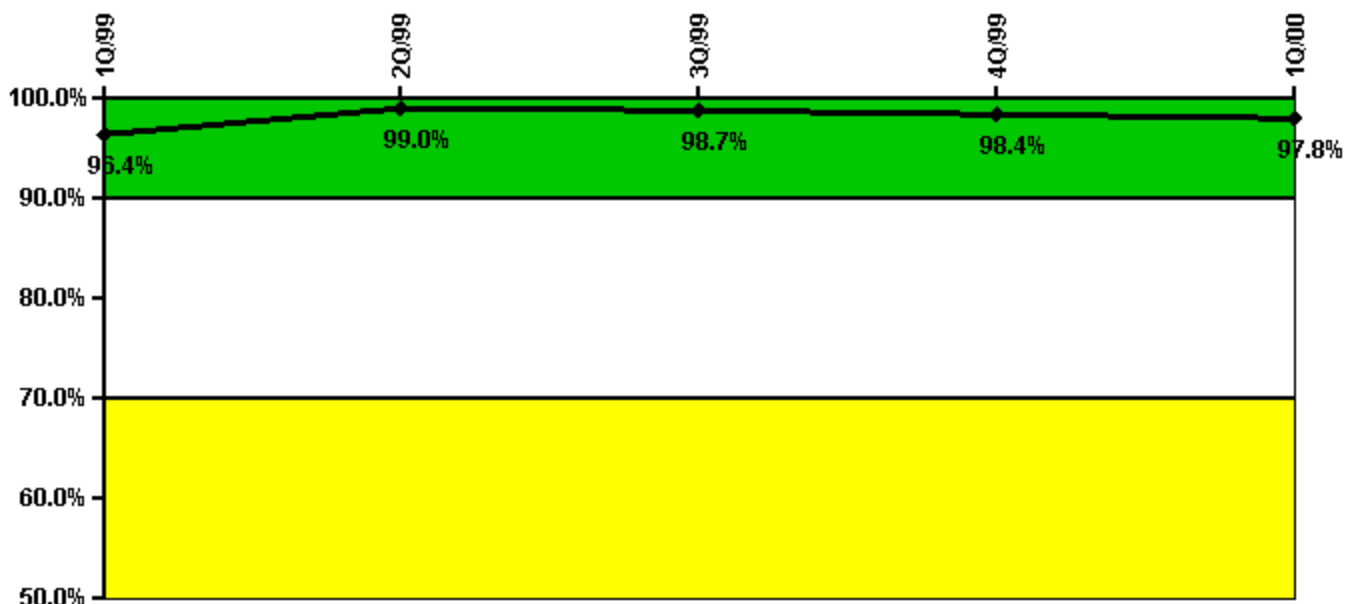
Thresholds: White > 50.0 Yellow > 100.0

Notes

Reactor Coolant System Leakage	4/99	5/99	6/99	7/99	8/99	9/99	10/99	11/99	12/99	1/00	2/00	3/00
Maximum leakage	0.220	0.180	0.220	0.310	0.080	0.090	0.160	0.120	0.220	0.350	0.140	0.340
Technical specification limit	10.0	10.0	10.0	10.0	10.0	10.0	10.0	10.0	10.0	10.0	10.0	10.0
Indicator value	2.2	1.8	2.2	3.1	0.8	0.9	1.6	1.2	2.2	3.5	1.4	3.4

Licensee Comments: none

Drill/Exercise Performance



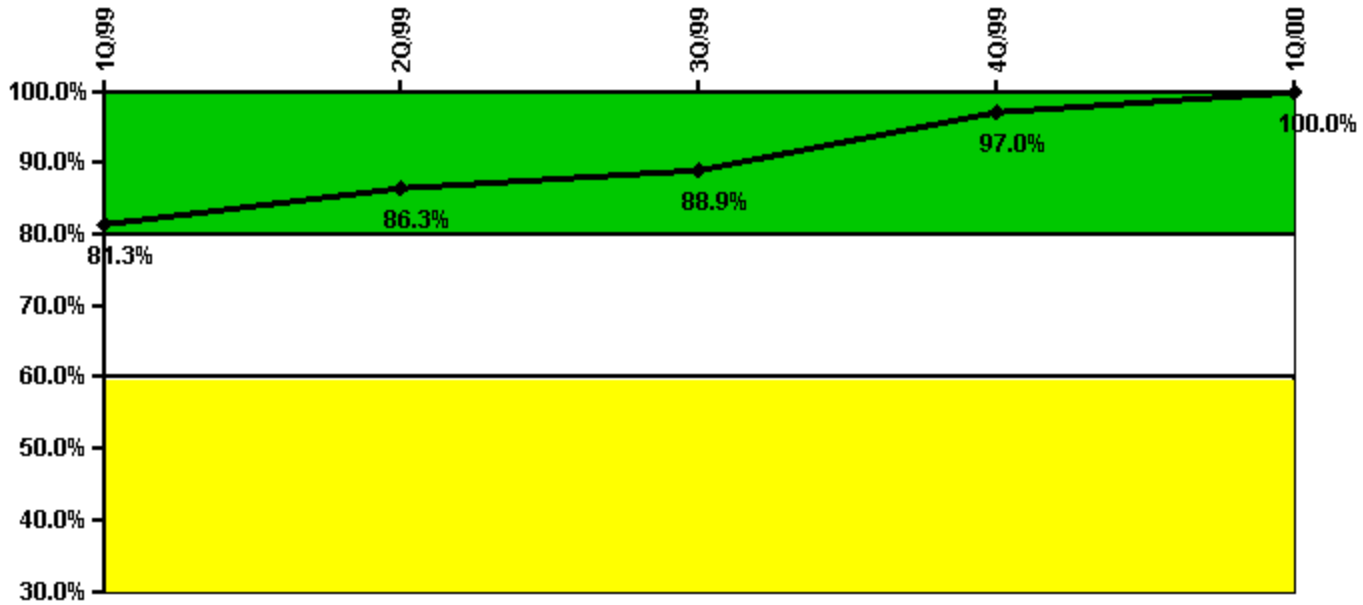
Thresholds: White < 90.0% Yellow < 70.0%

Notes

Drill/Exercise Performance	1Q/99	2Q/99	3Q/99	4Q/99	1Q/00
Successful opportunities	72.0	100.0	141.0	104.0	58.0
Total opportunities	75.0	100.0	144.0	106.0	63.0
Indicator value	96.4%	99.0%	98.7%	98.4%	97.8%

Licensee Comments: none

ERO Drill Participation



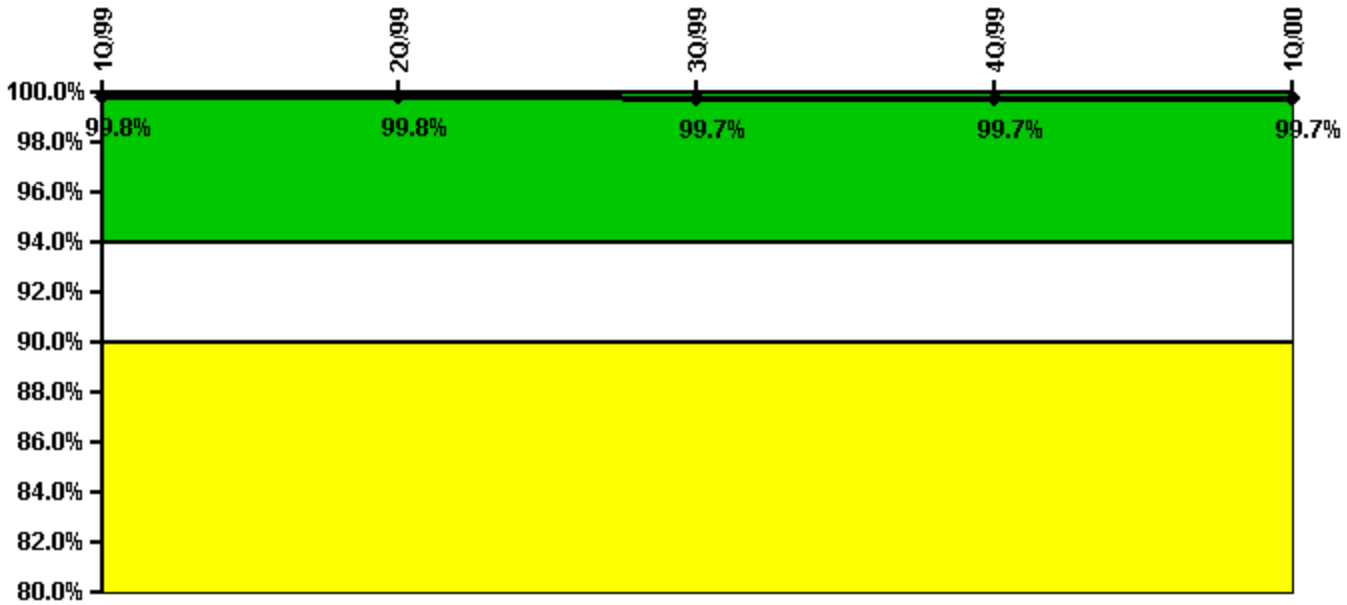
Thresholds: White < 80.0% Yellow < 60.0%

Notes

ERO Drill Participation	1Q/99	2Q/99	3Q/99	4Q/99	1Q/00
Participating Key personnel	87.0	88.0	72.0	64.0	70.0
Total Key personnel	107.0	102.0	81.0	66.0	70.0
Indicator value	81.3%	86.3%	88.9%	97.0%	100.0%

Licensee Comments: none

Alert & Notification System



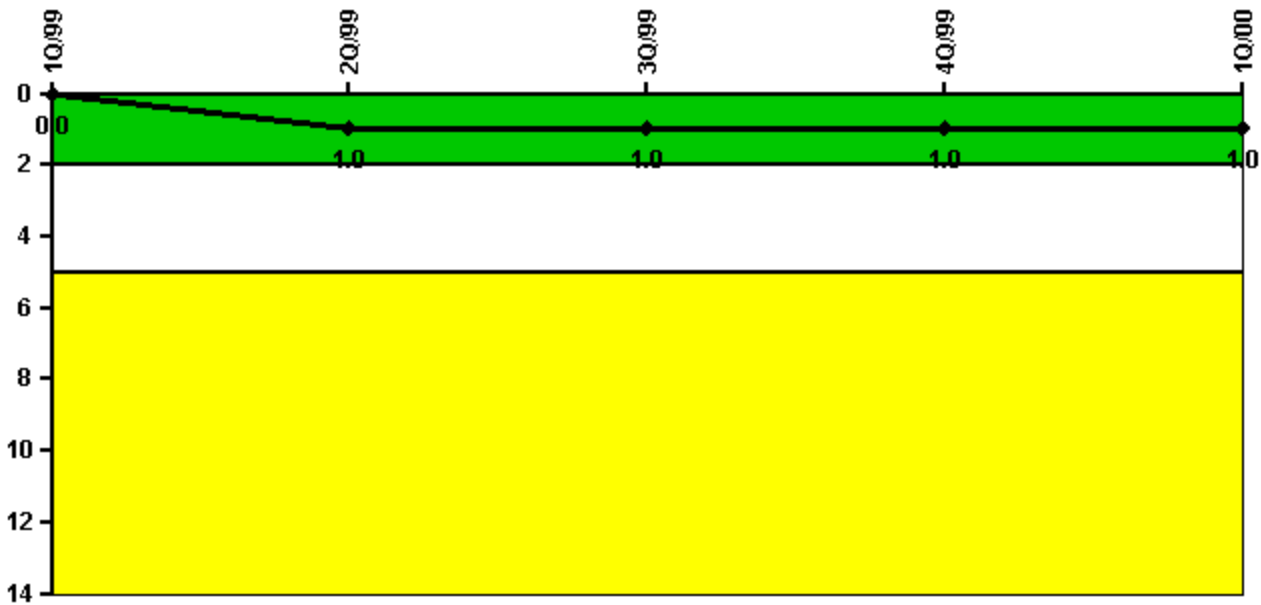
Thresholds: White < 94.0% Yellow < 90.0%

Notes

Alert & Notification System	1Q/99	2Q/99	3Q/99	4Q/99	1Q/00
Successful siren-tests	281	282	468	328	328
Total sirens-tests	282	282	470	329	329
Indicator value	99.8%	99.8%	99.7%	99.7%	99.7%

Licensee Comments: none

Occupational Exposure Control Effectiveness



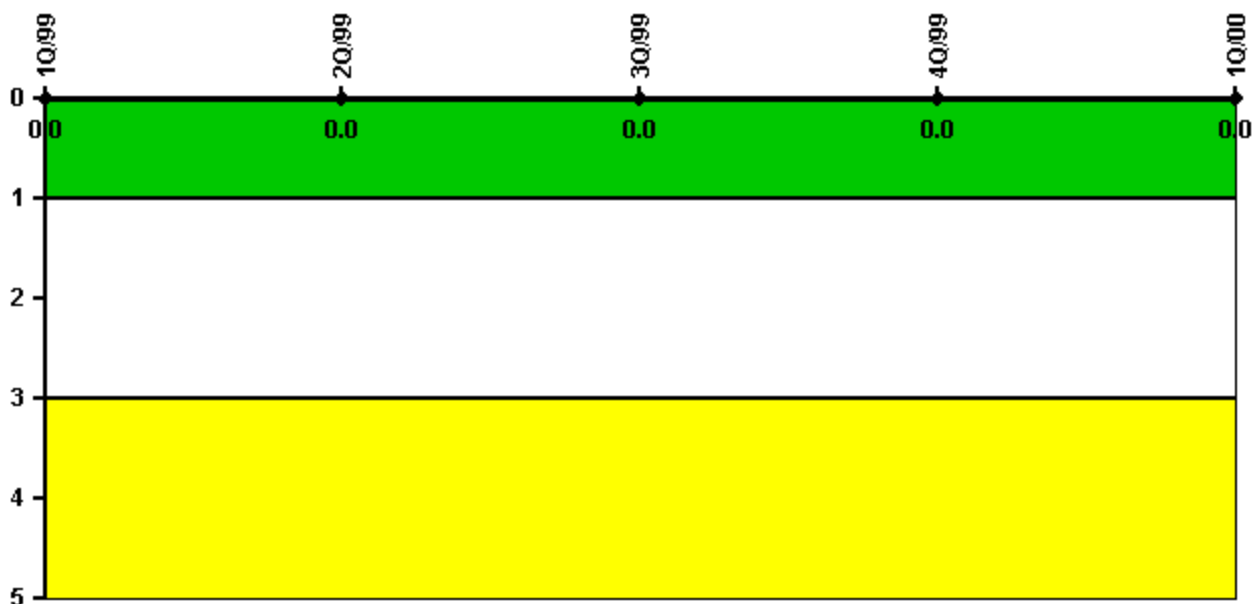
Thresholds: White > 2.0 Yellow > 5.0

Notes

Occupational Exposure Control Effectiveness	1Q/99	2Q/99	3Q/99	4Q/99	1Q/00
High radiation area occurrences	0	1	0	0	0
Very high radiation area occurrences	0	0	0	0	0
Unintended exposure occurrences	0	0	0	0	0
Indicator value	0	1	1	1	1

Licensee Comments: none

RETS/ODCM Radiological Effluent



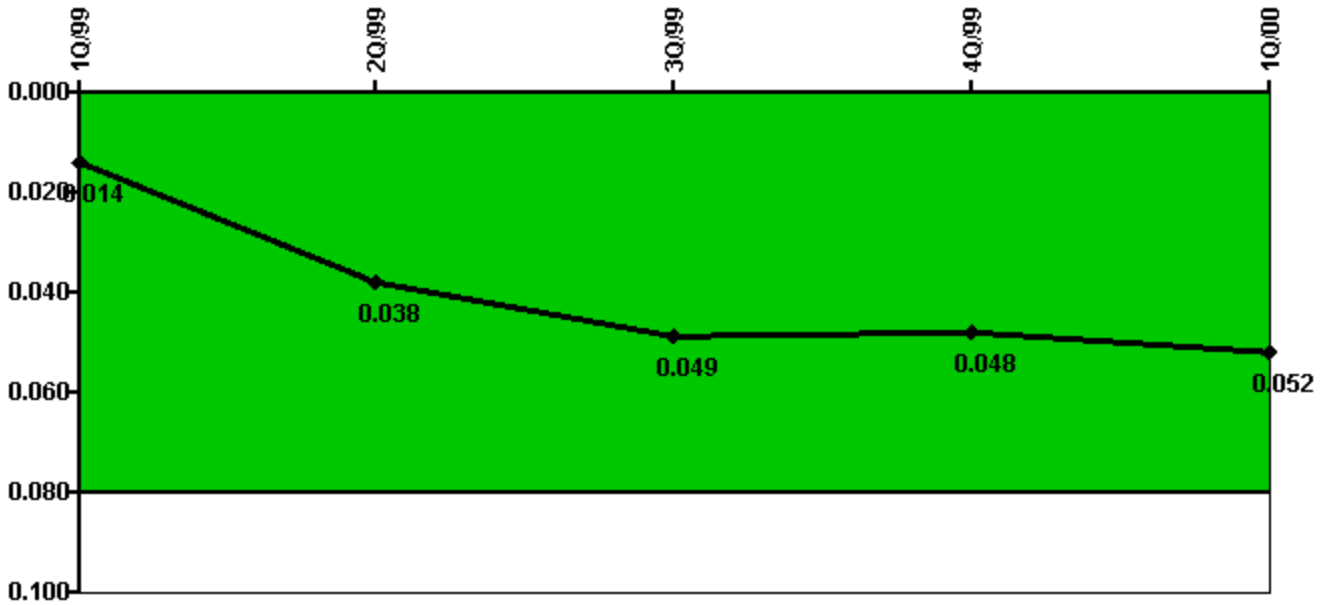
Thresholds: White > 1.0 Yellow > 3.0

Notes

RETS/ODCM Radiological Effluent	1Q/99	2Q/99	3Q/99	4Q/99	1Q/00
RETS/ODCM occurrences	0	0	0	0	0
Indicator value	0	0	0	0	0

Licensee Comments: none

Protected Area Security Performance Index



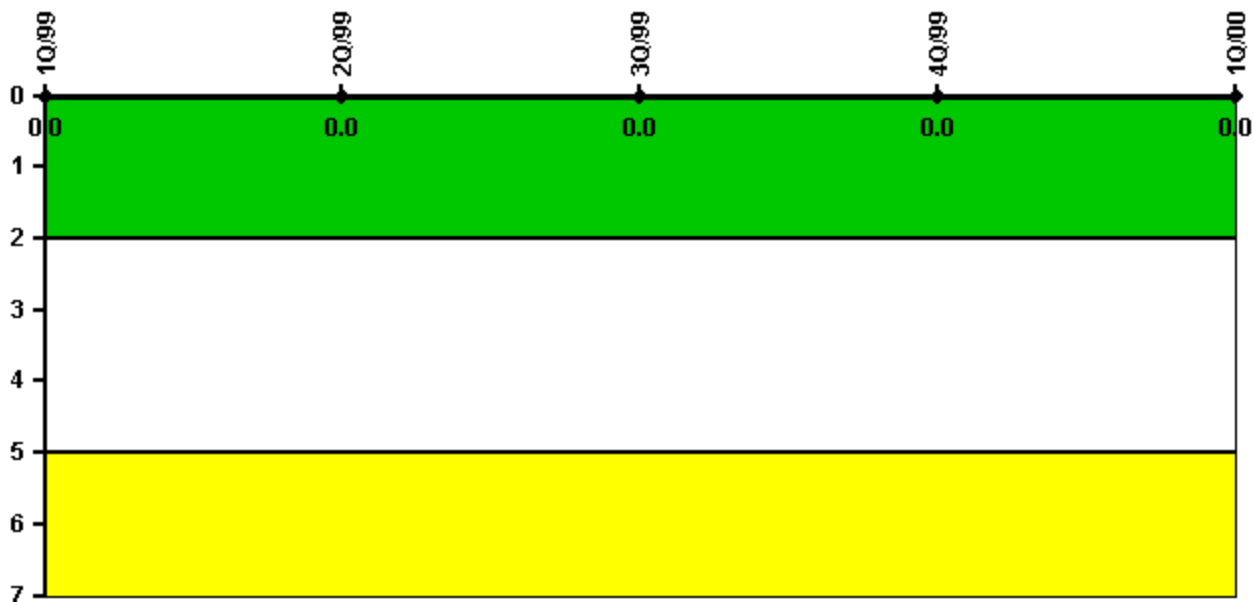
Thresholds: White > 0.080

Notes

Protected Area Security Performance Index	1Q/99	2Q/99	3Q/99	4Q/99	1Q/00
IDS compensatory hours	32.80	1066.80	465.90	90.40	169.50
CCTV compensatory hours	0	0	0	0	0
IDS normalization factor	1.95	1.95	1.95	1.95	1.95
CCTV normalization factor	2.2	2.2	2.2	2.2	2.2
Index Value	0.014	0.038	0.049	0.048	0.052

Licensee Comments: none

Personnel Screening Program




Thresholds: White > 2.0 Yellow > 5.0

Notes

Personnel Screening Program	1Q/99	2Q/99	3Q/99	4Q/99	1Q/00
Program failures	0	0	0	0	0
Indicator value	0	0	0	0	0

Licensee Comments: none

FFD/Personnel Reliability



Thresholds: White > 2.0 Yellow > 5.0

Notes

FFD/Personnel Reliability	1Q/99	2Q/99	3Q/99	4Q/99	1Q/00
Program Failures	0	0	0	0	0
Indicator value	0	0	0	0	0

Licensee Comments: none

▲ [PI Summary](#) | [Inspection Findings Summary](#) | [Reactor Oversight Process](#)

Last Modified: April 1, 2002