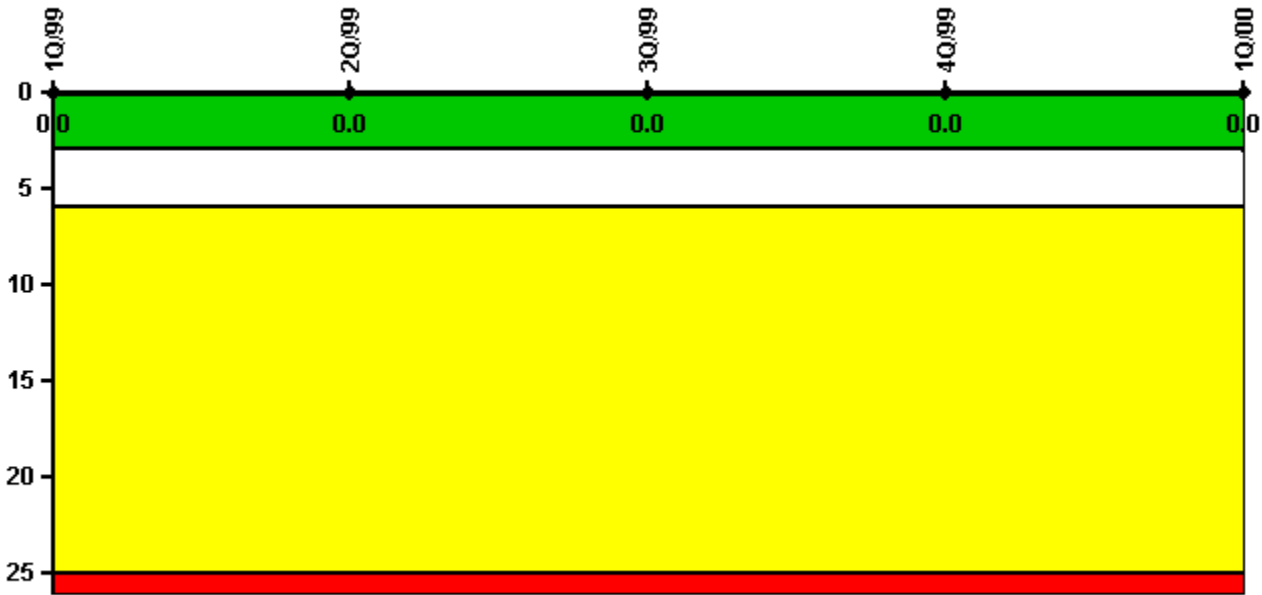


Three Mile Island 1

1Q/2000 Performance Indicators

Licensee's General Comments: none

Unplanned Scrams per 7000 Critical Hrs



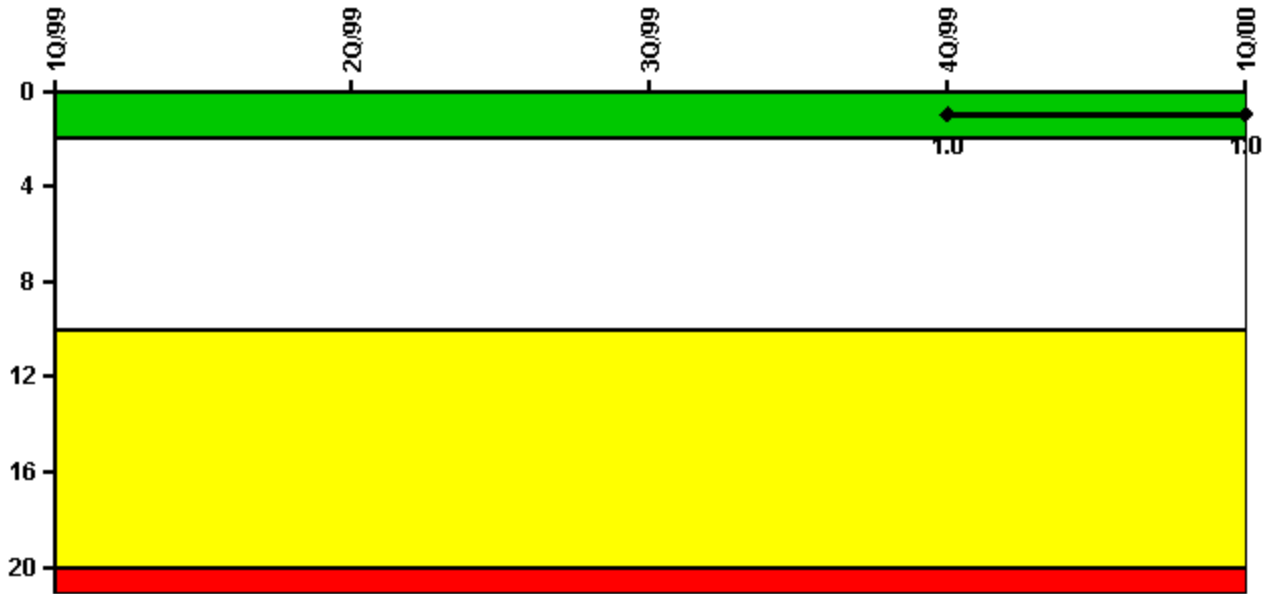
Thresholds: White > 3.0 Yellow > 6.0 Red > 25.0

Notes

Unplanned Scrams per 7000 Critical Hrs	1Q/99	2Q/99	3Q/99	4Q/99	1Q/00
Unplanned scrams	0	0	0	0	0
Critical hours	2160.0	2183.0	1729.0	1785.0	2184.0
Indicator value	0	0	0	0	0

Licensee Comments: none

Scrams with Loss of Normal Heat Removal



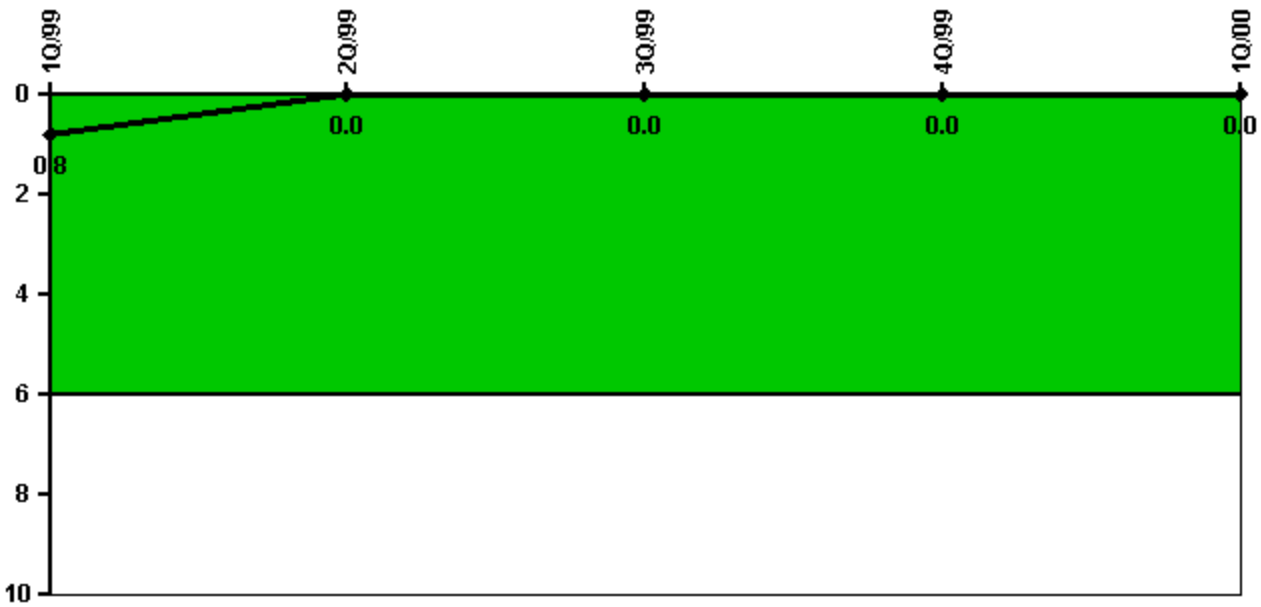
Thresholds: White > 2.0 Yellow > 10.0 Red > 20.0

Notes

Scrams with Loss of Normal Heat Removal	1Q/99	2Q/99	3Q/99	4Q/99	1Q/00
Scrams	0	0	0	0	0
Indicator value				1.0	1.0

Licensee Comments: none

Unplanned Power Changes per 7000 Critical Hrs



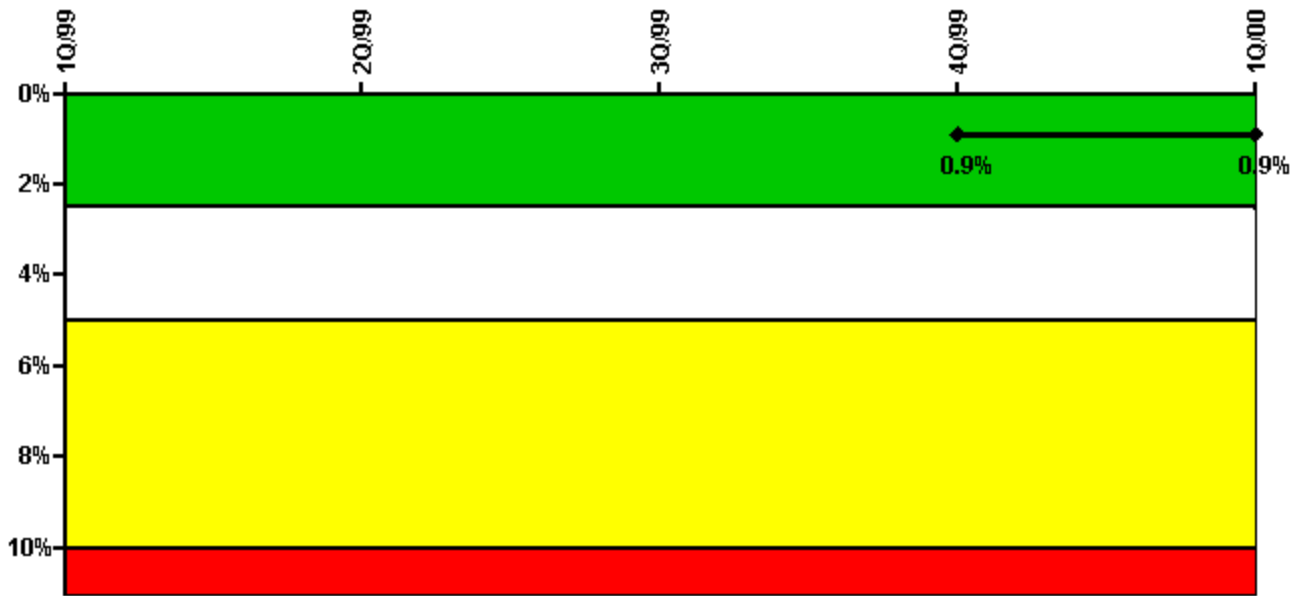
Thresholds: White > 6.0

Notes

Unplanned Power Changes per 7000 Critical Hrs	1Q/99	2Q/99	3Q/99	4Q/99	1Q/00
Unplanned power changes	0	0	0	0	0
Critical hours	2160.0	2183.0	1729.0	1785.0	2184.0
Indicator value	0.8	0	0	0	0

Licensee Comments: none

Safety System Unavailability, Emergency AC Power



Thresholds: **White** > 2.5% **Yellow** > 5.0% **Red** > 10.0%

Notes

Safety System Unavailability, Emergency AC Power	1Q/99	2Q/99	3Q/99	4Q/99	1Q/00
Train 1					
Planned unavailable hours	11.18	10.04	5.10	12.66	8.82
Unplanned unavailable hours	0	0.55	0	0	0
Fault exposure hours	0	0	0	0	0
Effective Reset hours	0	0	0	0	0
Required hours	2160.00	2183.00	2208.00	2208.00	2184.00
Train 2					
Planned unavailable hours	13.02	6.36	10.07	11.34	8.20
Unplanned unavailable hours	0	0	4.55	0	8.60
Fault exposure hours	0	0	0	0	0
Effective Reset hours	0	0	0	0	0
Required hours	2160.00	2183.00	2208.00	2208.00	2184.00
Indicator value				0.9%	0.9%

Licensee Comments:

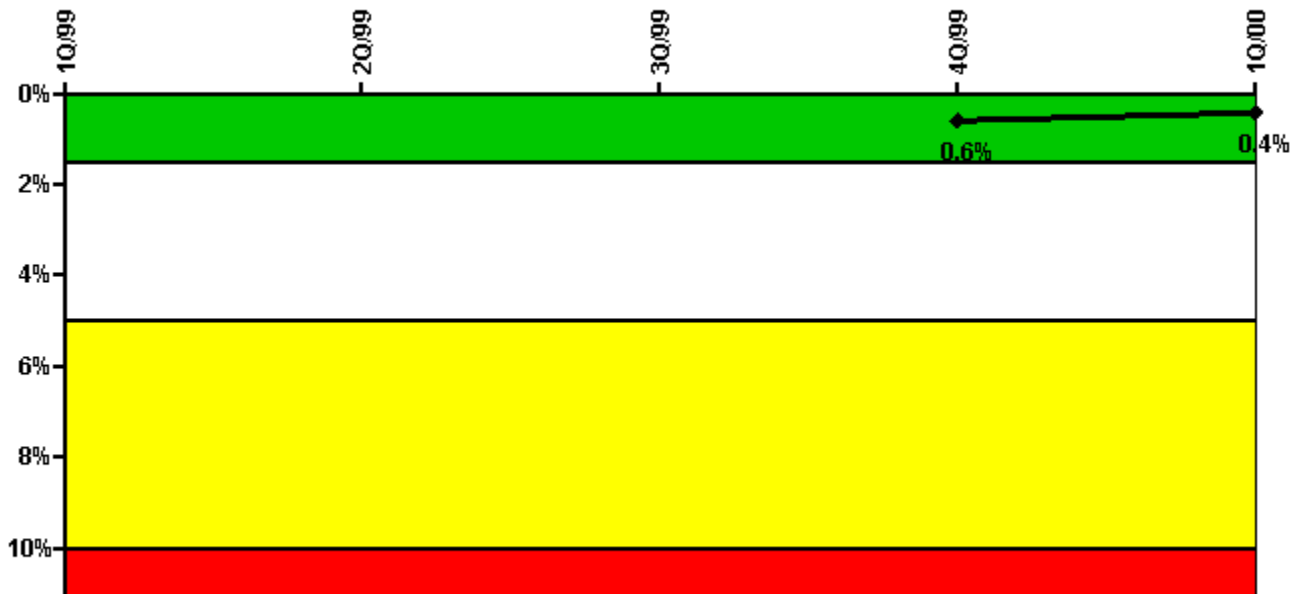
2Q/99: Pursuant to NEI 99-02, Revision 0, unavailability data has been revised for this quarter to reflect deletion of hours associated with planned on-line maintenance overhauls of the EDGs allowed by the Unit's Technical Specifications. The PI color remains GREEN.

1Q/99: Train 1 unavailability data has been revised pursuant to NEI 99-02, Revision 0, for this quarter to reflect deletion of hours associated with planned on-line maintenance overhaul of the EDG allowed by the Unit's Technical Specifications. The PI color remains GREEN.

2Q/98: Pursuant to NEI 99-02, Revision 0, unavailability data has been revised for this quarter to reflect deletion of hours associated with planned on-line maintenance overhauls of the EDGs allowed by the Unit's Technical Specifications. The PI color remains GREEN.

1Q/98: Train 2 unavailability data has been revised pursuant to NEI 99-02, Revision 0, in this quarter to reflect deletion of hours associated with planned on-line maintenance overhaul of the EDG allowed by the Unit's Technical Specifications. The PI color remains GREEN.

Safety System Unavailability, High Pressure Injection System (HPSI)



Thresholds: White > 1.5% Yellow > 5.0% Red > 10.0%

Notes

Safety System Unavailability, High Pressure Injection System (HPSI)	1Q/99	2Q/99	3Q/99	4Q/99	1Q/00
Train 1					
Planned unavailable hours	9.89	38.00	0.28	0.77	0
Unplanned unavailable hours	0	0	0	0	0
Fault exposure hours	0	0	0	0	0
Effective Reset hours	0	0	0	0	0
Required hours	2160.00	2183.00	1729.20	1785.40	2184.00
Train 2					
Planned unavailable hours	2.43	0	35.43	0.40	0.40
Unplanned unavailable hours	0	0	0	0	0
Fault exposure hours	0	0	0	0	0
Effective Reset hours	0	0	0	0	0
Required hours	2160.00	2183.00	1729.20	1785.40	2184.00
Indicator value				0.6%	0.4%

Licensee Comments:

2Q/98: The number of Unplanned Unavailable Hours for HPI Train 1 is revised from 1.45 hrs to 5.95 hrs to reflect a corrected LCO start time following its re-evaluation and to improve accuracy of reporting. The PI color remains GREEN.

Safety System Unavailability, Heat Removal System (AFW)



Thresholds: White > 2.0% Yellow > 6.0% Red > 12.0%

Notes

Safety System Unavailability, Heat Removal System (AFW)	1Q/99	2Q/99	3Q/99	4Q/99	1Q/00
Train 1					
Planned unavailable hours	3.78	15.40	3.40	4.20	4.37
Unplanned unavailable hours	0	0	0	0	0
Fault exposure hours	0	0	0	0	0
Effective Reset hours	0	0	0	0	0
Required hours	2160.00	2183.00	1729.20	1785.40	2184.00
Train 2					
Planned unavailable hours	1.55	4.79	5.31	1.45	1.95
Unplanned unavailable hours	0	0	0	0	0
Fault exposure hours	0	0	0	0	0
Effective Reset hours	0	0	0	0	0
Required hours	2160.00	2183.00	1729.20	1785.40	2184.00
Train 3					
Planned unavailable hours	0.67	25.40	5.90	1.07	1.44
Unplanned unavailable hours	0	22.52	0	0	0
Fault exposure hours	0	524.55	0	0	0
Effective Reset hours	0	0	0	0	0
Required hours	2160.00	2183.00	1729.20	1785.40	2184.00
Indicator value				1.0%	1.0%

Licensee Comments:

1Q/00: Train 1 of EFW was Out-of-Service (OOS) during the 1st quarter for surveillance testing but the unavailability hours was inadvertently omitted from the report. The PI color remains Green.

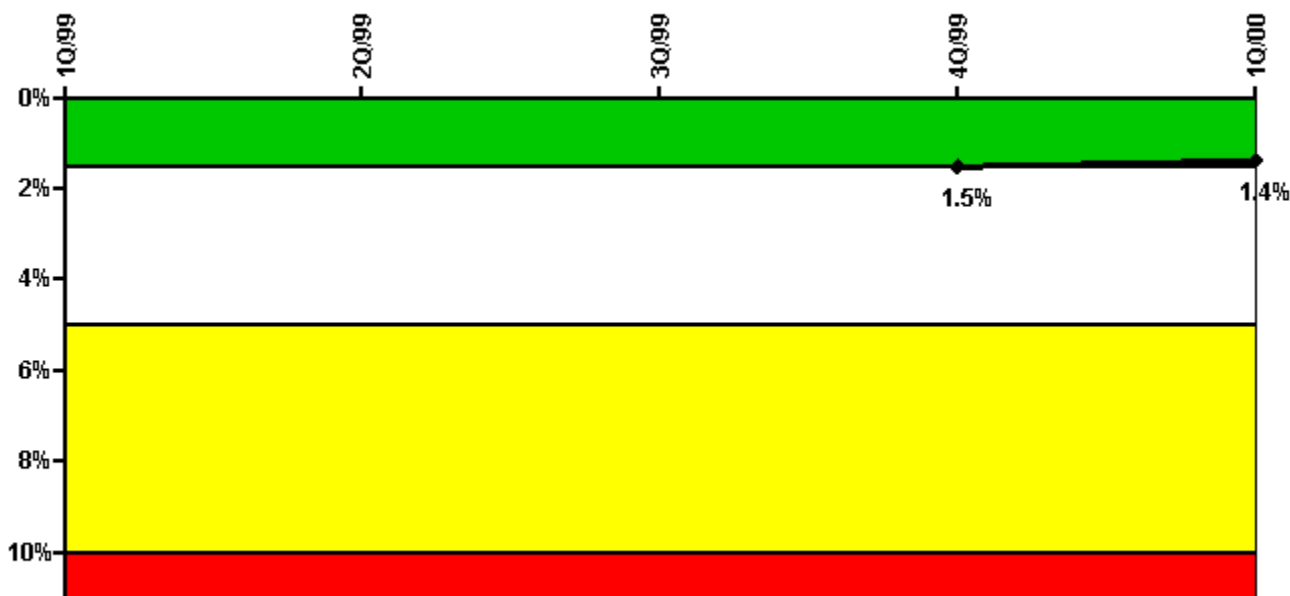
1Q/00: Train 1 of EFW was Out-of-Service (OOS) during the 1st quarter for surveillance testing but the unavailability hours was inadvertently

ommitted from the report. The PI color remains Green.

2Q/99: 1/21/2001 - Fault Exposure hrs for Train 3 have been returned to 0 from its original value of 524.55 hrs., pursuant to the three acceptance criteria of the NEI 99-02 guidance document. I.e., fault exposure hours being removed must be greater than 336 hrs., and all corrective actions associated with the event {LER 99-004} have been closed and NRC Inspection Report No. 99-03-01 documenting closure did not result in any new open items requiring follow-up activity. 1/7/02 Restored 524.55 fault exposure hours in accordance with RIS 2001-23.

2Q/99: 1/21/2001 - Fault Exposure hrs for Train 3 have been returned to 0 from its original value of 524.55 hrs., pursuant to the three acceptance criteria of the NEI 99-02 guidance document. I.e., fault exposure hours being removed must be greater than 336 hrs., and all corrective actions associated with the event {LER 99-004} have been closed and NRC Inspection Report No. 99-03-01 documenting closure did not result in any new open items requiring follow-up activity.

Safety System Unavailability, Residual Heat Removal System



Thresholds: White > 1.5% Yellow > 5.0% Red > 10.0%

Notes

Safety System Unavailability, Residual Heat Removal System	1Q/99	2Q/99	3Q/99	4Q/99	1Q/00
Train 1					
Planned unavailable hours	8.80	81.15	13.19	16.48	7.17
Unplanned unavailable hours	15.32	0	0	0	0
Fault exposure hours	2.00	0	0	0	0
Effective Reset hours	0	0	0	0	0
Required hours	2160.00	2183.00	2208.00	2208.00	2184.00
Train 2					
Planned unavailable hours	15.40	12.71	66.28	14.99	5.86
Unplanned unavailable hours	0	0	0	0	0
Fault exposure hours	0	0	0	0	0
Effective Reset hours	0	0	0	0	0
Required hours	2160.00	2183.00	2208.00	2208.00	2184.00

Indicator value				1.5%	1.4%
-----------------	--	--	--	------	------

Licensee Comments:

1Q/00: 7/21/2000: Trains A and B of LPI were Out-of-Service (OOS) during the 1st Qtr. 2000 for backwashing of DC-C-2A and 2B heat exchangers in each system respectively creating additional unavailability hours of 0.67 for Train A and 0.78 for Train B which were inadvertently omitted from the quarterly report. The PI is unchanged and the color remains GREEN. 10/20/2000: A typographical correction was made to the number of Train B planned unavailable hours changing from 5.88 to 5.86 during the 3rd Qtr. update of data. The PI color is unchanged and remains GREEN.

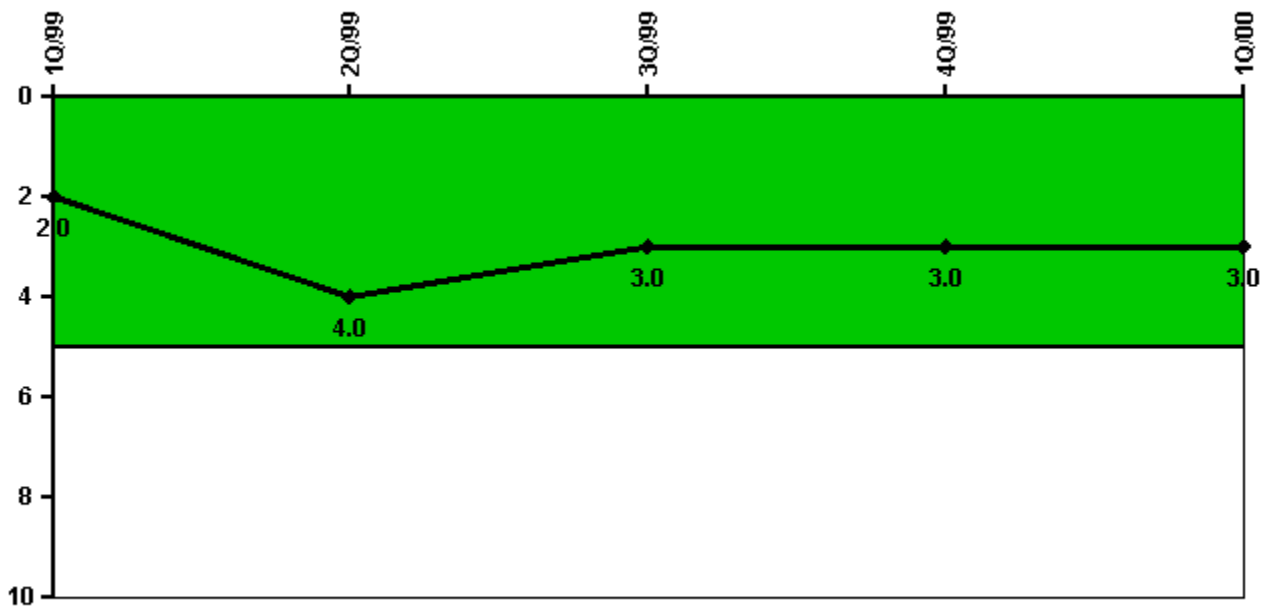
1Q/00: Trains A and B of LPI were Out-of-Service (OOS) during the 1st quarter for backwashing of DC-C-2A and 2B heat exchangers in each system respectively creating additional unavailability hours of 0.67 for Train A and 0.78 for Train B were omitted from the quarterly report, due to INPO/WANO reporting interpretation differences. The PI color remains Green.

3Q/99: Pursuant to NEI 99-02, Revision 0, the Train 1 unavailability data has been revised to reflect credit for an alternate NRC-approved means of removing decay heat via the Unit's Technical Specification allowance for use of the Fuel Transfer Canal during shutdown, when the reactor was defueled. The PI color remains GREEN.

1Q/99: The number of planned unavailable and fault exposure hours for Train 1 was revised to reflect application of the T/2 principle to an event for the system being declared Out-of-Service. The PI remains GREEN.

1Q/98: The number of planned and unplanned unavailable hours for Train 1 during the quarter was revised to reflect more appropriate allocation of hours previously misclassified, with a net result of an increase of 1.72 hours in unplanned unavailability. The PI remains GREEN.

Safety System Functional Failures (PWR)



Thresholds: White > 5.0

Notes

Safety System Functional Failures (PWR)	1Q/99	2Q/99	3Q/99	4Q/99	1Q/00
Safety System Functional Failures	0	2	1	0	0

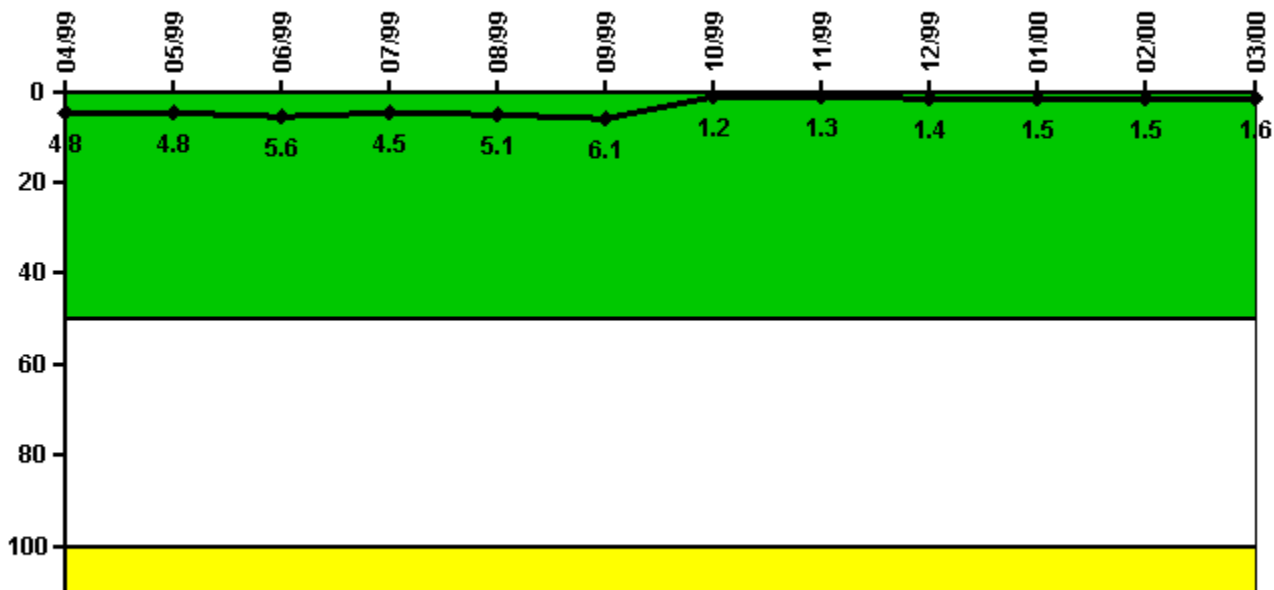
Indicator value	2	4	3	3	3
-----------------	---	---	---	---	---

Licensee Comments:

3Q/99: Event: LER 99-010

2Q/99: Events: LER 99-03, and LER 99-05

Reactor Coolant System Activity



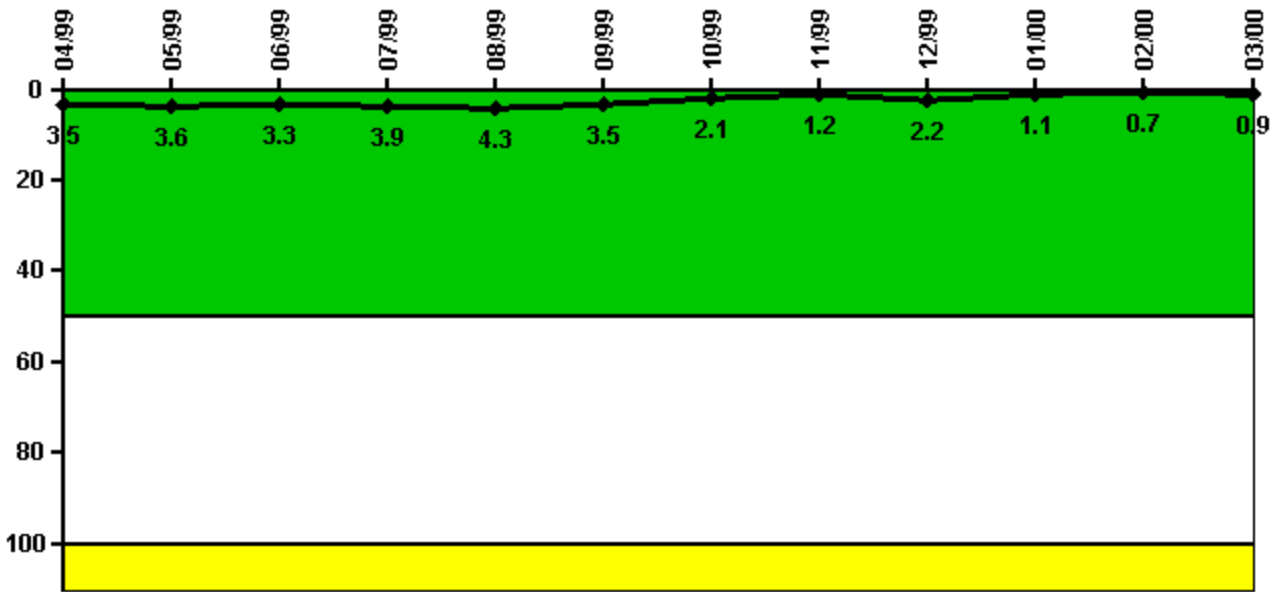
Thresholds: White > 50.0 Yellow > 100.0

Notes

Reactor Coolant System Activity	4/99	5/99	6/99	7/99	8/99	9/99	10/99	11/99	12/99	1/00	2/00	3/00
Maximum activity	0.016700	0.016900	0.019500	0.015800	0.017800	0.021500	0.004240	0.004660	0.004970	0.005140	0.005090	0.005470
Technical specification limit	0.4	0.4	0.4	0.4	0.4	0.4	0.4	0.4	0.4	0.4	0.4	0.4
Indicator value	4.8	4.8	5.6	4.5	5.1	6.1	1.2	1.3	1.4	1.5	1.5	1.6

Licensee Comments: none

Reactor Coolant System Leakage



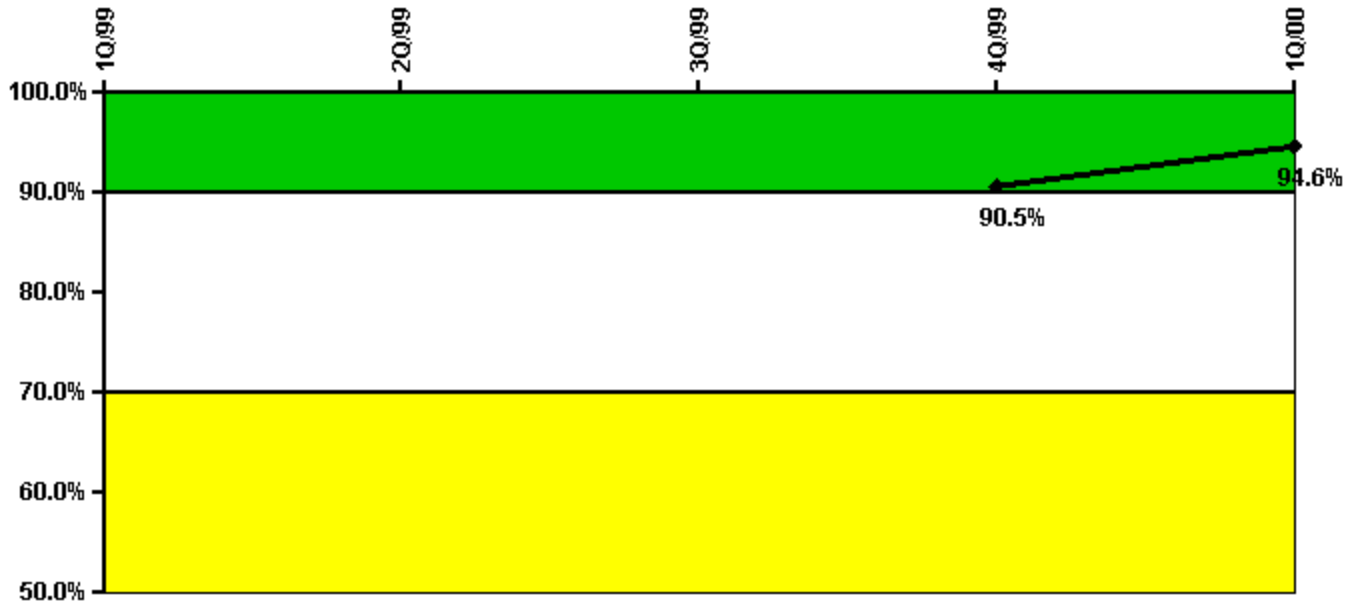
Thresholds: White > 50.0 Yellow > 100.0

Notes

Reactor Coolant System Leakage	4/99	5/99	6/99	7/99	8/99	9/99	10/99	11/99	12/99	1/00	2/00	3/00
Maximum leakage	0.351	0.363	0.331	0.391	0.430	0.352	0.209	0.118	0.218	0.105	0.069	0.087
Technical specification limit	10.0	10.0	10.0	10.0	10.0	10.0	10.0	10.0	10.0	10.0	10.0	10.0
Indicator value	3.5	3.6	3.3	3.9	4.3	3.5	2.1	1.2	2.2	1.1	0.7	0.9

Licensee Comments: none

Drill/Exercise Performance



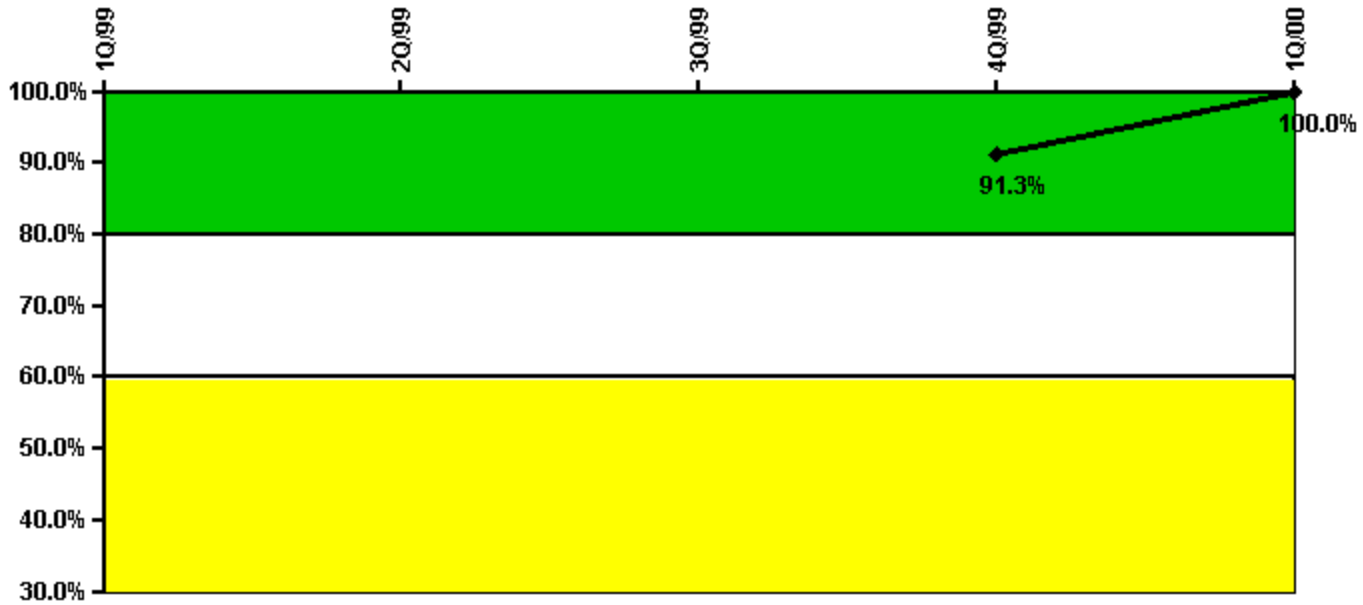
Thresholds: White < 90.0% Yellow < 70.0%

Notes

Drill/Exercise Performance	1Q/99	2Q/99	3Q/99	4Q/99	1Q/00
Successful opportunities	0	16.0	0	11.0	32.0
Total opportunities	0	18.0	0	12.0	32.0
Indicator value				90.5%	94.6%

Licensee Comments: none

ERO Drill Participation



Thresholds: White < 80.0% Yellow < 60.0%

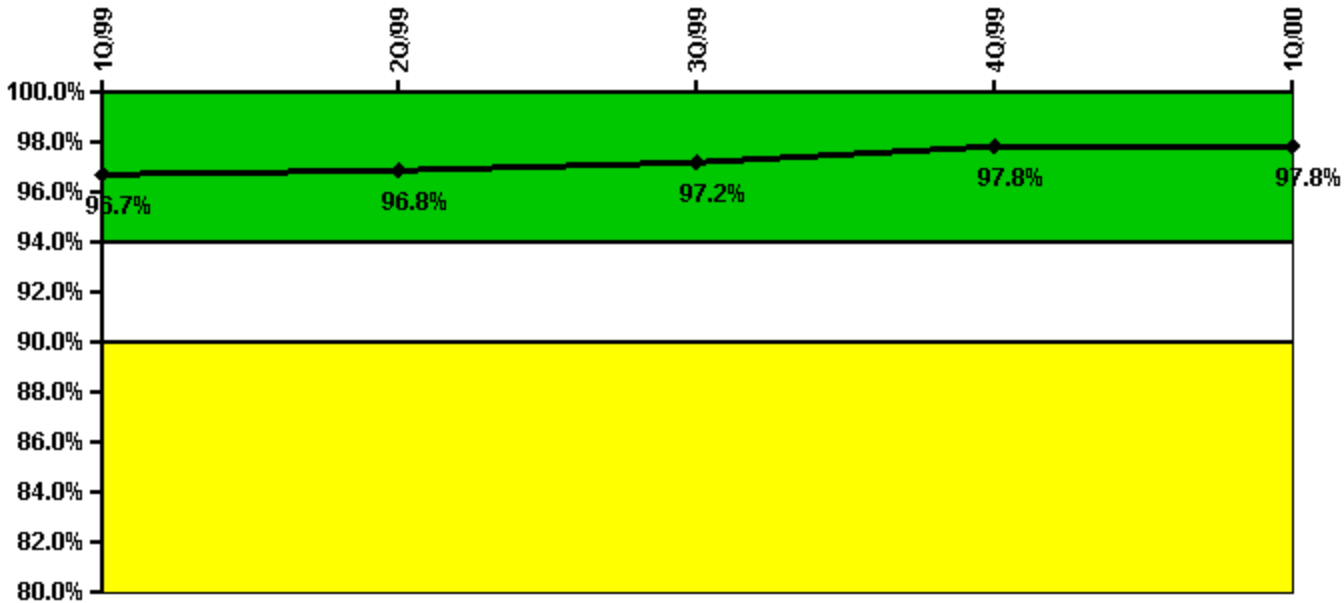
Notes

ERO Drill Participation	1Q/99	2Q/99	3Q/99	4Q/99	1Q/00
Participating Key personnel				42.0	48.0
Total Key personnel				46.0	48.0
Indicator value				91.3%	100.0%

Licensee Comments:

4Q/99: PI Data Element corrected by the value of one (1) both numerator and denominator. Value of the PI does not change; and, the color remains GREEN.

Alert & Notification System



Thresholds: White < 94.0% Yellow < 90.0%

Notes

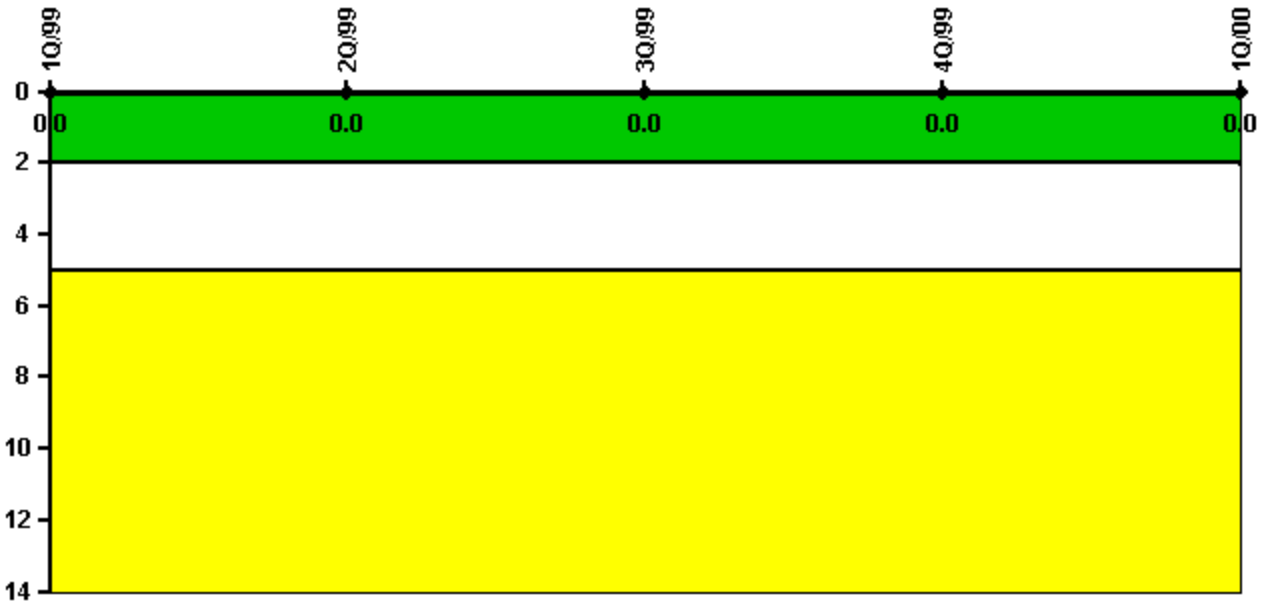
Alert & Notification System	1Q/99	2Q/99	3Q/99	4Q/99	1Q/00
Successful siren-tests	585	585	550	549	628
Total sirens-tests	587	591	588	553	632
Indicator value	96.7%	96.8%	97.2%	97.8%	97.8%

Licensee Comments:

4Q/99: Based on the discovery 9/30/1999 that Siren Y-19 failed its growl test due to power supply, two tests in this quarter were inaccurately counted in the number of successful tests reported. The number of successful ANS siren tests during the quarter is being reduced by two (2) from 551 previously reported to 549; no change in PI results, and the color remains GREEN. Change report 7/21/2000.

3Q/99: Siren Y-19 successfully passed activation test, but failed growl test due to a power failure on one phase of the three phase power supply, contractor error discovered during QA audit thus reducing the number of successful ANS siren tests during the quarter by one (1) from 551 previously reported to 550; no change in PI results, color remains GREEN. Change Report 7/21/2000.

Occupational Exposure Control Effectiveness



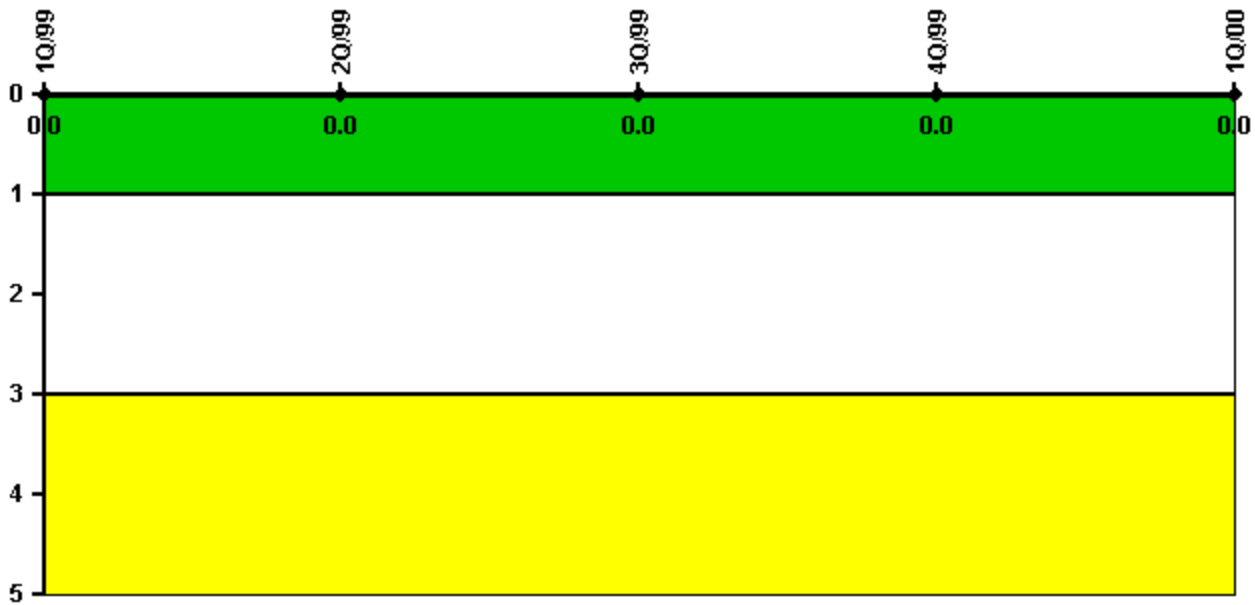
Thresholds: White > 2.0 Yellow > 5.0

Notes

Occupational Exposure Control Effectiveness	1Q/99	2Q/99	3Q/99	4Q/99	1Q/00
High radiation area occurrences	0	0	0	0	0
Very high radiation area occurrences	0	0	0	0	0
Unintended exposure occurrences	0	0	0	0	0
Indicator value	0	0	0	0	0

Licensee Comments: none

RETS/ODCM Radiological Effluent



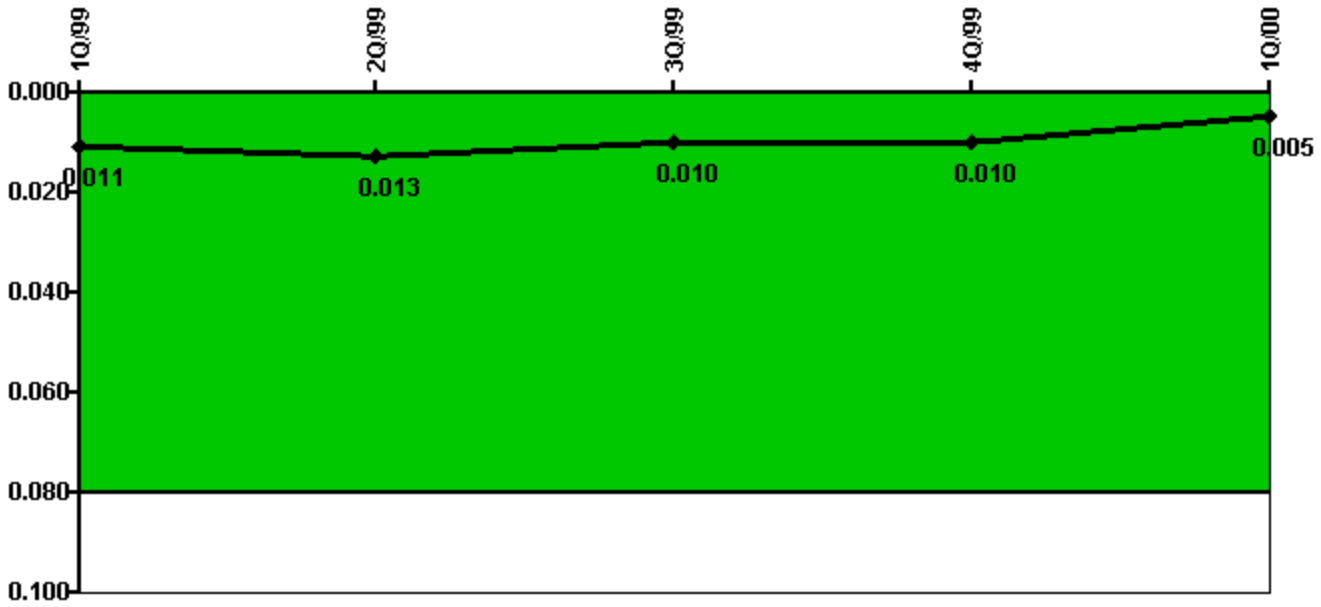
Thresholds: White > 1.0 Yellow > 3.0

Notes

RETS/ODCM Radiological Effluent	1Q/99	2Q/99	3Q/99	4Q/99	1Q/00
RETS/ODCM occurrences	0	0	0	0	0
Indicator value	0	0	0	0	0

Licensee Comments: none

Protected Area Security Performance Index



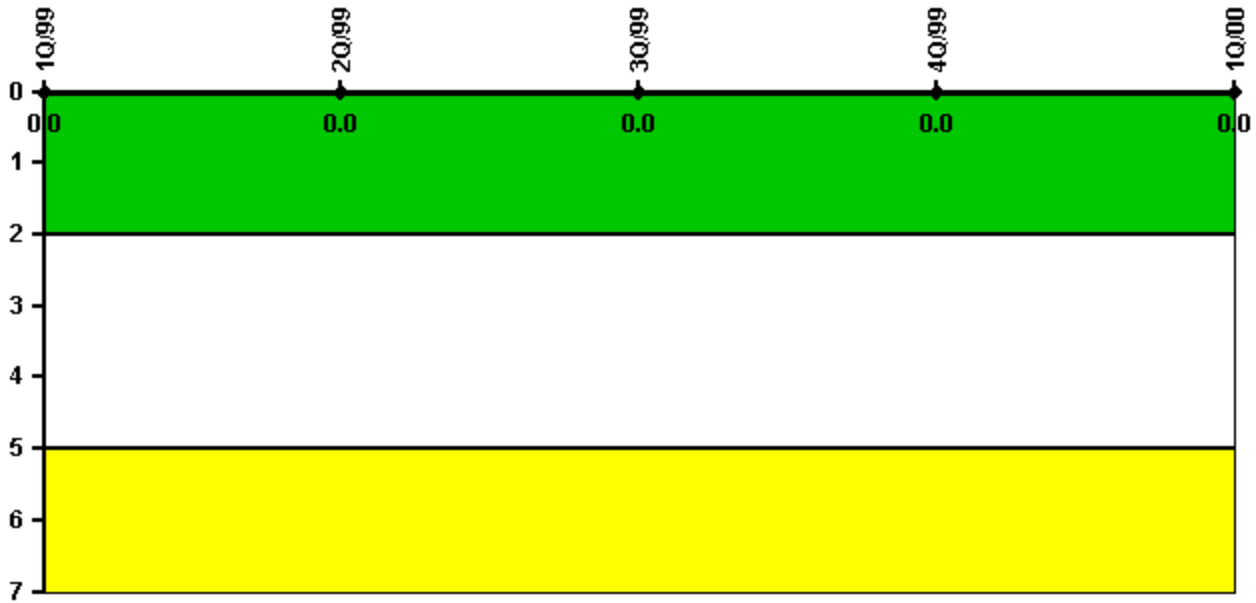
Thresholds: White > 0.080

Notes

Protected Area Security Performance Index	1Q/99	2Q/99	3Q/99	4Q/99	1Q/00
IDS compensatory hours	147.50	12.80	0	0	40.41
CCTV compensatory hours	0	22.6	5.5	13.8	0
IDS normalization factor	1.25	1.25	1.25	1.25	1.25
CCTV normalization factor	1.0	1.0	1.0	1.0	1.0
Index Value	0.011	0.013	0.010	0.010	0.005

Licensee Comments: none

Personnel Screening Program



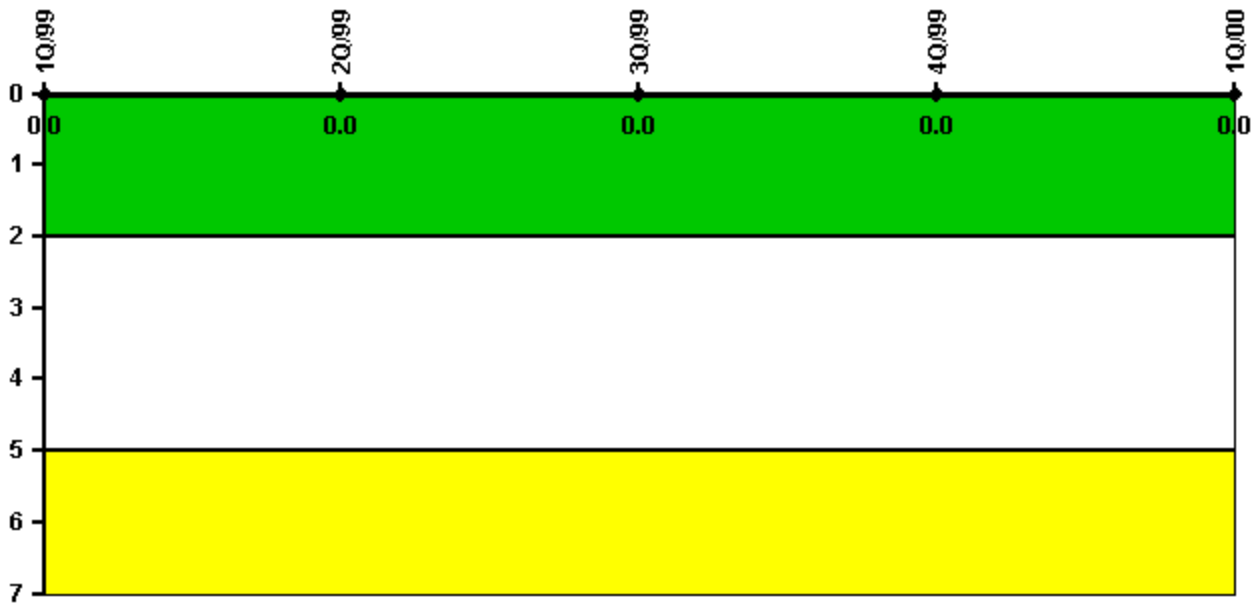
Thresholds: White > 2.0 Yellow > 5.0

Notes

Personnel Screening Program	1Q/99	2Q/99	3Q/99	4Q/99	1Q/00
Program failures	0	0	0	0	0
Indicator value	0	0	0	0	0

Licensee Comments: none

FFD/Personnel Reliability



Thresholds: White > 2.0 Yellow > 5.0

Notes

FFD/Personnel Reliability	1Q/99	2Q/99	3Q/99	4Q/99	1Q/00
Program Failures	0	0	0	0	0
Indicator value	0	0	0	0	0

Licensee Comments: none

▲ [PI Summary](#) | [Inspection Findings Summary](#) | [Reactor Oversight Process](#)

Last Modified: April 1, 2002