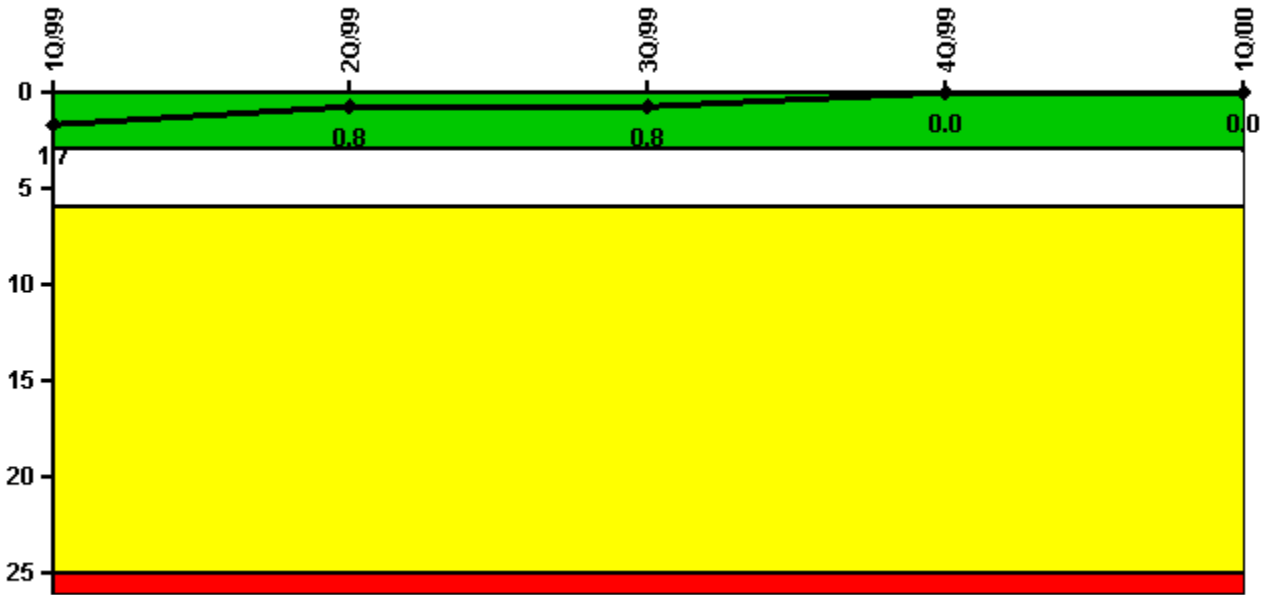


Robinson 2

1Q/2000 Performance Indicators

Licensee's General Comments: none

Unplanned Scrams per 7000 Critical Hrs



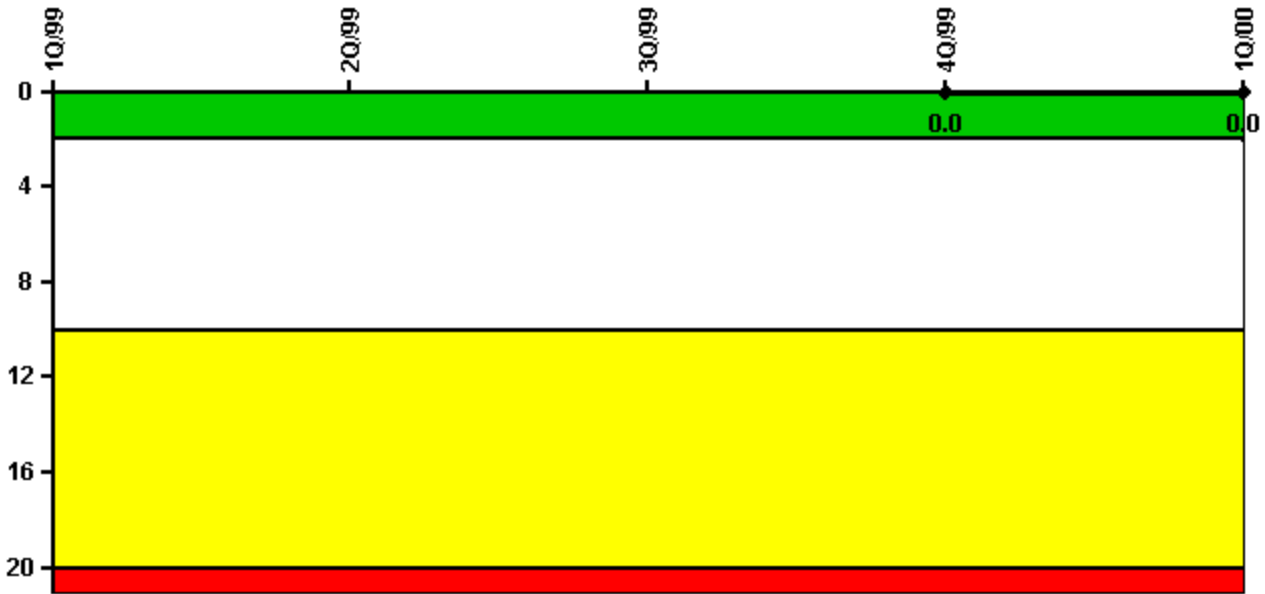
Thresholds: White > 3.0 Yellow > 6.0 Red > 25.0

Notes

Unplanned Scrams per 7000 Critical Hrs	1Q/99	2Q/99	3Q/99	4Q/99	1Q/00
Unplanned scrams	0	0	0	0	0
Critical hours	2130.3	2183.0	2064.0	1662.0	2184.0
Indicator value	1.7	0.8	0.8	0	0

Licensee Comments: none

Scrams with Loss of Normal Heat Removal



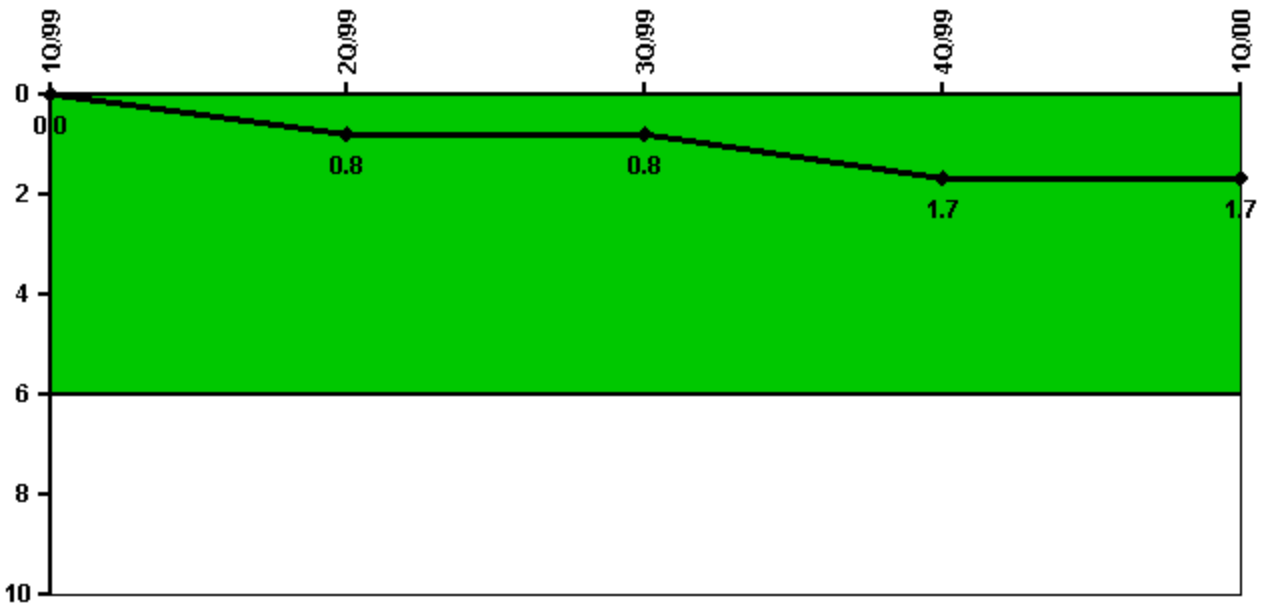
Thresholds: White > 2.0 Yellow > 10.0 Red > 20.0

Notes

Scrams with Loss of Normal Heat Removal	1Q/99	2Q/99	3Q/99	4Q/99	1Q/00
Scrams	0	0	0	0	0
Indicator value				0	0

Licensee Comments: none

Unplanned Power Changes per 7000 Critical Hrs



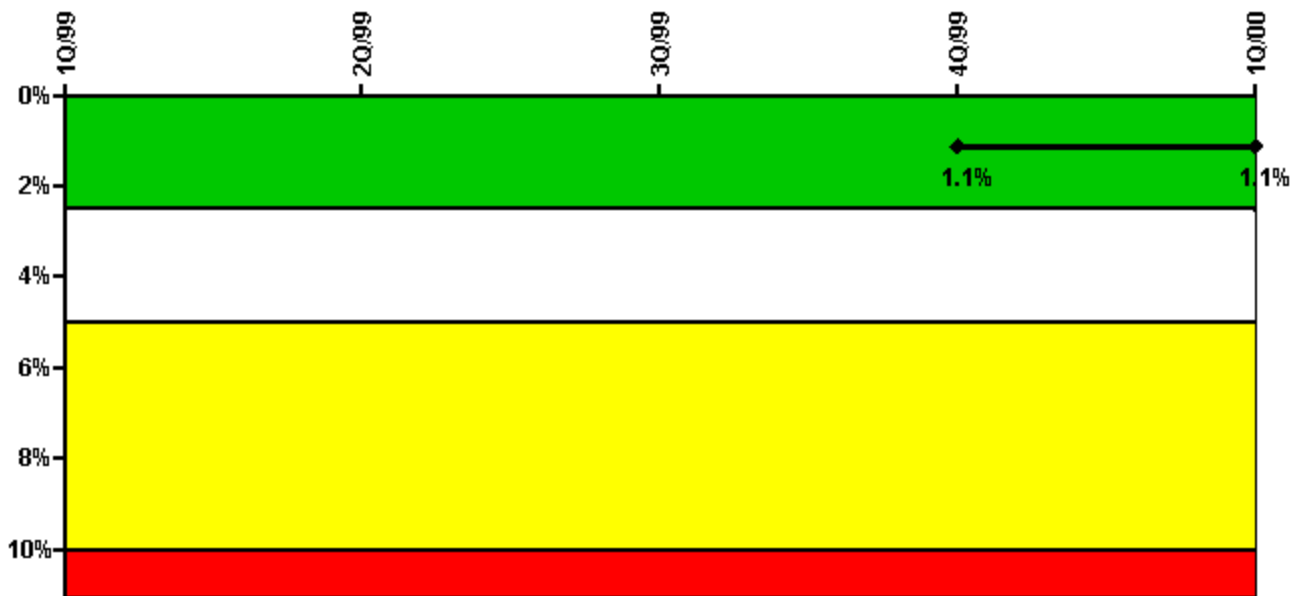
Thresholds: White > 6.0

Notes

Unplanned Power Changes per 7000 Critical Hrs	1Q/99	2Q/99	3Q/99	4Q/99	1Q/00
Unplanned power changes	0	1.0	0	1.0	0
Critical hours	2130.3	2183.0	2064.0	1662.0	2184.0
Indicator value	0	0.8	0.8	1.7	1.7

Licensee Comments: none

Safety System Unavailability, Emergency AC Power



Thresholds: White > 2.5% Yellow > 5.0% Red > 10.0%

Notes

Safety System Unavailability, Emergency AC Power	1Q/99	2Q/99	3Q/99	4Q/99	1Q/00
Train 1					
Planned unavailable hours	96.60	0	21.20	0	17.50
Unplanned unavailable hours	19.30	0	3.10	0	0
Fault exposure hours	0	0	0	0	0
Effective Reset hours	0	0	0	0	0
Required hours	2160.00	2183.00	2208.00	2209.00	2184.00
Train 2					
Planned unavailable hours	84.90	4.10	9.60	0	9.90
Unplanned unavailable hours	0	0	0	0	0
Fault exposure hours	0	0	0	0	0
Effective Reset hours	0	0	0	0	0
Required hours	2160.00	2183.00	2208.00	2209.00	2184.00
Indicator value				1.1%	1.1%

Licensee Comments:

1Q/00: Reviews are in progress to assure that Safety System Unavailability data fully conforms to NEI 99-02, Rev. 0. Data corrections, if needed, will be submitted in accordance with NEI 99-02.

2Q/99: Hours Train Required revised by one hour to correctly reflect transition to daylight savings time.

Safety System Unavailability, High Pressure Injection System (HPSI)



Thresholds: White > 1.5% Yellow > 5.0% Red > 10.0%

Notes

Safety System Unavailability, High Pressure Injection System (HPSI)	1Q/99	2Q/99	3Q/99	4Q/99	1Q/00
Train 1					
Planned unavailable hours	2.10	3.70	0.30	5.90	0
Unplanned unavailable hours	0	0	0	0	0
Fault exposure hours	0	0	0	0	0
Effective Reset hours	0	0	0	0	0
Required hours	2160.00	2183.00	2208.00	1662.77	2184.00
Train 2					
Planned unavailable hours	4.00	1.10	0	6.00	0
Unplanned unavailable hours	0	0	0	0	0
Fault exposure hours	0	0	0	0	0
Effective Reset hours	0	0	0	0	0
Required hours	2160.00	2183.00	2208.00	1662.77	2184.00
Indicator value				0.1%	0.1%

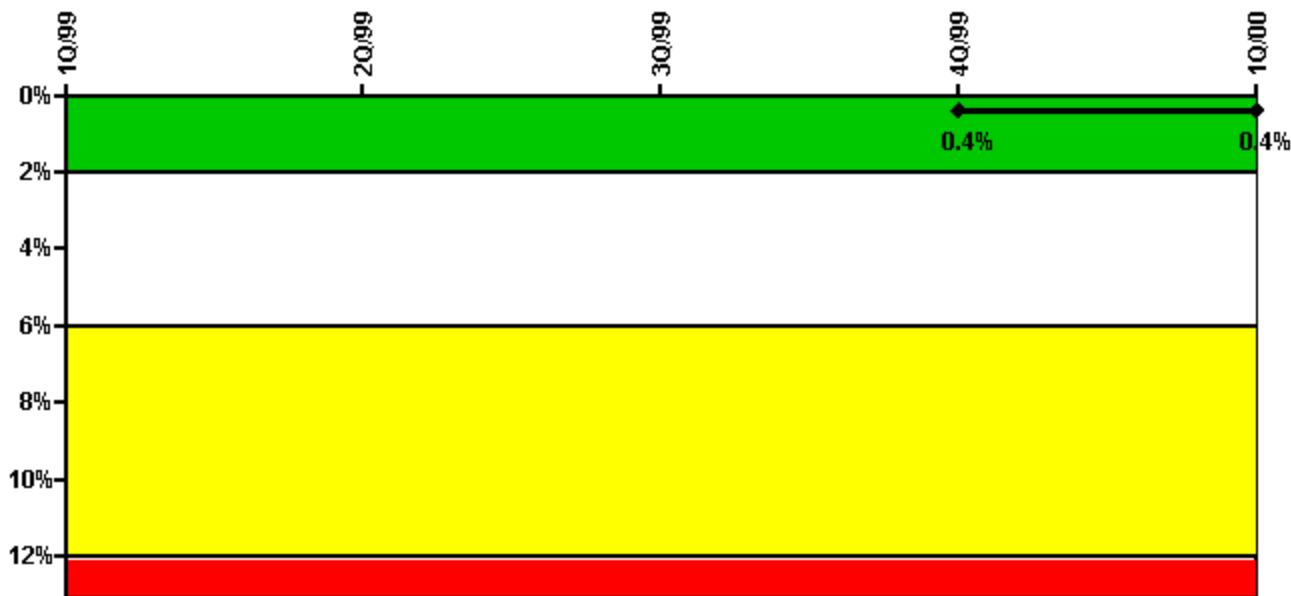
Licensee Comments:

1Q/00: Reviews are in progress to assure that Safety System Unavailability data fully conforms to NEI 99-02, Rev. 0. Data corrections, if needed, will be submitted in accordance with NEI 99-02.

4Q/99: Hours Train Required have been revised to properly utilize default values as specified within NEI 99-02.

2Q/99: Hours Train Required revised by one hour to correctly reflect transition to daylight savings time.

Safety System Unavailability, Heat Removal System (AFW)



Thresholds: **White** > 2.0% **Yellow** > 6.0% **Red** > 12.0%

Notes

Safety System Unavailability, Heat Removal System (AFW)	1Q/99	2Q/99	3Q/99	4Q/99	1Q/00
Train 1					
Planned unavailable hours	3.40	11.30	2.60	9.20	5.10
Unplanned unavailable hours	0	0	0	0	0
Fault exposure hours	0	0	0	0	0
Effective Reset hours	0	0	0	0	0
Required hours	2160.00	2183.00	2208.00	1662.77	2184.00
Train 2					
Planned unavailable hours	9.40	5.20	7.30	0	11.40
Unplanned unavailable hours	0	0	0	0	0
Fault exposure hours	0	0	0	0	0
Effective Reset hours	0	0	0	0	0
Required hours	2160.00	2183.00	2208.00	1662.77	2184.00
Train 3					
Planned unavailable hours	15.50	9.00	9.00	4.30	9.60
Unplanned unavailable hours	0	0	0	15.80	0
Fault exposure hours	0	0	0	0	0
Effective Reset hours	0	0	0	0	0
Required hours	2160.00	2183.00	2208.00	1662.77	2184.00
Indicator value				0.4%	0.4%

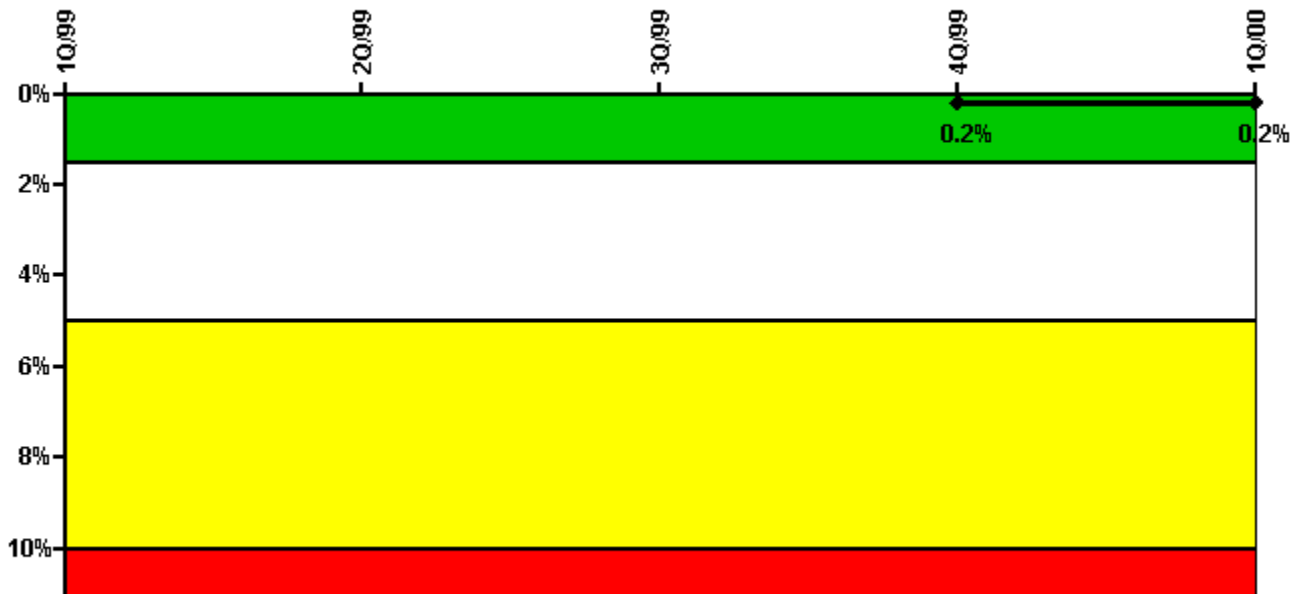
Licensee Comments:

1Q/00: Reviews are in progress to assure that Safety System Unavailability data fully conforms to NEI 99-02, Rev. 0. Data corrections, if needed, will be submitted in accordance with NEI 99-02.

4Q/99: Hours Train Required have been revised to properly utilize default values as specified within NEI 99-02.

2Q/99: Hours Train Required revised by one hour to correctly reflect transition to daylight savings time.

Safety System Unavailability, Residual Heat Removal System



Thresholds: White > 1.5% Yellow > 5.0% Red > 10.0%

Notes

Safety System Unavailability, Residual Heat Removal System	1Q/99	2Q/99	3Q/99	4Q/99	1Q/00
Train 1					
Planned unavailable hours	8.70	12.90	6.10	0.60	16.90
Unplanned unavailable hours	0	0	0	0	0
Fault exposure hours	0	0	0	0	0
Effective Reset hours	0	0	0	0	0
Required hours	2160.00	2183.00	2208.00	2209.00	2184.00
Train 2					
Planned unavailable hours	4.50	9.10	8.60	3.80	0.50
Unplanned unavailable hours	0	0	0	0	0
Fault exposure hours	0	0	0	0	0
Effective Reset hours	0	0	0	0	0
Required hours	2160.00	2183.00	2208.00	2209.00	2184.00
Indicator value				0.2%	0.2%

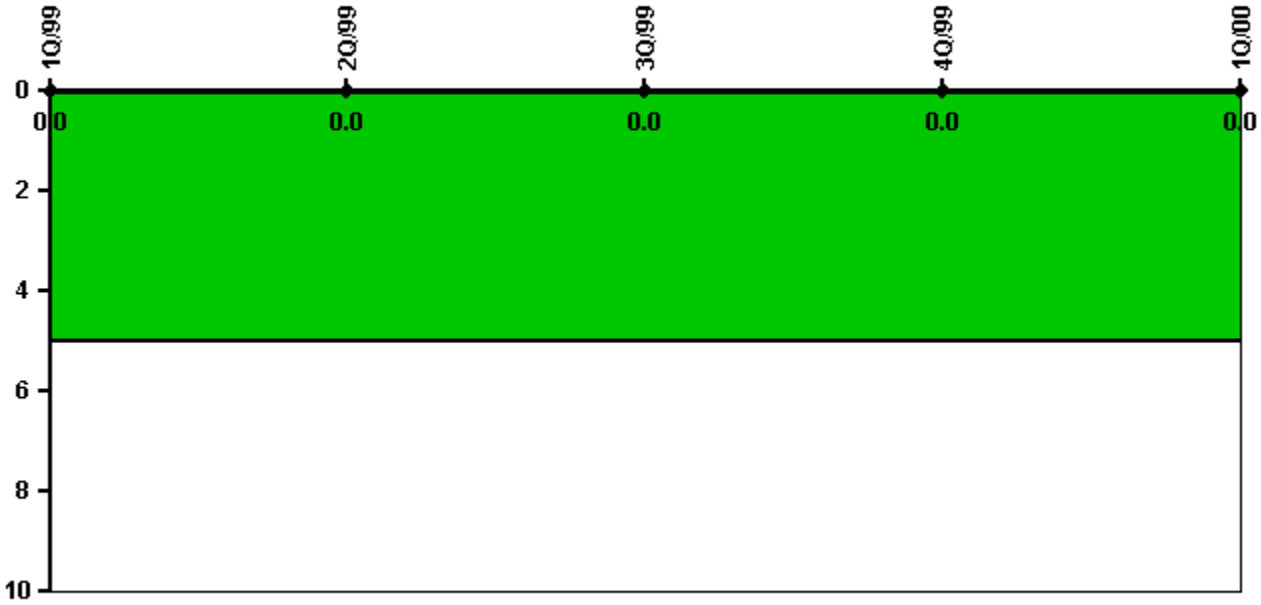
Licensee Comments:

1Q/00: Reviews are in progress to assure that Safety System Unavailability data fully conforms to NEI 99-02, Rev. 0. Data corrections, if needed, will be submitted in accordance with NEI 99-02.

4Q/99: Hours Train Required have been revised to properly utilize default values as specified within NEI 99-02.

2Q/99: Hours Train Required revised by one hour to correctly reflect transition to daylight savings time.

Safety System Functional Failures (PWR)



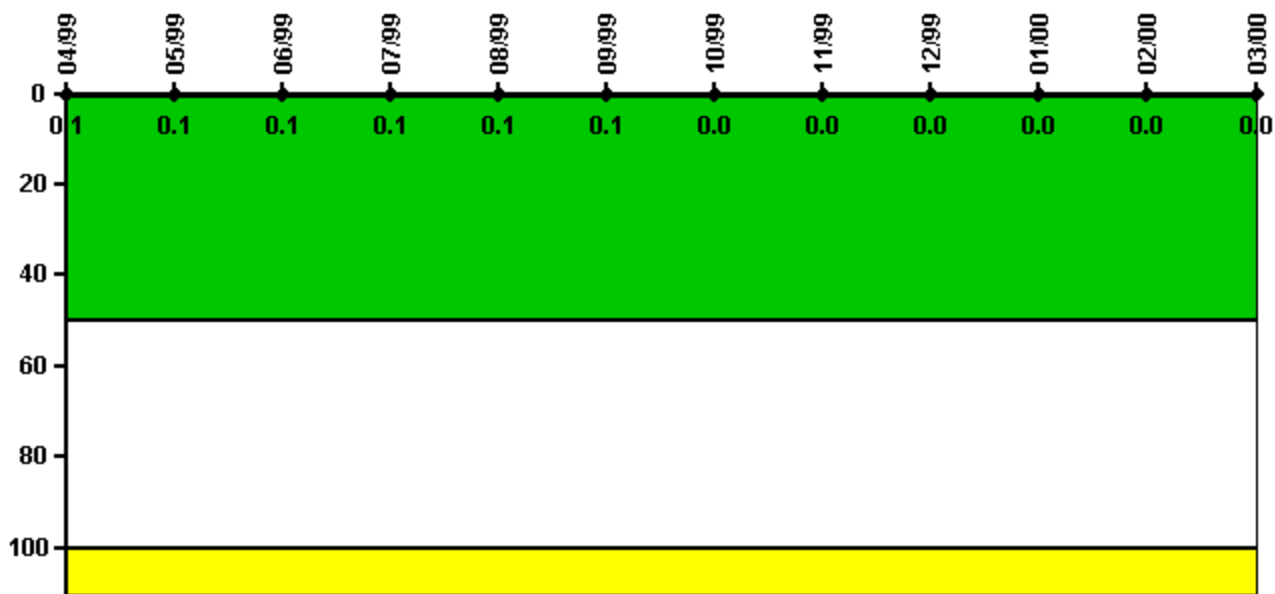
Thresholds: White > 5.0

Notes

Safety System Functional Failures (PWR)	1Q/99	2Q/99	3Q/99	4Q/99	1Q/00
Safety System Functional Failures	0	0	0	0	0
Indicator value	0	0	0	0	0

Licensee Comments: none

Reactor Coolant System Activity



Thresholds: White > 50.0 Yellow > 100.0

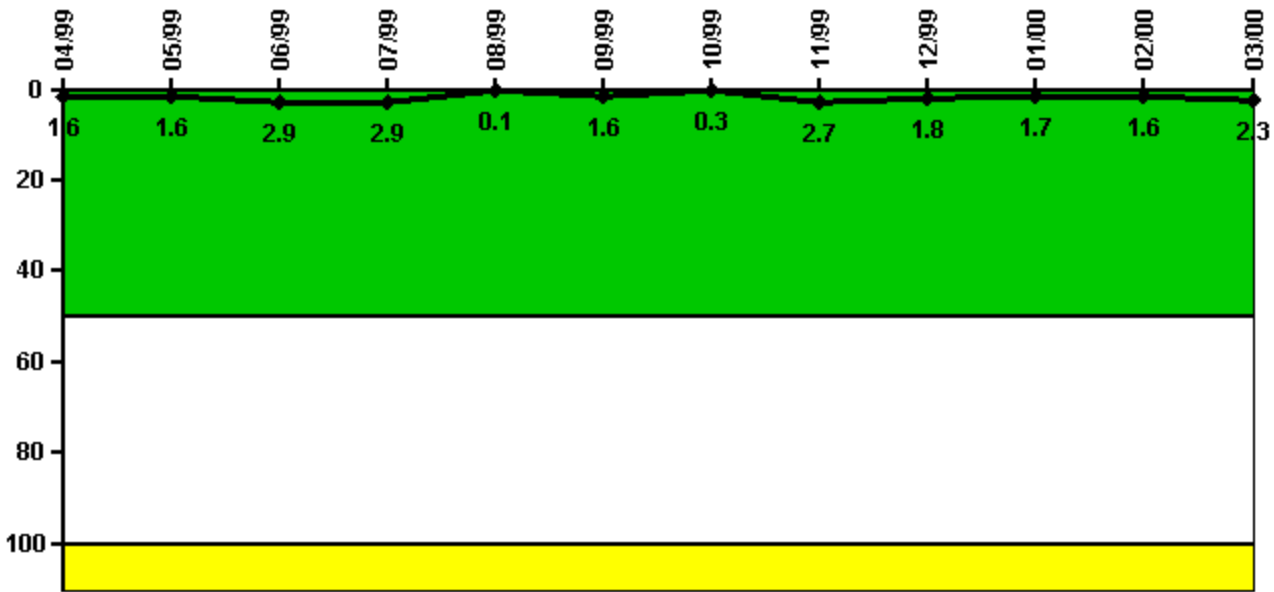
Notes

Reactor Coolant System Activity	4/99	5/99	6/99	7/99	8/99	9/99	10/99	11/99	12/99	1/00	2/00	3/00
Maximum activity	0.001000	0.001000	0.001000	0.001000	0.001000	0.001000	0	0	0	0.000434	0.000454	0.000458
Technical specification limit	1.0	1.0	1.0	1.0	1.0	1.0	1.0	1.0	1.0	1.0	1.0	1.0
Indicator value	0.1	0.1	0.1	0.1	0.1	0.1	0	0	0	0	0	0

Licensee Comments:

3/00: Corrected data provided for 1/2000; this is a minor change to improve accuracy which does not affect the indicator value.

Reactor Coolant System Leakage




Thresholds: White > 50.0 Yellow > 100.0

Notes

Reactor Coolant System Leakage	4/99	5/99	6/99	7/99	8/99	9/99	10/99	11/99	12/99	1/00	2/00	3/00
Maximum leakage	0.160	0.160	0.290	0.290	0.010	0.160	0.030	0.270	0.180	0.171	0.163	0.231
Technical specification limit	10.0	10.0	10.0	10.0	10.0	10.0	10.0	10.0	10.0	10.0	10.0	10.0
Indicator value	1.6	1.6	2.9	2.9	0.1	1.6	0.3	2.7	1.8	1.7	1.6	2.3

Licensee Comments: none

Drill/Exercise Performance




Thresholds: White < 90.0% Yellow < 70.0%

Notes

Drill/Exercise Performance	1Q/99	2Q/99	3Q/99	4Q/99	1Q/00
Successful opportunities	10.0	19.0	15.0	33.0	0
Total opportunities	11.0	20.0	15.0	35.0	0
Indicator value				96.1%	96.1%

Licensee Comments: none

ERO Drill Participation



Thresholds: White < 80.0% Yellow < 60.0%

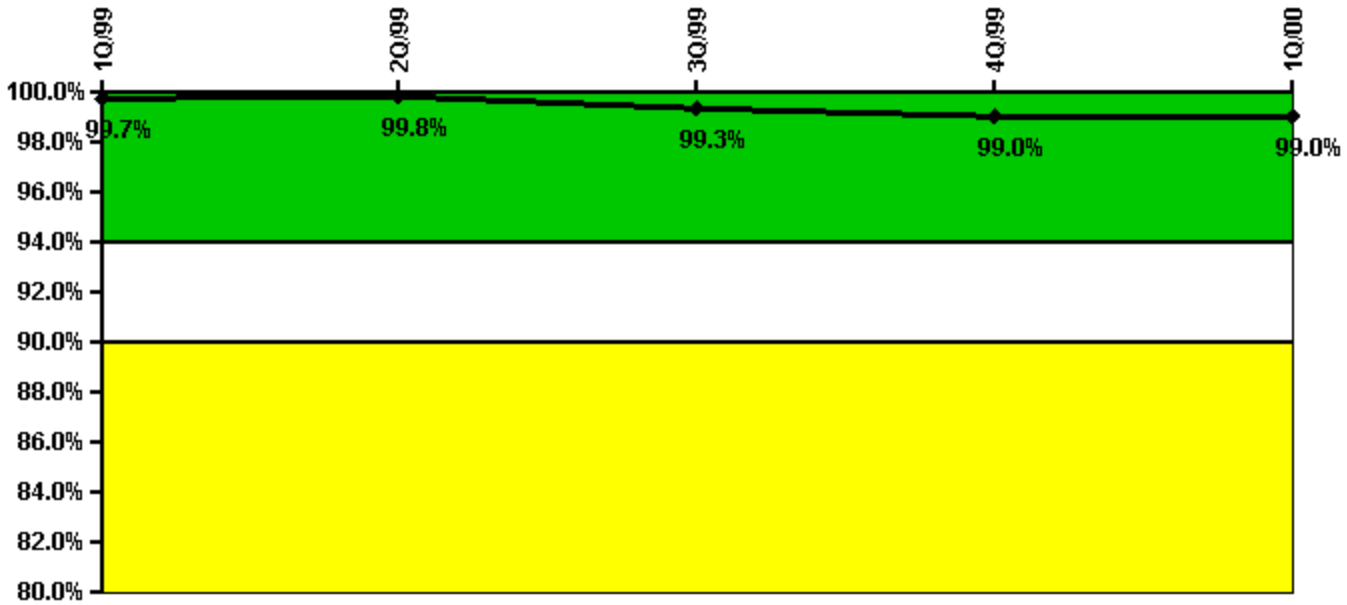
Notes

ERO Drill Participation	1Q/99	2Q/99	3Q/99	4Q/99	1Q/00
Participating Key personnel				107.0	54.0
Total Key personnel				116.0	63.0
Indicator value				92.2%	85.7%

Licensee Comments:

1Q/00: Corrected data provided to reflect revisions to the number of Key ERO Members.

Alert & Notification System



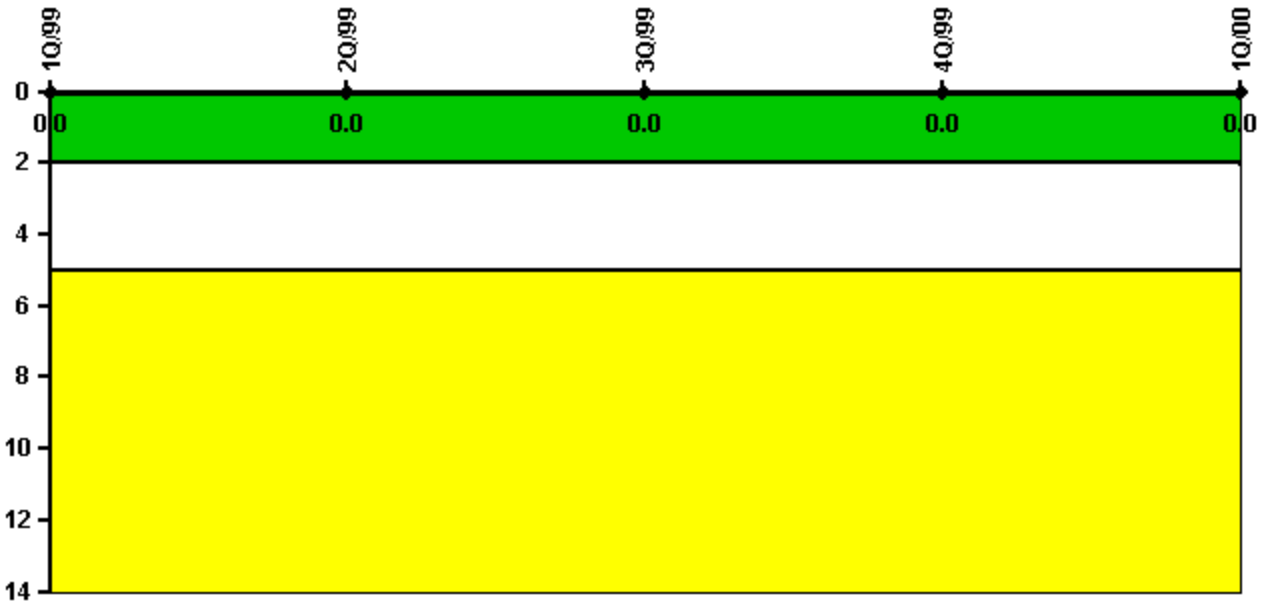
Thresholds: White < 94.0% Yellow < 90.0%

Notes

Alert & Notification System	1Q/99	2Q/99	3Q/99	4Q/99	1Q/00
Successful siren-tests	628	629	617	666	627
Total sirens-tests	630	630	630	675	630
Indicator value	99.7%	99.8%	99.3%	99.0%	99.0%

Licensee Comments: none

Occupational Exposure Control Effectiveness



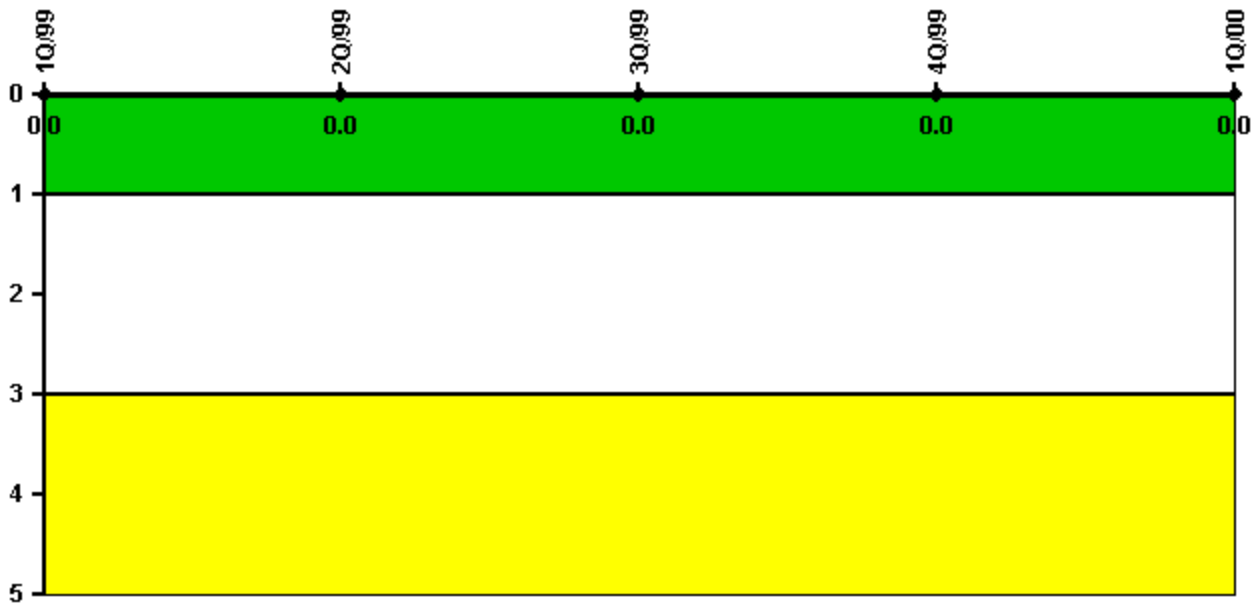
Thresholds: White > 2.0 Yellow > 5.0

Notes

Occupational Exposure Control Effectiveness	1Q/99	2Q/99	3Q/99	4Q/99	1Q/00
High radiation area occurrences	0	0	0	0	0
Very high radiation area occurrences	0	0	0	0	0
Unintended exposure occurrences	0	0	0	0	0
Indicator value	0	0	0	0	0

Licensee Comments: none

RETS/ODCM Radiological Effluent



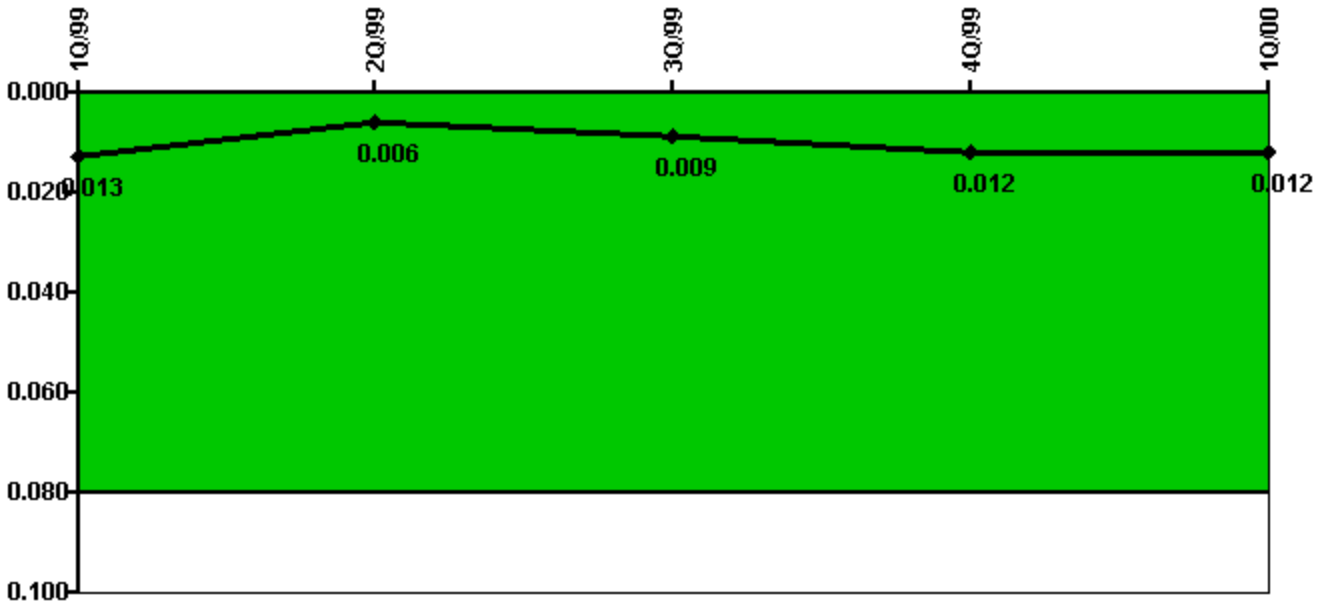
Thresholds: White > 1.0 Yellow > 3.0

Notes

RETS/ODCM Radiological Effluent	1Q/99	2Q/99	3Q/99	4Q/99	1Q/00
RETS/ODCM occurrences	0	0	0	0	0
Indicator value	0	0	0	0	0

Licensee Comments: none

Protected Area Security Performance Index



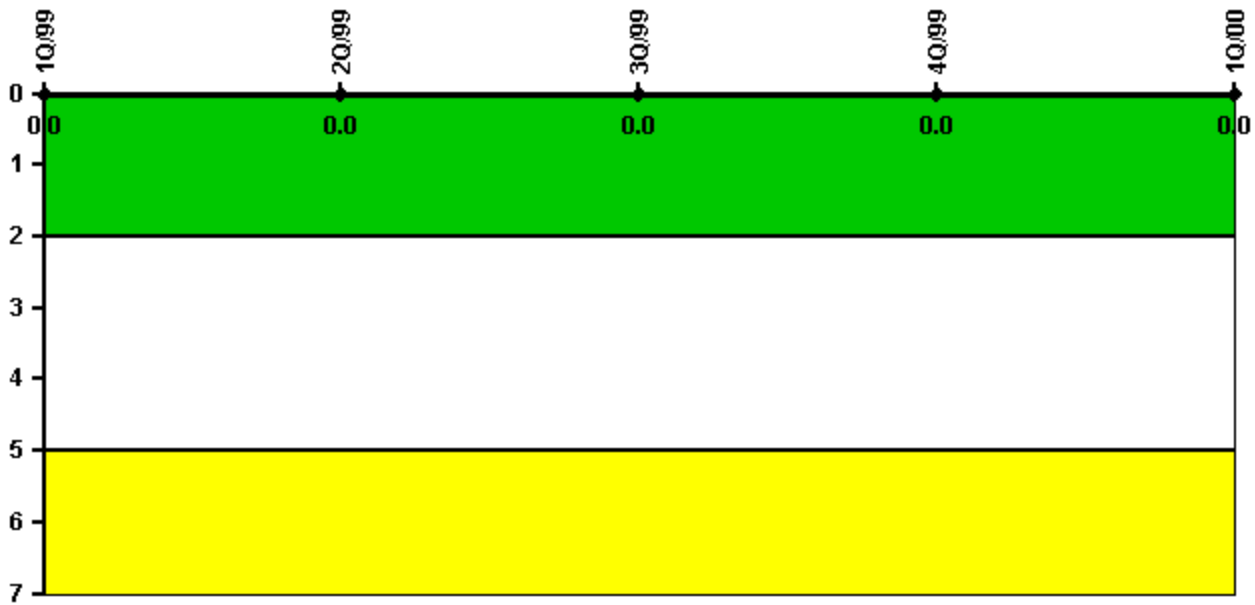
Thresholds: White > 0.080

Notes

Protected Area Security Performance Index	1Q/99	2Q/99	3Q/99	4Q/99	1Q/00
IDS compensatory hours	35.70	42.50	123.51	107.98	32.93
CCTV compensatory hours	11.1	0	0	0.4	1.0
IDS normalization factor	1.60	1.60	1.60	1.50	1.50
CCTV normalization factor	1.6	1.6	1.6	1.6	1.1
Index Value	0.013	0.006	0.009	0.012	0.012

Licensee Comments: none

Personnel Screening Program



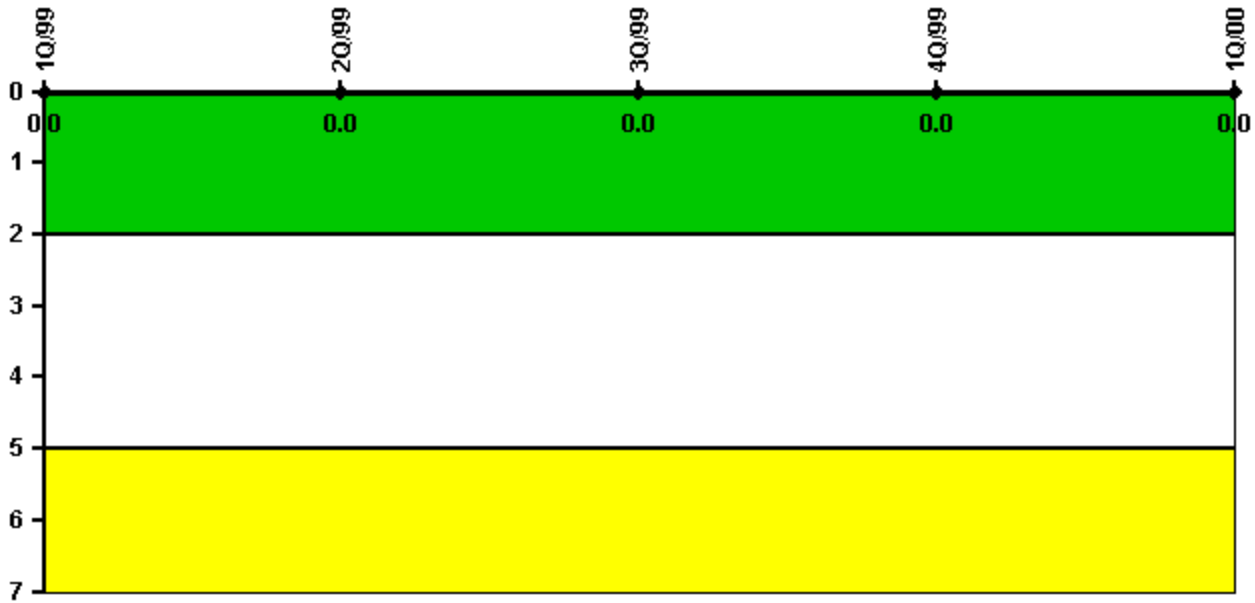
Thresholds: White > 2.0 Yellow > 5.0

Notes

Personnel Screening Program	1Q/99	2Q/99	3Q/99	4Q/99	1Q/00
Program failures	0	0	0	0	0
Indicator value	0	0	0	0	0

Licensee Comments: none

FFD/Personnel Reliability



Thresholds: White > 2.0 Yellow > 5.0

Notes

FFD/Personnel Reliability	1Q/99	2Q/99	3Q/99	4Q/99	1Q/00
Program Failures	0	0	0	0	0
Indicator value	0	0	0	0	0

Licensee Comments: none

[PI Summary](#) | [Inspection Findings Summary](#) | [Reactor Oversight Process](#)

Last Modified: April 1, 2000