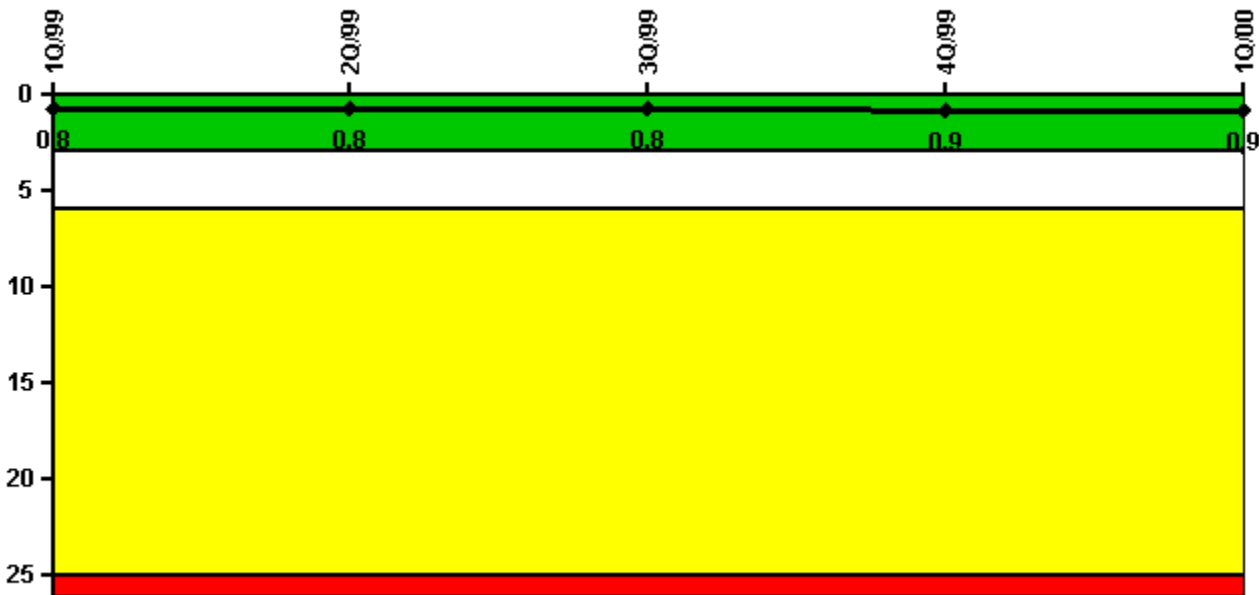


Diablo Canyon 2

1Q/2000 Performance Indicators

Licensee's General Comments: none

Unplanned Scrams per 7000 Critical Hrs



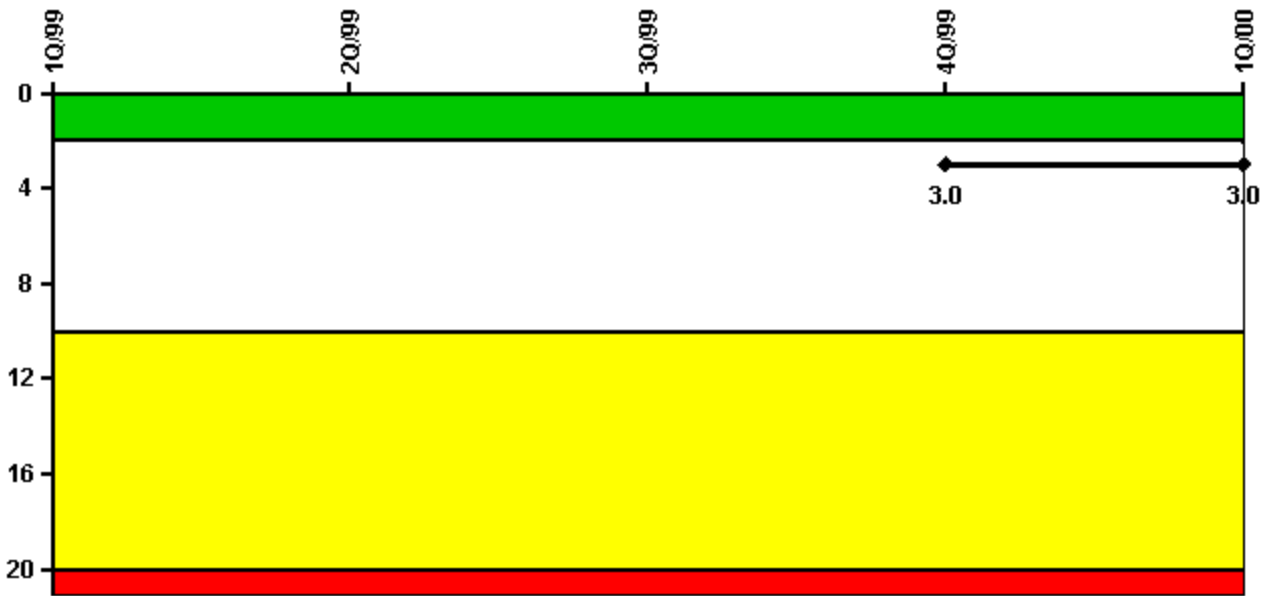
Thresholds: White > 3.0 Yellow > 6.0 Red > 25.0

Notes

Unplanned Scrams per 7000 Critical Hrs	1Q/99	2Q/99	3Q/99	4Q/99	1Q/00
Unplanned scrams	0	0	0	1.0	0
Critical hours	2160.0	2183.0	2089.6	1516.8	2184.0
Indicator value	0.8	0.8	0.8	0.9	0.9

Licensee Comments: none

Scrams with Loss of Normal Heat Removal



Thresholds: White > 2.0 Yellow > 10.0 Red > 20.0

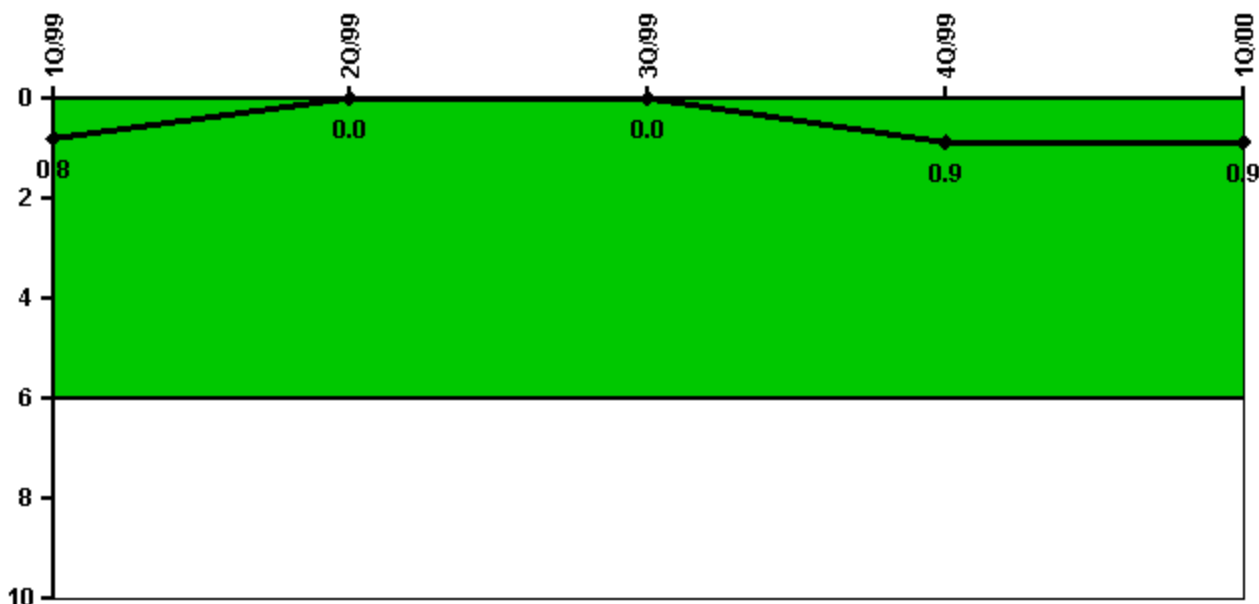
Notes

Scrams with Loss of Normal Heat Removal	1Q/99	2Q/99	3Q/99	4Q/99	1Q/00
Scrams	0	0	0	1.0	0
Indicator value				3.0	3.0

Licensee Comments:

1Q/00: This indicator changed from green to white this quarter based on a reduction from 4 to 2 of the green to white threshold (per NEI 99-02 Rev. 0). Refer to LERs 2-1997-003-01, 2-1998-005-00, and 1-1999-009-00 for the corrective actions for the three events associated with this indicator.

Unplanned Power Changes per 7000 Critical Hrs



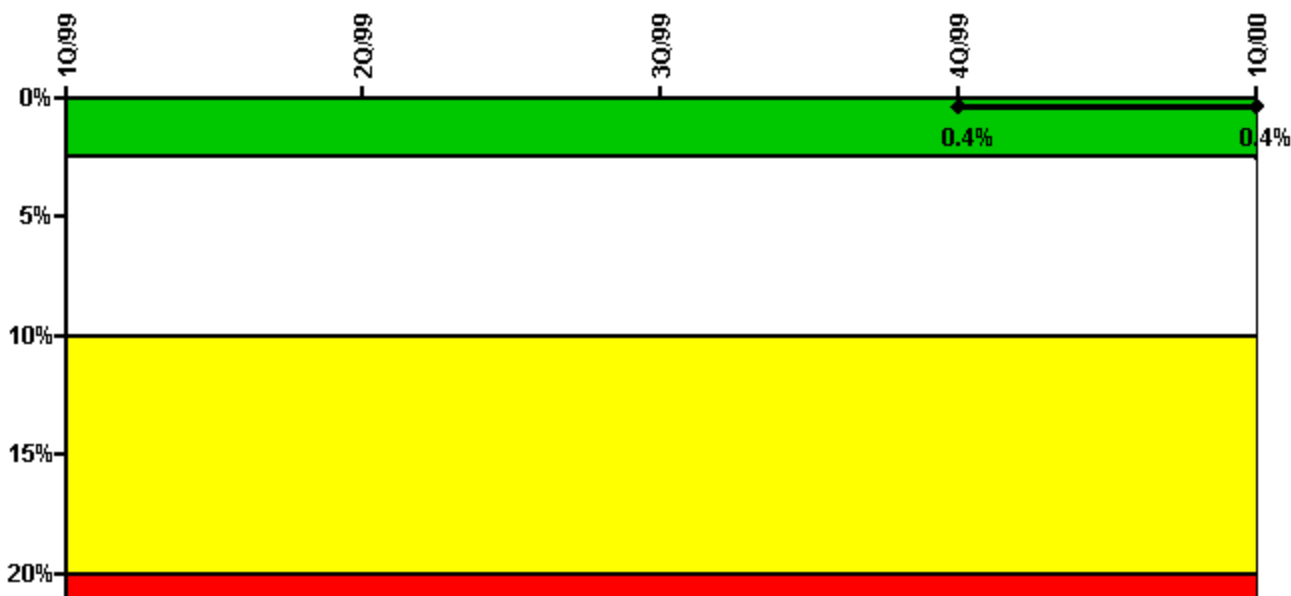
Thresholds: White > 6.0

Notes

Unplanned Power Changes per 7000 Critical Hrs	1Q/99	2Q/99	3Q/99	4Q/99	1Q/00
Unplanned power changes	0	0	0	1.0	0
Critical hours	2160.0	2183.0	2089.6	1516.8	2184.0
Indicator value	0.8	0	0	0.9	0.9

Licensee Comments: none

Safety System Unavailability, Emergency AC Power, >2EDG



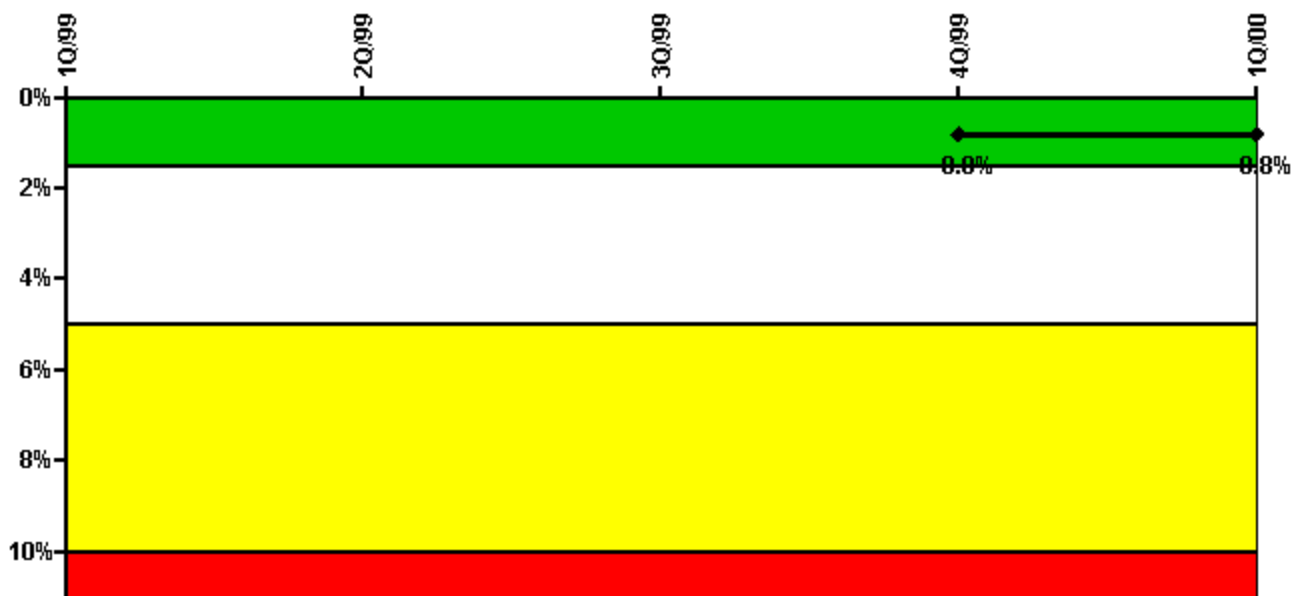
Thresholds: White > 2.5% Yellow > 10.0% Red > 20.0%

Notes

Safety System Unavailability, Emergency AC Power, >2EDG	1Q/99	2Q/99	3Q/99	4Q/99	1Q/00
Train 1					
Planned unavailable hours	0.20	28.30	8.50	0.50	32.02
Unplanned unavailable hours	0.10	0	0	0	0
Fault exposure hours	0	0	0	0	0
Effective Reset hours	0	0	0	0	0
Required hours	2160.00	2183.00	2208.00	2209.00	2184.00
Train 2					
Planned unavailable hours	32.30	1.00	4.81	0.30	34.73
Unplanned unavailable hours	0	16.20	0	0	0
Fault exposure hours	0	0	0	0	0
Effective Reset hours	0	0	0	0	0
Required hours	2160.00	2183.00	2208.00	2209.00	2184.00
Train 3					
Planned unavailable hours	27.00	1.30	8.90	0.10	25.47
Unplanned unavailable hours	0	0	0	0	0
Fault exposure hours	0	0	0	0	0
Effective Reset hours	0	0	0	0	0
Required hours	2160.00	2183.00	2208.00	2209.00	2184.00
Indicator value				0.4%	0.4%

Licensee Comments: none

Safety System Unavailability, High Pressure Injection System (HPSI)



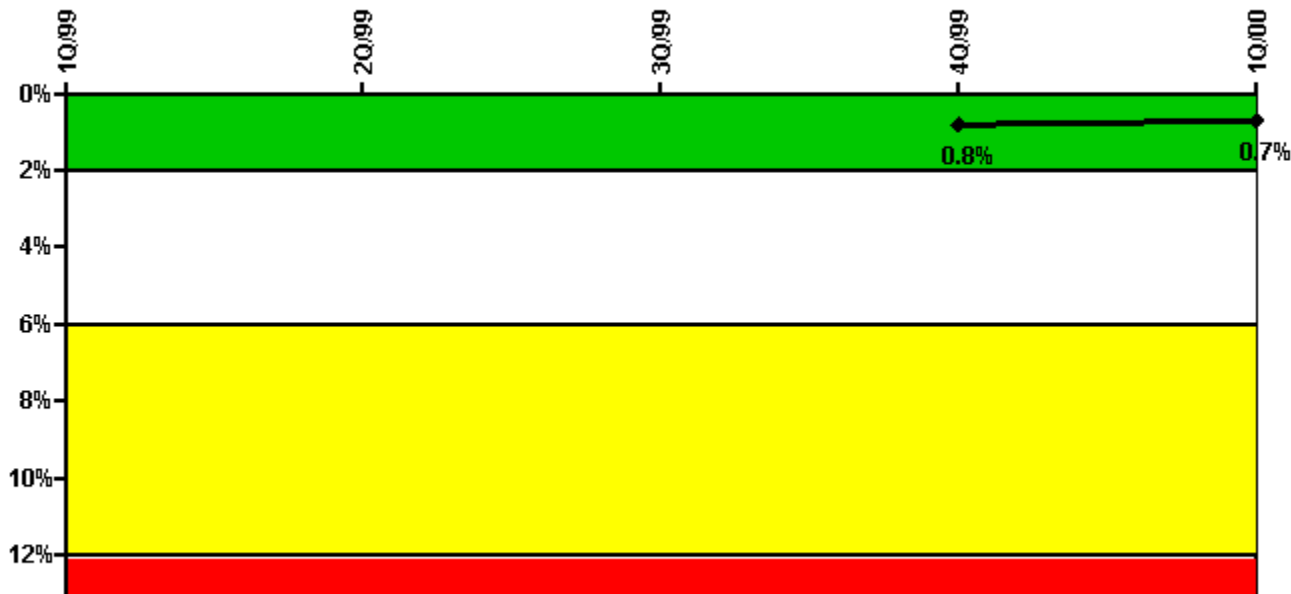
Thresholds: White > 1.5% Yellow > 5.0% Red > 10.0%

Notes

Safety System Unavailability, High Pressure Injection System (HPSI)	1Q/99	2Q/99	3Q/99	4Q/99	1Q/00
Train 1					
Planned unavailable hours	0.40	28.20	1.00	0	39.83
Unplanned unavailable hours	0	0	0	0	0
Fault exposure hours	0	0	0	0	0
Effective Reset hours	0	0	0	0	0
Required hours	2160.00	2183.00	2089.60	1516.80	2184.00
Train 2					
Planned unavailable hours	0	0	16.68	0	33.80
Unplanned unavailable hours	0	0	0	0	0.77
Fault exposure hours	0	0	0	0	0
Effective Reset hours	0	0	0	0	0
Required hours	2160.00	2183.00	2089.60	1516.80	2184.00
Train 3					
Planned unavailable hours	0.10	0.20	28.73	0.20	11.82
Unplanned unavailable hours	0	0	3.83	0	0
Fault exposure hours	0	0	0	0	0
Effective Reset hours	0	0	0	0	0
Required hours	2160.00	2183.00	2089.60	1516.80	2184.00
Train 4					
Planned unavailable hours	0.20	2.30	26.50	0.10	3.23
Unplanned unavailable hours	0	0	0	0	0
Fault exposure hours	0	0	0	0	0
Effective Reset hours	0	0	0	0	0
Required hours	2160.00	2183.00	2089.60	1516.80	2184.00
Indicator value				0.8%	0.8%

Licensee Comments: none

Safety System Unavailability, Heat Removal System (AFW)



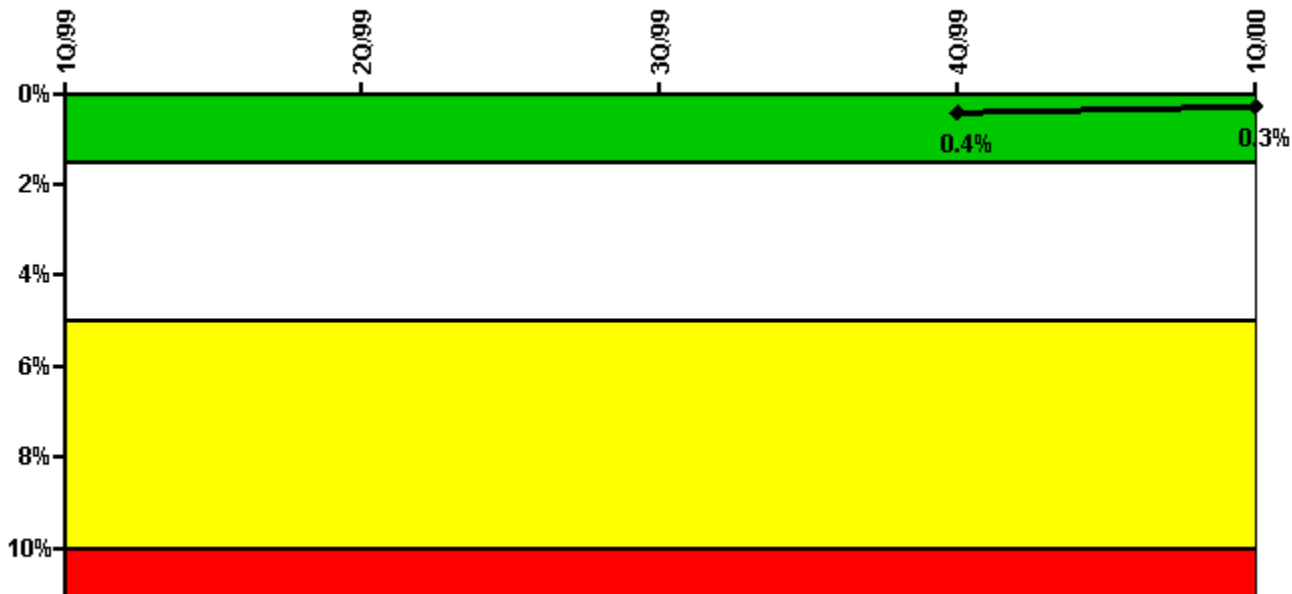
Thresholds: White > 2.0% Yellow > 6.0% Red > 12.0%

Notes

Safety System Unavailability, Heat Removal System (AFW)	1Q/99	2Q/99	3Q/99	4Q/99	1Q/00
Train 1					
Planned unavailable hours	2.50	19.00	2.17	30.50	0.90
Unplanned unavailable hours	0	0	0	0	0
Fault exposure hours	0	0	0	0	0
Effective Reset hours	0	0	0	0	0
Required hours	2160.00	2183.00	2089.60	1516.80	2184.00
Train 2					
Planned unavailable hours	9.10	49.10	0.87	1.20	14.27
Unplanned unavailable hours	0	0	0	0	0
Fault exposure hours	0	0	0	0	0
Effective Reset hours	0	0	0	0	0
Required hours	2160.00	2183.00	2089.60	1516.80	2184.00
Train 3					
Planned unavailable hours	5.70	26.80	11.53	1.30	9.42
Unplanned unavailable hours	0	0	0	0	0
Fault exposure hours	0	0	0	0	0
Effective Reset hours	0	0	0	0	0
Required hours	2160.00	2183.00	2089.60	1516.80	2184.00
Indicator value				0.8%	0.7%

Licensee Comments: none

Safety System Unavailability, Residual Heat Removal System



Thresholds: White > 1.5% Yellow > 5.0% Red > 10.0%

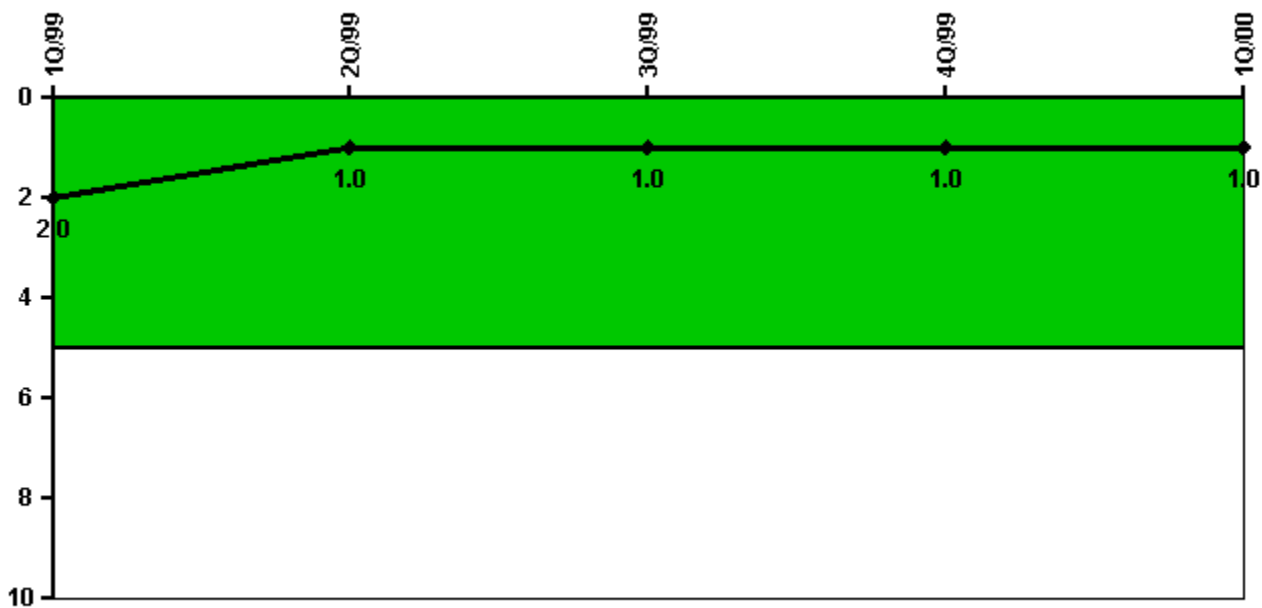
Notes

Safety System Unavailability, Residual Heat Removal System	1Q/99	2Q/99	3Q/99	4Q/99	1Q/00
Train 1					
Planned unavailable hours	1.40	46.10	0.60	1.40	17.47
Unplanned unavailable hours	0	0	0	0	0
Fault exposure hours	0	0	0	0	0
Effective Reset hours	0	0	0	0	0
Required hours	2160.00	2183.00	2208.00	1516.80	2184.00
Train 2					
Planned unavailable hours	4.80	1.00	16.00	0.80	19.95
Unplanned unavailable hours	0	0	0	0	0
Fault exposure hours	0	0	0	0	0
Effective Reset hours	0	0	0	0	0
Required hours	2160.00	2183.00	2208.00	1516.80	2184.00
Indicator value				0.4%	0.3%

Licensee Comments:

4Q/98: The hours required for service for Train 1 and Train 2 were increased from 2208 to 2209. The increase was due to failure to account in the original submittal for the change from Pacific Daylight Time to Pacific Standard Time. This change does not affect any other quarters or the color of the PI.

Safety System Functional Failures (PWR)



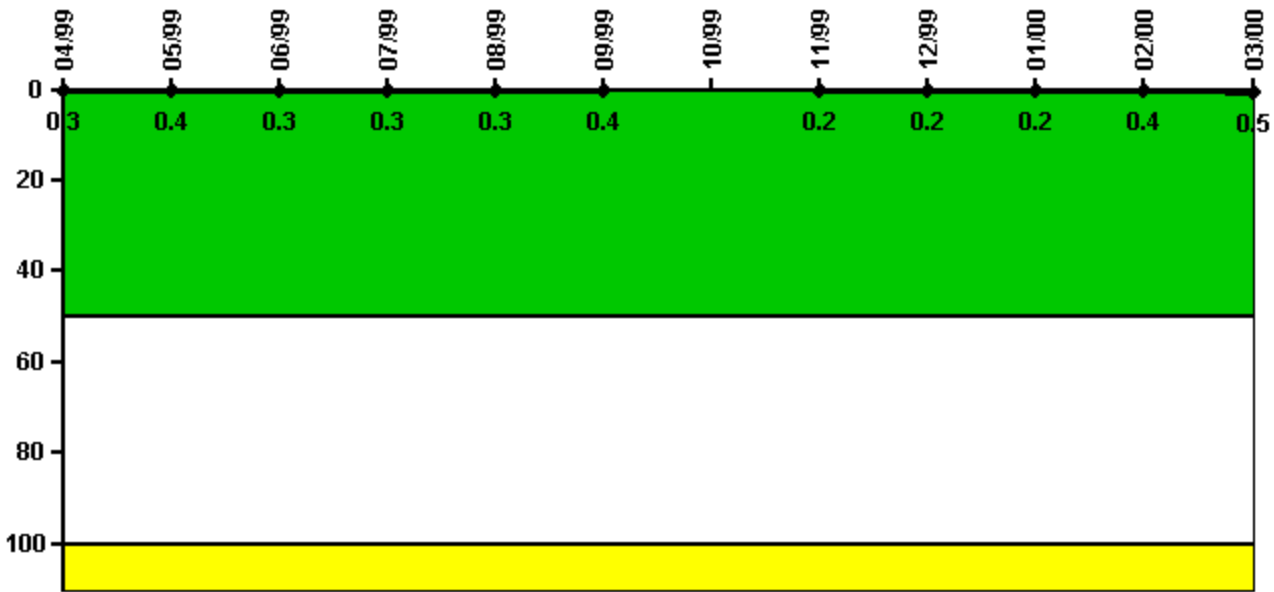
Thresholds: White > 5.0

Notes

Safety System Functional Failures (PWR)	1Q/99	2Q/99	3Q/99	4Q/99	1Q/00
Safety System Functional Failures	0	0	0	1	0
Indicator value	2	1	1	1	1

Licensee Comments: none

Reactor Coolant System Activity



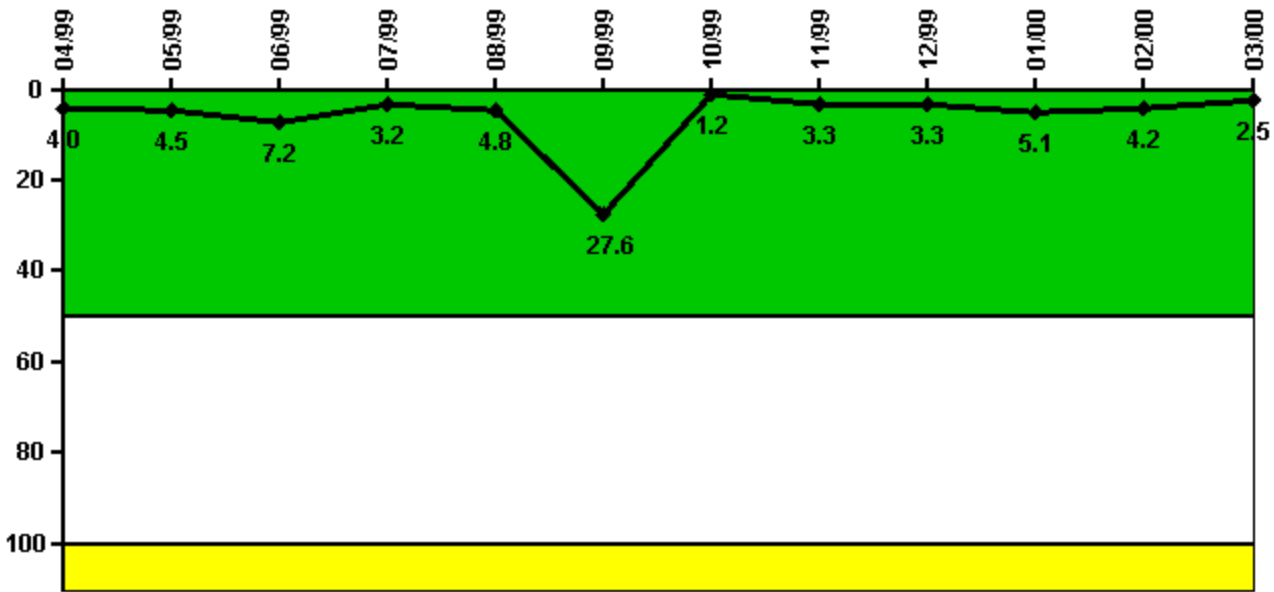
Thresholds: White > 50.0 Yellow > 100.0

Notes

Reactor Coolant System Activity	4/99	5/99	6/99	7/99	8/99	9/99	10/99	11/99	12/99	1/00	2/00	3/00
Maximum activity	0.003420	0.003510	0.003380	0.003360	0.003270	0.003590	N/A	0.001510	0.001680	0.002050	0.004440	0.004900
Technical specification limit	1.0	1.0	1.0	1.0	1.0	1.0	1.0	1.0	1.0	1.0	1.0	1.0
Indicator value	0.3	0.4	0.3	0.3	0.3	0.4	N/A	0.2	0.2	0.2	0.4	0.5

Licensee Comments: none

Reactor Coolant System Leakage




Thresholds: White > 50.0 Yellow > 100.0

Notes

Reactor Coolant System Leakage	4/99	5/99	6/99	7/99	8/99	9/99	10/99	11/99	12/99	1/00	2/00	3/00
Maximum leakage	0.395	0.445	0.715	0.318	0.479	2.761	0.123	0.325	0.332	0.508	0.417	0.247
Technical specification limit	10.0	10.0	10.0	10.0	10.0	10.0	10.0	10.0	10.0	10.0	10.0	10.0
Indicator value	4.0	4.5	7.2	3.2	4.8	27.6	1.2	3.3	3.3	5.1	4.2	2.5

Licensee Comments: none

Drill/Exercise Performance



Thresholds: White < 90.0% Yellow < 70.0%


Notes

Drill/Exercise Performance	1Q/99	2Q/99	3Q/99	4Q/99	1Q/00
Successful opportunities	14.0	44.0	3.0	10.0	24.0
Total opportunities	14.0	45.0	4.0	10.0	27.0
Indicator value				93.6%	92.9%

Licensee Comments:

2Q/99: The 2Q98, 4Q98 and 2Q99 drill/exercise performance data totals for opportunities and successes, provided in our 1/21/00 historical data submittal, included data for follow-up protective action recommendations (PARs). Based on additional assessment of NEI 99-02 guidance following the historical data submittal, we have concluded that follow-up PARs should not be counted as opportunities and have therefore deleted these data from the totals for the opportunities and successes. This change does not affect the color of the PI - it remains green (reference AR A0506404).

ERO Drill Participation



Thresholds: White < 80.0% Yellow < 60.0%

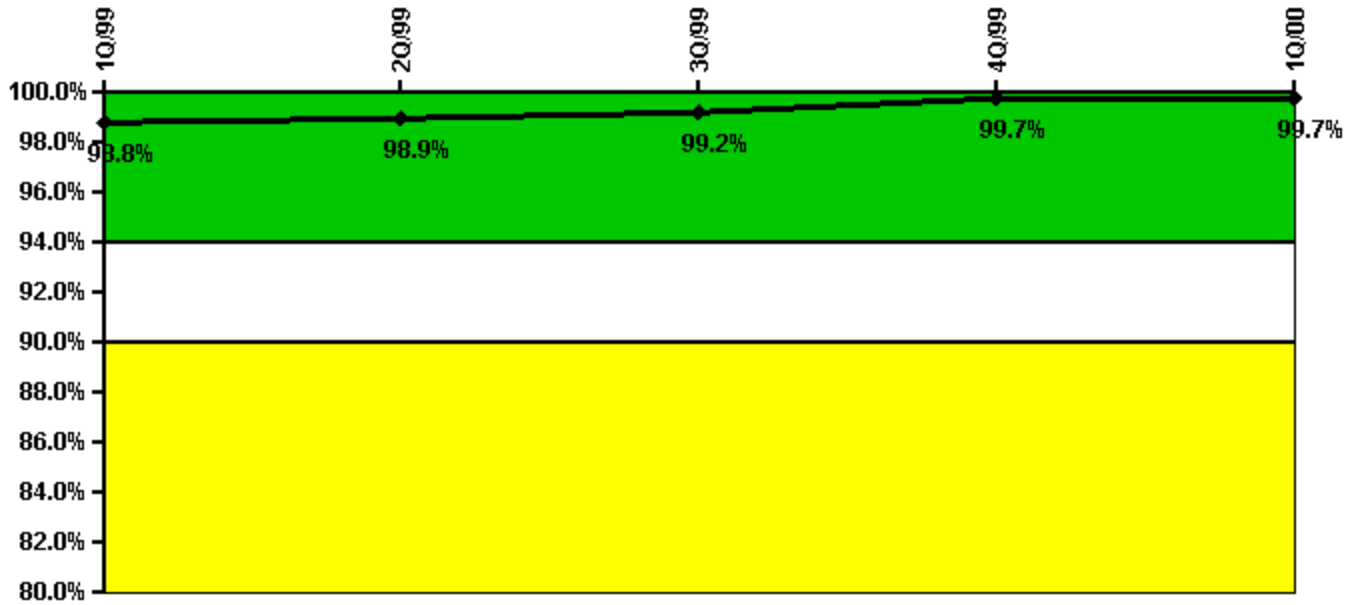
Notes

ERO Drill Participation	1Q/99	2Q/99	3Q/99	4Q/99	1Q/00
Participating Key personnel				62.0	53.0
Total Key personnel				70.0	58.0
Indicator value				88.6%	91.4%

Licensee Comments:

4Q/99: The 4Q99 data for ERO participation, submitted in our 1/21/00 historical data submittal, was based on the total number of personnel that had been identified as key ERO personnel throughout the 8 quarter period associated with this PI. Consistent with EP-ERO FAQ No. 46 on page 101 of NEI 99-02 Rev. 0, this correction is submitted to change the number of key ERO personnel to the number that was identified as such on December 31, 1999. In addition, the shift foreman has been eliminated from the designated key ERO positions. This is based on the fact that the shift manager is responsible for both the shift manager and shift communicator functions. These changes do not affect the color of the PI - it remains green (reference AR A0506233)

Alert & Notification System



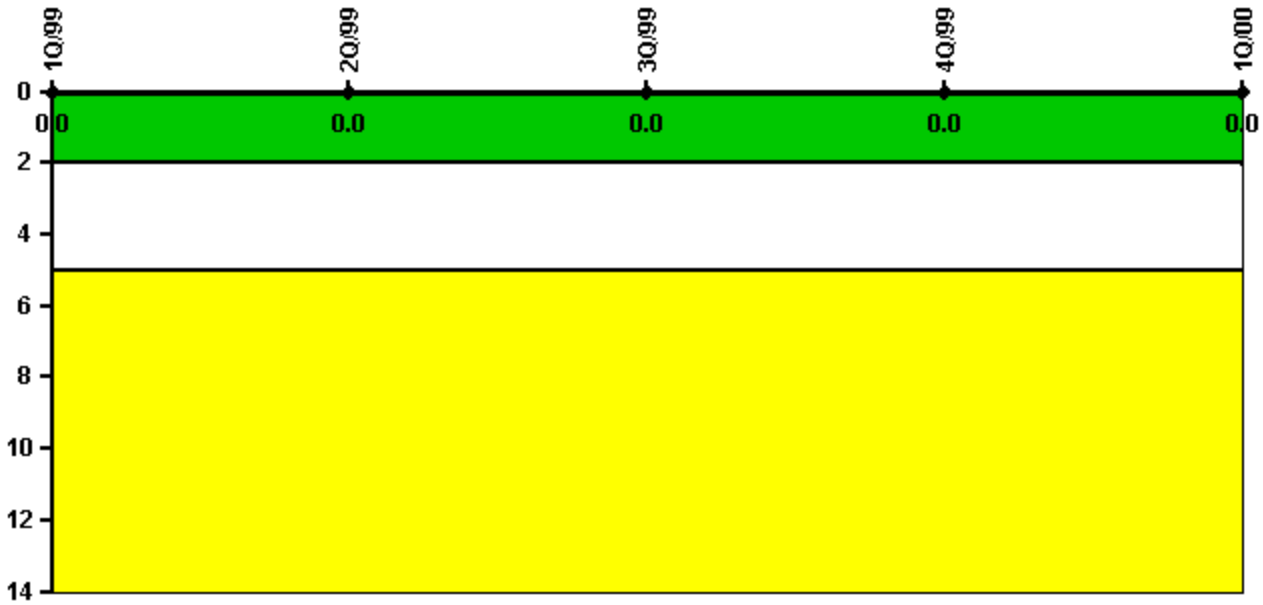
Thresholds: White < 94.0% Yellow < 90.0%

Notes

Alert & Notification System	1Q/99	2Q/99	3Q/99	4Q/99	1Q/00
Successful siren-tests	912	912	1045	1179	912
Total sirens-tests	917	917	1048	1179	917
Indicator value	98.8%	98.9%	99.2%	99.7%	99.7%

Licensee Comments: none

Occupational Exposure Control Effectiveness



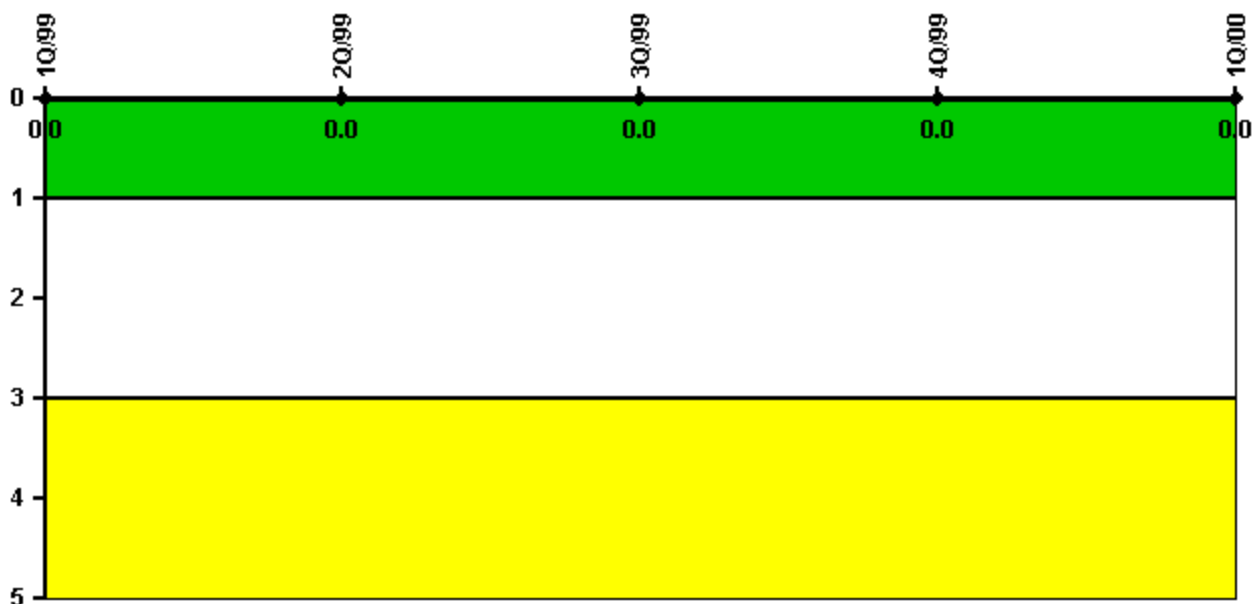
Thresholds: White > 2.0 Yellow > 5.0

Notes

Occupational Exposure Control Effectiveness	1Q/99	2Q/99	3Q/99	4Q/99	1Q/00
High radiation area occurrences	0	0	0	0	0
Very high radiation area occurrences	0	0	0	0	0
Unintended exposure occurrences	0	0	0	0	0
Indicator value	0	0	0	0	0

Licensee Comments: none

RETS/ODCM Radiological Effluent



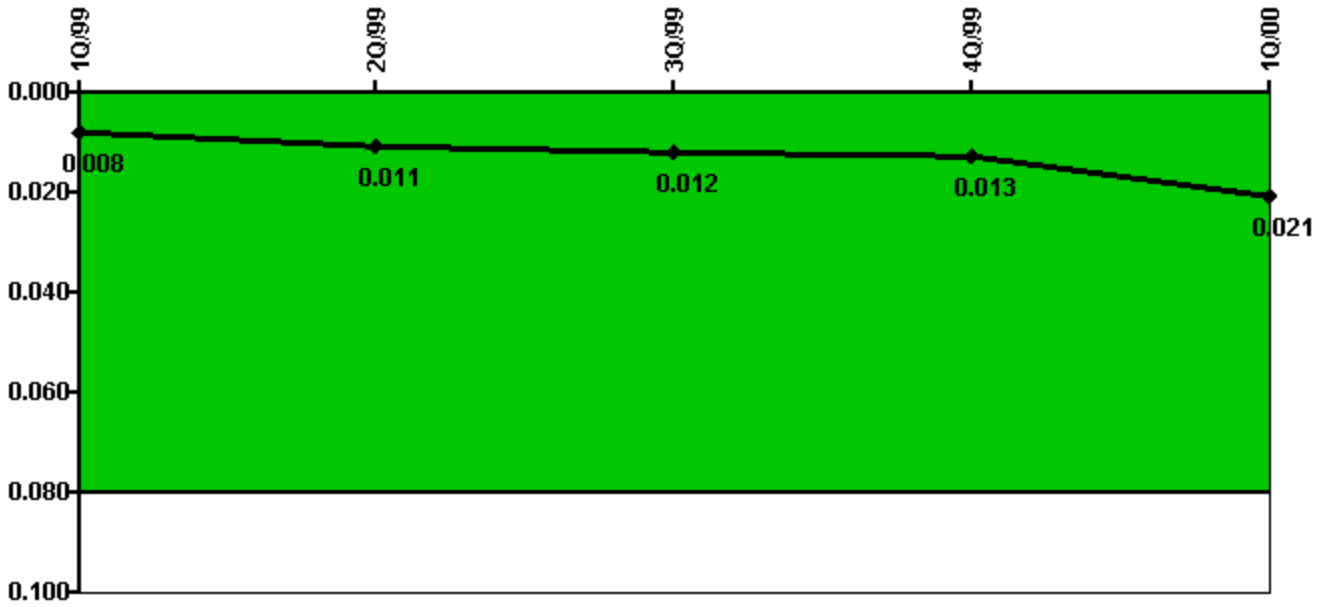
Thresholds: White > 1.0 Yellow > 3.0

Notes

RETS/ODCM Radiological Effluent	1Q/99	2Q/99	3Q/99	4Q/99	1Q/00
RETS/ODCM occurrences	0	0	0	0	0
Indicator value	0	0	0	0	0

Licensee Comments: none

Protected Area Security Performance Index




Thresholds: White > 0.080

Notes

Protected Area Security Performance Index	1Q/99	2Q/99	3Q/99	4Q/99	1Q/00
IDS compensatory hours	246.00	126.00	86.00	67.00	573.00
CCTV compensatory hours	0	0	0	0	0
IDS normalization factor	2.25	2.25	2.25	2.25	2.30
CCTV normalization factor	1.2	1.2	1.2	1.2	1.2
Index Value	0.008	0.011	0.012	0.013	0.021

Licensee Comments: none

Personnel Screening Program




Thresholds: White > 2.0 Yellow > 5.0

Notes

Personnel Screening Program	1Q/99	2Q/99	3Q/99	4Q/99	1Q/00
Program failures	0	0	0	0	0
Indicator value	0	0	0	0	0

Licensee Comments: none

FFD/Personnel Reliability



Thresholds: White > 2.0 Yellow > 5.0

Notes

FFD/Personnel Reliability	1Q/99	2Q/99	3Q/99	4Q/99	1Q/00
Program Failures	0	0	0	0	0
Indicator value	0	0	0	0	0

Licensee Comments: none

[PI Summary](#) | [Inspection Findings Summary](#) | [Reactor Oversight Process](#)

Last Modified: April 1, 2002