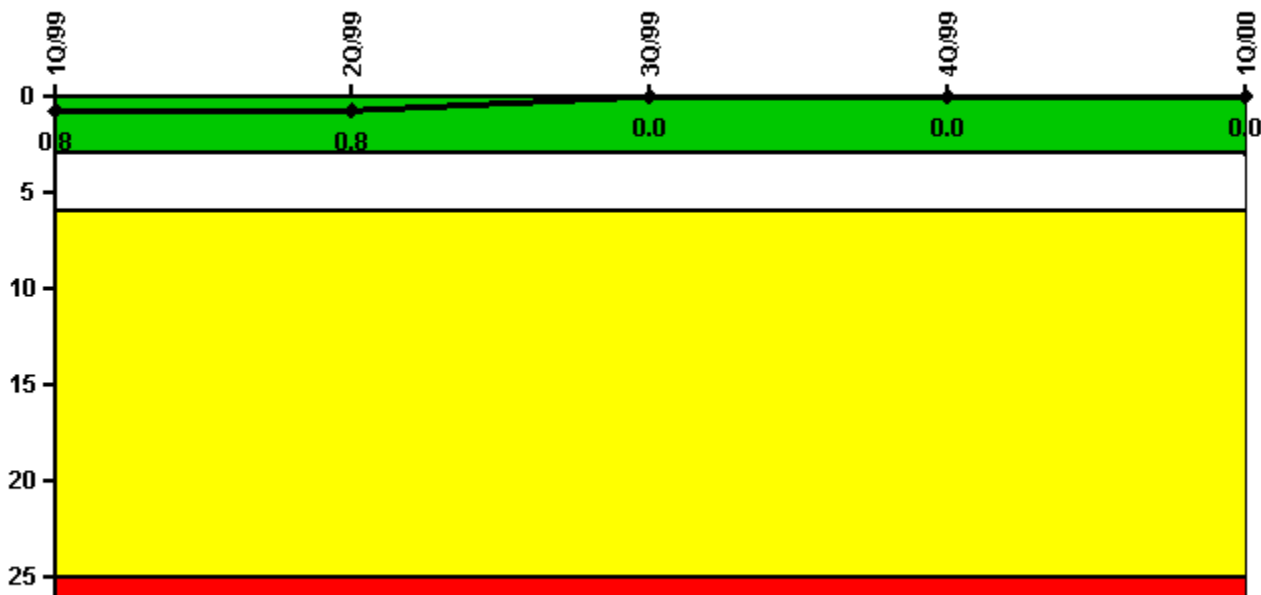


Crystal River 3

1Q/2000 Performance Indicators

Licensee's General Comments: none

Unplanned Scrams per 7000 Critical Hrs



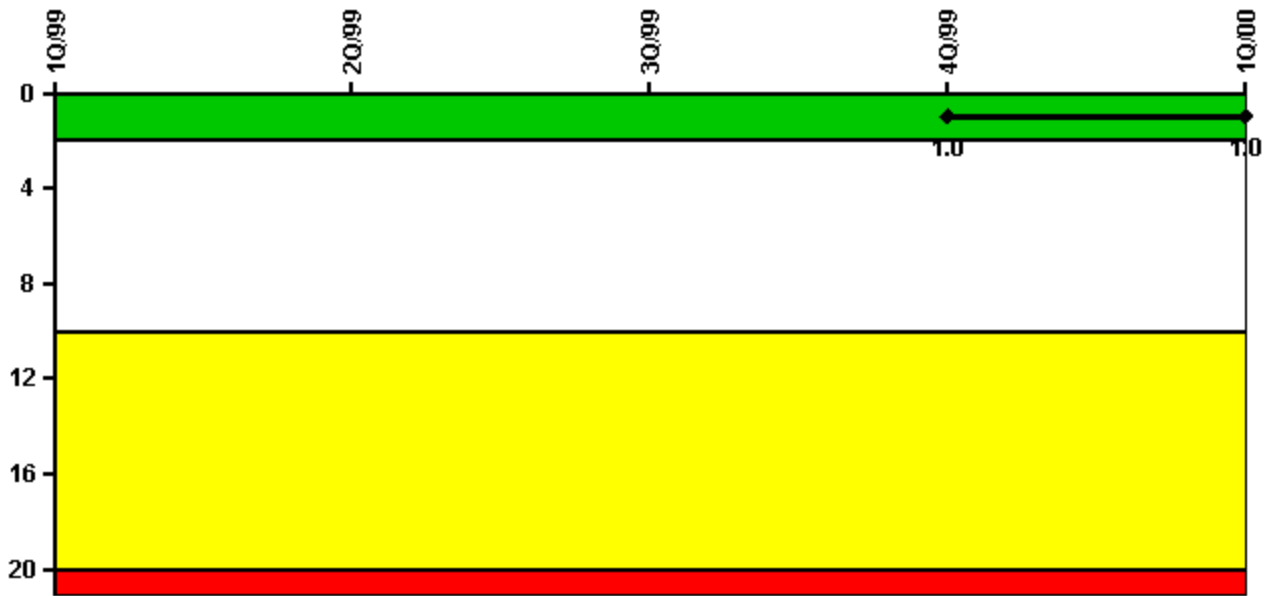
Thresholds: White > 3.0 Yellow > 6.0 Red > 25.0

Notes

Unplanned Scrams per 7000 Critical Hrs	1Q/99	2Q/99	3Q/99	4Q/99	1Q/00
Unplanned scrams	0	0	0	0	0
Critical hours	2160.0	2183.0	2208.0	1139.0	2184.0
Indicator value	0.8	0.8	0	0	0

Licensee Comments: none

Scrams with Loss of Normal Heat Removal



Thresholds: White > 2.0 Yellow > 10.0 Red > 20.0

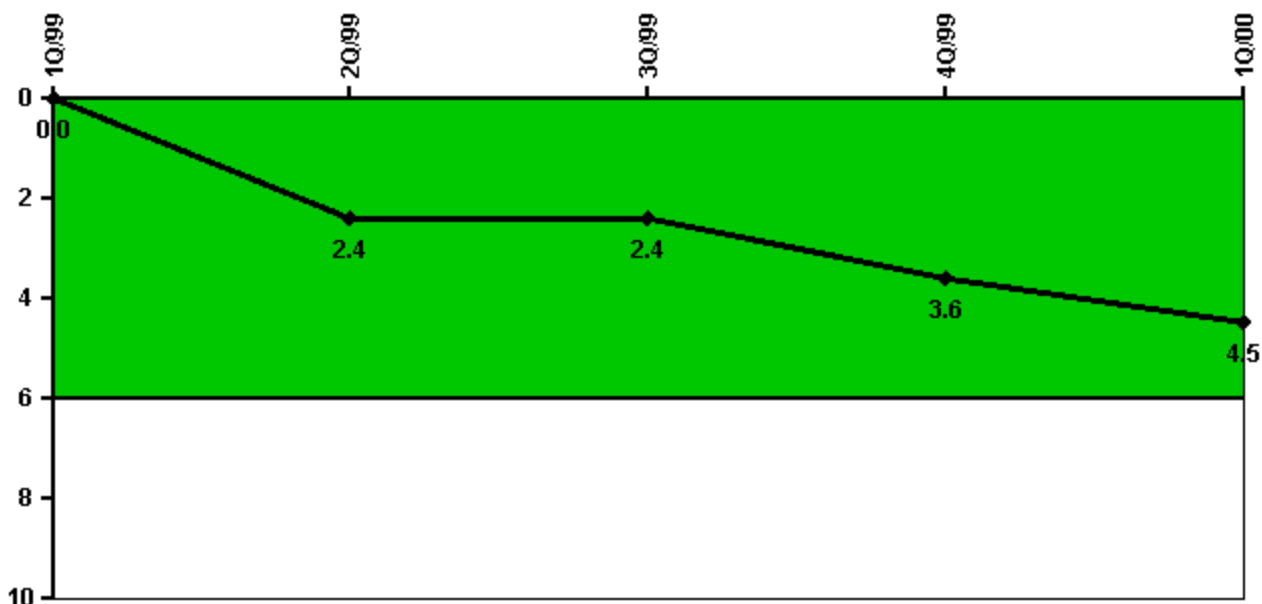
Notes

Scrams with Loss of Normal Heat Removal	1Q/99	2Q/99	3Q/99	4Q/99	1Q/00
Scrams	0	0	0	0	0
Indicator value				1.0	1.0

Licensee Comments:

1Q/98: Scrams with Loss of Normal Heat Removal for 1Q98 revised to reflect a change resulting from internal review. Change did not result in a threshold color change.

Unplanned Power Changes per 7000 Critical Hrs



Thresholds: White > 6.0

Notes

Unplanned Power Changes per 7000 Critical Hrs	1Q/99	2Q/99	3Q/99	4Q/99	1Q/00
Unplanned power changes	0	3.0	0	1.0	1.0
Critical hours	2160.0	2183.0	2208.0	1139.0	2184.0
Indicator value	0	2.4	2.4	3.6	4.5

Licensee Comments: none

Safety System Unavailability, Emergency AC Power



Thresholds: White > 2.5% Yellow > 5.0% Red > 10.0%

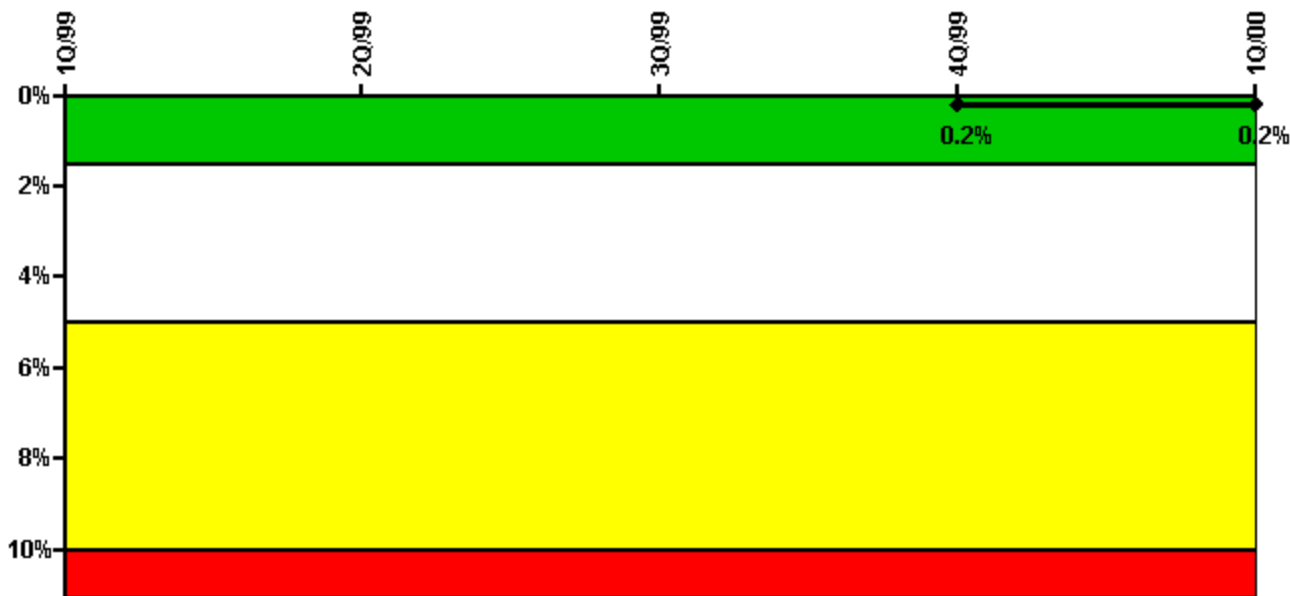
Notes

Safety System Unavailability, Emergency AC Power	1Q/99	2Q/99	3Q/99	4Q/99	1Q/00
Train 1					
Planned unavailable hours	34.60	0	14.50	0	51.46
Unplanned unavailable hours	0	0	0	0	52.60
Fault exposure hours	0	0	0	0	0
Effective Reset hours	0	0	0	0	0
Required hours	2160.00	2183.00	2208.00	2209.00	2184.00
Train 2					
Planned unavailable hours	33.70	4.95	20.00	0	35.24
Unplanned unavailable hours	0	0	61.81	0	0
Fault exposure hours	0	0	0	0	0
Effective Reset hours	0	0	0	0	0
Required hours	2160.00	2183.00	2208.00	2209.00	2184.00
Indicator value				0.7%	1.0%

Licensee Comments:

3Q/99: Emergency AC Safety System Unavailability for 2Q99 and 3Q99 revised to reflect changes resulting from internal review. Changes did not result in a threshold color change.

Safety System Unavailability, High Pressure Injection System (HPSI)



Thresholds: White > 1.5% Yellow > 5.0% Red > 10.0%

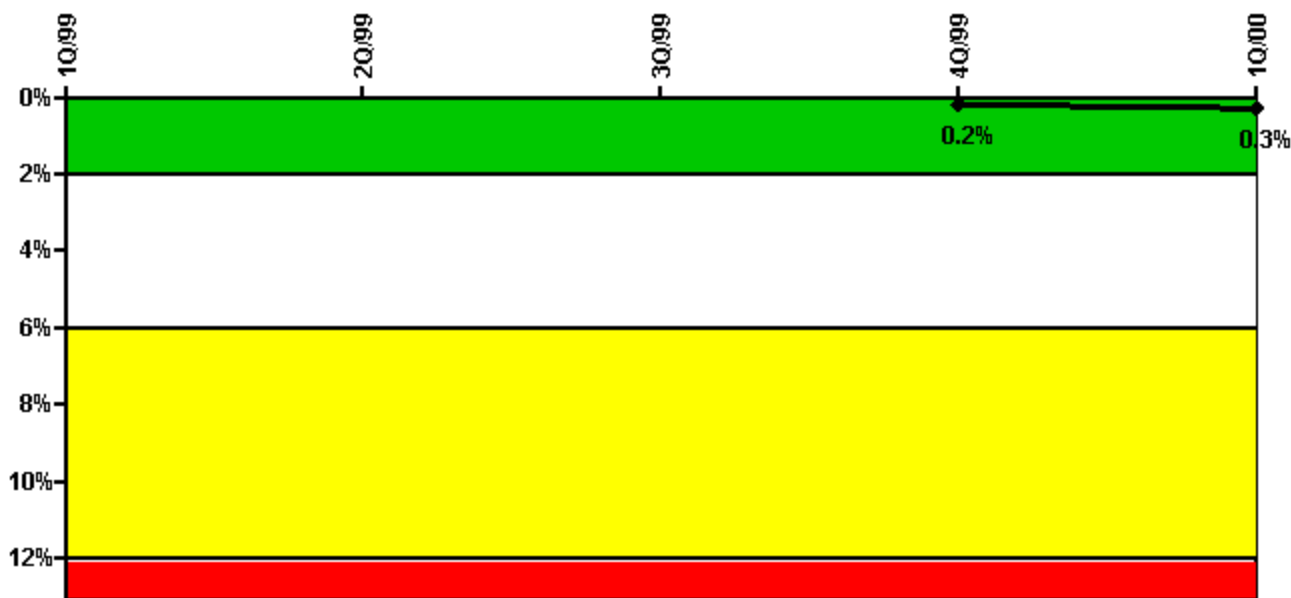
Notes

Safety System Unavailability, High Pressure Injection System (HPSI)	1Q/99	2Q/99	3Q/99	4Q/99	1Q/00
Train 1					
Planned unavailable hours	1.40	0.10	1.60	0	0
Unplanned unavailable hours	0	0	0	0	0
Fault exposure hours	0	0	0	0	0
Effective Reset hours	0	0	0	0	0
Required hours	2160.00	2183.00	2208.00	1325.40	2184.00
Train 2					
Planned unavailable hours	3.80	0	6.60	3.10	0
Unplanned unavailable hours	0	0	0	0	0
Fault exposure hours	0	0	0	3.10	0
Effective Reset hours	0	0	0	0	0
Required hours	2160.00	2183.00	2208.00	1325.40	2184.00
Indicator value				0.2%	0.2%

Licensee Comments:

4Q/99: HPI Safety System Unavailability for 2Q99 and 4Q99 revised to reflect changes resulting from internal review. Changes did not result in a threshold color change.

Safety System Unavailability, Heat Removal System (AFW)



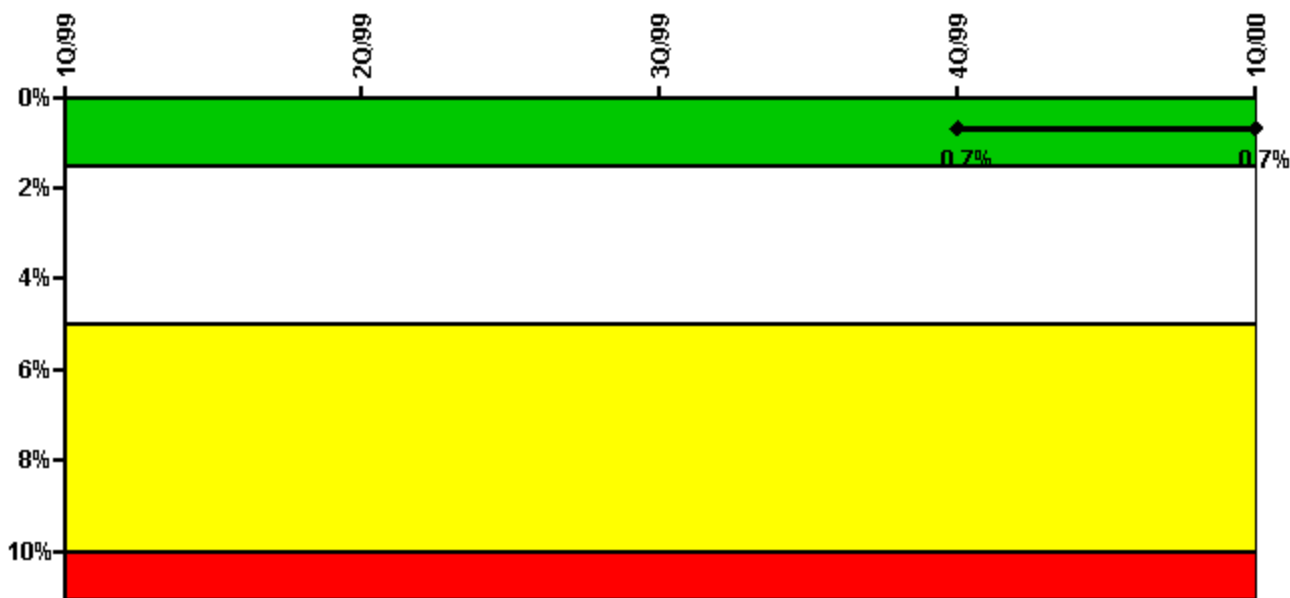
Thresholds: White > 2.0% Yellow > 6.0% Red > 12.0%

Notes

Safety System Unavailability, Heat Removal System (AFW)	1Q/99	2Q/99	3Q/99	4Q/99	1Q/00
Train 1					
Planned unavailable hours	0	8.80	0	1.00	17.12
Unplanned unavailable hours	0	0	0	0	0
Fault exposure hours	0	0	0	0	0
Effective Reset hours	0	0	0	0	0
Required hours	2160.00	2183.00	2208.00	1322.00	2184.00
Train 2					
Planned unavailable hours	0	2.70	7.70	0	8.50
Unplanned unavailable hours	0	0	0	0	0
Fault exposure hours	0	0	0	0	0
Effective Reset hours	0	0	0	0	0
Required hours	2160.00	2183.00	2208.00	1322.00	2184.00
Indicator value				0.2%	0.3%

Licensee Comments: none

Safety System Unavailability, Residual Heat Removal System



Thresholds: White > 1.5% Yellow > 5.0% Red > 10.0%

Notes

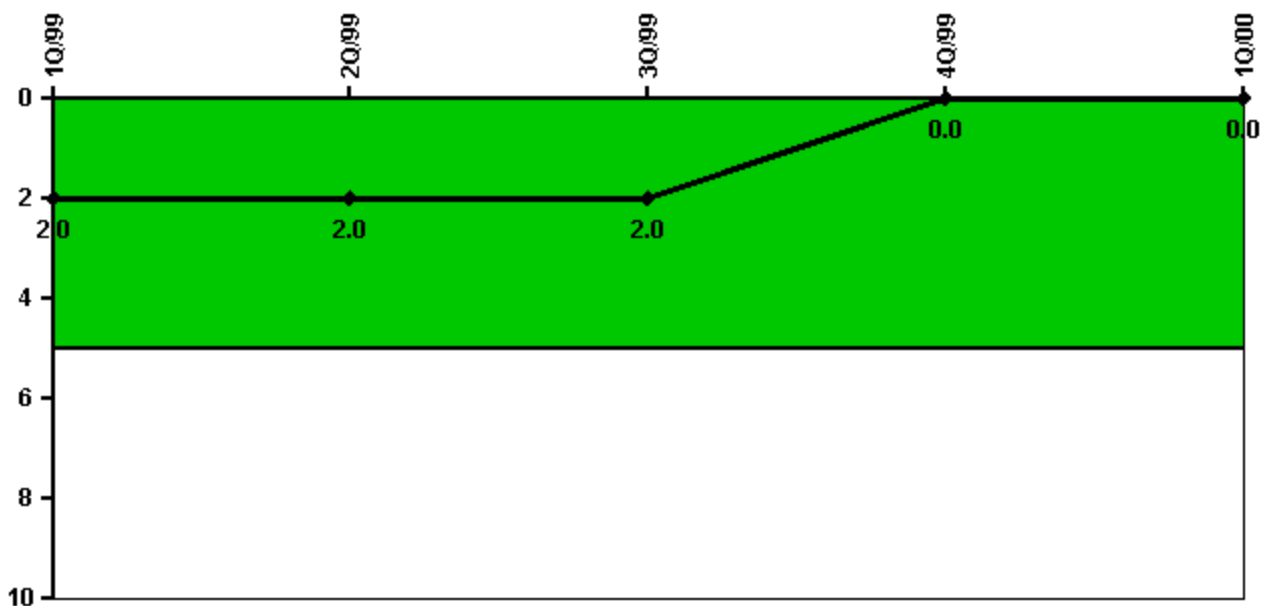
Safety System Unavailability, Residual Heat Removal System	1Q/99	2Q/99	3Q/99	4Q/99	1Q/00
Train 1					
Planned unavailable hours	36.80	0	20.70	0	0
Unplanned unavailable hours	0	0	0	0	17.70
Fault exposure hours	0	0	0	0	0
Effective Reset hours	0	0	0	0	0
Required hours	2160.00	2183.00	2208.00	2070.80	2184.00
Train 2					
Planned unavailable hours	25.80	60.50	18.20	3.10	0
Unplanned unavailable hours	0	0	0	0	0
Fault exposure hours	0	0	0	0	0
Effective Reset hours	0	0	0	0	0
Required hours	2160.00	2183.00	2208.00	2070.80	2184.00
Indicator value				0.7%	0.7%

Licensee Comments:

4Q/99: LPI/DH Safety System Unavailability for 1Q99, 2Q99, and 4Q99 revised to reflect changes resulting from internal review. Changes did not result in a threshold color change.

2Q/99: LPI/DH Safety System Unavailability for 2Q99 revised to reflect a change resulting from an internal review. Change did not result in a threshold color change.

Safety System Functional Failures (PWR)



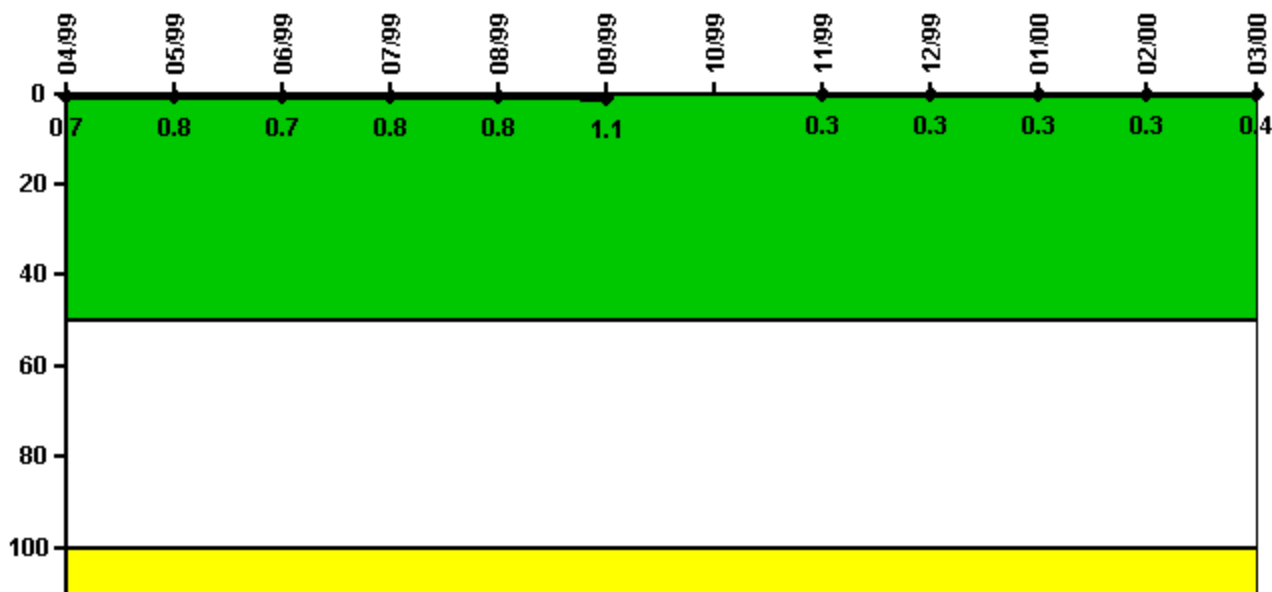
Thresholds: White > 5.0

Notes

Safety System Functional Failures (PWR)	1Q/99	2Q/99	3Q/99	4Q/99	1Q/00
Safety System Functional Failures	0	0	0	0	0
Indicator value	2	2	2	0	0

Licensee Comments: none

Reactor Coolant System Activity



Thresholds: White > 50.0 Yellow > 100.0

Notes

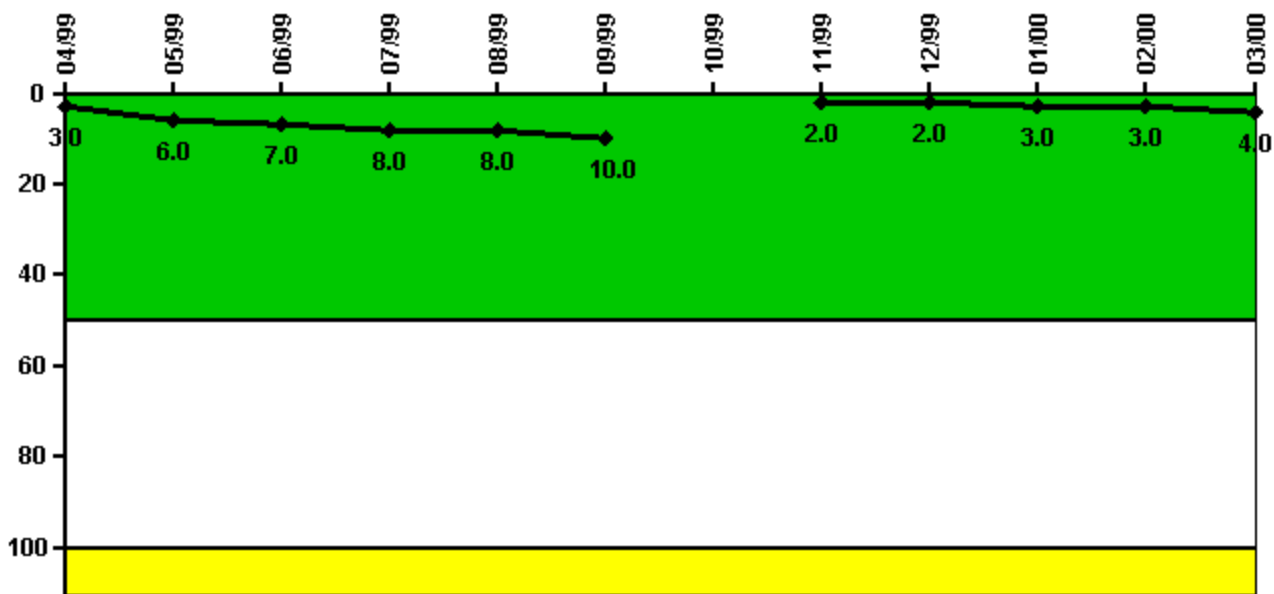
Reactor Coolant System Activity	4/99	5/99	6/99	7/99	8/99	9/99	10/99	11/99	12/99	1/00	2/00	3/00
Maximum activity	0.006873	0.007603	0.007497	0.007790	0.007881	0.011000	N/A	0.002507	0.003350	0.003040	0.003110	0.004000
Technical specification limit	1.0	1.0	1.0	1.0	1.0	1.0	1.0	1.0	1.0	1.0	1.0	1.0
Indicator value	0.7	0.8	0.7	0.8	0.8	1.1	N/A	0.3	0.3	0.3	0.3	0.4

Licensee Comments:

12/99: A null value was entered for 10/1999 instead of an N/A. CR-3 was in a refueling outage. RCSA was not calculated. No PI color change.

9/99: RCS Specific Activity for 3Q98, 4Q98, 2Q99, and 3Q99 revised to reflect changes resulting from internal review. Changes did not result in a threshold color change.

Reactor Coolant System Leakage



Thresholds: White > 50.0 Yellow > 100.0

Notes


Reactor Coolant System Leakage	4/99	5/99	6/99	7/99	8/99	9/99	10/99	11/99	12/99	1/00	2/00	3/00
Maximum leakage	0.300	0.600	0.700	0.800	0.800	1.000	N/A	0.200	0.200	0.300	0.300	0.400
Technical specification limit	10.0	10.0	10.0	10.0	10.0	10.0	10.0	10.0	10.0	10.0	10.0	10.0
Indicator value	3.0	6.0	7.0	8.0	8.0	10.0	N/A	2.0	2.0	3.0	3.0	4.0

Licensee Comments:

12/99: A null value was entered for 10/1999 instead of an N/A. CR-3 was in a refueling outage. RCSSL was not calculated. No PI color change.

6/99: RCS Identified Leak Rate for 1Q98 and 2Q99 revised to reflect changes resulting from internal review. Changes did not result in a threshold color change.

Drill/Exercise Performance



Thresholds: White < 90.0% Yellow < 70.0%

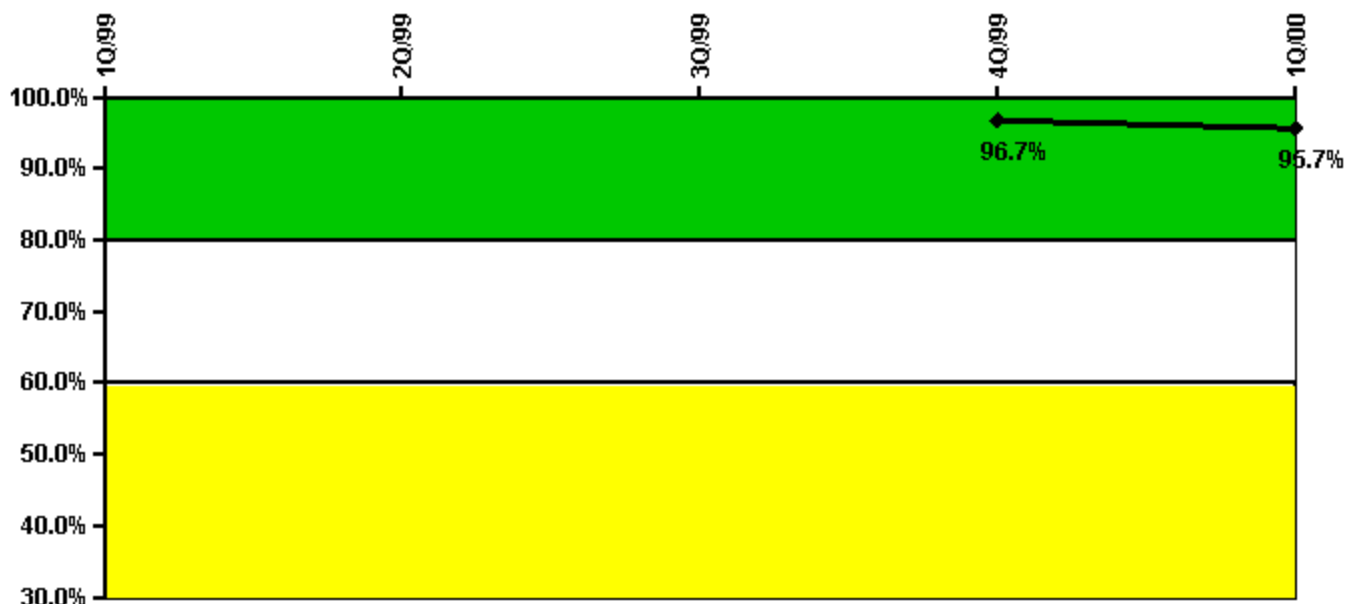
Notes

Drill/Exercise Performance	1Q/99	2Q/99	3Q/99	4Q/99	1Q/00
Successful opportunities	9.0	51.0	21.0	110.0	32.0
Total opportunities	9.0	52.0	21.0	112.0	32.0
Indicator value				97.8%	98.0%

Licensee Comments:

4Q/99: ERO Drill/Exercise Performance for 3Q98, 2Q99, 3Q99, and 4Q99 revised to reflect changes resulting from internal review. Changes did not result in a threshold color change.

ERO Drill Participation



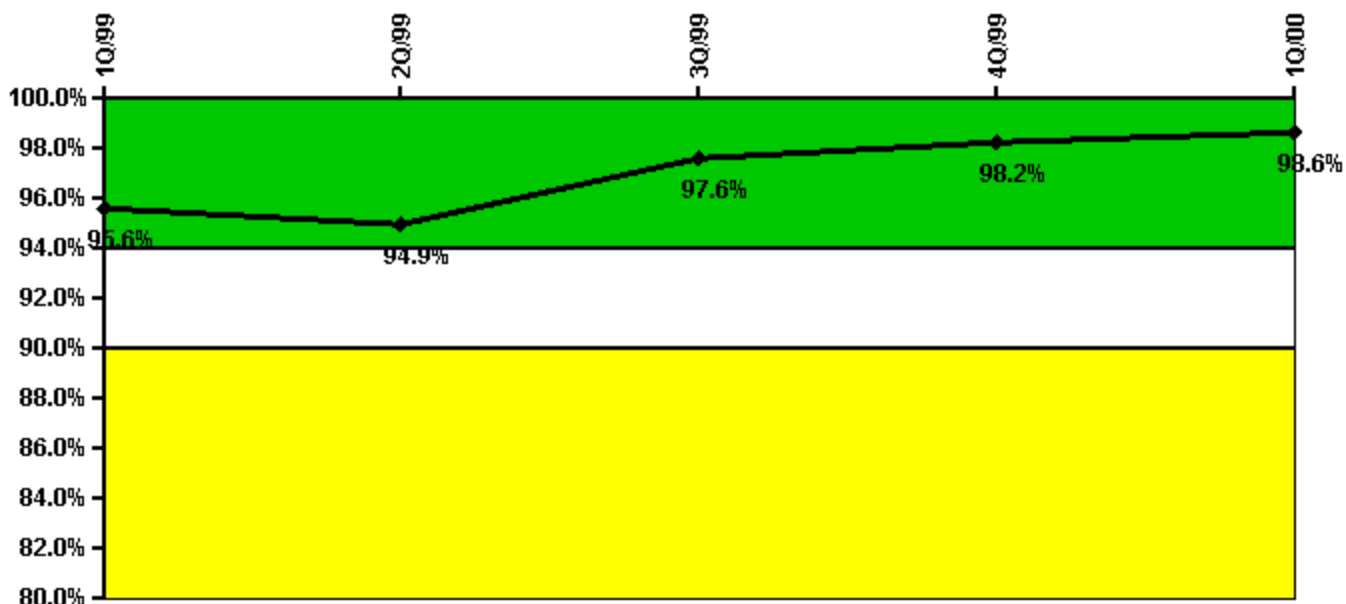
Thresholds: White < 80.0% Yellow < 60.0%

Notes

ERO Drill Participation	1Q/99	2Q/99	3Q/99	4Q/99	1Q/00
Participating Key personnel				59.0	67.0
Total Key personnel				61.0	70.0
Indicator value				96.7%	95.7%

Licensee Comments: none

Alert & Notification System



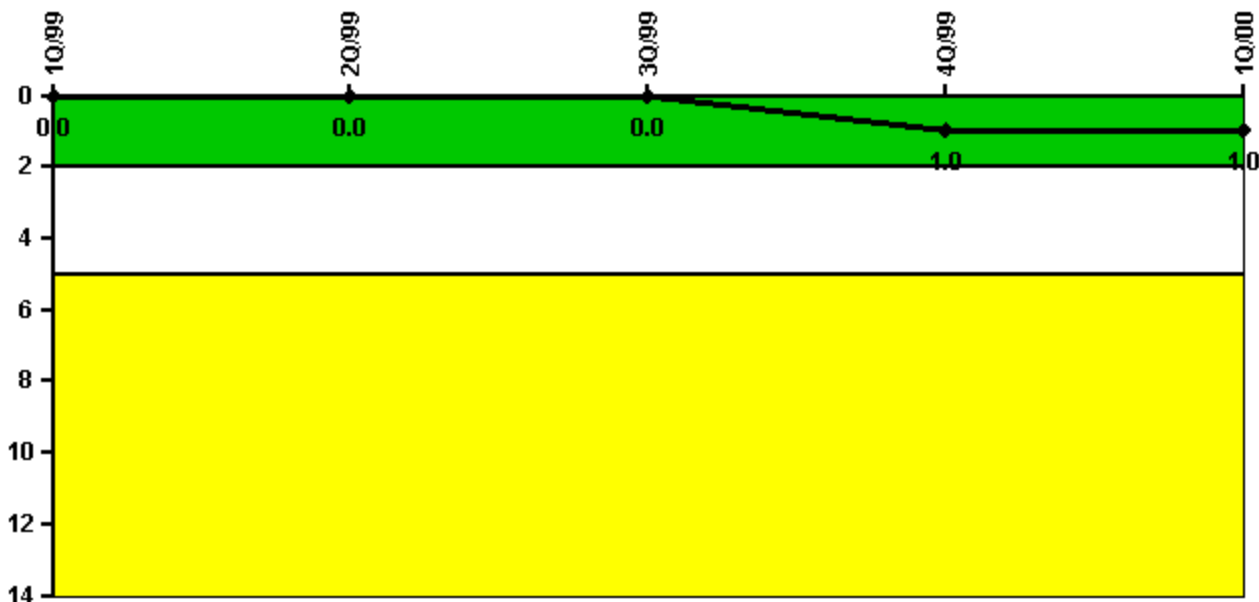
Thresholds: White < 94.0% Yellow < 90.0%

Notes

Alert & Notification System	1Q/99	2Q/99	3Q/99	4Q/99	1Q/00
Successful siren-tests	623	591	584	1265	1384
Total sirens-tests	640	600	600	1280	1400
Indicator value	95.6%	94.9%	97.6%	98.2%	98.6%

Licensee Comments: none

Occupational Exposure Control Effectiveness



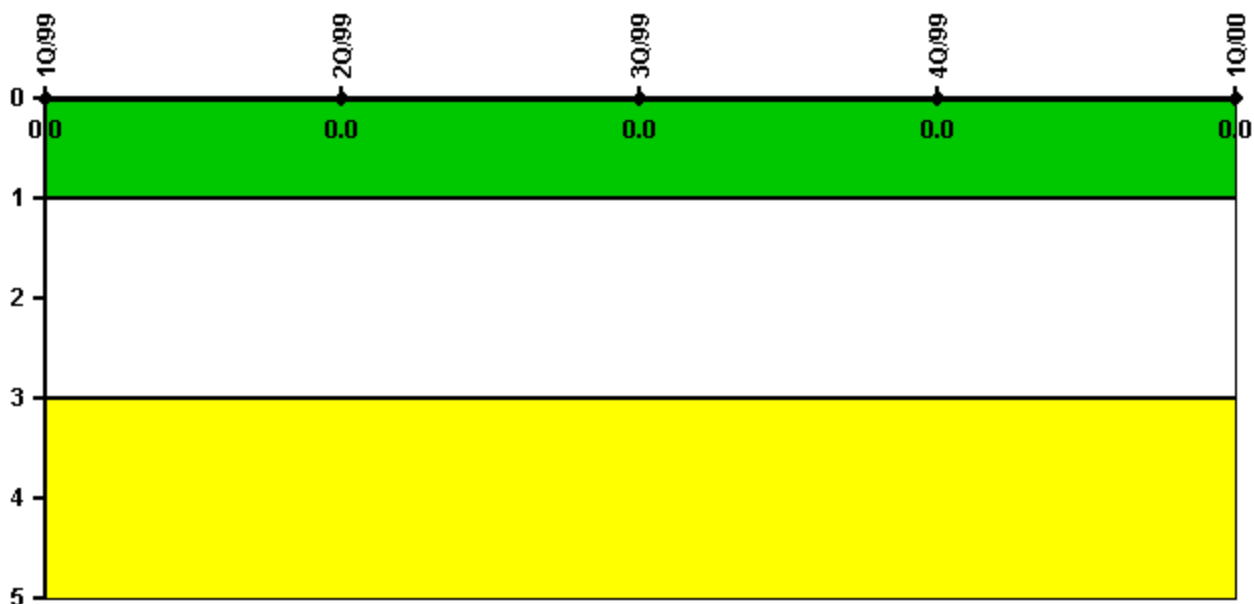
Thresholds: White > 2.0 Yellow > 5.0

Notes

Occupational Exposure Control Effectiveness	1Q/99	2Q/99	3Q/99	4Q/99	1Q/00
High radiation area occurrences	0	0	0	0	0
Very high radiation area occurrences	0	0	0	0	0
Unintended exposure occurrences	0	0	0	1	0
Indicator value	0	0	0	1	1

Licensee Comments: none

RETS/ODCM Radiological Effluent



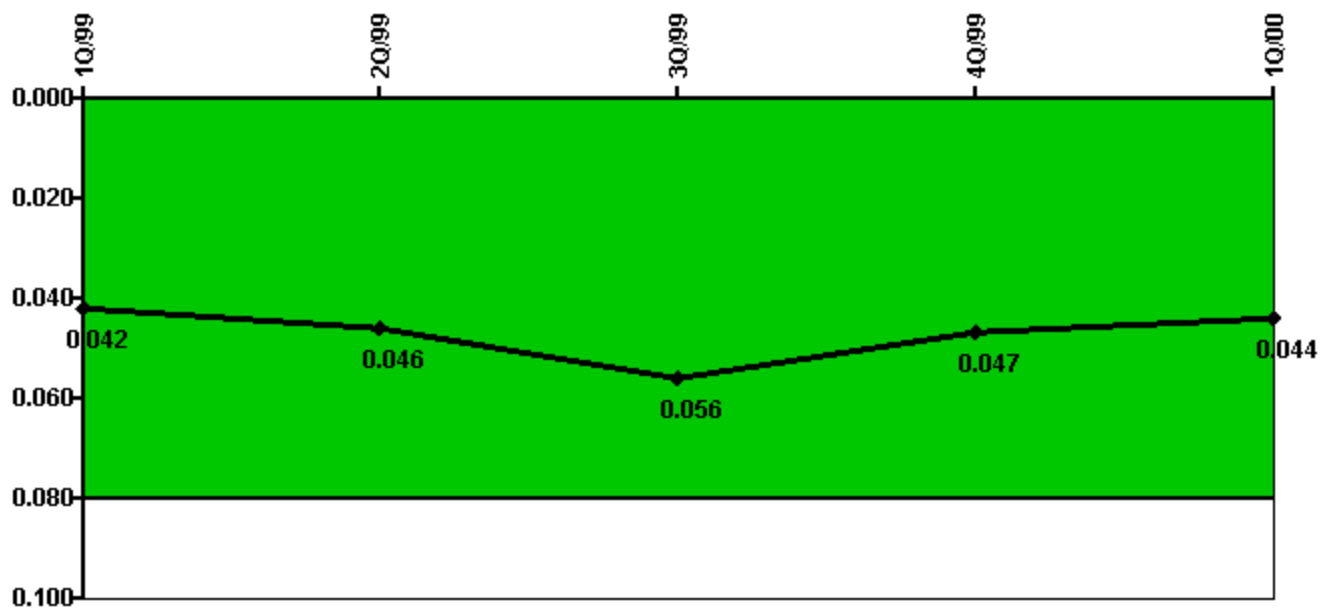
Thresholds: White > 1.0 Yellow > 3.0

Notes

RETS/ODCM Radiological Effluent	1Q/99	2Q/99	3Q/99	4Q/99	1Q/00
RETS/ODCM occurrences	0	0	0	0	0
Indicator value	0	0	0	0	0

Licensee Comments: none

Protected Area Security Performance Index



Thresholds: White > 0.080

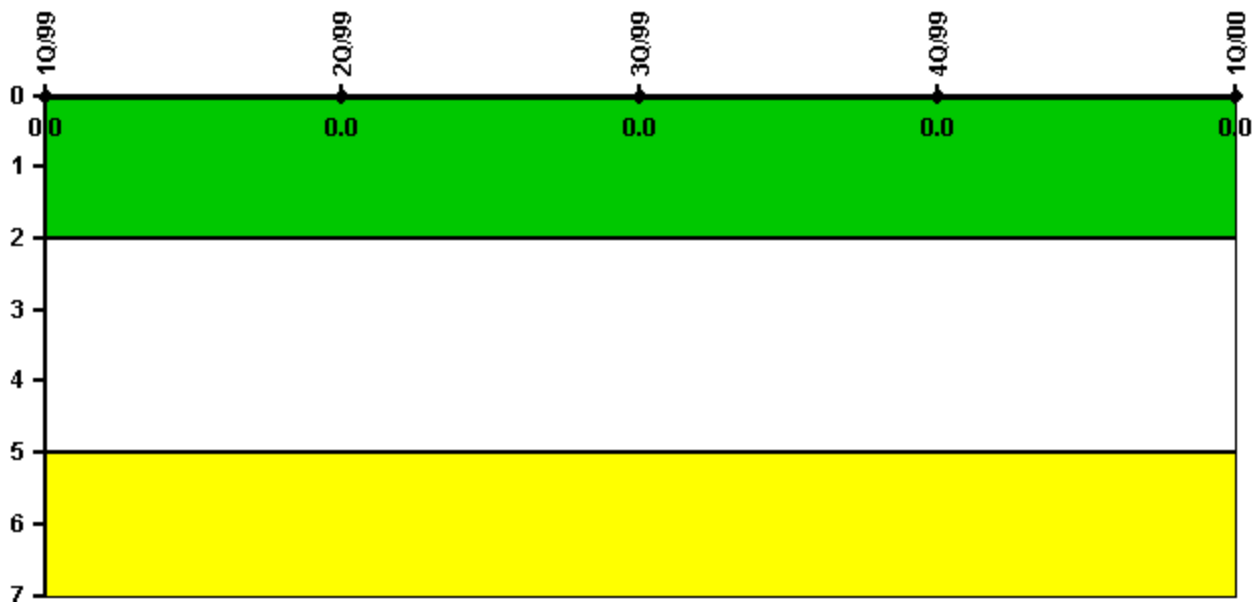
Notes

Protected Area Security Performance Index	1Q/99	2Q/99	3Q/99	4Q/99	1Q/00
IDS compensatory hours	556.50	122.75	314.50	141.00	437.12
CCTV compensatory hours	3.0	0.3	13.5	16.8	32.7
IDS normalization factor	1.45	1.45	1.45	1.45	1.45
CCTV normalization factor	1.0	1.0	1.0	1.0	1.0
Index Value	0.042	0.046	0.056	0.047	0.044

Licensee Comments:

4Q/99: PA Security Equipment for 1Q98, 2Q98, 3Q98, 4Q98, 1Q99, 3Q99, and 4Q99 revised to reflect changes resulting from internal review. Changes did not result in a threshold color change.

Personnel Screening Program



Thresholds: White > 2.0 Yellow > 5.0

Notes

Personnel Screening Program	1Q/99	2Q/99	3Q/99	4Q/99	1Q/00
Program failures	0	0	0	0	0
Indicator value	0	0	0	0	0

Licensee Comments: none

FFD/Personnel Reliability



Thresholds: White > 2.0 Yellow > 5.0

Notes

FFD/Personnel Reliability	1Q/99	2Q/99	3Q/99	4Q/99	1Q/00
Program Failures	0	0	0	0	0
Indicator value	0	0	0	0	0

Licensee Comments: none

[PI Summary](#) | [Inspection Findings Summary](#) | [Reactor Oversight Process](#)

Last Modified: April 1, 2002