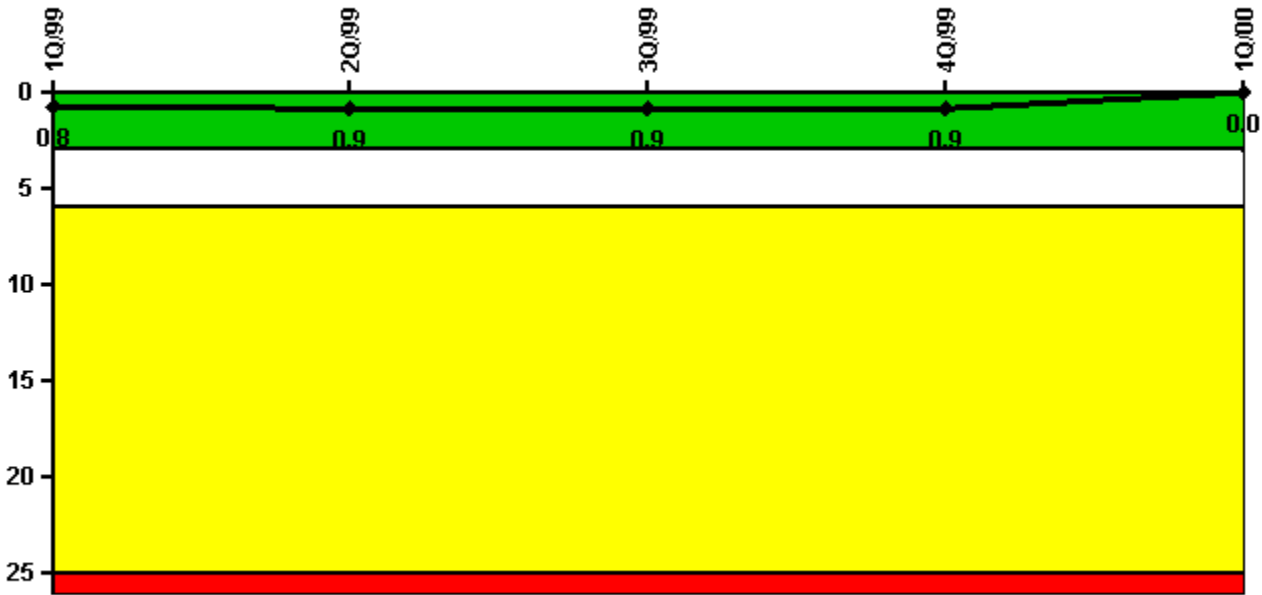


Comanche Peak 2

1Q/2000 Performance Indicators

Licensee's General Comments: none

Unplanned Scrams per 7000 Critical Hrs



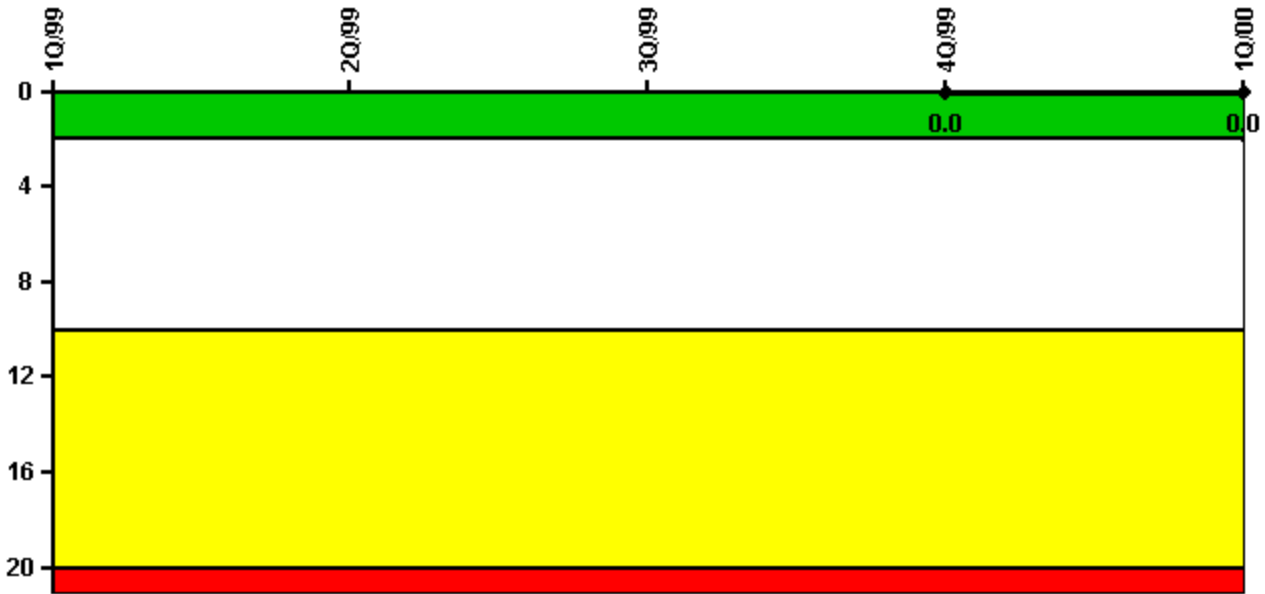
Thresholds: White > 3.0 Yellow > 6.0 Red > 25.0

Notes

Unplanned Scrams per 7000 Critical Hrs	1Q/99	2Q/99	3Q/99	4Q/99	1Q/00
Unplanned scrams	1.0	0	0	0	0
Critical hours	1834.0	1708.0	2208.0	2209.0	2184.0
Indicator value	0.8	0.9	0.9	0.9	0

Licensee Comments: none

Scrams with Loss of Normal Heat Removal



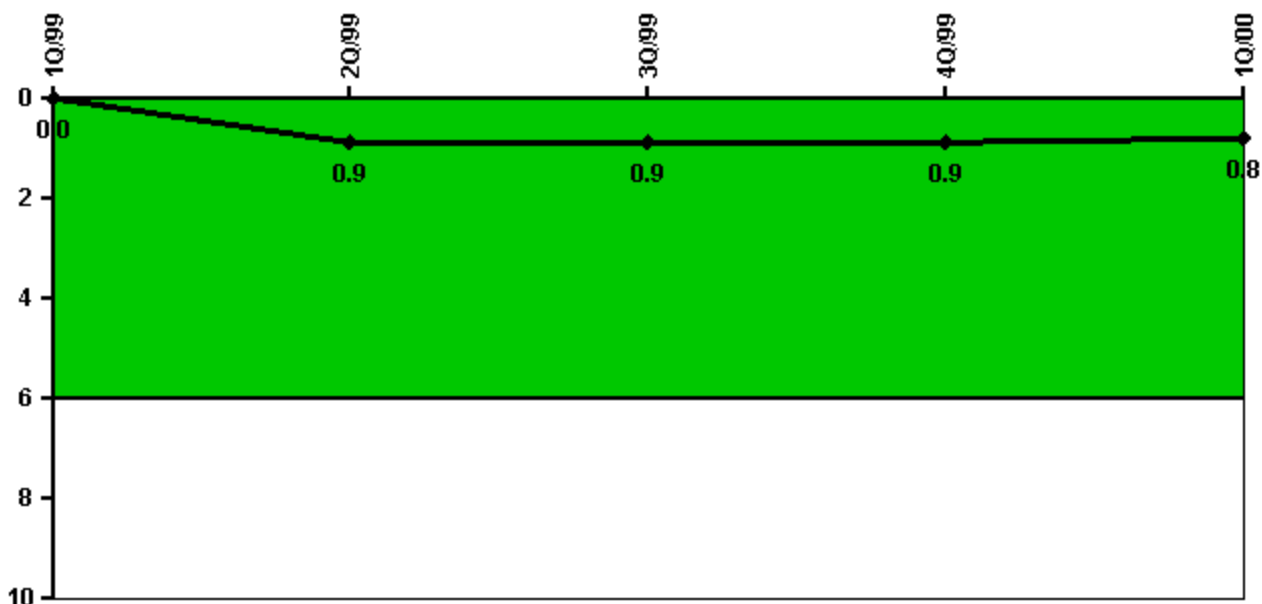
Thresholds: White > 2.0 Yellow > 10.0 Red > 20.0

Notes

Scrams with Loss of Normal Heat Removal	1Q/99	2Q/99	3Q/99	4Q/99	1Q/00
Scrams	0	0	0	0	0
Indicator value				0	0

Licensee Comments: none

Unplanned Power Changes per 7000 Critical Hrs



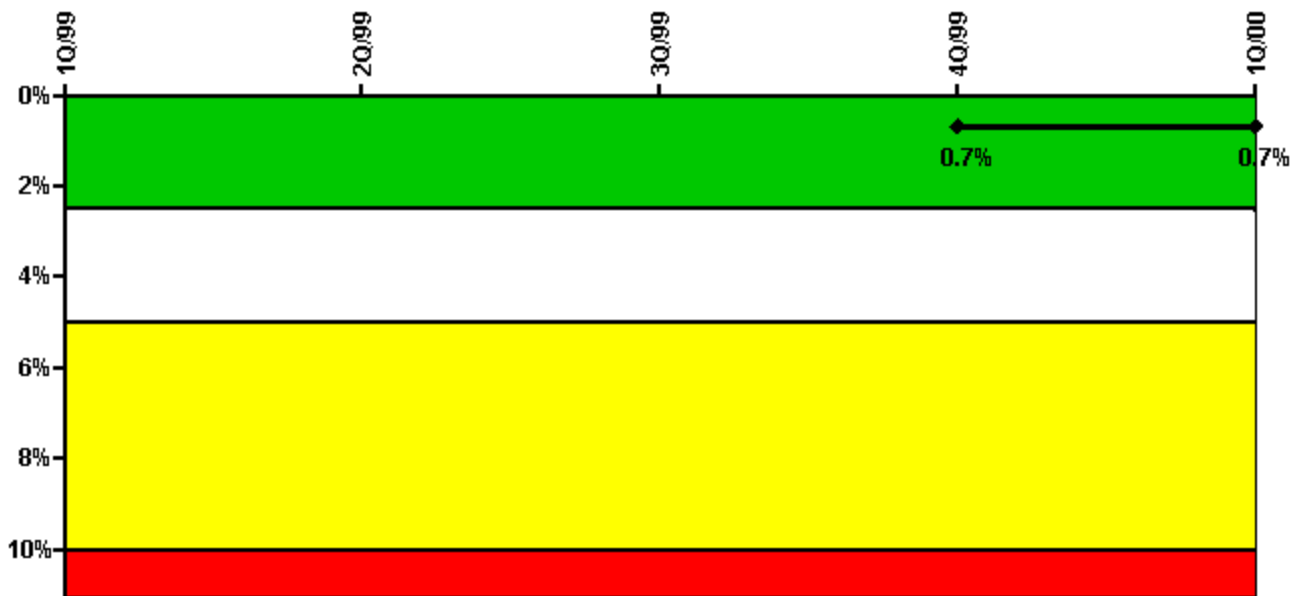
Thresholds: White > 6.0

Notes

Unplanned Power Changes per 7000 Critical Hrs	1Q/99	2Q/99	3Q/99	4Q/99	1Q/00
Unplanned power changes	0	1.0	0	0	0
Critical hours	1834.0	1708.0	2208.0	2209.0	2184.0
Indicator value	0	0.9	0.9	0.9	0.8

Licensee Comments: none

Safety System Unavailability, Emergency AC Power



Thresholds: **White** > 2.5% **Yellow** > 5.0% **Red** > 10.0%

Notes

Safety System Unavailability, Emergency AC Power	1Q/99	2Q/99	3Q/99	4Q/99	1Q/00
Train 1					
Planned unavailable hours	29.10	6.50	5.50	4.60	14.00
Unplanned unavailable hours	0	0	16.30	0	0
Fault exposure hours	0	0	0	0	0
Effective Reset hours	0	0	0	0	0
Required hours	2160.00	2183.00	2208.00	2209.00	2184.00
Train 2					
Planned unavailable hours	27.40	3.30	4.30	3.30	12.80
Unplanned unavailable hours	0	0	0	0	0
Fault exposure hours	0	0	0	0	0
Effective Reset hours	0	0	0	0	0
Required hours	2160.00	2183.00	2208.00	2209.00	2184.00
Indicator value				0.7%	0.7%

Licensee Comments:

1Q/00: Minor changes to data were based on program review and had no impact to PI trend or color of indicator.

1Q/97: Insert zeros in fields previously left blank. NO IMPACT TO COLOR OF INDICATOR.

Safety System Unavailability, High Pressure Injection System (HPSI)



Thresholds: White > 1.5% Yellow > 5.0% Red > 10.0%

Notes

Safety System Unavailability, High Pressure Injection System (HPSI)	1Q/99	2Q/99	3Q/99	4Q/99	1Q/00
Train 1					
Planned unavailable hours	25.90	18.20	1.60	6.90	13.40
Unplanned unavailable hours	0	0	0	0	0
Fault exposure hours	0	0	0	0	0
Effective Reset hours	0	0	0	0	0
Required hours	1834.00	1708.00	2208.00	2209.00	2184.00
Train 2					
Planned unavailable hours	14.10	1.70	3.40	13.10	12.30
Unplanned unavailable hours	0	0	0	0	0
Fault exposure hours	0	0	0	0	0
Effective Reset hours	0	0	0	0	0
Required hours	1834.00	1708.00	2208.00	2209.00	2184.00
Train 3					
Planned unavailable hours	6.30	0.80	0	0	0.30
Unplanned unavailable hours	0	0	0	0	0
Fault exposure hours	0	0	0	0	0
Effective Reset hours	0	0	0	0	0
Required hours	1834.00	1708.00	2208.00	2209.00	2184.00
Train 4					
Planned unavailable hours	1.70	0	1.10	1.70	0.80
Unplanned unavailable hours	0	0	0	0	0.30
Fault exposure hours	0	0	0	0	0
Effective Reset hours	0	0	0	0	0
Required hours	1834.00	1708.00	2208.00	2209.00	2184.00
Indicator value				0.4%	0.4%

Licensee Comments:

1Q/97: Insert zeros in fields previously left blank. NO IMPACT TO COLOR OF INDICATOR.

Safety System Unavailability, Heat Removal System (AFW)



Thresholds: White > 2.0% Yellow > 6.0% Red > 12.0%

Notes

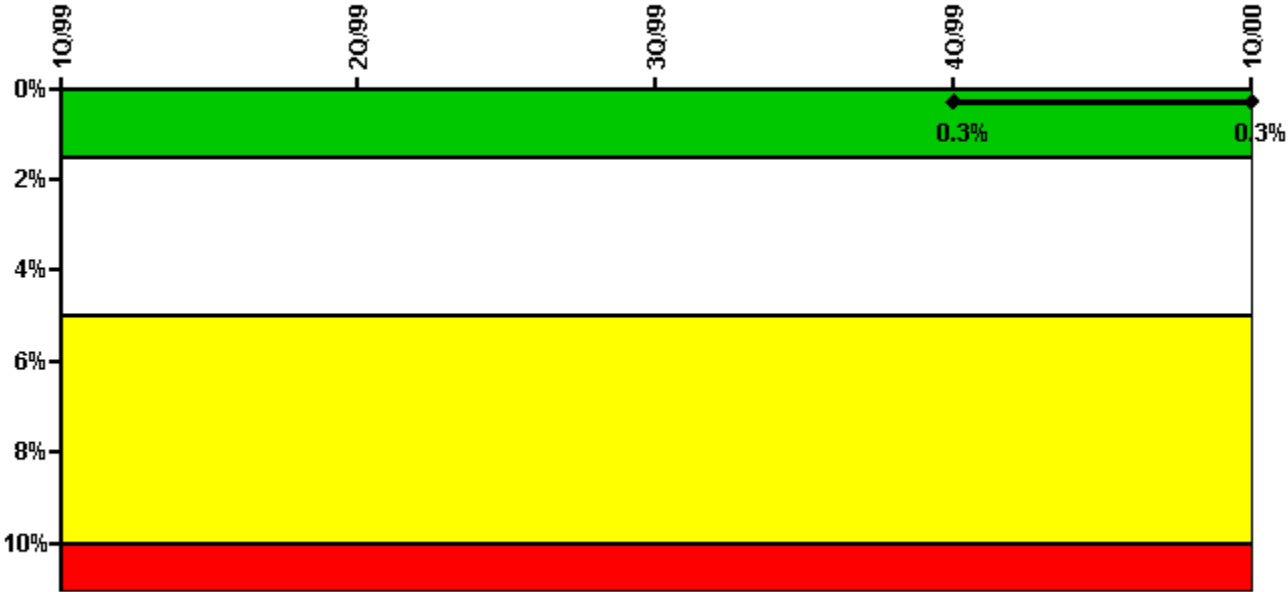
Safety System Unavailability, Heat Removal System (AFW)	1Q/99	2Q/99	3Q/99	4Q/99	1Q/00
Train 1					
Planned unavailable hours	2.40	28.80	2.30	9.50	4.10
Unplanned unavailable hours	0	0	0	0	0
Fault exposure hours	0	0	0	0	0
Effective Reset hours	0	0	0	0	0
Required hours	1834.00	1708.00	2208.00	2209.00	2184.00
Train 2					
Planned unavailable hours	2.30	19.30	1.70	2.80	1.60
Unplanned unavailable hours	0	0	0	0	0
Fault exposure hours	0	0	0	0	0
Effective Reset hours	0	0	0	0	0
Required hours	1834.00	1708.00	2208.00	2209.00	2184.00
Train 3					
Planned unavailable hours	23.80	31.60	4.10	11.80	1.60
Unplanned unavailable hours	0	0	0	0	0
Fault exposure hours	0	0	0	0	0
Effective Reset hours	0	0	0	0	0
Required hours	1834.00	1708.00	2208.00	2209.00	2184.00
Indicator value				0.6%	0.6%

Licensee Comments:

4Q/99:

1Q/97: Insert zeros in fields previously left blank. NO IMPACT TO COLOR OF INDICATOR.

Safety System Unavailability, Residual Heat Removal System



Thresholds: **White** > 1.5% **Yellow** > 5.0% **Red** > 10.0%

Notes

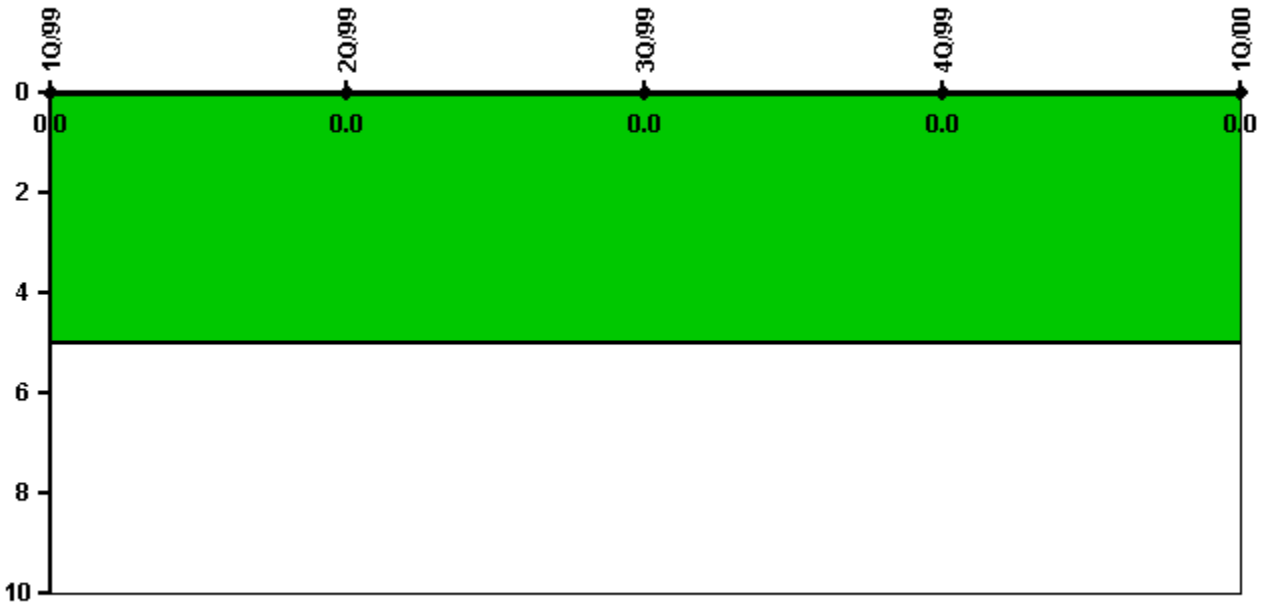
Safety System Unavailability, Residual Heat Removal System	1Q/99	2Q/99	3Q/99	4Q/99	1Q/00
Train 1					
Planned unavailable hours	0.40	0.30	0.60	0.30	9.50
Unplanned unavailable hours	0	0	0	0	0
Fault exposure hours	0	0	0	0	0
Effective Reset hours	0	0	0	0	0
Required hours	2160.00	2183.00	2208.00	2209.00	2184.00
Train 2					
Planned unavailable hours	23.00	0.60	0.80	1.50	0.40
Unplanned unavailable hours	0	0	0	0	0
Fault exposure hours	0	0	0	0	0
Effective Reset hours	0	0	0	0	0
Required hours	2160.00	2183.00	2208.00	2209.00	2184.00
Indicator value				0.3%	0.3%

Licensee Comments:

2Q/97:

1Q/97: Insert zeros in fields previously left blank. NO IMPACT TO COLOR OF INDICATOR.

Safety System Functional Failures (PWR)



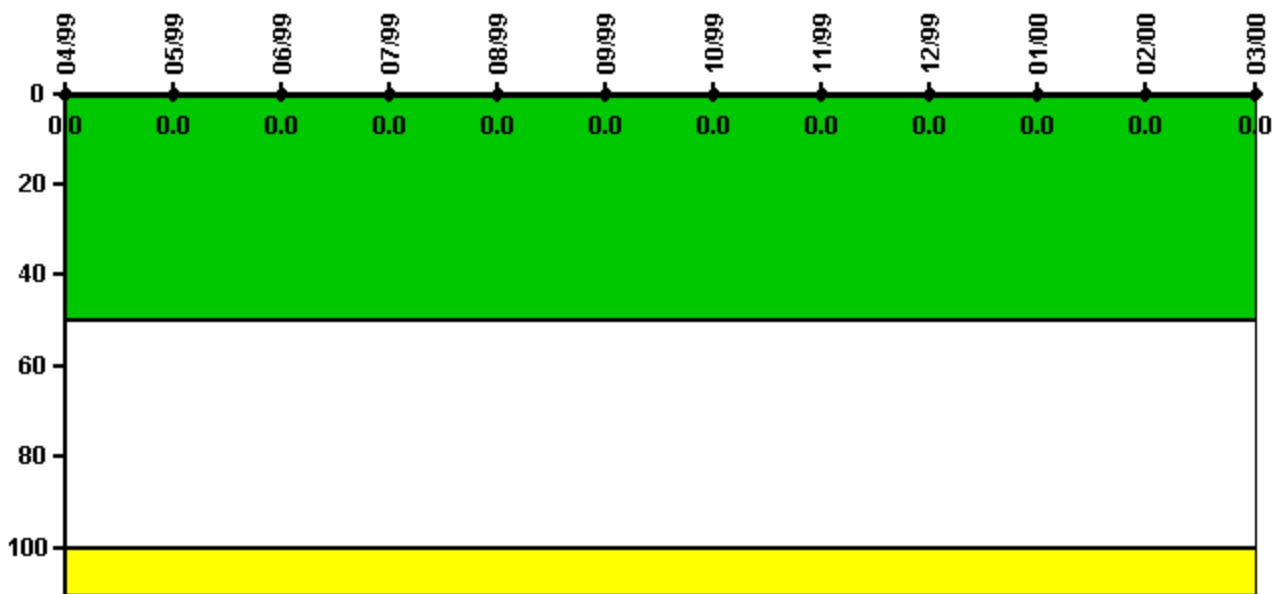
Thresholds: White > 5.0

Notes

Safety System Functional Failures (PWR)	1Q/99	2Q/99	3Q/99	4Q/99	1Q/00
Safety System Functional Failures	0	0	0	0	0
Indicator value	0	0	0	0	0

Licensee Comments: none

Reactor Coolant System Activity



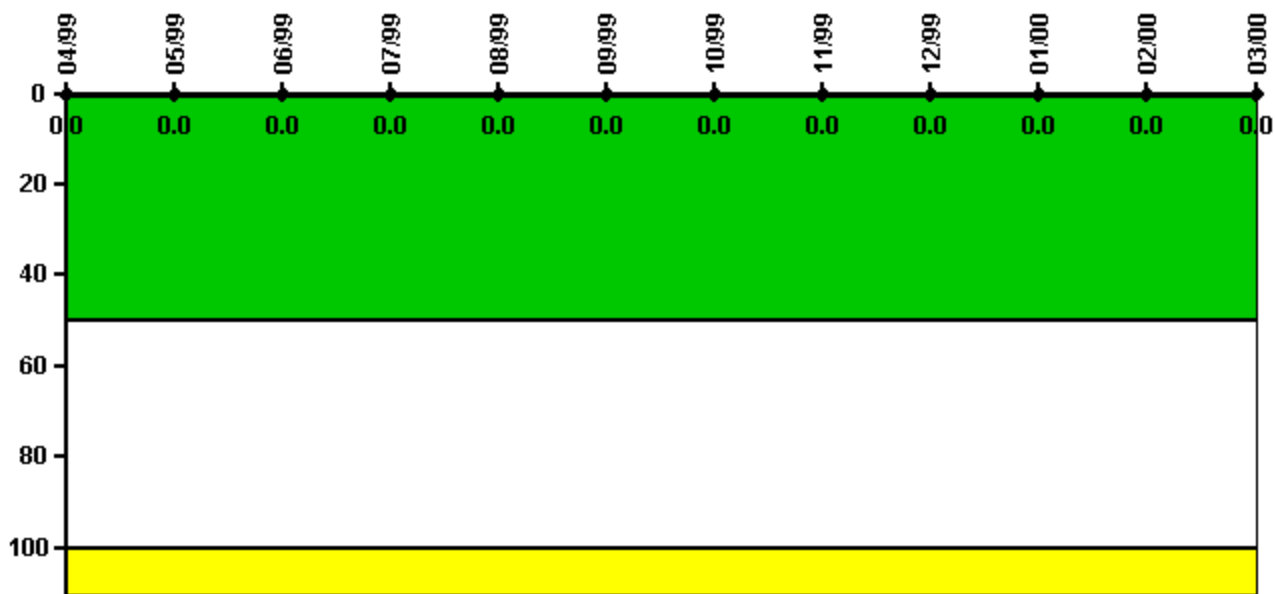
Thresholds: White > 50.0 Yellow > 100.0

Notes

Reactor Coolant System Activity	4/99	5/99	6/99	7/99	8/99	9/99	10/99	11/99	12/99	1/00	2/00	3/00
Maximum activity	0.000112	0.000115	0.000155	0.000129	0.000130	0.000153	0.000146	0.000140	0.000168	0.000152	0.000159	0.000160
Technical specification limit	1.0	1.0	1.0	1.0	1.0	1.0	1.0	1.0	1.0	1.0	1.0	1.0
Indicator value	0	0	0	0	0	0	0	0	0	0	0	0

Licensee Comments: none

Reactor Coolant System Leakage




Thresholds: White > 50.0 Yellow > 100.0

Notes

Reactor Coolant System Leakage	4/99	5/99	6/99	7/99	8/99	9/99	10/99	11/99	12/99	1/00	2/00	3/00
Maximum leakage	0	0	0	0	0	0	0	0	0	0	0	0
Technical specification limit	10.0	10.0	10.0	10.0	10.0	10.0	10.0	10.0	10.0	10.0	10.0	10.0
Indicator value	0	0	0	0	0	0	0	0	0	0	0	0

Licensee Comments: none

Drill/Exercise Performance




Thresholds: White < 90.0% Yellow < 70.0%

Notes

Drill/Exercise Performance	1Q/99	2Q/99	3Q/99	4Q/99	1Q/00
Successful opportunities	20.0	94.0	10.0	0	28.0
Total opportunities	20.0	95.0	10.0	0	28.0
Indicator value				98.9%	99.0%

Licensee Comments: none

ERO Drill Participation



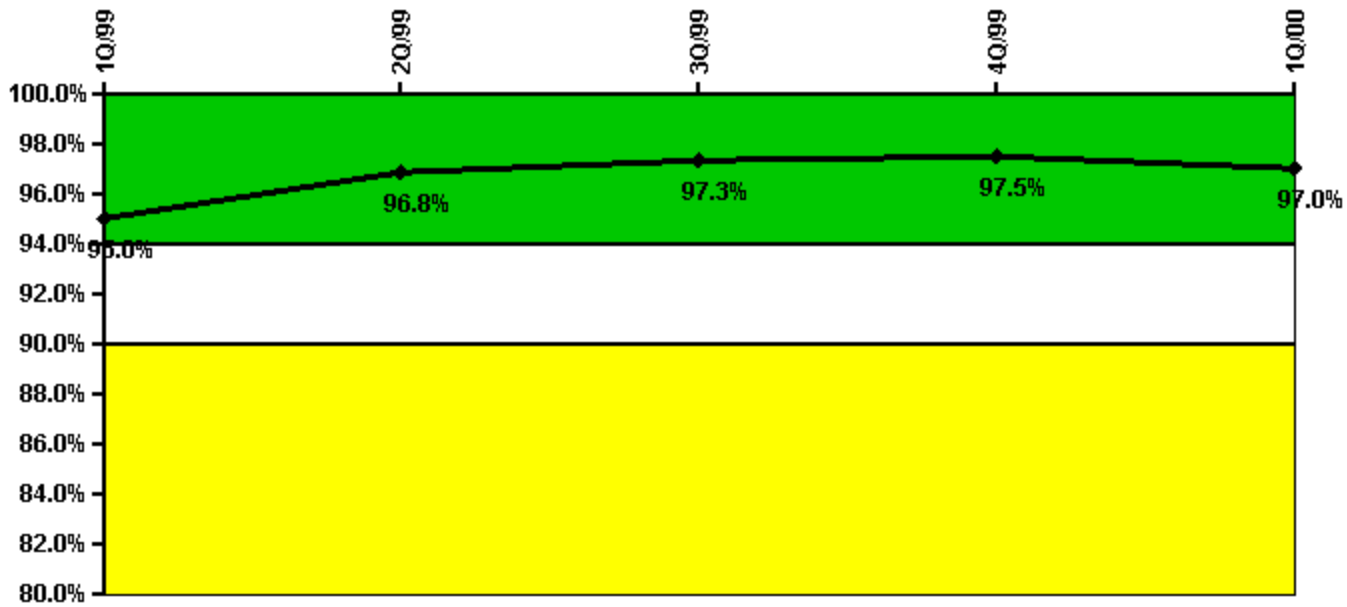
Thresholds: White < 80.0% Yellow < 60.0%

Notes

ERO Drill Participation	1Q/99	2Q/99	3Q/99	4Q/99	1Q/00
Participating Key personnel				62.0	65.0
Total Key personnel				67.0	67.0
Indicator value				92.5%	97.0%

Licensee Comments: none

Alert & Notification System



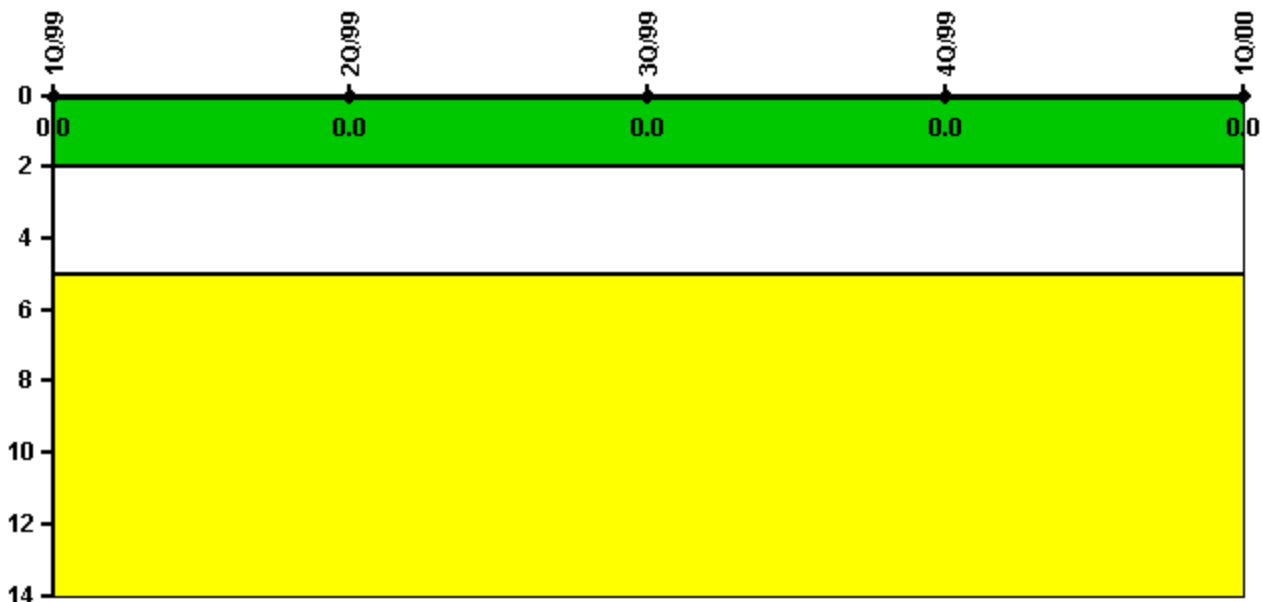
Thresholds: White < 94.0% Yellow < 90.0%

Notes

Alert & Notification System	1Q/99	2Q/99	3Q/99	4Q/99	1Q/00
Successful siren-tests	198	192	196	191	189
Total sirens-tests	203	198	198	198	198
Indicator value	95.0%	96.8%	97.3%	97.5%	97.0%

Licensee Comments: none

Occupational Exposure Control Effectiveness



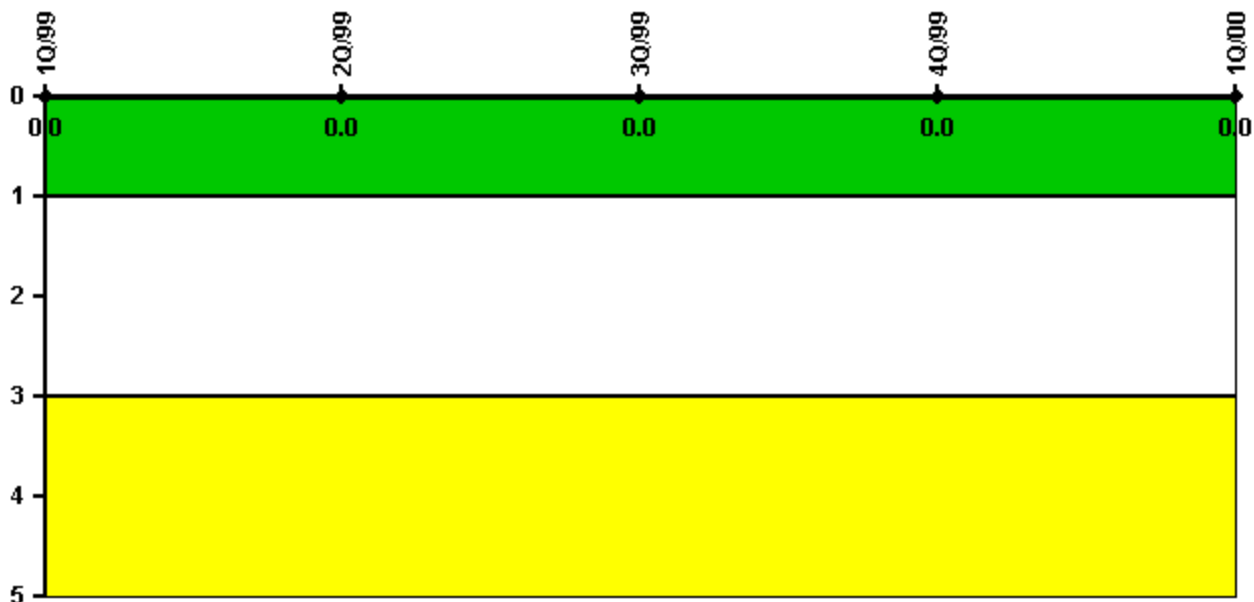
Thresholds: White > 2.0 Yellow > 5.0

Notes

Occupational Exposure Control Effectiveness	1Q/99	2Q/99	3Q/99	4Q/99	1Q/00
High radiation area occurrences	0	0	0	0	0
Very high radiation area occurrences	0	0	0	0	0
Unintended exposure occurrences	0	0	0	0	0
Indicator value	0	0	0	0	0

Licensee Comments: none

RETS/ODCM Radiological Effluent



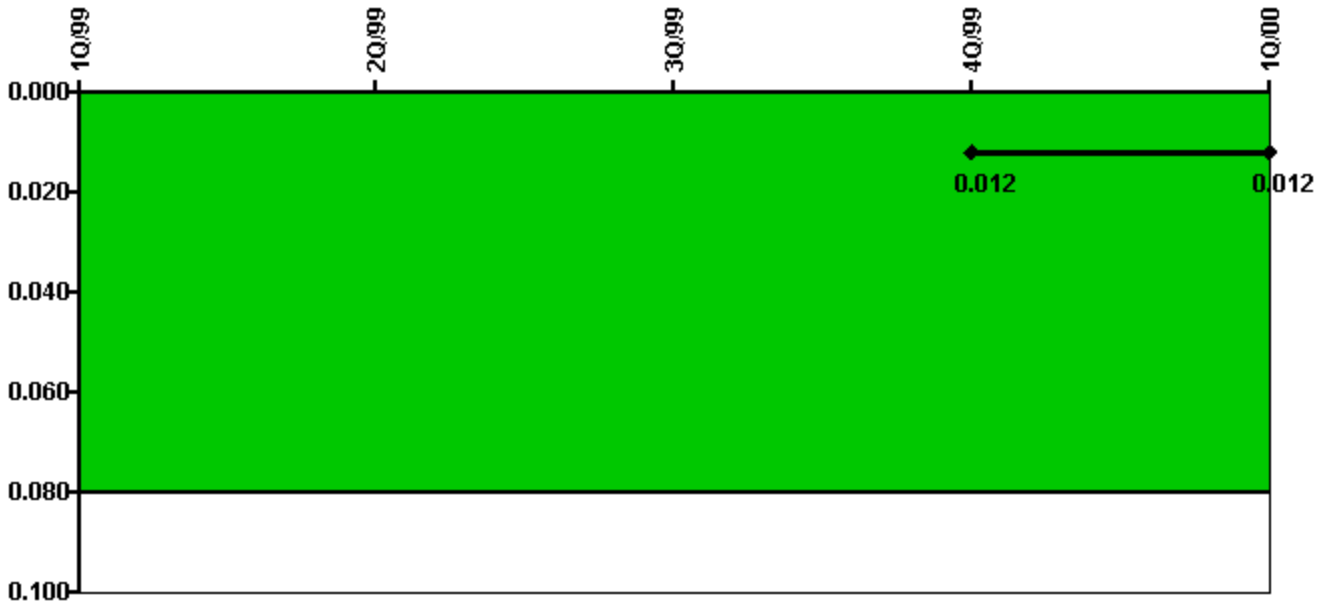
Thresholds: White > 1.0 Yellow > 3.0

Notes

RETS/ODCM Radiological Effluent	1Q/99	2Q/99	3Q/99	4Q/99	1Q/00
RETS/ODCM occurrences	0	0	0	0	0
Indicator value	0	0	0	0	0

Licensee Comments: none

Protected Area Security Performance Index



Thresholds: White > 0.080

Notes

Protected Area Security Performance Index	1Q/99	2Q/99	3Q/99	4Q/99	1Q/00
IDS compensatory hours	89.60	88.80	63.70	104.10	103.10
CCTV compensatory hours	25.7	0.5	0.6	56.1	8.3
IDS normalization factor	2.15	2.15	2.15	2.15	2.15
CCTV normalization factor	1.5	1.5	1.5	1.5	1.5
Index Value				0.012	0.012

Licensee Comments:

1Q/00: Minor changes due to internal review - NO CHANGE IN INDICATOR COLOR

4Q/99: Changes to CCTV and IDS comp hours for all 4 quarters in 1999 - NO CHANGE IN INDICATOR COLOR -- Improved data collection techniques have resulted in a review and backfit of previous data for consistency.

3Q/99: Changes to CCTV and IDS comp hours for all 4 quarters in 1999 - NO CHANGE IN INDICATOR COLOR -- Improved data collection techniques have resulted in a review and backfit of previous data for consistency.

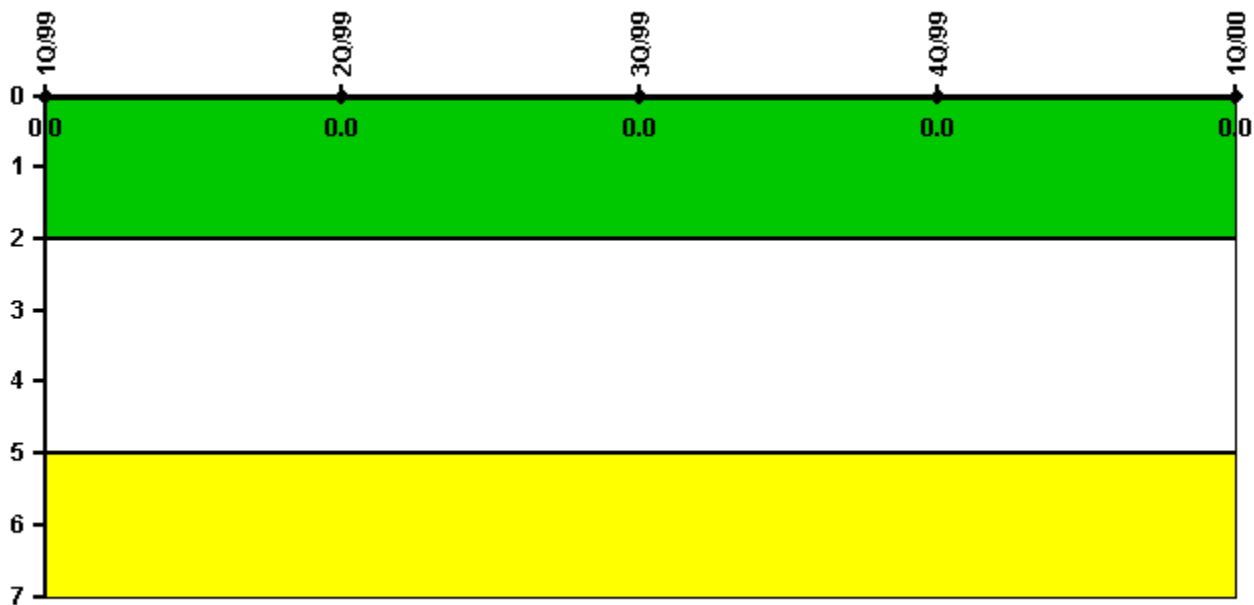
3Q/99: Minor changes due to internal review - NO CHANGE IN INDICATOR COLOR

2Q/99: Changes to CCTV and IDS comp hours for all 4 quarters in 1999 - NO CHANGE IN INDICATOR COLOR -- Improved data collection techniques have resulted in a review and backfit of previous data for consistency.

1Q/99: Minor changes due to internal review - NO CHANGE IN INDICATOR COLOR

1Q/99: Changes to CCTV and IDS comp hours for all 4 quarters in 1999 - NO CHANGE IN INDICATOR COLOR -- Improved data collection techniques have resulted in a review and backfit of previous data for consistency.

Personnel Screening Program




Thresholds: White > 2.0 Yellow > 5.0

Notes

Personnel Screening Program	1Q/99	2Q/99	3Q/99	4Q/99	1Q/00
Program failures	0	0	0	0	0
Indicator value	0	0	0	0	0

Licensee Comments: none

FFD/Personnel Reliability



Thresholds: White > 2.0 Yellow > 5.0

Notes

FFD/Personnel Reliability	1Q/99	2Q/99	3Q/99	4Q/99	1Q/00
Program Failures	0	0	0	0	0
Indicator value	0	0	0	0	0

Licensee Comments: none

[PI Summary](#) | [Inspection Findings Summary](#) | [Reactor Oversight Process](#)

Last Modified: April 1, 2002