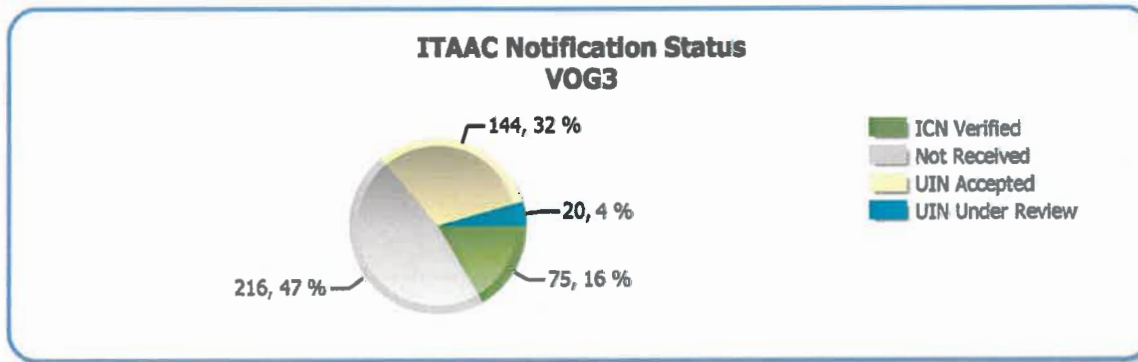


VOICES DASHBOARD REPORT

VOG3



This dashboard is reflective of License Amendment #113, "Testing Inspections, Tests, Analyses, and Acceptance Criteria Consolidation" issued on March 6th, 2018.

This pie chart accounts for the completion of each ITAAC. If no UIN or ICN has been received for a given ITAAC it is counted as not received. Once a UIN has been received, it will be counted as UIN Under Review or UIN accepted. If the UIN requires resubmittal, the ITAAC counts as not received. Once an ICN is received it will be counted as ICN Under Review or Verified as Completed. If an ICN is not accepted, the count reverts back to Not Received, or UIN Accepted as applicable.

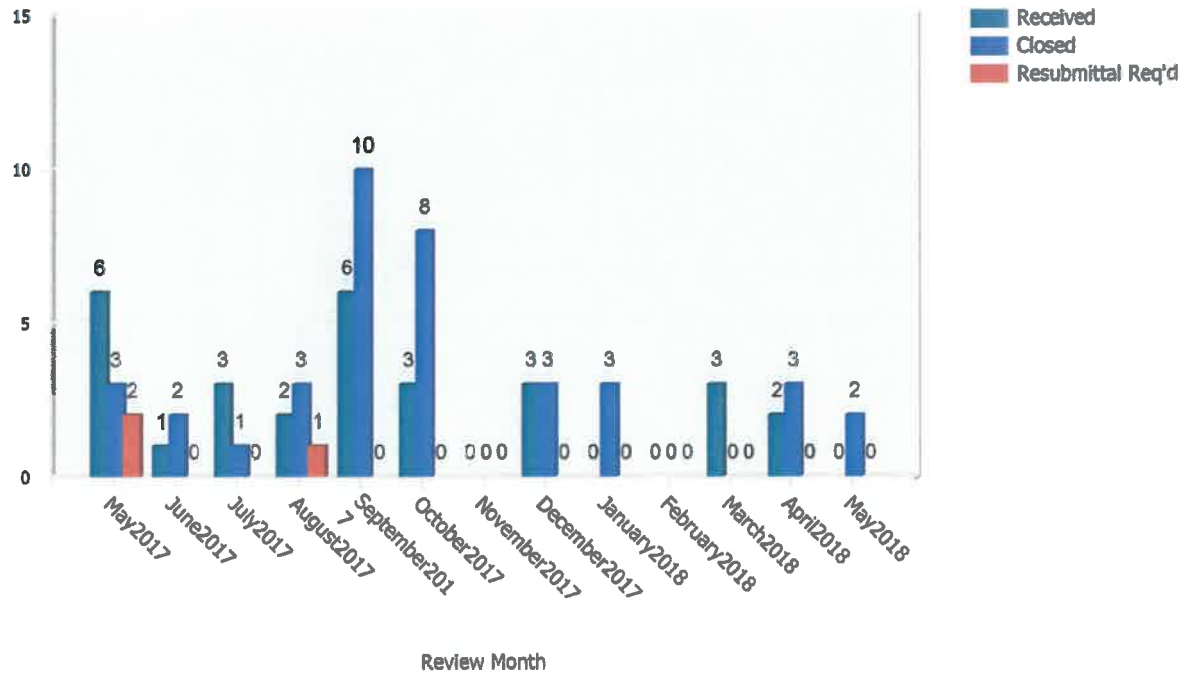
Review Time	Total ICNs Currently In Review
Under 30	0
Between 30 and 45	0
Over 45	0
Total	0

Review Time	Total UINs Currently In Review
Under 30	10
Between 30 and 45	6
Over 45	4
Total	20

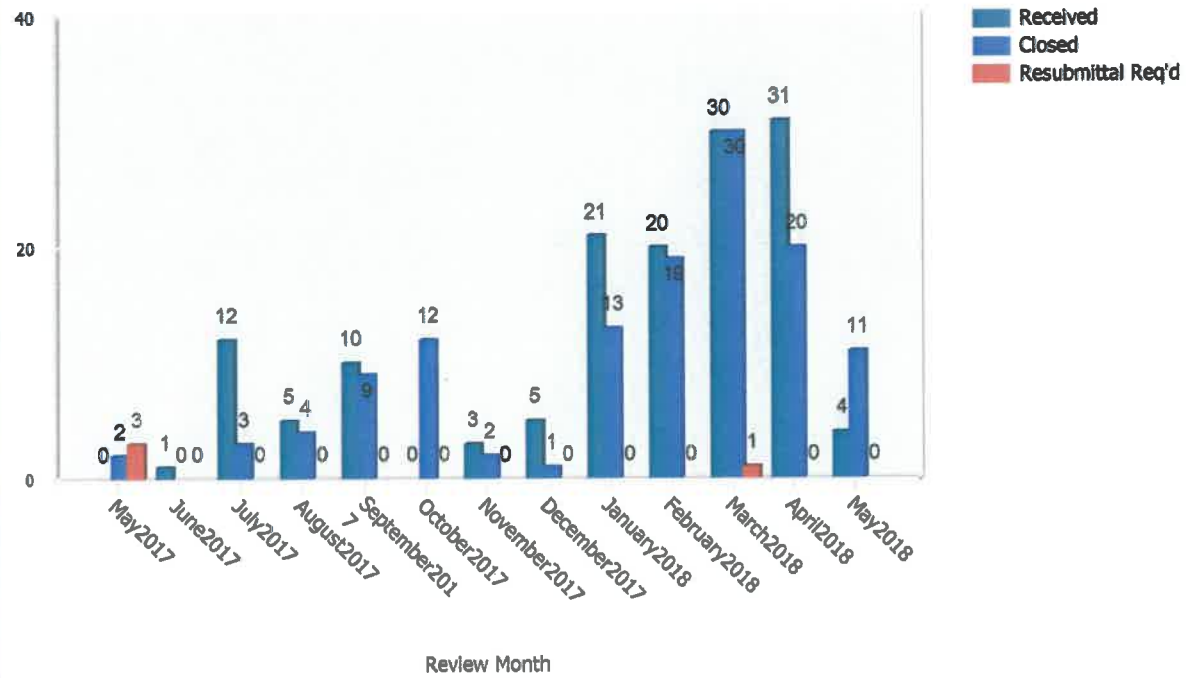
Review Time	ICNs Under Disposition
Under 30	0
Between 30 and 45	0
Over 45	0
Total	0

Under disposition is an Interim status assigned to an ICN when staff identify a potential lack of information. The under disposition status will be applied while the issue is under discussion with the licensee until a final status of verified or insufficient information is determined.

ICNs Received - Closed - Resubmittal Required



UINs Received - Closed - Resubmittal Required



Months with no completed reviews will display without data.

ICN Average Days in Review



UIN Average Days in Review



Months with no completed reviews will display without data.

Days in Review charts provide the number of days in review on average for each ICN or UIN closed in a given month. The number above each months entry reflects the total number of UINs or ICNs closed in that month.