UNITED STATES
NUCLEAR REGULATORY COMMISSION
WASHINGTON, D.C. 20555-0001

November 6, 2026

Mr. Robert Coffey
Executive Vice President, Nuclear
and Chief Nuclear Officer
Florida Power & Light Company
Mail Stop: EX/JB
700 Universe Blvd.
Juno Beach, FL 33408

SUBJECT: ST. LUCIE PLANT, UNIT NO. 1 – CORRECTION REGARDING ISSUANCE OF AMENDMENT NO. 261 (EPID L-2025-LLA-0188)

Dear Mr. Coffey:

By letter dated October 15, 2026 (Agencywide Documents Access and Management System Accession No. ML26288A264), the U.S. Nuclear Regulatory Commission (NRC or the Commission) issued Amendment No. 261 to Subsequent Renewed Facility Operating License No. DPR-67 for the St. Lucie Plant, Unit No. 1. The amendment was in response to the Florida Power and Light Company (the licensee) application dated November 25, 2025, as supplemented by letters dated February 4, June 3, and September 4, 2026. Due to a processing error, the revised technical specifications (TSs) pages were not included with the NRC letter, and the date of issuance was not included on page 2 of the amendment.

By email dated October 22, 2026, the licensee also identified that there was an error in the labeling of one of the points listed in TS Figure 3.3.1-3 (page 2 of 2). Specifically, the point at (.6, .66) in the figure was incorrectly labeled as (-.6, .66). This error was inadvertently introduced with the issuance of Amendment No. 253 by NRC letter dated February 20, 2024 (ML24005A277).

For convenience, the enclosure to this letter provides a complete copy of enclosure 1 to the NRC's October 15, 2026, letter with the correction to TS Figure 3.3.1-3 (page 2 of 2) incorporated. If you have any questions, please contact me at 301-415-1380 or Blake.Purnell@nrc.gov.

Sincerely,

Blake Purnell Signed by Blake Purnell on11/06/26

Blake A. Purnell, Senior Project Manager
Operating Reactor Licensing Branch 2 Division of Licensing Projects I
Office of Nuclear Reactor Regulation

Docket No. 50-335

Enclosure:
as stated

cc: Listserv

UNITED STATES
NUCLEAR REGULATORY COMMISSION
WASHINGTON, D.C. 20555-0001

FLORIDA POWER AND LIGHT COMPANY

DOCKET NO. 50-335

ST. LUCIE PLANT, UNIT NO. 1

AMENDMENT TO SUBSEQUENT RENEWED FACILITY OPERATING LICENSE

Amendment No. 261
Renewed License No. DPR-67

1. The U.S. Nuclear Regulatory Commission (the Commission) has found that:

   A. The application for amendment by Florida Power and Light Company (FPL) dated November 25, 2025, as supplemented by letters dated February 4, June 3, and September 4, 2026, complies with the standards and requirements of the Atomic Energy Act of 1954, as amended (the Act) and the Commission's rules and regulations set forth in 10 CFR Chapter I;

   B. The facility will operate in conformity with the application, the provisions of the Act, and the rules and regulations of the Commission;

   C. There is reasonable assurance (i) that the activities authorized by this amendment can be conducted without endangering the health and safety of the public, and (ii) that such activities will be conducted in compliance with the Commission's regulations;

   D. The issuance of this amendment will not be inimical to the common defense and security or to the health and safety of the public; and

   E. The issuance of this amendment is in accordance with 10 CFR Part 51 of the Commission's regulations, and all applicable requirements have been satisfied.

2. Accordingly, the Subsequent Renewed Facility Operating License No. DPR-67 is amended by changes to the Technical Specifications as indicated in the attachment to this license amendment, and by amending paragraph 3.B to read as follows:

B. Technical Specifications

The Technical Specifications contained in Appendices A and B, as revised through Amendment No. 261, are hereby incorporated in the subsequent renewed facility operating license. FPL shall operate the facility in accordance with the Technical Specifications.

Appendix B, the Environmental Protection Plan (Non-Radiological), contains environmental conditions of the subsequent renewed facility operating license. If significant detrimental effects or evidence of irreversible damage are detected by the monitoring programs required by Appendix B of this license, FPL will provide the Commission with an analysis of the problem and plan of action to be taken subject to Commission approval to eliminate or significantly reduce the detrimental effects or damage.

3. This license amendment is effective as of its date of issuance and shall be implemented prior to startup from the St. Lucie Plant, Unit No. 1, Spring 2027 refueling outage.

FOR THE NUCLEAR REGULATORY COMMISSION

***/RA Blake Purnell for/***

Michael T. Markley, Chief
Operating Reactor Licensing Branch 2
Division of Licensing Projects I
Office of Nuclear Reactor Regulation

Attachment:
Changes to the Subsequent Renewed
Facility Operating License and
Technical Specifications

Date of Issuance: October 15, 2026

ATTACHMENT TO LICENSE AMENDMENT NO. 261

ST. LUCIE PLANT, UNIT NO. 1

SUBSEQUENT RENEWED FACILITY OPERATING LICENSE NO. DPR-67

DOCKET NO. 50-335

Replace the following page of Subsequent Renewed Facility Operating License No. DPR-67 with the attached revised page. The revised page is identified by amendment number and contains a marginal line indicating the area of change.

| Remove | Insert |
|---|---|
| Page 3 | Page 3 |

Replace the following pages of the Appendix A, Technical Specifications, with the attached pages. The revised pages are identified by amendment number and contain marginal lines indicating the areas of change.

| Remove | Insert |
|---|---|
| 3.3.1-7 | 3.3.1-7 |
| 3.3.1-8 | 3.3.1-8 |
| 3.3.1-9 | 3.3.1-9 |
| 3.3.1-10 | 3.3.1-10 |
| 3.3.1-11 | 3.3.1-11 |
| 3.3.1-12 | 3.3.1-12 |
| 3.3.1-13 | 3.3.1-13 |
| -- | 3.3.1-14 |
| 3.3.3-6 | 3.3.3-6 |
| 3.3.3-7 | 3.3.3-7 |
| -- | 3.3.3-8 |
| 3.3.5-2 | 3.3.5-2 |
| 3.3.12-4 | 3.3.12-4 |
| 3.5.1-2 | 3.5.1-2 |
| 3.5.4-2 | 3.5.4-2 |
| 5.5-14 | 5.5-14 |

3. This subsequent renewed facility operating license shall be deemed to contain and is subject to the conditions specified in the following Commission regulations: 10 CFR Part 20, Section 30.34 of 10 CFR Part 30, Section 40.41 of 10 CFR Part 40, Sections 50.54 and 50.59 of 10 CFR Part 50, and Section 70.32 of 10 CFR Part 70; and is subject to all applicable provisions of the Act and to the rules, regulations, and orders of the Commission now or hereafter in effect; and is subject to the additional conditions specified or incorporated below:

A. Maximum Power Level

FPL is authorized to operate the facility at steady state reactor core power levels not in excess of 3020 megawatts (thermal).

B. Technical Specifications

The Technical Specifications contained in Appendices A and B, as revised through Amendment No. 261, are hereby incorporated in the subsequent renewed facility operating license. FPL shall operate the facility in accordance with the Technical Specifications.

Appendix B, the Environmental Protection Plan (Non-Radiological), contains environmental conditions of the subsequent renewed facility operating license. If significant detrimental effects or evidence of irreversible damage are detected by the monitoring programs required by Appendix B of this license, FPL will provide the Commission with an analysis of the problem and plan of action to be taken subject to Commission approval to eliminate or significantly reduce the detrimental effects or damage.

C. DELETED

D. Sustained Core Uncovery Actions

Procedural guidance shall be in place to instruct operators to implement actions that are designed to mitigate a small-break loss-of-coolant accident prior to a calculated time of sustained core uncovery.

E. Fire Protection

FPL St. Lucie Plant, Unit No. 1 shall implement and maintain in effect all provisions of the approved fire protection program that comply with 10 CFR 50.48(a) and 10 CFR 50.48(c), as specified in the licensee amendment request dated March 22, 2013, and May 2, 2017, and supplements dated June 14, 2013, February 24, 2014, March 25, 2014, April 25, 2014, July 14, 2014, August 27, 2014, September 10, 2014, October 10, 2014, March 10, 2015, April 1, 2015, April 20, 2015, May 12, 2015, August 21, 2015, and October 22, 2015, and as approved in the safety evaluations (SE) dated March 31, 2016, and October 23, 2017. Except where NRC approval for changes or deviations is required by 10 CFR 50.48(c), and provided no other regulation, technical specification, license condition, or requirement would require prior NRC approval, the licensee may make changes to the fire protection program without prior approval of the Commission if those changes satisfy the provisions set forth in

Table 3.3.1-1 (page 1 of 4)
Reactor Protective System Instrumentation

| FUNCTION | APPLICABLE MODES OR OTHER SPECIFIED CONDITIONS | SURVEILLANCE REQUIREMENTS | TRIP SETPOINT | ALLOWABLE VALUE |
|---|---|---|---|---|
| 1. Variable Power Level – High[b] | 1, 2 | SR 3.3.1.1<br>SR 3.3.1.2<br>SR 3.3.1.3<br>SR 3.3.1.4<br>SR 3.3.1.5<br>SR 3.3.1.8<br>SR 3.3.1.9 | ≤ 9.61% RTP above current THERMAL POWER but not < 15% RTP nor ≥ 107% RTP | ≤ 9.61% RTP above current THERMAL POWER but not < 15% RTP nor > 107% RTP |
| 2. Wide Range Logarithmic Neutron Flux Monitor Power Rate of Change – High[a] | 1[c], 2 | SR 3.3.1.1<br>SR 3.3.1.6<br>SR 3.3.1.7<br>SR 3.3.1.8[e][f] | 2.3 dpm | ≤ 2.4 dpm |
| 3. Reactor Coolant Flow – Low[b] | 1, 2 | SR 3.3.1.1<br>SR 3.3.1.4<br>SR 3.3.1.7<br>SR 3.3.1.8[e][f]<br>SR 3.3.1.9 | 95% | ≥ 94.5% |
| 4. Pressurizer Pressure – High | 1, 2 | SR 3.3.1.1<br>SR 3.3.1.4<br>SR 3.3.1.8[e][f]<br>SR 3.3.1.9 | 2397.5 psia | ≤ 2400 psia |

(a) Trip may be bypassed when THERMAL POWER is < 1E-4% RTP or > 15% RTP. Bypass shall be automatically removed when THERMAL POWER is ≥ 1E-4% RTP and ≤ 15% RTP.

(b) Trips may be bypassed when THERMAL POWER is < 1%. Bypass shall be automatically removed when THERMAL POWER is ≥ 1% RTP.

(c) Trip not applicable when THERMAL POWER is > 15% RTP.

(e) If the as-found instrument channel setpoint is outside its predefined as-found tolerance, then the channel shall be evaluated to verify that it is functioning as required before returning the channel to service.

(f) The instrument channel setpoint shall be reset to a value that is within the as-left tolerance around the Nominal Trip Setpoint (NTSP) at the completion of the surveillance; otherwise, the channel shall be declared inoperable. Setpoints more conservative than the NTSP are acceptable provided that the as-found and as-left tolerances apply to the actual setpoint implemented in the Surveillance procedures (field setting) to confirm channel performance. The NTSP and the methodologies used to determine the as-found and as-left tolerances are specified in Section 7.2 of the Updated Safety Analysis Report.

Table 3.3.1-1 (page 2 of 4)
Reactor Protective System Instrumentation

| FUNCTION | APPLICABLE MODES OR OTHER SPECIFIED CONDITIONS | SURVEILLANCE REQUIREMENTS | TRIP SETPOINT | ALLOWABLE VALUE |
|---|---|---|---|---|
| 5. Containment Pressure – High | 1, 2 | SR 3.3.1.1<br>SR 3.3.1.4<br>SR 3.3.1.8(e)(f)<br>SR 3.3.1.9 | 3.2 psig | ≤ 3.3 psig |
| 6. Steam Generator Pressure – Low(d) | 1, 2 | SR 3.3.1.1<br>SR 3.3.1.4<br>SR 3.3.1.7<br>SR 3.3.1.8(e)(f)<br>SR 3.3.1.9 | 626 psia | ≥ 623.1 psia |

(d) Trip may be bypassed when steam generator pressure is < 685 psig. Bypass shall be automatically removed when steam generator pressure is ≥ 685 psig.

(e) If the as-found instrument channel setpoint is outside its predefined as-found tolerance, then the channel shall be evaluated to verify that it is functioning as required before returning the channel to service.

(f) The instrument channel setpoint shall be reset to a value that is within the as-left tolerance around the Nominal Trip Setpoint (NTSP) at the completion of the surveillance; otherwise, the channel shall be declared inoperable. Setpoints more conservative than the NTSP are acceptable provided that the as-found and as-left tolerances apply to the actual setpoint implemented in the Surveillance procedures (field setting) to confirm channel performance. The NTSP and the methodologies used to determine the as-found and as-left tolerances are specified in Section 7.2 of the Updated Safety Analysis Report.

Table 3.3.1-1 (page 3 of 4)
Reactor Protective System Instrumentation

| | FUNCTION | APPLICABLE MODES OR OTHER SPECIFIED CONDITIONS | SURVEILLANCE REQUIREMENTS | TRIP SETPOINT | ALLOWABLE VALUE |
|---|---|---|---|---|---|
| 7a. | Steam Generator A Level – Low | 1, 2 | SR 3.3.1.1<br>SR 3.3.1.4<br>SR 3.3.1.8(e)(f)<br>SR 3.3.1.9 | 35.5% | ≥ 35.3% |
| 7b. | Steam Generator B Level – Low | 1, 2 | SR 3.3.1.1<br>SR 3.3.1.4<br>SR 3.3.1.8(e)(f)<br>SR 3.3.1.9 | 35.5% | ≥ 35.3% |
| 8. | Local Power Density – High | 1(g)(h) | SR 3.3.1.1<br>SR 3.3.1.2<br>SR 3.3.1.3<br>SR 3.3.1.4<br>SR 3.3.1.5<br>SR 3.3.1.7<br>SR 3.3.1.8<br>SR 3.3.1.9 | Figure 3.3.1-3 | Figure 3.3.1-3 |
| 9a. | Thermal Margin/Low Pressure (TM/LP)(b) | 1, 2 | SR 3.3.1.1<br>SR 3.3.1.2<br>SR 3.3.1.3<br>SR 3.3.1.4<br>SR 3.3.1.5<br>SR 3.3.1.7<br>SR 3.3.1.8<br>SR 3.3.1.9 | Figures 3.3.1-1 and 3.3.1-2 and ≥ 1887 psia | Figures 3.3.1-1 and 3.3.1-2 and ≥ 1887 psia |

(b) Trips may be bypassed when THERMAL POWER is < 1%. Bypass shall be automatically removed when THERMAL POWER is ≥ 1% RTP.

(e) If the as-found instrument channel setpoint is outside its predefined as-found tolerance, then the channel shall be evaluated to verify that it is functioning as required before returning the channel to service.

(f) The instrument channel setpoint shall be reset to a value that is within the as-left tolerance around the Nominal Trip Setpoint (NTSP) at the completion of the surveillance; otherwise, the channel shall be declared inoperable. Setpoints more conservative than the NTSP are acceptable provided that the as-found and as-left tolerances apply to the actual setpoint implemented in the Surveillance procedures (field setting) to confirm channel performance. The NTSP and the methodologies used to determine the as-found and as-left tolerances are specified in Section 7.2 of the Updated Safety Analysis Report.

(g) Trip is not applicable and may be bypassed when THERMAL POWER is < 15% RTP. Bypass shall be automatically removed when THERMAL POWER is ≥ 15% RTP.

(h) Trip is only applicable in MODE 1 ≥ 15% RTP.

Table 3.3.1-1 (page 4 of 4)
Reactor Protective System Instrumentation

| | FUNCTION | APPLICABLE MODES OR OTHER SPECIFIED CONDITIONS | SURVEILLANCE REQUIREMENTS | TRIP SETPOINT | ALLOWABLE VALUE |
|---|---|---|---|---|---|
| 9b. | Steam Generator Pressure Difference[(b)] | 1, 2 | SR 3.3.1.1<br>SR 3.3.1.4<br>SR 3.3.1.8[(e)(f)]<br>SR 3.3.1.9 | 120 psid | ≤ 123 psid |
| 10. | Loss of Load (Turbine Hydraulic Fluid Pressure – Low) | 1[(g)(h)] | SR 3.3.1.6<br>SR 3.3.1.7<br>SR 3.3.1.8 | 1000 psig | ≥ 814 psig |

(b) Trips may be bypassed when THERMAL POWER is < 1%. Bypass shall be automatically removed when THERMAL POWER is ≥ 1% RTP.

(e) If the as-found instrument channel setpoint is outside its predefined as-found tolerance, then the channel shall be evaluated to verify that it is functioning as required before returning the channel to service.

(f) The instrument channel setpoint shall be reset to a value that is within the as-left tolerance around the Nominal Trip Setpoint (NTSP) at the completion of the surveillance; otherwise, the channel shall be declared inoperable. Setpoints more conservative than the NTSP are acceptable provided that the as-found and as-left tolerances apply to the actual setpoint implemented in the Surveillance procedures (field setting) to confirm channel performance. The NTSP and the methodologies used to determine the as-found and as-left tolerances are specified in Section 7.2 of the Updated Safety Analysis Report.

(g) Trip is not applicable and may be bypassed when THERMAL POWER is < 15% RTP. Bypass shall be automatically removed when THERMAL POWER is ≥ 15% RTP.

(h) Trip is only applicable in MODE 1 ≥ 15% RTP.

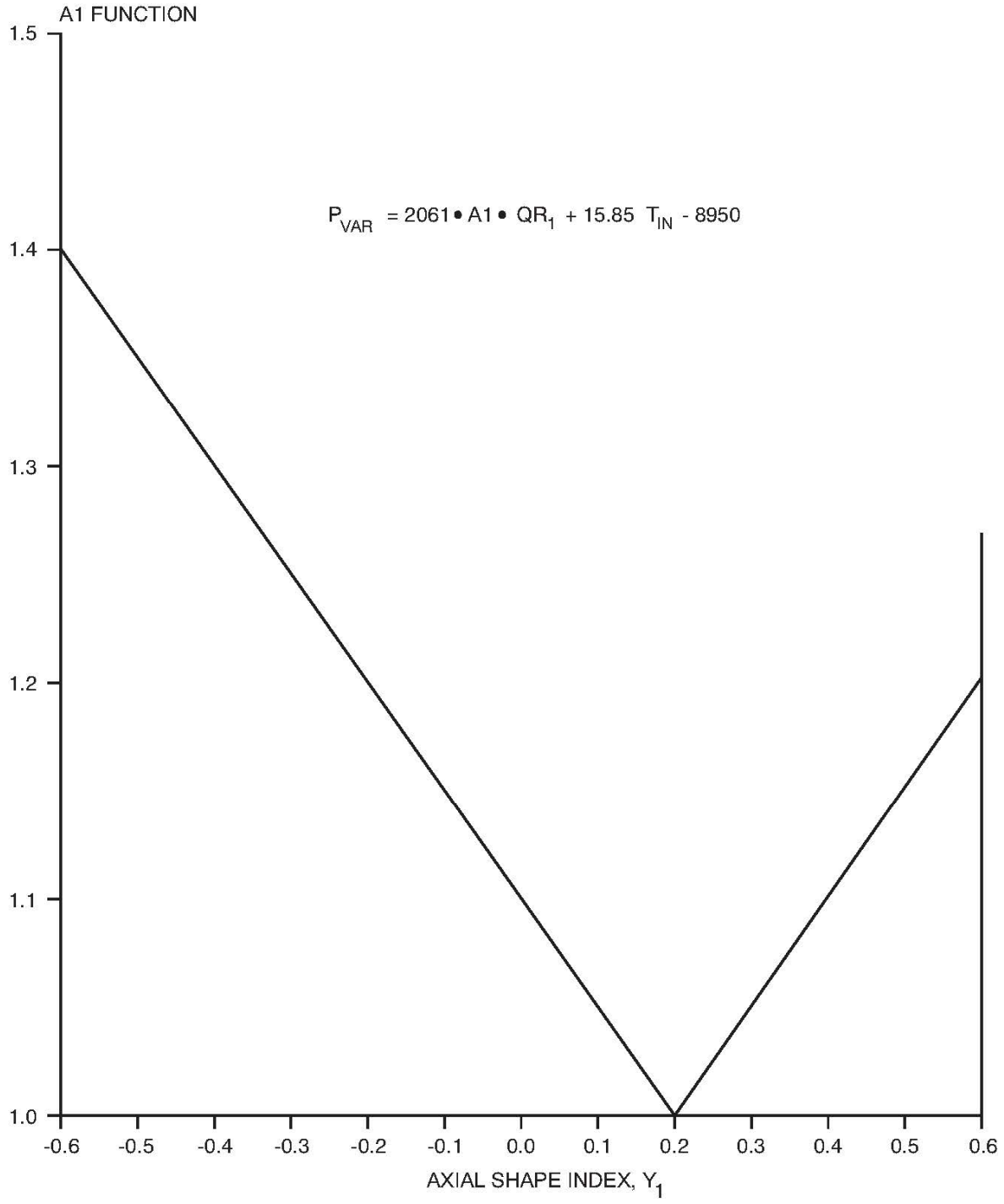


Figure 3.3.1-1 (page 1 of 1)
Thermal Margin/Low Pressure Trip Setpoint Part 1
($Y_1$ versus $A_1$)

$$P_{VAR} = 2061 \bullet A1 \bullet QR_1 + 15.85\ T_{IN} - 8950$$

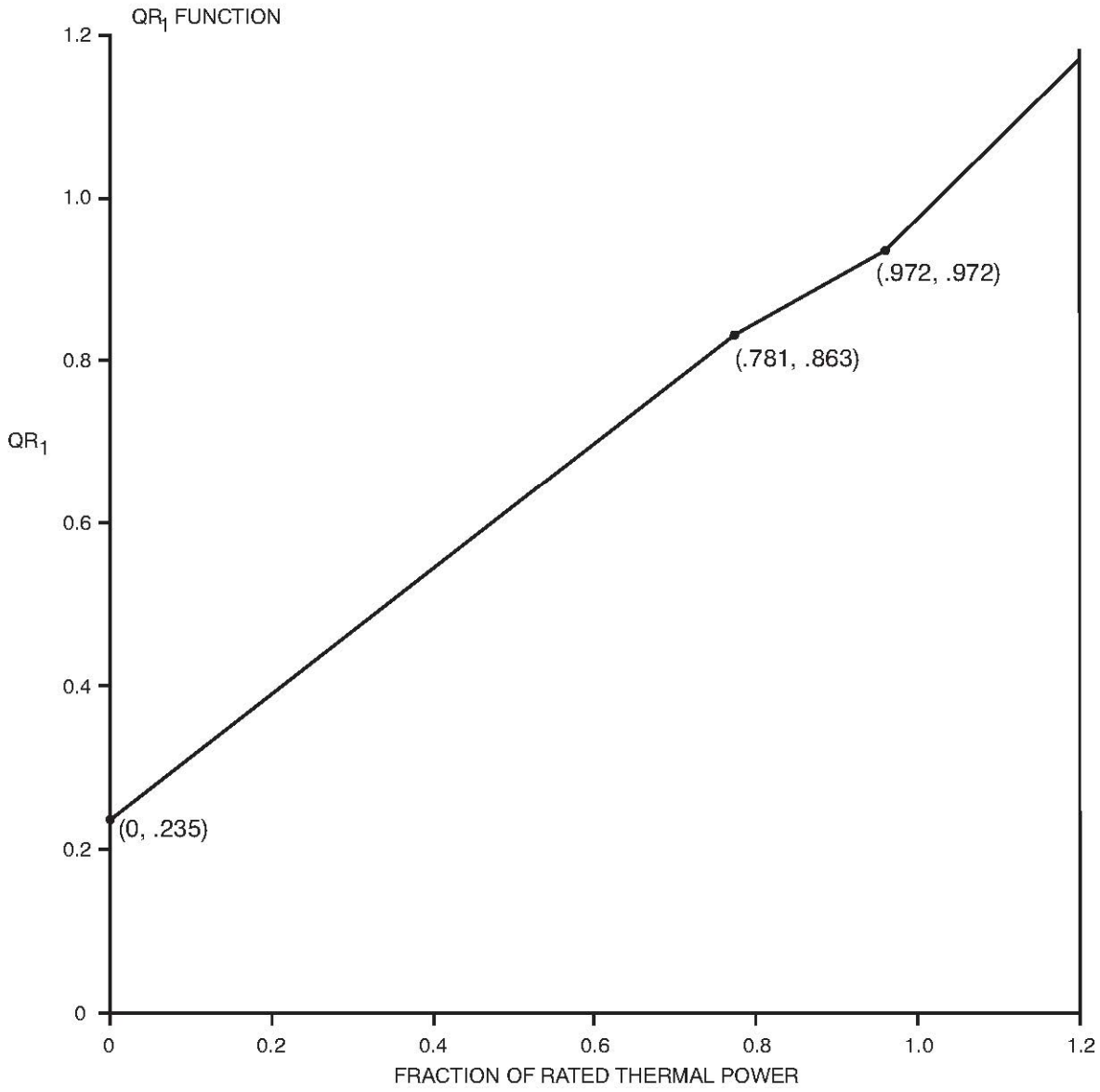


Figure 3.3.1-2 (page 1 of 1)
Thermal Margin/Low Pressure Trip Setpoint Part 2
(Fraction of RATED THERMAL POWER versus $QR_1$)

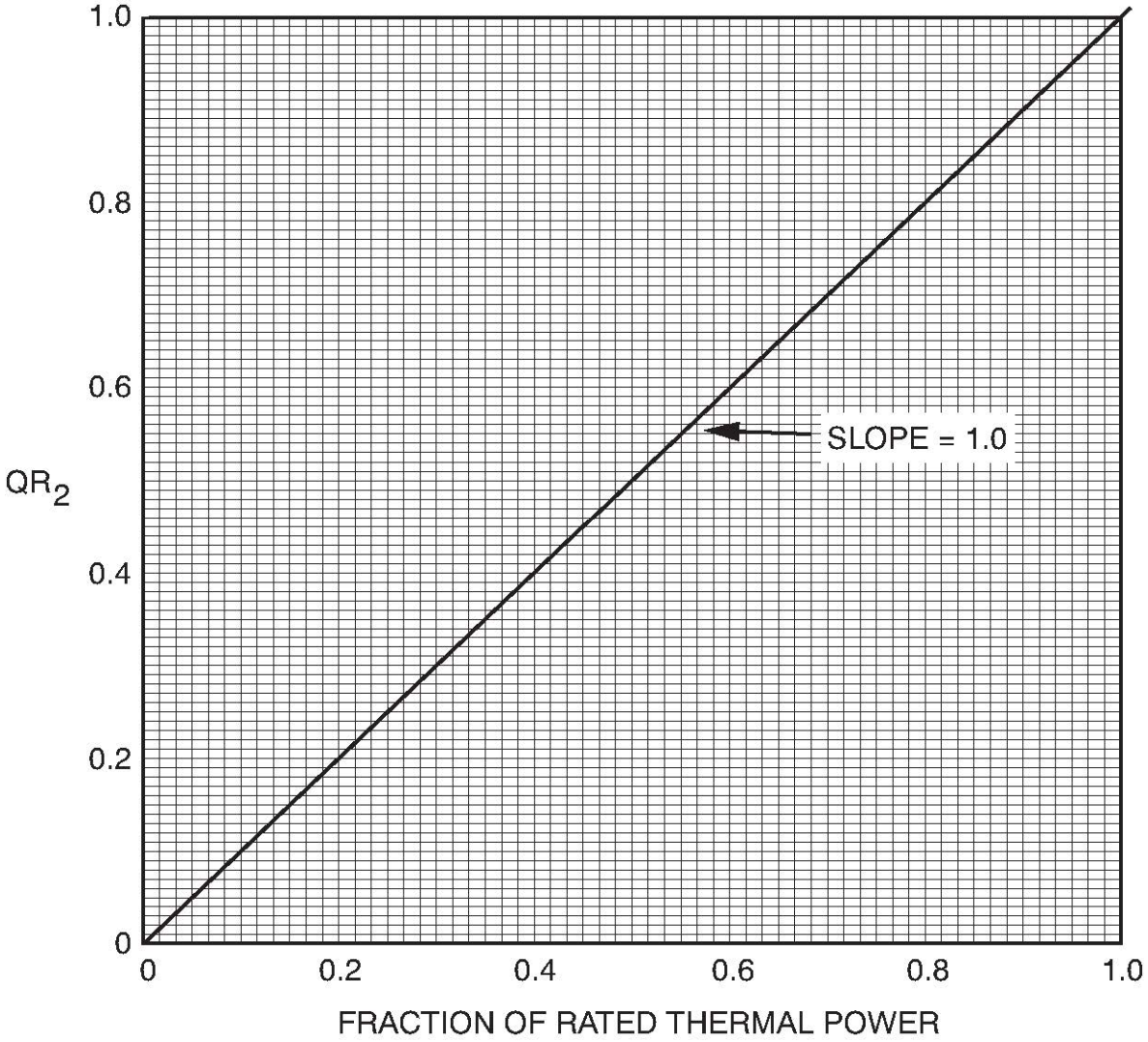


Figure 3.3.1-3 (page 1 of 2)
Local Power Density – High Trip Setpoint Part 1
(Fraction of RATED THERMAL POWER versus $QR_2$)




Figure 3.3.1-3 (page 2 of 2)
Local Power Density – High Trip Setpoint Part 2
($QR_2$ versus $Y_1$)

Table 3.3.3-1 (page 1 of 3)
Engineered Safety Features Actuation System Instrumentation

| FUNCTION | MODES | SURVEILLANCE REQUIREMENTS | TRIP SETPOINT | ALLOWABLE VALUE |
|---|---|---|---|---|
| 1. Safety Injection Actuation Signal (SIAS) | | | | |
| a. Containment Pressure – High | 1,2,3 | SR 3.3.3.1<br>SR 3.3.3.2<br>SR 3.3.3.4(e)(f)<br>SR 3.3.3.5 | 4.4 psig | ≤ 4.5 psig |
| b. Pressurizer Pressure – Low(a) | 1,2,3 | SR 3.3.3.1<br>SR 3.3.3.2<br>SR 3.3.3.3<br>SR 3.3.3.4(e)(f)<br>SR 3.3.3.5 | 1612.5 psia | ≥ 1610 psia |
| 2. Containment Spray Actuation Signal(b) | | | | |
| a. Containment Pressure – High-High | 1,2,3 | SR 3.3.3.1<br>SR 3.3.3.2<br>SR 3.3.3.4(e)(f)<br>SR 3.3.3.5 | 9.4 psig | ≤ 9.5 psig |
| 3. Containment Isolation Signal | | | | |
| a. Containment Pressure – High | 1,2,3 | SR 3.3.3.1<br>SR 3.3.3.2<br>SR 3.3.3.4(e)(f)<br>SR 3.3.3.5 | 4.4 psig | ≤ 4.5 psig |
| b. Containment Radiation – High | 1,2,3 | SR 3.3.3.1<br>SR 3.3.3.2<br>SR 3.3.3.4<br>SR 3.3.3.5 | ≤ 10 R/hr | ≤ 10 R/hr |

(a) Pressurizer Pressure – Low may be manually bypassed when pressurizer pressure is < 1725 psia. The bypass shall be automatically removed whenever pressurizer pressure is ≥ 1725 psia.

(b) SIAS is also required as a permissive to initiate containment spray.

(e) If the as-found instrument channel setpoint is outside its predefined as-found tolerance, then the channel shall be evaluated to verify that it is functioning as required before returning the channel to service.

(f) The instrument channel setpoint shall be reset to a value that is within the as-left tolerance around the Nominal Trip Setpoint (NTSP) at the completion of the surveillance; otherwise, the channel shall be declared inoperable. Setpoints more conservative than the NTSP are acceptable provided that the as-found and as-left tolerances apply to the actual setpoint implemented in the Surveillance procedures (field setting) to confirm channel performance. The NTSP and the methodologies used to determine the as-found and as-left tolerances are specified in Section 7.3 of the Updated Safety Analysis Report.

Table 3.3.3-1 (page 2 of 3)
Engineered Safety Features Actuation System Instrumentation

| FUNCTION | MODES | SURVEILLANCE REQUIREMENTS | TRIP SETPOINT | ALLOWABLE VALUE |
|---|---|---|---|---|
| 4. Main Steam Isolation Signal | | | | |
| a. Steam Generator Pressure – Low[(c)] | 1,2[(d)],3[(d)] | SR 3.3.3.1<br>SR 3.3.3.2<br>SR 3.3.3.3<br>SR 3.3.3.4[(e)(f)]<br>SR 3.3.3.5 | 600 psig | ≥ 597.3 psig |
| 5. Recirculation Actuation Signal | | | | |
| a. Refueling Water Tank Level – Low | 1,2,3 | SR 3.3.3.1<br>SR 3.3.3.2<br>SR 3.3.3.4<br>SR 3.3.3.5 | ≥ 48 inches above tank bottom | ≥ 48 inches above tank bottom |

(c) Steam Generator Pressure – Low may be manually bypassed when steam generator pressure is < 685 psig. The bypass shall be automatically removed whenever steam generator pressure is ≥ 685 psig.

(d) Main Steam Isolation Signal (MSIS) Function Steam Generator Pressure – Low signal is not required to be OPERABLE when all associated valves isolated by the MSIS Function are closed and de-activated.

(e) If the as-found instrument channel setpoint is outside its predefined as-found tolerance, then the channel shall be evaluated to verify that it is functioning as required before returning the channel to service.

(f) The instrument channel setpoint shall be reset to a value that is within the as-left tolerance around the Nominal Trip Setpoint (NTSP) at the completion of the surveillance; otherwise, the channel shall be declared inoperable. Setpoints more conservative than the NTSP are acceptable provided that the as-found and as-left tolerances apply to the actual setpoint implemented in the Surveillance procedures (field setting) to confirm channel performance. The NTSP and the methodologies used to determine the as-found and as-left tolerances are specified in Section 7.3 of the Updated Safety Analysis Report.

Table 3.3.3-1 (page 3 of 3)
Engineered Safety Features Actuation System Instrumentation

| FUNCTION | MODES | SURVEILLANCE REQUIREMENTS | TRIP SETPOINT | ALLOWABLE VALUE |
|---|---|---|---|---|
| 6. Auxiliary Feedwater Actuation Signal (AFAS) | | | | |
| a. Steam Generator A Level – Low | 1,2,3 | SR 3.3.3.1<br>SR 3.3.3.2<br>SR 3.3.3.4(e)(f)<br>SR 3.3.3.5 | 19.5% | ≥ 19.3% |
| b. Steam Generator B Level – Low | 1,2,3 | SR 3.3.3.1<br>SR 3.3.3.2<br>SR 3.3.3.4(e)(f)<br>SR 3.3.3.5 | 19.5% | ≥ 19.3% |
| c. Steam Generator Pressure Difference – High (A > B) or (B > A) | 1,2,3 | SR 3.3.3.1<br>SR 3.3.3.2<br>SR 3.3.3.4(e)(f)<br>SR 3.3.3.5 | 270 psid | ≥ 267 and ≤ 273 psid |
| d. Feedwater Header Pressure Difference – High | 1,2,3 | SR 3.3.3.1<br>SR 3.3.3.2<br>SR 3.3.3.4(e)(f)<br>SR 3.3.3.5 | 142.5 psid | ≥ 138.8 and ≤ 146.2 psid |

(e) If the as-found instrument channel setpoint is outside its predefined as-found tolerance, then the channel shall be evaluated to verify that it is functioning as required before returning the channel to service.

(f) The instrument channel setpoint shall be reset to a value that is within the as-left tolerance around the Nominal Trip Setpoint (NTSP) at the completion of the surveillance; otherwise, the channel shall be declared inoperable. Setpoints more conservative than the NTSP are acceptable provided that the as-found and as-left tolerances apply to the actual setpoint implemented in the Surveillance procedures (field setting) to confirm channel performance. The NTSP and the methodologies used to determine the as-found and as-left tolerances are specified in Section 7.3 of the Updated Safety Analysis Report.

SURVEILLANCE REQUIREMENTS

| SURVEILLANCE | | FREQUENCY |
|---|---|---|
| SR 3.3.5.1 | Perform CHANNEL CHECK. | In accordance with the Surveillance Frequency Control Program |
| SR 3.3.5.2 | Perform CHANNEL FUNCTIONAL TEST. | In accordance with the Surveillance Frequency Control Program |
| SR 3.3.5.3 | Perform CHANNEL CALIBRATION with Trip Setpoints and Allowable Values as follows:<br>a. 4.16 kV Loss of Voltage Function<br>Trip Setpoint 3118.5 V,<br>Time delay: 1.0 ± 0.14 seconds<br>Allowable Value ≥ 3105.6 V,<br>Time delay: 1.0 ± 0.15 seconds<br>b. 4.16 kV Degraded Voltage Function<br>Trip Setpoint 3864.0 V,<br>Time delay: 18.0 ± 1.0 seconds<br>Allowable Value ≥ 3848.0 V,<br>Time delay: 18.0 ± 1.34 seconds<br>c. 480 V Degraded Voltage Function<br>Trip Setpoint 418.8 V,<br>Time delay: 8.0 ± 0.2 seconds<br>Allowable Value ≥ 417.1 V,<br>Time delay: 8.0 ± 0.23 seconds. | In accordance with the Surveillance Frequency Control Program |

SURVEILLANCE REQUIREMENTS (continued)

| SURVEILLANCE | | FREQUENCY |
|---|---|---|
| SR 3.3.12.4 | ----------NOTE----------<br>Neutron detectors are excluded from CHANNEL CALIBRATION.<br>---------- | |
| | Perform a CHANNEL CALIBRATION, including bypass removal functions with Trip Setpoint of 2.3 dpm and Allowable Value ≤ 2.4 dpm. | In accordance with the Surveillance Frequency Control Program |

SURVEILLANCE REQUIREMENTS

| SURVEILLANCE | | FREQUENCY |
|---|---|---|
| SR 3.5.1.1 | Verify each SIT isolation valve is fully open. | In accordance with the Surveillance Frequency Control Program |
| SR 3.5.1.2 | Verify borated water volume in each SIT is ≥ 1090 cubic feet and ≤ 1170 cubic feet. | In accordance with the Surveillance Frequency Control Program |
| SR 3.5.1.3 | Verify nitrogen cover pressure in each SIT is ≥ 230 psig and ≤ 280 psig. | In accordance with the Surveillance Frequency Control Program |
| SR 3.5.1.4 | Verify boron concentration in each SIT is ≥ 1900 ppm and ≤ 2450 ppm. | In accordance with the Surveillance Frequency Control Program<br><br>AND<br><br>--------NOTE--------<br>Only required to be performed for affected SIT<br>----------<br><br>Once within 6 hours after each solution volume increase of ≥ 1% of tank volume that is not the result of addition from the refueling water tank |

SURVEILLANCE REQUIREMENTS

| | SURVEILLANCE | FREQUENCY |
|---|---|---|
| SR 3.5.4.1 | ----------NOTE----------<br>Only required to be performed when ambient air temperature is < 55°F or > 100°F.<br>----------<br><br>Verify RWT borated water temperature is ≥ 55°F and ≤ 100°F. | In accordance with the Surveillance Frequency Control Program |
| SR 3.5.4.2 | Verify RWT borated water volume is ≥ 477,360 gallons. | In accordance with the Surveillance Frequency Control Program |
| SR 3.5.4.3 | Verify RWT boron concentration is ≥ 1900 ppm and ≤ 2450 ppm. | In accordance with the Surveillance Frequency Control Program |

5.5 Programs and Manuals

5.5.15 Control Room Envelope (CRE) Habitability Program (continued)

d. Measurement, at designated locations, of the CRE pressure relative to all external areas adjacent to the CRE boundary during the pressurization mode of operation by one train of the CREVS, operating at the flow rate required by the VFTP, at a Frequency in accordance with the Surveillance Frequency Control Program. The results shall be trended and used as part of the 36 month assessment of the CRE boundary.

e. The quantitative limits on unfiltered air inleakage into the CRE. These limits shall be stated in a manner to allow direct comparison to the unfiltered air inleakage measured by the testing described in paragraph c. The unfiltered air inleakage limit for radiological challenges is the inleakage flow rate assumed in the licensing basis analyses of DBA consequences. Unfiltered air inleakage limits for hazardous chemicals must ensure that exposure of CRE occupants to these hazards will be within the assumptions in the licensing basis.

f. The provisions of SR 3.0.2 are applicable to the Frequencies for assessing CRE habitability, determining CRE unfiltered inleakage, and measuring CRE pressure and assessing the CRE boundary as required by paragraphs c and d, respectively.

5.5.16 Surveillance Frequency Control Program

This program provides controls for Surveillance Frequencies. The program shall ensure that Surveillance Requirements specified in the Technical Specifications are performed at intervals sufficient to assure the associated Limiting Conditions for Operation are met.

a. The Surveillance Frequency Control Program shall contain a list of Frequencies of those Surveillance Requirements for which the Frequency is controlled by the program.

b. Changes to the Frequencies listed in the Surveillance Frequency Control Program shall be made in accordance with NEI 04-10, "Risk-Informed Method for Control of Surveillance Frequencies," Revision 1, or as specifically approved by the NRC.

c. The provisions of Surveillance Requirements 3.0.2 and 3.0.3 are applicable to the Frequencies established in the Surveillance Frequency Control Program.

SUBJECT: ST. LUCIE PLANT, UNIT NO. 1 – CORRECTION REGARDING ISSUANCE OF AMENDMENT NO. 261 (EPID L-2025-LLA-0188) DATED NOVEMBER 6, 2026

**DISTRIBUTION:**
PUBLIC
RidsRgn2MailCenter Resource
RidsNrrDlp1Orlb2 Resource
RidsNrrPMSt.Lucie Resource
RidsNrrLACAdams Resource
RidsNrrLAKZeleznock Resource

**ADAMS Accession Nos.:**
**Package: ML26306A288**
**Letter: ML26306A286**
**SCD: ML26306A287**
**e-Concurrence Case: 20261102-03195**