



Comanche Peak Nuclear Power Plant
Deborah E. Farnsworth
Director, Fleet Regulatory Affairs
P.O. Box 1002
6322 North FM 56
Glen Rose, TX 76043
Office: 254.897.5203

CP-202600143
TXX-26027
April 30, 2026

U. S. Nuclear Regulatory Commission
ATTN: Document Control Desk
Washington, DC 20555-0001

Ref CPNPP ODCM 6.9.13
TS 5.6.2

Subject: Comanche Peak Nuclear Power Plant (CPNPP)
Docket Nos. 50-445 and 50-446
2025 Annual Radiological Environmental Operating Report

Dear Sir or Madam:

Vistra Operations Company LLC (Vistra OpCo) hereby submits the Comanche Peak Nuclear Power Plant (CPNPP) 2025 Annual Radioactive Environmental Operating Report. The enclosed report is provided pursuant to CPNPP Technical Specification 5.6.2 and the CPNPP Offsite Dose Calculation Manual. The report covers the period from January 1, 2025 to December 31, 2025.

This letter contains no new regulatory commitments for CPNPP Unit 1 and Unit 2.

If you have any questions regarding this submittal, please contact Kassie Mandrell at (254) 897-6987 or Kassie.Mandrell@vistracorp.com.

Sincerely,

Deborah Farnsworth
Deborah Farnsworth (Apr 29, 2026 07:28:14 CDT)

Deborah E. Farnsworth

Enclosure: CPNPP 2025 Annual Radiological Environmental Operating Report

cc (email): John Monninger, Region IV [John.Monninger@nrc.gov]
William Orders, NRR [William.Orders@nrc.gov]
John Ellegood, Senior Resident Inspector, CPNPP [John.Ellegood@nrc.gov]
Jack Freeman, Resident Inspector, CPNPP [Jack.Freeman@nrc.gov]



Annual Radiological Environmental Operating Report 2025

Document Number: TR-2025-000101

CREATED BY: Todd Emery / Todd Emery Date: 04/20/2026

REVIEWED BY: Stephen Stoutenburg / Stephen Stoutenburg Date: 04/20/2026

ADDITIONAL REVIEW BY: Donald Salera / Donald Salera Date: 04/20/2026

APPROVED BY: Jonathon Szabo / Jonathon Szabo Date: 04/20/2026

TABLE OF CONTENTS

1.0 LIST OF ACRONYMS AND DEFINITIONS 3

2.0 EXECUTIVE SUMMARY 5

 2.1 Summary Of Conclusions: 5

3.0 INTRODUCTION..... 6

4.0 SITE DESCRIPTION AND SAMPLE LOCATIONS..... 7

5.0 MAPS OF COLLECTION SITES 16

6.0 REPORTING LEVELS FOR RADIOACTIVITY CONCENTRATIONS IN ENVIRONMENTAL SAMPLES..... 19

7.0 SAMPLING PROGRAM, PROGRAM MODIFICATION AND INTEPRETATION OF RESULTS 20

 7.1 Environmental Direct Radiation Dosimetry Sample Results 20

 7.2 Air Particulate and Radioiodine Sample Results 21

 7.3 Waterborne Sample Results 22

 7.4 Ingestion Pathway Sample Results..... 26

8.0 LAND USE CENSUS EXPOSURE PATHWAY 27

9.0 SAMPLE DEVIATIONS, ANOMALIES AND UNAVAILABILITY 28

10.0 OTHER SUPPLEMENTAL INFORMATION 29

 10.1 NEI 07-07 Onsite Radiological Groundwater Monitoring Program..... 29

 10.2 Independent Spent Fuel Storage Installation (ISFSI) Monitoring Program 29

 10.3 Corrections to Previous Reports 30

11.0 BIBLIOGRAPHY 300

TABLES

Table 1, Radiological Environmental Sampling Program – Exposure Pathway – Direct Radiation 8

Table 2, Radiological Environmental Sampling Program – Exposure Pathway - Airborne..... 9

Table 3, Radiological Environmental Sampling Program – Exposure Pathway - Waterborne..... 10

Table 4, Radiological Environmental Sampling Program – Exposure Pathway - Ingestion..... 11

Table 5, REMP Sampling Locations – Direct Radiation..... 13

Table 6, Reporting Levels for Radioactivity Concentrations in Environmental Samples 19

Table 7, Maximum Values for the Limit of Detection 19

Table 8: Land Use Census – Nearest Residence within 5 miles 28

Table 9: Sample Deviation Summary..... 29

Table 10. ISFSI Environmental Direct Radiation Results (Units of mR Dose) 30

FIGURES

Figure 1, Potential exposure pathways to Members of the Public due to Plant Operations [7] 6

Figure 2, REMP Sample Locations (Near Field/Site Boundary) 16

Figure 3, REMP Sample Locations (Far Field)..... 17

Figure 4, REMP Sample Locations (Onsite)..... 18

Figure 5: Air Particulate: Analysis for Gross Beta, Average Mean for All Indicator Vs. Control..... 21

Figure 6: Surface Water Tritium Results 23

Figure 7: REMP Groundwater Tritium Sample Results 24

Figure 8: Drinking Water Tritium Sample Results..... 25

Figure 9: Drinking Water Gross Beta Samples Control location vs. Indicator Comparison 25

Figure 10. Map of ISFSI Pad..... 30

ATTACHMENTS

Attachment 1, Data Table Summary 33

Attachment 2, Complete Data Table for All Analysis Results Obtained In 2025 34

Attachment 3, Cross Check Intercomparison Program..... 122

Attachment 4, Environmental Direct Radiation Dosimetry Sample Results 126

Annual Radiological Environmental Operating Report	YEAR: 2025	Page 3 of 127
Company: Vistra Corp	Comanche Peak Nuclear Power Plant	

1.0 LIST OF ACRONYMS AND DEFINITIONS

1. Airborne Activity Sampling: Continuous sampling of air through the collection of particulates and radionuclides on filter media.
2. ARERR: Annual Radioactive Effluent Release Report
3. AREOR: Annual Radiological Environmental Operating Report
4. Composite Sample: A series of single collected portions (aliquots) analyzed as one sample. The aliquots making up the sample are collected at time intervals that are very short compared to the composite period.
5. Control: A sampling station in a location not likely to be affected by plant effluents due to its distance and/or direction from the station.
6. Curie (Ci): A measure of radioactivity; equal to 3.7×10^{10} disintegrations per second, or 2.22×10^{12} disintegrations per minute.
7. Direct Radiation Monitoring: The measurement of radiation dose at various distances from the plant is assessed using Thermoluminescent dosimeters, Optical Stimulated Luminance dosimeters and pressurized ionization chambers.
8. Grab Sample: A single discrete sample drawn at one point in time.
9. Indicator: A sampling location that is likely to be affected by plant effluents due to its proximity and/or direction from the plant.
10. Ingestion Pathway: The ingestion pathway includes milk, fish, drinking water and garden produce. Also sampled (under special circumstances) are other media such as vegetation and animal products such as eggs and meat when additional information about particular radionuclides is needed.
11. ISFSI: Independent Spent Fuel Storage Installation
12. Lower Limit of Detection (LLD): The smallest concentration of radioactive material in a sample that will yield a net count (above system background) that will be detected with 95% probability with a 5% probability of a false conclusion that a blank observation represents "real" signal.
13. MDA: Minimum Detectable Activity. For radiochemistry instruments, the MDA is the a posteriori minimum concentration that a counting system detects. The smallest concentration or activity of radioactive material in a sample that will yield a net count above instrument background and that is detected with 95% probability, with only five % probability of falsely concluding that a blank observation represents a true signal.
14. MDC: Minimum Detectable Concentration
15. Mean: The average, i.e., the sum of results divided by the number of results.

Annual Radiological Environmental Operating Report	YEAR: 2025	Page 4 of 127
Company: Vistra Corp	Comanche Peak Nuclear Power Plant	

16. Microcurie: 3.7×10^4 disintegrations per second, or 2.22×10^6 disintegrations per minute.
17. MWe: Megawatts Electric
18. NA: Not Applicable
19. NDA: No Detectable Activity
20. NEI: Nuclear Energy Institute
21. NIST: National Institute of Standards and Technology.
22. NPDES: National Pollutant Discharge Elimination System.
23. SPDES: State Pollution Discharge Elimination System
24. NRC: Nuclear Regulatory Commission
25. ODCM: Offsite Dose Calculation Manual
26. pCi/L: picocuries / Liter
27. Protected Area: An area encompassed by physical barriers and to which access is controlled.
28. PWR: Pressurized Water Reactor
29. REMP: Radiological Environmental Monitoring Program
30. SLC: Selected Licensee Commitment
31. SA: Sample Anomalies
32. SD: Sample Deviation
33. SPDES: State Pollutant Discharge Elimination System.
34. SW: Surface Water
35. TLD: Thermoluminescent Dosimeter
36. TRM: Technical Requirement Manual
37. TS: Technical Specification
38. US: Unavailable Samples

2.0 EXECUTIVE SUMMARY

Comanche Peak Nuclear Power Plant (CPNPP) Radiological Environmental Monitoring Program (REMP) was established prior to the station becoming operational to provide information on background radiation present in the area. The goal of CPNPP REMP is to evaluate the impact of the station on the environment. Environmental samples from different media are monitored as part of the program in accordance with specifications detailed in the Offsite Dose Calculation Manual (ODCM) and CPNPP "Technical Specification "Technical Specifications for Comanche Peak Nuclear Power Plant Units 1 and 2". The program compares data from indicator locations near the plant, to control locations farther away from the site to assess operation impacts.

The Annual Radiological Environmental Operating Report (AREOR) provides data obtained through analyses of environmental samples collected at CPNPP for the reporting period of January 1st through December 31st, 2025. In assessing all the data gathered for this report and comparing these results with preoperational data and/or 10-year average values, it was concluded that the operation of CPNPP, did not result in detection of plant related radionuclides in the environment.

2.1 Summary Of Conclusions:

No measurable activities above background levels were detected. All values were consistent with historical results which indicate no adverse radiological environmental impacts associated with the operation of CPNPP. Naturally occurring radionuclides are present in the Earth's crust and atmosphere and exists in detectable quantities throughout the world. It is common to detect natural occurring radionuclides in many of the samples collected for REMP. Some examples of naturally occurring radionuclides that are frequently seen in samples are potassium-40, beryllium-7, actinium-228 (present as a decay product of radium-228), and radium-226. Additionally, some relatively long-lived anthropogenic radioisotopes, such as strontium-90 and cesium-137, are also seen in some REMP samples; these radionuclides exist in measurable quantities throughout the world as a result of fallout from historic atmospheric nuclear weapons testing. Detailed information on the exposure of the U.S. population to ionizing radiation can be found in NCRP Report No. 160 [1].

3.0 INTRODUCTION

The Radiological Environmental Monitoring Program (REMP) provides data on measurable levels of radiation and radioactive materials in the environment. This program also evaluates the relationship between quantities of radioactive materials released from the plant and resultant doses to individuals from principal pathways of exposure. In this capacity, REMP provides a check on the effluent release program and dispersion modeling to ensure that concentrations in the environment due to radioactive effluents conform to the “As Low as Is Reasonably Achievable” (ALARA) design objectives of 10 CFR 50, Appendix I [2], and implements the requirements of Section IV.B.2 and IV.B.3 of Appendix I. REMP is designed to conform to the Nuclear Regulatory Commission (NRC) Regulatory Guide 4.1 [3], NUREG 1301/1302 [4] [5], and the 1979 NRC Branch Technical Position [6].

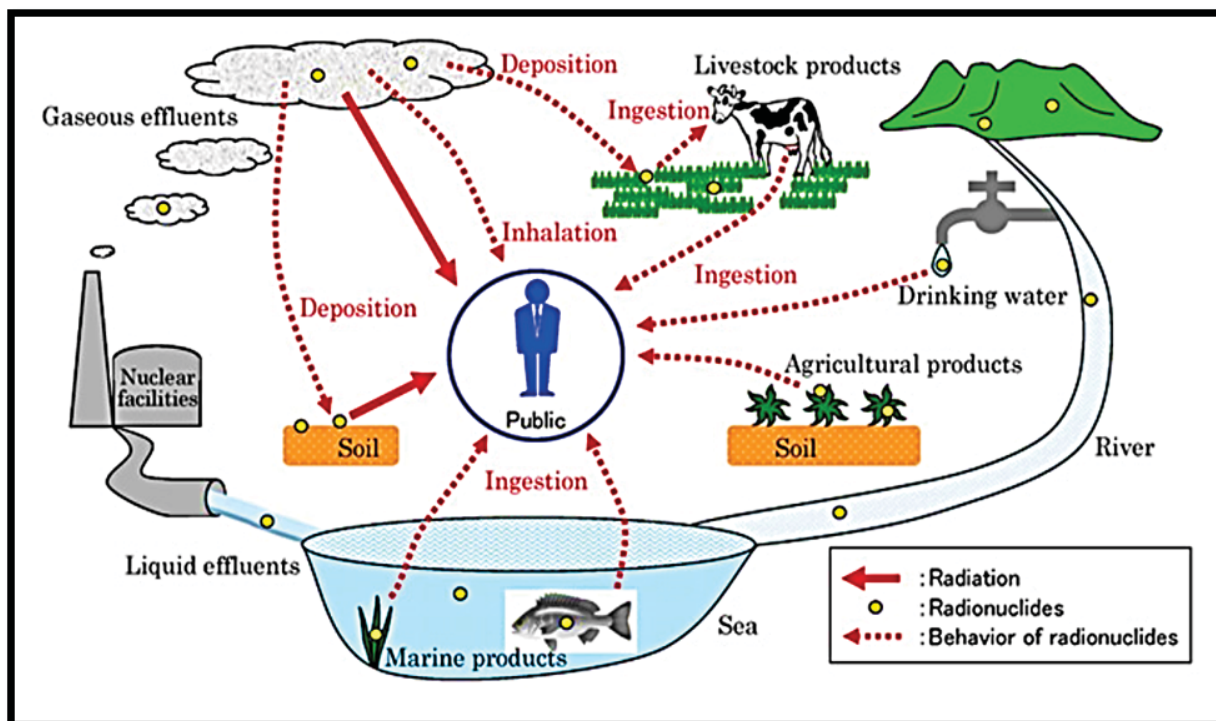


Figure 1, Potential exposure pathways to Members of the Public due to Plant Operations [7]

Quality assurance aspects of the sampling program and TLD data collection are conducted in accordance with Regulatory Guides 4.15 [8] and 4.13 [9]. REMP also adheres to the requirements of The State of Texas, CPNPP Technical Specifications, and Offsite Dose Calculation Manual (ODCM). These governing documents dictate the environmental sampling, sample analysis protocols, data reporting and quality assurance requirements for the environmental monitoring program.

The Annual Radiological Environmental Operating Report provides summaries of the environmental data from exposure pathways, interpretations of the data, and analyses of trends of the results. Routinely monitored pathways include ingestion, inhalation, and direct radiation. Routes of exposure are based on site specific information such as meteorology, receptor locations, and water usage around the plant.

4.0 SITE DESCRIPTION AND SAMPLE LOCATIONS

CPNPP consists of two pressurized water reactor units, each designed to operate at a power level of about 1250 megawatts (electrical). The Station is located on Squaw Creek reservoir in Somervell and Hood counties, about forty miles southwest of Fort Worth, Texas. Unit 1 received a low power operating license February 8, 1990, and achieved initial criticality on April 3, 1990. A full power license for Unit 1 was issued on April 17, 1990, and commercial operation was declared on August 13, 1990. Unit 2 achieved initial criticality on March 24, 1993, and synchronized to the electrical grid on April 9, 1993. CPNPP sampling media are selected based on site specific information such as meteorology, receptor locations, and water usage around the plant. Sampling and analysis frequencies are documented in the Offsite Dose Calculation Manual and site procedures.

This report documents the 36th year of operational measurements and is submitted in accordance with the requirements of the CPSES Offsite Dose Calculation Manual, Part I, Administrative Control 6.9.1.3.

Required sampling, analysis frequencies and location of sample collected are captured in the following tables and figures:

- Table 1, Radiological Environmental Sampling Program – Exposure Pathway – Direct Radiation
- Table 2, Radiological Environmental Sampling Program – Exposure Pathway - Airborne
- Table 3, Radiological Environmental Sampling Program – Exposure Pathway - Waterborne
- Table 4, Radiological Environmental Sampling Program – Exposure Pathway - Ingestion
- Table 5, REMP Sampling Locations – Direct Radiation
- Figure 2, REMP Sample Locations (Near Field/Site Boundary)
- Figure 3, REMP Sample Locations (Far Field)
- Figure 4, REMP Sample Locations (Onsite)

RADIOLOGICAL ENVIRONMENTAL SAMPLING PROGRAM REQUIREMENTS

Table 1, Radiological Environmental Sampling Program – Exposure Pathway – Direct Radiation

Requirement	Sample Location Description, Distance, and Direction	Sampling Collection/Frequency	Type and Frequency of Analyses
<p><u>Direct Radiation</u> 40 Routine monitoring stations with two or more dosimeters placed as follows: An inner ring of stations, one in each meteorological sector in the general area of the site boundary. An outer ring of stations, one in each meteorological sector at approximately 5 miles from the site; and Special interest areas, such as population centers, nearby recreation areas, and control stations</p>	<p align="center">See Table 5</p>	<p align="center">Quarterly and Annually</p>	<p align="center">Gamma Dose Quarterly and Annually</p>

Table 2, Radiological Environmental Sampling Program – Exposure Pathway - Airborne

Requirement	Sample Location Description, Distance, and Direction	Sampling Collection/Frequency	Type and Frequency of Analyses
<p><u>Airborne Radioiodine and Particulates</u> Samples from 8 locations: 4 locations close to the site boundary in different sectors of the highest calculated annual average ground level D/Q. 2 samples from the vicinity of a community having the highest calculated annual average D/Q. 2 samples from a Control Location, approximately 10 to 20 miles away in the least predominant wind direction.</p>	<p><u>Close to CPNPP:</u> A-8, NW-1.0 A-7, SW/WSW-0.95 A-5, S/SSW-1.2 A-1, N-1.45 <u>Communities:</u> A-4, SSE 4.5 A-3, E-3.5 <u>Controls:</u> A-6, SW-12.3 A-2, N-9.4</p>	<p>Continuous sampler operation with sample collection weekly.</p>	<p>Particulate sampler: Analyze for gross beta radioactivity ≥ 24 hours following filter change / Weekly. Perform gamma isotopic analysis on each sample when gross beta activity is > 10 times the yearly mean of control samples. Perform gamma isotopic analysis on composite sample Quarterly. Radioiodine canister: I-131 analysis Weekly.</p>

Table 3, Radiological Environmental Sampling Program – Exposure Pathway - Waterborne

Requirement	Sample Location Description, Distance, and Direction	Sampling Collection/Frequency	Type and Frequency of Analyses
<u>Surface Water</u> 2 samples upstream (control) and 2 of samples downstream (indicator)	SW-3, N-19.3-Control SW-4, NE-7.4-Control SW-1, N-1.5-Downstream SW-5, ESE 1.5-Downstream	Composite sample over one-month period; samples from monthly composites are combined to form quarterly composite samples to be analyzed for H-3.	Gamma isotopic Monthly, H-3 Quarterly
<u>Drinking Water</u> 1 sample upstream (control) and 1 sample downstream (indicator)	SW-2, N-9.9-Control SW-6, NNW-0.1-Downstream	Composite sample over one-month period. Monthly composite samples.	Gross beta and gamma Monthly, H-3 Quarterly.
<u>Groundwater</u> 1 control location upgradient from the plant and 4 indicator locations down gradient from the plant, only if likely to be affected.	GW-4, N-9.8-Control GW-1, SW-1.2 GW-2, WSW-0.1 GW-3, SSE-4.6 GW-5, N-1.45	Grab samples quarterly	Gamma isotopic and H-3 Quarterly
<u>Sediment from Shoreline</u> 2 samples upstream (control) and 2 samples downstream (indicator)	SS-2, N-9.9-Control SS-3, NE-7.4-Control SS-1, NNE-1.0-Downstream SS-4, SE-5.3-Downstream	Semiannual	Gamma isotopic Semiannually
<u>Vegetation</u> 1 sample upstream (control) and 2 samples downstream (indicator)	BL-3, SW13.5-Control BL-2, SW-1.0-Downstream BL-1, N-1.45-Downstream	Semiannual	Gamma isotopic Semiannually

Table 4, Radiological Environmental Sampling Program – Exposure Pathway - Ingestion

Requirement	Sample Location Description, Distance, and Direction	Sampling Collection/Frequency	Type and Frequency of Analyses
<p>Milk:</p> <p>Samples from milking animals in three locations within 5 km distance having the highest dose potential. If there are none, sample from milking animals in each of three areas between 5 to 8 km distant where doses are calculated to be greater than 1 mrem per yr.</p> <p>1 sample from milking animals at a control location 15 to 30 km distant and in the least prevalent wind direction.</p>	<p>No milk sampling locations (See Broadleaf Program).</p>	<p>Semimonthly when animals are on pasture; monthly at other times</p>	<p>Gamma isotopic and I-131 analysis Semimonthly when animals are on pasture; monthly at other times.</p>
<p>Fish and Invertebrates:</p> <p>1 sample of at least two recreationally important species in vicinity of plant discharge area.</p> <p>1 sample of same species in areas not influenced by plant discharge.</p>	<p>F-1 ENE-2.0 F-2 NNE-8.0</p>	<p>Semiannually</p>	<p>Gamma isotopic analysis on edible portions semiannually</p>

Requirement	Sample Location Description, Distance, and Direction	Sampling Collection/Frequency	Type and Frequency of Analyses
<p>Food Products: One sample of each principal class of food products from any area that is irrigated by water in which liquid plant wastes have been discharged.</p> <p>A sample of broad leaf vegetation grown nearest each of two different offsite locations of highest predicted annual average ground level D/Q if milk sampling is not performed at all required locations.</p> <p>One sample of each of the similar broad leaf vegetation grown 15 to 30 km distant in the least prevalent wind direction if milk sampling is not performed at all required locations.</p>	<p>FP-1 ENE-9.0 FP-2 E-4.2</p>	<p>At time of harvest</p> <p>Monthly, when available</p> <p>Monthly, when available</p>	<p>Gamma isotopic analysis on edible portion following sample collection.</p> <p>Gamma isotopic and I-131 analyses, Monthly, when samples collected.</p> <p>Gamma isotopic and I-131 analyses, monthly, when samples are collected.</p>

Table 5, REMP Sampling Locations – Direct Radiation

Location #	Location Type	Sector	Distance	Description
1	Inner 2 Mile Buffer	N	1.45 Miles	Squaw Creek Park
2	Outer Ring	N	4.4 Miles	Neri Road
3	Outer Ring	N	6.5 Miles	Total Equipment & Services
4	Outer Ring	N	9.4 Miles	Granbury
5	Inner 2 Mile Buffer	NNE	1.1 Miles	Squaw Creek Reservoir
6	Outer Ring	NNE	5.65 Miles	Contrary Creek Road
7	Inner 2 Mile Buffer	NE	1.7 Miles	Squaw Creek Reservoir
8	Outer Ring	NE	4.8 Miles	Mitchell Bend Court
9	Outer Ring	ENE	2.5 Miles	Spillway
10	Outer Ring	ENE	5 Miles	Mitchell Bend Court
11	Inner 2 Mile Buffer	E	0.5 Miles	Meteorological Tower
12	Inner 2 Mile Buffer	E	1.9 Miles	Dam
13	Outer Ring	E	3.5 Miles	Happy Hill Farm
14	Outer Ring	E	4.2 Miles	Hornick Farm
15	Inner 2 Mile Buffer	ESE	1.4 Miles	OCA Back Road

Table 5, REMP Sampling Locations – Direct Radiation

Location #	Location Type	Sector	Distance	Description
16	Outer Ring	ESE	4.7 Miles	Rainbow Baptist Church
17	Inner 2 Mile Buffer	SE	1.3 Miles	OCA Back Road
18	Inner 2 Mile Buffer	SE	3.85 Miles	County Road 302
19	Outer Ring	SE	4.6 Miles	Longhorn Drive & HWY 67
20	Inner 2 Mile Buffer	SSE	1.3 Miles	OCA Back Road
21	Outer Ring	SSE	4.4 Miles	HWY 56 & HWY 67
22	Outer Ring	SSE	4.5 Miles	Glen Rose Hospital
23	Inner 2 Mile Buffer	S	1.5 Miles	OCA Back Road
24	Outer Ring	S	4.23 Miles	EMU Farm
25	Inner 2 Mile Buffer	SSW	1.2 Miles	OCA Back Road
26	Outer Ring	SSW	4.4 Miles	Dinosaur State Park
27	Inner 2 Mile Buffer	SW	0.9 Miles	OCA Back Road
28	Outer Ring	SW	4.8 Miles	Cedar Brake Ranch
29	Outer Ring	SW	12.3 Miles	Chalk Mountain
30	Inner 2 Mile Buffer	WSW	1 Mile	OCA Back Road
31	Outer Ring	WSW	5.35 Miles	Three Rivers Ranch

Table 5, REMP Sampling Locations – Direct Radiation

Location #	Location Type	Sector	Distance	Description
32	Outer Ring	WSW	7 Miles	HWY 51 & Edwards Roads
33	Inner 2 Mile Buffer	W	1 Mile	OCA Back Road
34	Outer Ring	W	1 Mile	Plant Entrance
35	Outer Ring	W	5.5 Miles	Wildcat Knob Road
36	Inner 2 Mile Buffer	WNW	1 Mile	Across from the NOSF
37	Outer Ring	WNW	5 Miles	HWY 51 & HWY 56
38	Outer Ring	WNW	6.7 Miles	Texas Flag on Barn
39	Inner 2 Mile Buffer	NW	1 Mile	A-8 Air sample Station
40	Outer Ring	NW	5.7 Miles	Panther Branch Road
41	Outer Ring	NW	9.9 Miles	Meyer's Kwik Stop
42	Inner 2 Mile Buffer	NNW	1.35 Miles	Squaw Creek Reservoir
43	Outer Ring	NNW	4.6 Miles	Rocking Chair Ranch
44	Inner 2 Mile Buffer	SE	0.6 Miles	ISFISI Pad (North)
45	Inner 2 Mile Buffer	SE	0.6 Miles	ISFISI Pad (East)
46	Inner 2 Mile Buffer	SE	0.6 Miles	ISFISI Pad (South)
47	Inner 2 Mile Buffer	SE	0.6 Miles	ISFISI Pad (West)

5.0 MAPS OF COLLECTION SITES

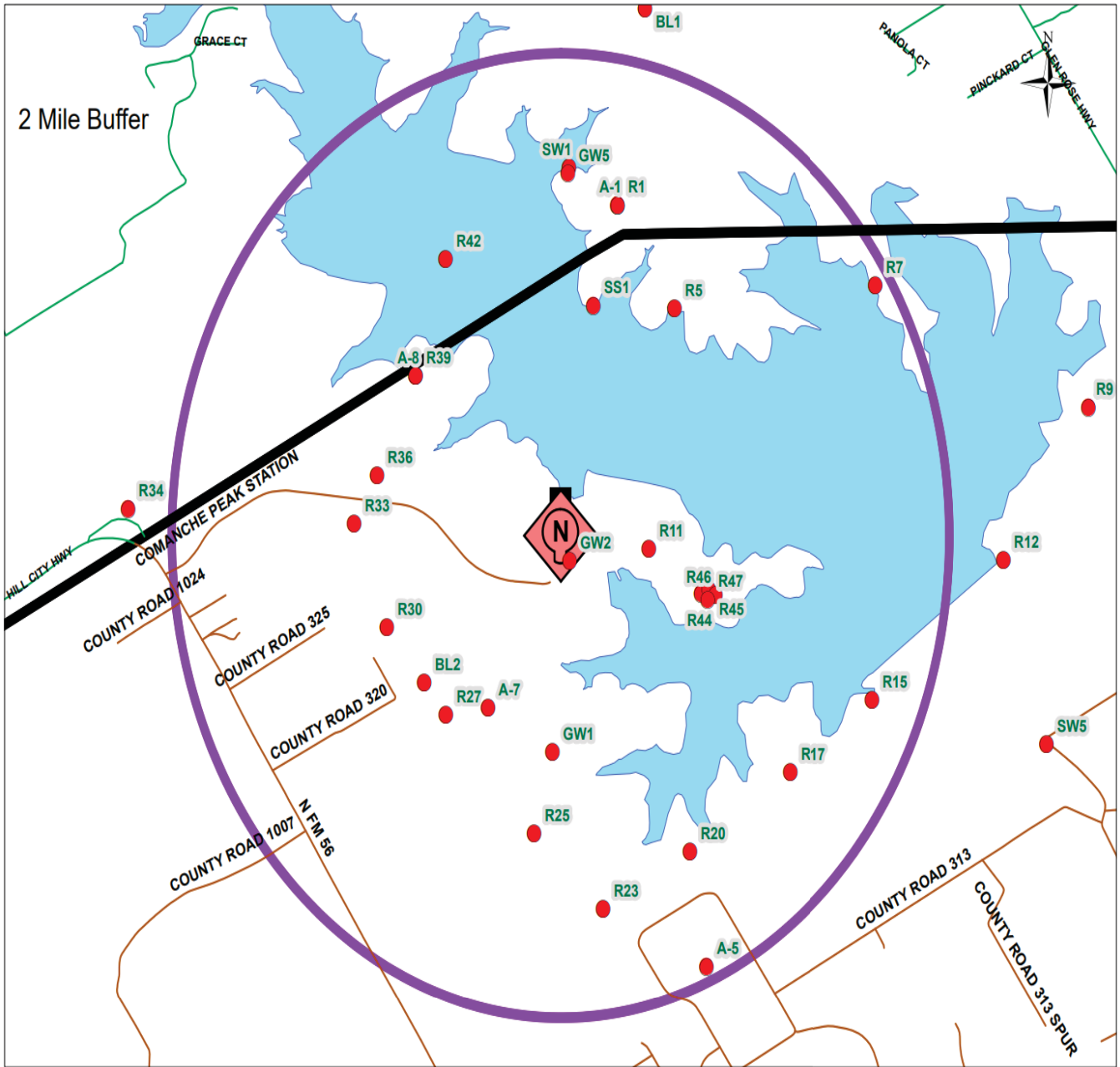


Figure 2, REMP Sample Locations (Near Field/Site Boundary)

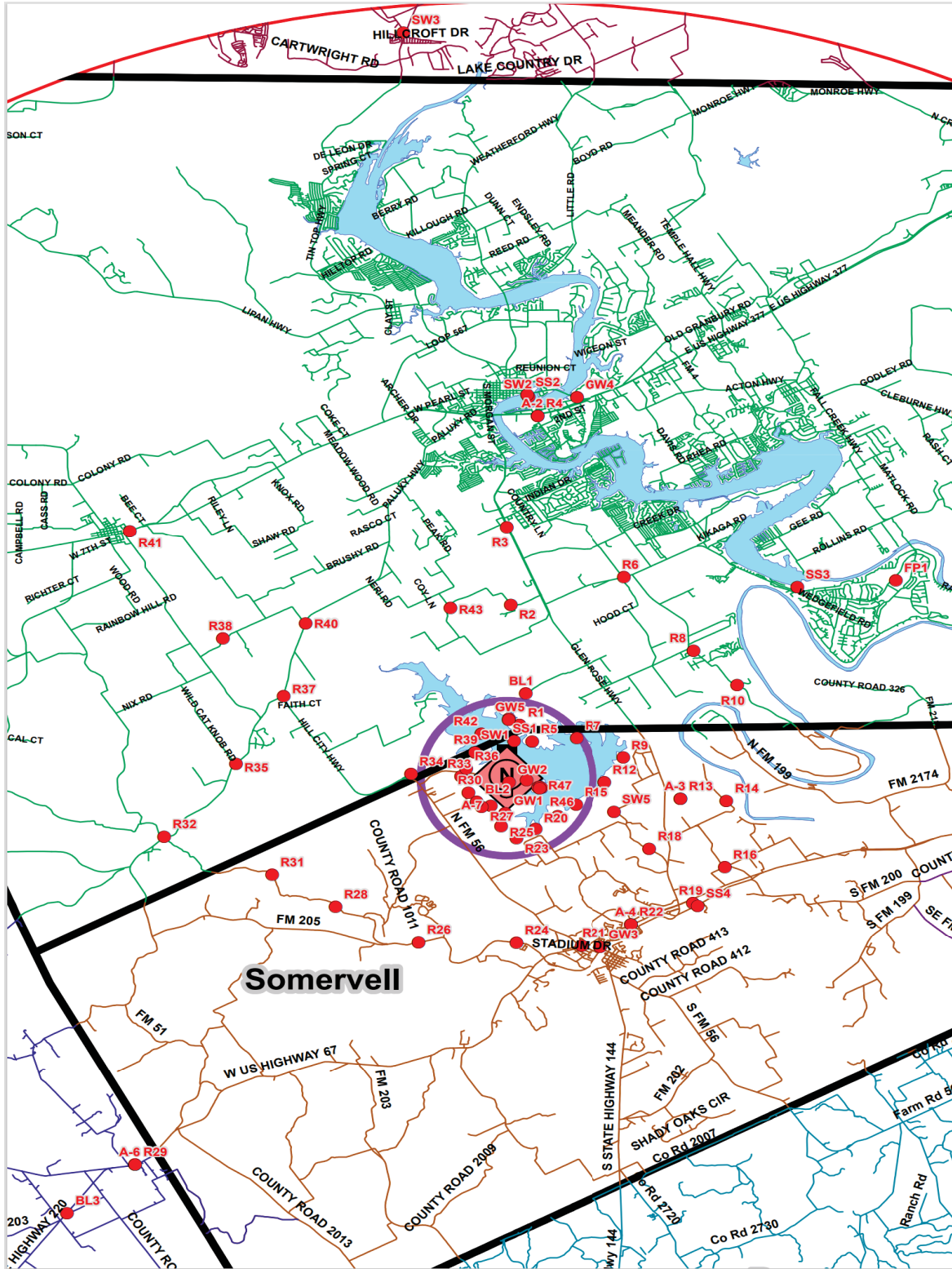


Figure 3, REMP Sample Locations (Far Field)

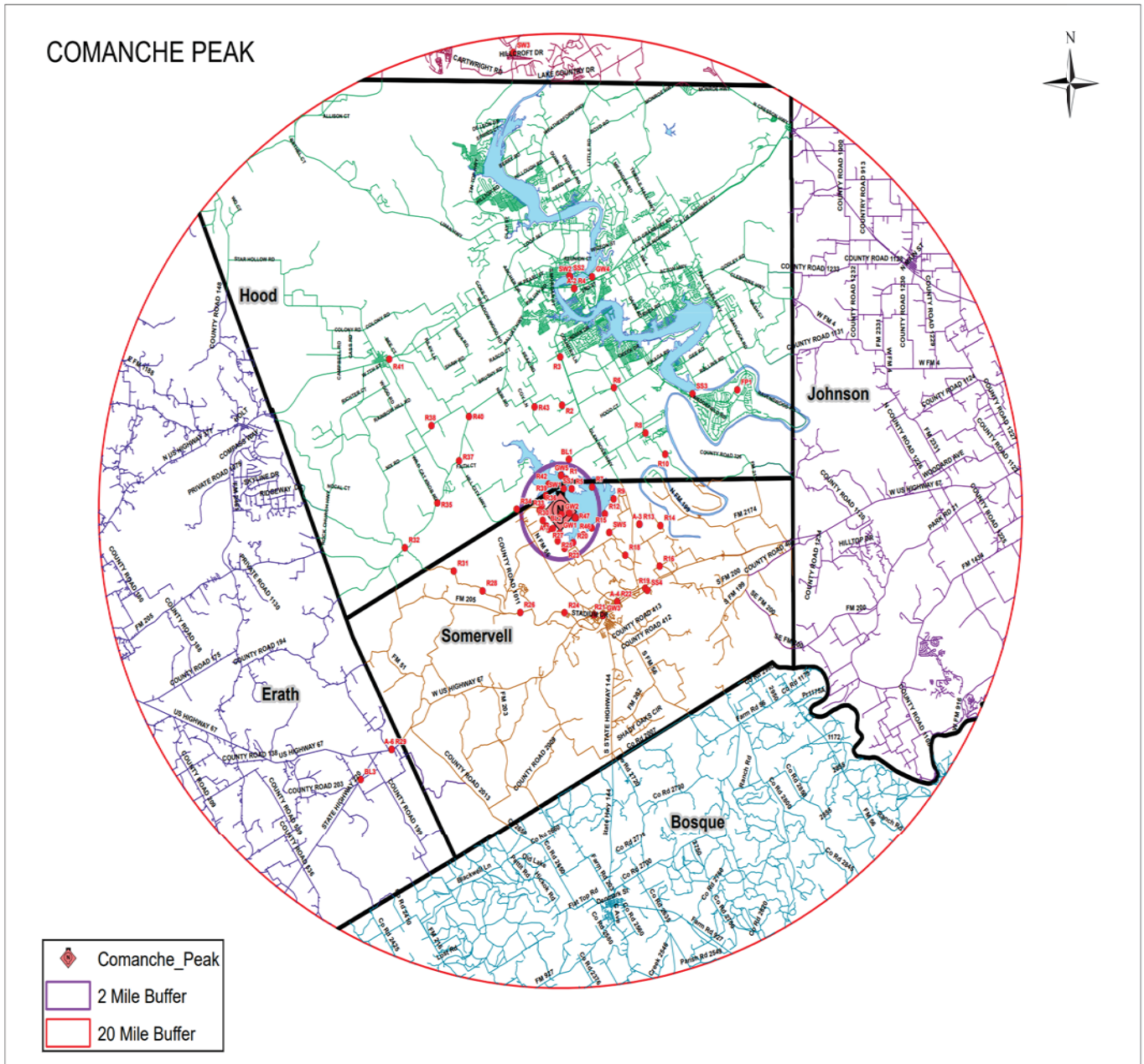


Figure 4, REMP Sample Locations (Onsite)

6.0 REPORTING LEVELS FOR RADIOACTIVITY CONCENTRATIONS IN ENVIRONMENTAL SAMPLES

Table 6, Reporting Levels for Radioactivity Concentrations in Environmental Samples

Radionuclide	Water (pCi/L)	Air Particulates or Gases (pCi/m ³)	Fish (pCi/kg-wet)	Milk (pCi/L)	Food Products (pCi/Kg-wet)
H-3	20,000 ¹	NA	NA	NA	NA
Mn-54	1,000	NA	30,000	NA	NA
Fe-59	400	NA	10,000	NA	NA
Co-58	1,000	NA	30,000	NA	NA
Co-60	300	NA	10,000	NA	NA
Zn-65	300	NA	20,000	NA	NA
Zr-Nb-95	400	NA	NA	NA	NA
I-131	2 ²	0.9	NA	3	100
Cs-134	30	10	1,000	60	1,000
Cs-137	50	20	2,000	70	2,000
Ba-La-140	200	NA	NA	300	NA

Table 7, Maximum Values for the Limit of Detection

Radionuclide	Water (pCi/L)	Air Particulates or Gases (pCi/m ³)	Fish (pCi/kg-wet)	Milk (pCi/L)	Food Products (pCi/Kg-wet)	Sediment (pCi/Kg-dry)
H-3	2,000 ³	NA	NA	NA	NA	NA
Mn-54	15	NA	130	NA	NA	NA
Fe-59	30	NA	260	NA	NA	NA
Co-58, Co-60	15	NA	130	NA	NA	NA
Zn-65	30	NA	260	NA	NA	NA
Zr-Nb-95	15	NA	NA	NA	NA	NA
I-131	1 ⁴	0.07	NA	1	60	NA
Cs-134	15	0.05	130	15	60	150
Cs-137	18	0.06	150	18	80	180
Ba-La-140	15	NA	NA	15	NA	NA

¹ For drinking water samples: If no drinking water pathway exists, a value of 30,000 pCi/L may be used.

² If no drinking water pathway exists, a value of 20 pCi/l may be used.

³ If no drinking water pathway exists, a value of 3,000 pCi/L may be used. Some states may require a lower LLD for drinking water sources- per 40CFR141 Safe drinking water ACT.

⁴ If no drinking water pathway exists, a value of 15 pCi/l may be used.

7.0 SAMPLING PROGRAM, PROGRAM MODIFICATION AND INTEPRETATION OF RESULTS

Data was collected prior to plant operation to determine background radioactivity levels in the environment. Annual data is routinely compared to preoperational and/or 10-year average values to determine if changes in the environs are present. Strict comparison is difficult to make due to fallout from historical nuclear weapon testing. Cesium-137 can be routinely found in environmental samples as a result of above ground nuclear weapons testing. It is important to note, levels of Cs-137 in environment are observed to fluctuate, for example as silt distributions shift due to natural erosion and transport processes, Cs-137 may or may not be observed in sediment samples. Results from samples collected and analyzed during the year 2025, are described below.

In the following sections, results from direct radiation, air, water, and food products analyzed as part of REMP in 2025 will be discussed. Sampling program descriptions and deviations will also be discussed.

7.1 Environmental Direct Radiation Dosimetry Sample Results

Dose is measured as net exposure (field reading less transit reading) normalized to 91-day quarters. Data is treated and analyzed consistent with ANSI/HPS N13.37-2014, which compares the measured dose for each location to the baseline background dose for that location. Environmental dose rates vary by location, depending on geological and land use considerations, and remain relatively constant for any given location (unless land use changes). Some facilities observe seasonal variation in environmental doses. Baseline Background Doses have been determined for both quarterly and annual measurements at each location using historical field measurements. Minimum Differential Doses for Annual and Quarterly periods have been determined based on 3-times the 90th percentile standard deviation for monitoring locations. Doses that exceed the Minimum Differential Dose value above the Baseline Background Dose are considered to indicate Facility-Related Dose; a quality assurance review is performed to verify that any results indicating Facility-Related Dose are accurate.

ANSI/HPS N13.37-2014 uses the concept of minimum differential dose (MDD), which is the minimum facility-related dose that can be detected above the baseline background. Due to natural background variations and measurement sensitivities and uncertainties, minimum differential dose is not zero. MDD is calculated based on performance of the dosimetry system in the environment and is about 7 mrem per quarter and 20 mrem per year. If a dosimeter indicates dose greater than background plus MDD, then the net dose (above background) is reported as Facility Related Dose.

During calendar year 2025, a total of 172 samples were collected and analyzed in accordance with the requirements in Table 1, Radiological Environmental Sampling Program – Exposure Pathway – Direct Radiation. **Attachment 4, Environmental Direct Radiation Dosimetry** Sample Results, includes the annual direct radiation dosimetry sample results.

All TLD analysis results were below detection limit.

7.2 Air Particulate and Radioiodine Sample Results

Air particulate filters and charcoal canisters were collected from locations specified in Table 2, Radiological Environmental Sampling Program – Exposure Pathway - Airborne. During calendar year 2025, a total of 420 samples were collected and analyzed for gross beta, gamma emitters and iodine. Particulate samplers are used to analyze gross beta activity following filter change out which occurs weekly. Gamma isotopic analysis is performed on composite samples collected at each location and is analyzed quarterly. Radioiodine (I-131) analysis is performed weekly on radioiodine sample cartridges.

All air particulate and radioiodine samples were below detection limit with the exception of naturally occurring radionuclides.

Typical of pre-operational and previous operational data results, the only radioactive nuclide identified in all the samples were naturally occurring radionuclides.

Refer to Figure 5: Air Particulate: Analysis for Gross Beta, Average Mean for All Indicator Vs. Control, for air particulate/ radioiodine sample trends.

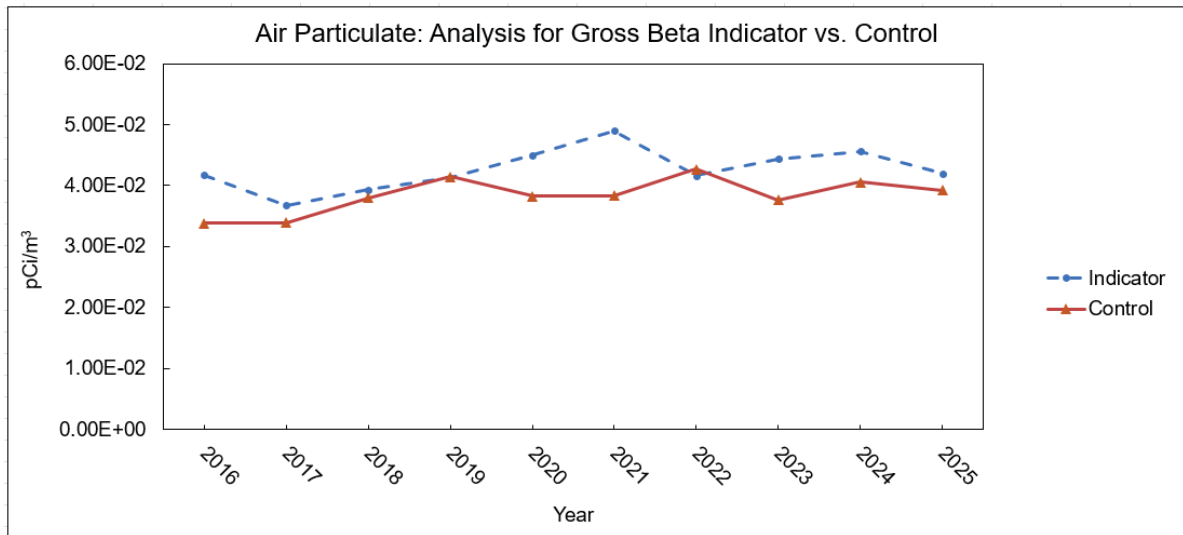


Figure 5: Air Particulate: Analysis for Gross Beta, Average Mean for All Indicator Vs. Control

7.3 Waterborne Sample Results

7.3.1 Surface Water (i.e., lake and stream)

Composite water samples are collected monthly at the upstream control location and at the downstream indicator locations. Monthly composite samples are analyzed for gamma emitters. Aliquots from the monthly composites are combined to form quarterly composites which is then analyzed for tritium. During calendar year 2025, a total of 48 surface water samples were collected and analyzed in accordance with the requirements in the ODCM and shown in Table 3, Radiological Environmental Sampling Program – Exposure Pathway - Waterborne.

Discharge Pathway Surface water monitoring stations are found at four locations as detailed in Table 3 –Radiological Environmental Monitoring Program – Exposure Pathway - Waterborne. Location N-1.5 provides samples representative of Squaw Creek reservoir surface water at a location beyond significant influence of the plant discharge. Location ESE-1.4 provides samples representative of discharges from Squaw Creek reservoir downstream to Squaw Creek and to Lake Granbury via an installed return line. *[NOTE: The installed return line to Lake Granbury has never been used to send water back to Lake Granbury.]* Location NE-7.4 provides samples of Lake Granbury surface water downstream of the discharge from the return line from Squaw Creek reservoir. A control sample is obtained from the Brazos River, upstream of Lake Granbury at location N-19.3. Discharge Pathway Surface water samples from Squaw Creek reservoir locations were collected weekly and composited for monthly gamma isotopic analysis. Samples from Lake Granbury locations were collected monthly and analyzed by gamma spectrometry. All Discharge Pathway Surface Water samples were also composited quarterly by location for tritium analysis.

All Discharge Pathways Surface Water samples were collected as required. Forty-eight samples were analyzed by gamma spectrometry. All results for the required radionuclides were reported as less than the required LLDs. Sixteen quarterly composited samples were analyzed for tritium. The results of the reported tritium values for Squaw Creek reservoir were in line with expected concentrations. The tritium values ranged from a high of **1.39E+04** pCi/l to a low of **1.15E+04** pCi/l. The results from Lake Granbury were all less than the required LLDs as expected. The tritium concentration reported in Squaw Creek is well below the action level of **3.00E+4** pCi/l and is following the expected concentration variations based on fuel cycles, power histories and reservoir makeup due to rain and pump transfers from Lake Granbury. Figure 6 – Surface Water Tritium Results indicates the last ten years of tritium concentration in Squaw Creek reservoir, Squaw Creek spillway, and Brazos River (control location). **Squaw Creek reservoir tritium is a direct product from the operation of CPNPP.**

There should not be any significant changes in the tritium concentrations in the near future and no action levels are anticipated. A review of pre-operational and operational data indicated the 2025 results were both expected and consistent with previous data and that no anomalies had occurred.

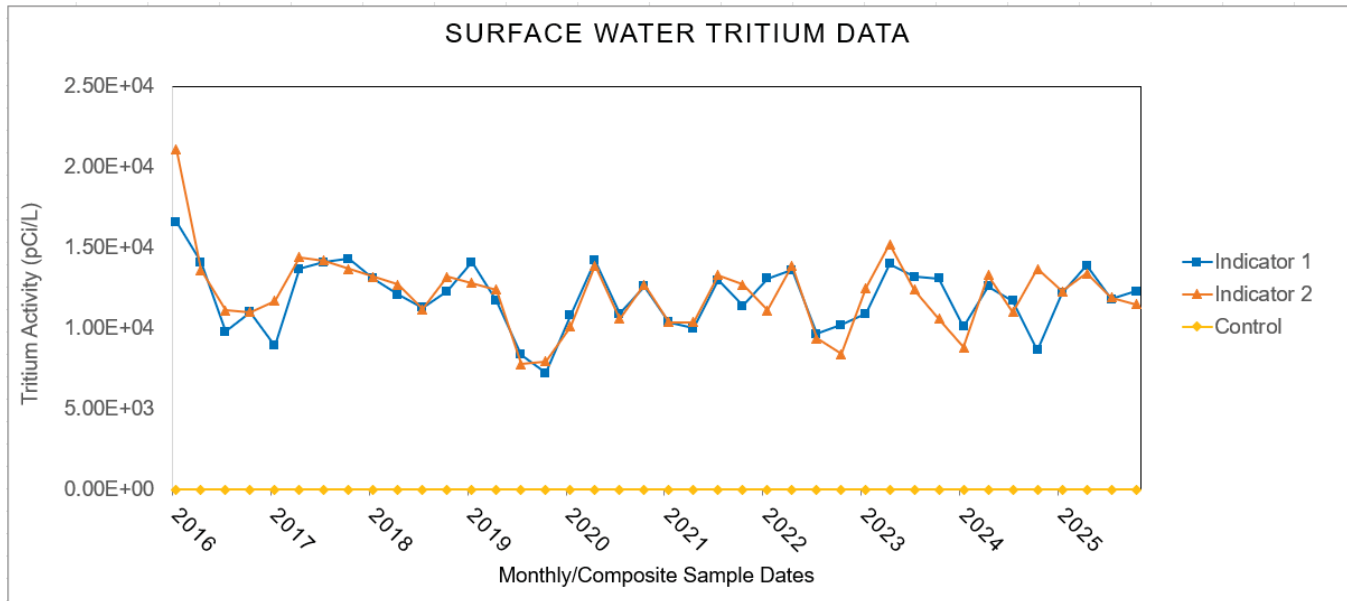


Figure 6: Surface Water Tritium Results

7.3.2 REMP Groundwater (Offsite Impact Monitoring)

Groundwater samples were collected from control location upgradient from the plant and indicator location down gradient from the plant. During calendar year 2025, a total of 20 groundwater water samples were collected from five different monitoring locations and analyzed in accordance with the requirements in the ODCM and shown in Table 3: Radiological Environmental Sampling Program – Exposure Pathway - Waterborne. A total of four control samples and a total of 16 indicator samples were collected. These samples were analyzed for tritium and gamma quarterly.

Groundwater supplies in the site area are not affected by plant effluents and are sampled only to provide confirmation that groundwater is not affected by plant discharges.

There were no radionuclides identified in any of the samples. All required LLDs were met for each required gamma emitting radionuclide. Tritium analysis was performed on twenty samples, all indicated less than the required LLD. Indicator and control results are illustrated in Figure 7. The results confirm that plant discharges are having no effect on groundwater in the area surrounding Comanche Peak.

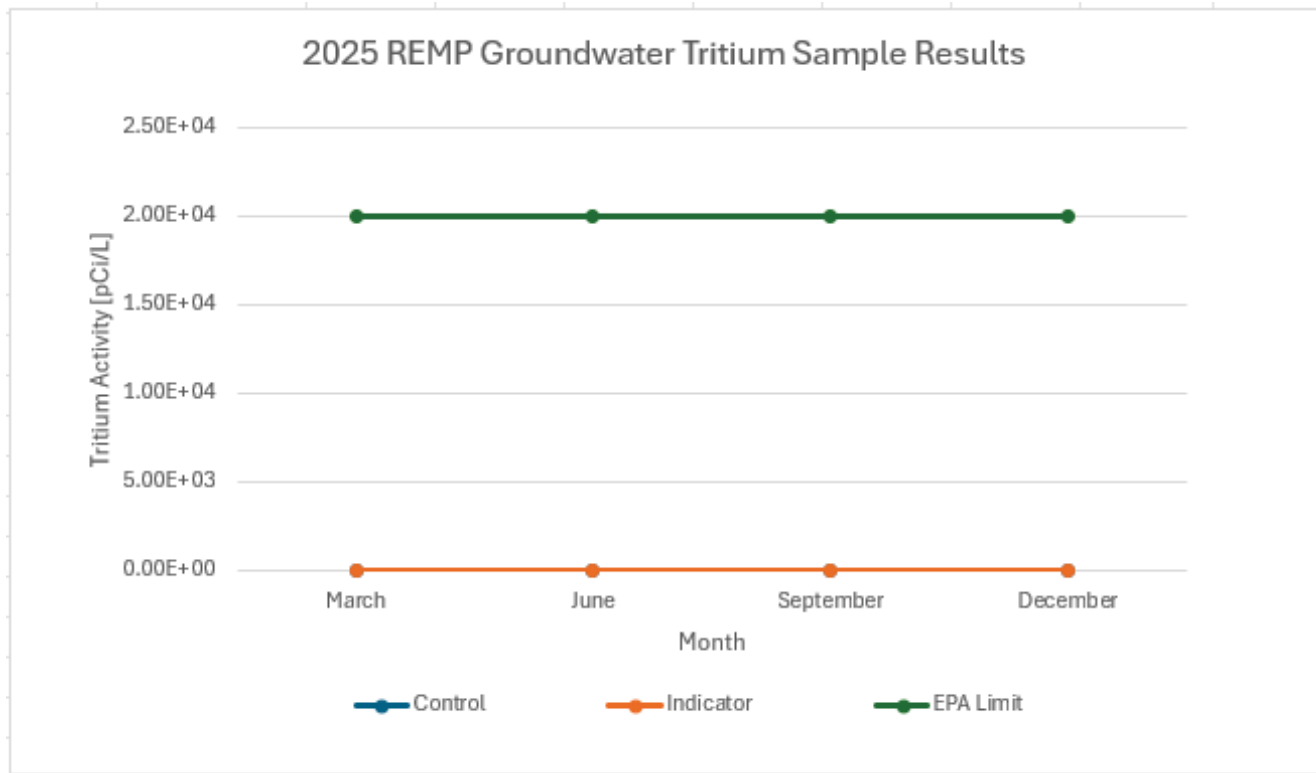


Figure 7: REMP Groundwater Tritium Sample Results

7.3.3 Drinking Water

A total of 24 drinking water samples were obtained in 2025. These samples were analyzed for gross beta, and gamma analysis monthly and tritium quarterly, in accordance with requirements in the ODCM and shown in Table 3, Radiological Environmental Sampling Program – Exposure Pathway - Waterborne.

Samples of water from Squaw Creek Reservoir were collected at the monitoring location NNW-0.1. There is not a surface water drinking source within a mile of CPNPP. Monitoring location N-9.9 is used as a surface drinking water location based on the proximity of the City of Granbury intake to the Granbury potable water system.

All samples were analyzed for gamma emitting radionuclides. There were no gamma emitting radionuclides positively identified in any of the twenty-four composite samples. Two samples from SW-2 and one sample from SW-6 indicated gamma emitters above background, but were determined to be false positives (e.g., high peak width, low abundance or no valid peak).

Tritium reported in Squaw Creek reservoir ranged from **1.15E+04 pCi/l** to **1.39E+04 pCi/l** and averaged **1.24E+04 pCi/l**. Tritium reported from all Lake Granbury water samples indicated less than the required LLD as expected.

Tritium results for location SW-2 and SW-6 are illustrated in Figure 8. SW-2 is the sample location near the intake to the City of Granbury potable water system. SW-6 is from Squaw Creek Reservoir. Squaw Creek Reservoir is not a source of drinking water but is included to identify the highest source of tritium concentration due to CPNPP Operation.

Gross beta results for location SW-2 and SW-6 are illustrated in Figure 9.

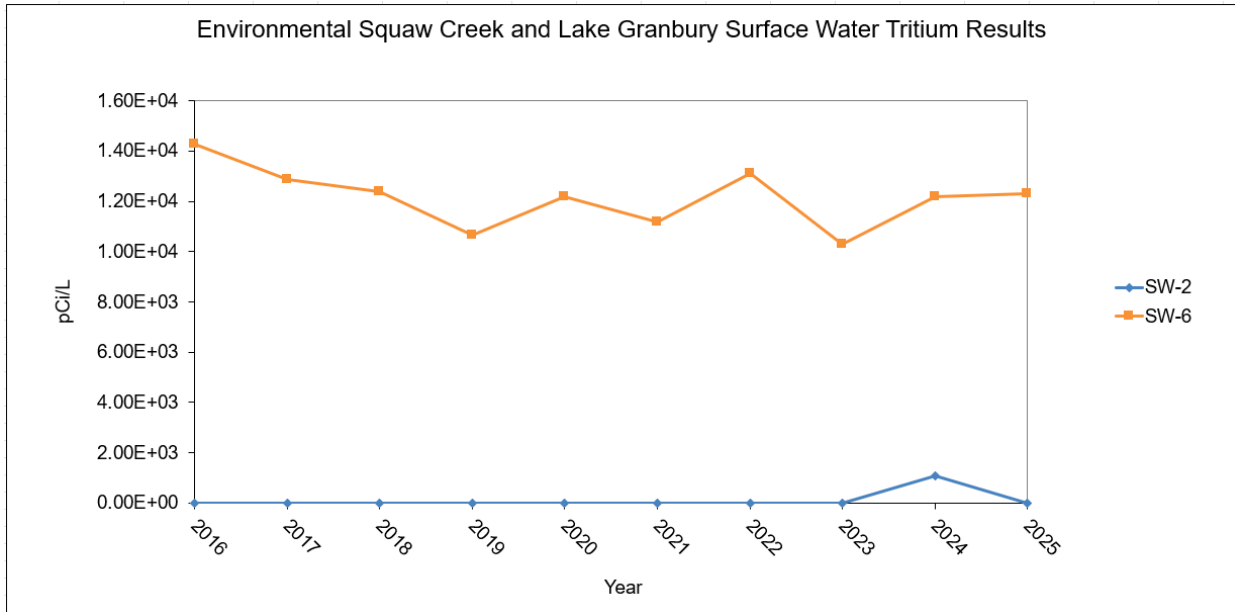


Figure 8: Drinking Water Tritium Sample Results

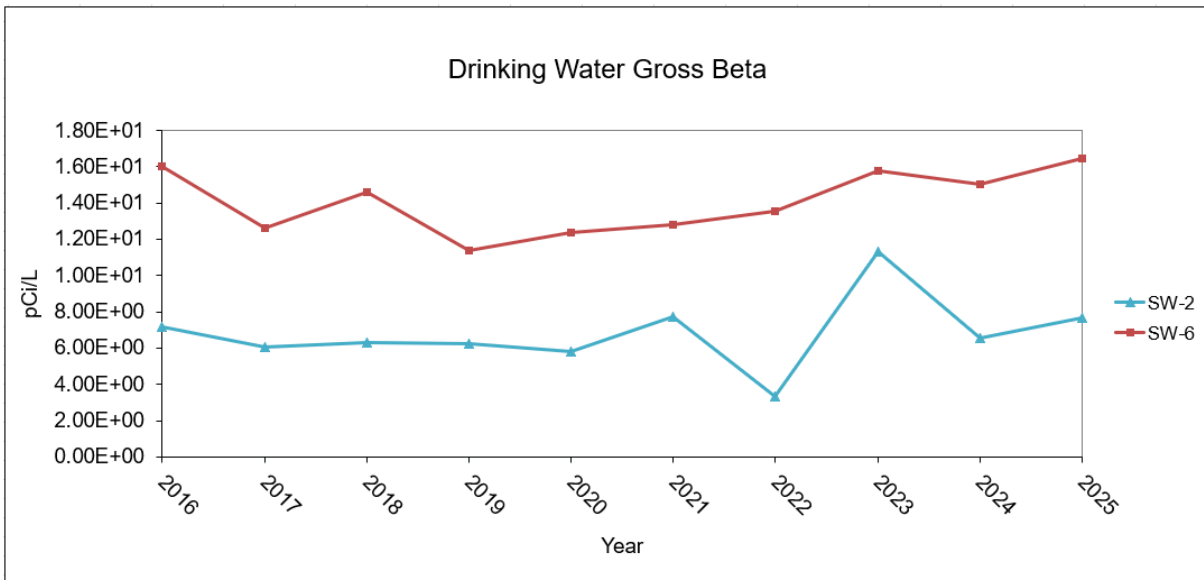


Figure 9: Drinking Water Gross Beta Samples Control location vs. Indicator Comparison

7.3.4 Sediment from Shoreline

Shoreline sediment collections were made in January and July 2025 and analyzed for gamma-emitting isotopes. Control locations are sampled in addition to indicator locations. A total of four shoreline samples were analyzed in accordance with requirements in the ODCM and shown in Table 3, Radiological Environmental Sampling Program – Exposure Pathway - Waterborne.

One sample location is along the shore of Squaw Creek Reservoir, one sample location is on Squaw Creek downstream of the dam discharge and two locations are along Lake Granbury's shores.

The process of shoreline sedimentation is a complex evolution whereby potential radionuclides and stable elements may concentrate in the bottom sediment of particular bodies of water. The concentrations are affected by such things as colloidal particles combining with chelating agents and biological action of bacteria and other benthic organisms. Monitoring of the area shorelines provides one of the first and best indicators of radionuclide deposition.

The shoreline sediment samples were analyzed with no positive results from plant-related radionuclides. There were two samples in 2025 that detected Cs-134 or Cs-137 above the minimum detectable activity. The sample analysis concluded either no valid peak or high counting uncertainty.

7.4 Ingestion Pathway Sample Results

7.4.1 Milk

Currently there are no milk sample locations within ten miles of the CPNPP site. CPNPP samples extra broadleaf locations as required due to no milk locations within the ten-mile radius therefore, no changes to the program are necessary. Milk sampling will be resumed if any future annual land use census determines a dairy has been established within the specified area.

7.4.2 Fish

A total of three fish samples were collected in 2025. These samples were analyzed for gamma emitting radionuclides in edible portions, in accordance with requirements of the ODCM and summarized in Table 4, Radiological Environmental Sampling Program – Exposure Pathway - Ingestion. Those two sample locations are collected from the indicator and control areas as required by the ODCM.

The fish from ENE-2.0 and NNE-8.0 were analyzed with no positive results from plant-related radionuclides.

7.4.3 Food Products

A total of one (pecans), sample was analyzed in 2025, for gamma emitting radionuclides in accordance with requirements of the ODCM, as summarized in Table 4, Radiological Environmental Sampling Program – Exposure Pathway - Ingestion.

Results of all required radionuclide results were reported as less than the required minimum detectable activity.

7.4.4 Grass and Leafy Vegetation

In accordance with the ODCM and as described in Table 4, Radiological Environmental Sampling Program – Exposure Pathway - Ingestion, 36 broad leaf vegetation samples were collected from growing locations nearest site boundary in areas of highest predicted annual average ground level D/Q. Samples are collected and analyzed for gamma isotopic and I-131 from the indicator and control locations monthly during growing season. It is common to detect Cs-137 in broadleaf samples at both indicator and control locations. Cs-137 can be attributed to offsite sources such as weapons testing, Chernobyl, and Fukushima events. While Cs-137 is periodically found in vegetation samples, the historical relationship between the indicator and control locations demonstrates that the plant is not the source of activity detected.

The grass and leafy vegetation samples were analyzed with no positive results from plant-related radionuclides. There were four samples in 2025 that detected either Cs-137 or La-140 above the minimum detectable activity. The sample analyses concluded that those radionuclides were false positives due to high counting uncertainty, no valid peak, low abundance or high peak width.

8.0 LAND USE CENSUS EXPOSURE PATHWAY

Annual Land Use Census required by the Offsite Dose Calculation Manual is performed to ensure that changes in the use of areas at or beyond the site boundary are identified and modifications to REMP are made if required by changes in land use. Land use census satisfies the requirements of Section IV.B.3 of Appendix I to 10 CFR 50 [2]. NUREG-1301/1302 Control 3.12.2 specifies that "a land use census shall be conducted and shall identify within a distance of 8 km (5 mi.) the location in each of the 16 meteorological sectors of the nearest milk animal, the nearest residence and the nearest garden of greater than 50 m² (500 ft²) producing broad leaf vegetation." Note, per NUREG-1301/1302, Broad leaf vegetation sampling of at least three different kinds of vegetation may be performed at the SITE BOUNDARY in each of two different direction sectors with the highest predicted D/Qs in lieu of the garden census.

A Land Use Census was conducted during calendar year, 2025, within the growing season to identify changes in land use, receptor locations, and new exposure pathways. The results for the 2025 Land Use Census are listed in Table 8: Land Use Census – Nearest Residence within 5 miles. The highest D/Q location for nearest garden and nearest milk animal did not change following the 2025 census.

Table 8: Land Use Census – Nearest Residence within 5 miles

Sector	Direction	Nearest Residence	Distance (Miles)	Nearest Milk Animal	Distance (Miles)	Garden	Distance (Miles)
1	N	Structure	2.6	NA	NA	NA	NA
2	NNE	Structure	2.5	NA	NA	NA	NA
3	NE	Structure	2.5	NA	NA	NA	NA
4	ENE	Structure	2.6	NA	NA	NA	NA
5	E	Structure	2.5	NA	NA	Tomatoes	4.2
6	ESE	Structure	2.2	NA	NA	NA	NA
7	SE	Structure	2.0	NA	NA	NA	NA
8	SSE	Structure	1.5	NA	NA	NA	NA
9	S	Structure	1.5	NA	NA	NA	NA
10	SSW	Structure	1.8	NA	NA	NA	NA
11	SW	Structure	0.8	NA	NA	NA	NA
12	WSW	Structure	0.8	NA	NA	NA	NA
13	W	Structure	1.6	NA	NA	NA	NA
14	WNW	Structure	2.5	NA	NA	NA	NA
15	NW	Structure	2.9	NA	NA	NA	NA
16	NNW	Structure	2.2	NA	NA	NA	NA

9.0 SAMPLE DEVIATIONS, ANOMALIES AND UNAVAILABILITY

Sampling and analysis are performed for media types addressed in the Offsite Dose Calculation Manual. Sampling and analysis challenges may be experienced due to a multitude of reasons including environmental factors, loss of TLDs, contamination of samples etc. To aid classification of sampling and analysis challenges experienced in 2025, the following three terms are used to describe the issues: Sample Anomalies (SA), Sample Deviation (SD), and Unavailable Samples (US).

Media that experienced downtime (i.e., air samplers or water samplers) during a surveillance period are classified as “Sample Deviation”. “Sample Anomalies” are defined as errors that were introduced to a sample once it arrived in the laboratory, errors that prevents the sample from being analyzed as it normally would or may have altered the outcome of the analysis (i.e., cross contamination, human error).

“Sample Unavailability” is defined as sample collection with no available sample (i.e., food crop, TLD).

All required samples were collected and analyzed as scheduled except for the following:

Table 9: Sample Deviation Summary

Sample Type and Analysis	Location	Collection Date or Period	Reason for not conducting REMP sampling as required by ODCM	Plans for preventing reoccurrence
Air Particulate and Charcoal	A-1	1/7/2025	(SD) Air Sample Station Pump stopped running due to loss of power from damaged power line.	Repaired power line.
Fish	F-2	1 st Half of 2025	(SD) Collected sample spoiled due to refrigerator failure.	No action necessary as sample could no longer be processed.
Surface Water	SW-2 and SW-6	4/29/2025	(SD) Surface Water samples not counted down to required LLD due to delay in counting.	Work out correction with contract laboratory.
Surface Water	SW-2 and SW-6	10/28/2025	(SD) Surface Water samples not counted down to required LLD due to delay in counting.	Work out correction with contract laboratory.
Air Particulate and Charcoal	A-4	6/3/2025 to 11/25/2025	(SD) Air Sampler ran at higher flow rate 100 lpm instead of 30 lpm.	Replaced air sampler and recalculated affected air samples.
Surface Water	SW-1, , SW-3, SW-4, SW-5, SW-6	12/30/2025	(SD) Reported Gamma Spectrum only included I-131.	Contacted Vendor to obtain updated results.
Surface Water	SW-2 and SW-6	11/25/2025	(SD) Reported Gamma Spectrum only included I-131.	Contacted Vendor to obtain updated results.
Direct Radiation	R-1 thru R-43	12/31/2025	(SD) Incorrect annual dosimeter reads	Recalculated from quarterly direct dosimeter reads.

10.0 OTHER SUPPLEMENTAL INFORMATION

10.1 NEI 07-07 Onsite Radiological Groundwater Monitoring Program

Comanche Peak Nuclear Power Plant has developed a Groundwater Protection Initiative (GPI) program in accordance with NEI 07-07, Industry Ground Water Protection Initiative – Final Guidance Document. The purpose of the GPI is to ensure timely detection and an effective response to situations involving inadvertent radiological releases to groundwater in order to prevent migration of licensed radioactive material off-site and to quantify impacts on decommissioning. It is important to note, samples and results taken in support of NEI 07-07 groundwater monitoring program are not part of the Radiological Environmental Monitoring Program (REMP). Results of NEI 07-07 Radiological Groundwater Monitoring Program for onsite Wells are communicated in the ARERR.

10.2 Independent Spent Fuel Storage Installation (ISFSI) Monitoring Program

The total number of fuel dry casks located at the CPNPP ISFSI pad by the end of 2025 was sixty-six (66). The ISFSI PAD is located within the same CPNPP owner-controlled area as the Unit 1 and 2

Protected Area. Prior to 2019 Direct Radiation monitoring was accomplished and reported with the established owner-controlled area Direct Radiation monitoring programs. Four (4) TLDs were added on each side of the PAD's fence for radiation monitoring, trending, and reporting within the Annual Environmental Report (locations 44, 45, 46, and 47).

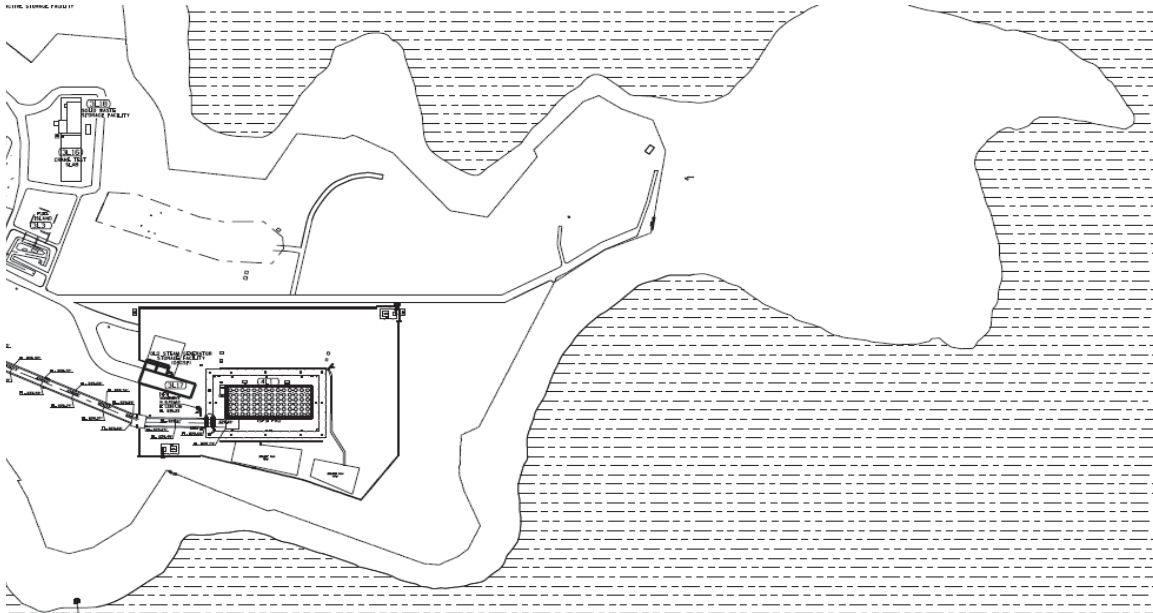


Figure 10. Map of ISFSI Pad

Table 10. ISFSI Environmental Direct Radiation Results (Units of mR Dose)

	1ST QTR	Average	2ND QTR	Average	3RD QTR	Average	4TH QTR	Average	AVG QTR TLD	Qtly TLD Average
Location	Total	mR/Day	Total	mR/Day	Total	mR/Day	Total	mR/Day	Total	mR/Day
SE-0.6 R44	77	0.848	75	0.829	67	0.735	92	1.009	78	0.855
SE-0.6 R45	231	2.534	215	2.367	204	2.245	239	2.631	222	2.444
SE-0.6 R46	188	2.062	179	1.972	188	2.061	198	2.175	188	2.068
SE-0.6 R47	219	2.405	213	2.345	210	2.306	223	2.453	216	2.377
AVERAGES	179	1.962	171	1.878	167	1.837	188	2.067	176	1.936

10.3 Corrections to Previous Reports

No corrections noted for prior CPNPP Annual Radiological Environmental Operating Reports.

11.0 **BIBLIOGRAPHY**

Annual Radiological Environmental Operating Report	YEAR: 2025	Page 31 of 127
Company: Vistra Corp	Comanche Peak Nuclear Power Plant	

- [1] NCRP, "Report No. 160, Ionizing Radiation Exposure of the Population of the United States," National Council on Radiation Protection, Bethesda, 2009.
- [2] "10 CFR 50, "Domestic Licensing of Production and Utilization Facilities", " US Nuclear Regulatory Commission, Washington, DC.
- [3] "Regulatory Guide 4.1, "Radiological Environmental Monitoring for Nuclear Power Plants", Revision 2," Nuclear Regulatory Commission, 2009.
- [4] "NUREG-1301, "Offsite Dose Calculation Manual Guidance: Standard Radiological Effluent Controls for Pressurized Water Reactors," .," Nuclear Regulatory Commission, April 1991.
- [5] "NUREG-1302, "Offsite Dose Calculation Manual Guidance: Standard Radiological Effluent Controls for Boiling Water Reactors,"," Nuclear Regulatory Commission, April 1991.
- [6] "Branch Technical Position, Revision 1," NRC000096, Submitted March 30, 2012, November 1979.
- [7] "Japan Atomic Energy Agency," 06 November 2020. [Online]. Available: https://www.jaea.go.jp/english/04/ntokai/houkan/houkan_02.html.
- [8] "Regulatory Guide 4.15, Quality Assurance for Radiological Monitoring Programs (Inception through Normal Operations to License Termination) -- Effluent Streams and the Environment," Nuclear Regulatory Commission, July, 2007.
- [9] "Regulatory Guide 4.13, Performance, Testing, and Procedural Specifications for Thermoluminescence Dosimetry: Environmental Applications, Revision 2," Nuclear Regulatory Commission, June, 2019.
- [10] "NUREG/CR-2919, "XOQDOQ Computer Program for the Meteorological Evaluation of Routine Effluent Releases at Nuclear Power Stations,"," Nuclear Regulatory Commission, September, 1982.
- [11] "Measurements of Radionuclides in the environment Sampling and Analysis of plutonium in soil," Nuclear Regulatory Commission, 1974.
- [12] "Ionizing Radiation Exposure of the Population of the United States," Bethesda, MD, 2009.
- [13] Nuclear Regulatory Commission, 30 June 2015. [Online]. Available: <http://www.nrc.gov/reading-rm/basic-ref/students/animated-pwr.html>. [Accessed October 2020].
- [14] "ICRP Publication 60, "ICRP Publication 60: 1990 Recommendations of the International Commission on Radiological Protection, 60," Annals of the ICRP Volume 21/1-3,," International Commission on Radiation Protection, October, 1991.
- [15] "NRC Resource Page," [Online]. Available: <http://www.nrc.gov/about-nrc/radiation.html>. [Accessed 10 November 2020].
- [16] "NUREG-0133, Preparation of Effluent Technical Specifications for Nuclear Power Plants," Nuclear Regulatory Commission, 1987.
- [17] "Regulatory Guide 1.109, "Calculation of Annual Doses to Man from Routine Releases of Reactor Effluents for the Purpose of Demonstrating Compliance with 10 CFR Part 50, Appendix I,," Nuclear Regulatory Commission, October, 1977.
- [18] [Online]. Available: <http://hps.org/hpspublications/radiationfactsheets.html>. [Accessed 2020].
- [19] "NEI 07-07, "Industry Ground Water Protection Initiative—Final Guidance Document,"," Nuclear Energy Institute, Washington, D.C..
- [20] "ANSI 13.37, Environmental Dosimetry- Criteria for System Design and Implementation," Health Physics Society (HPS), May, 2019.
- [21] "40 CFR Part 141, "National Primary Drinking Water Regulations,"," US Environmental Protection Agency, Washington, DC..

Annual Radiological Environmental Operating Report	YEAR: 2025	Page 32 of 127
Company: Vistra Corp	Comanche Peak Nuclear Power Plant	

- [22] Nuclear Regulatory Commission, 25 June 2015. [Online]. Available: <http://www.nrc.gov/reading-rm/basic-ref/students/animated-bwr.html>. [Accessed October 2020].
- [23] "NEI 07-07, "Industry Ground Water Protection Initiative—Final Guidance Document," Rev. 1," Nuclear Energy Institute, Washington, D.C., 2019.
- [24] Nuclear Regulatory Commission, 25 June 2015. [Online]. Available: <http://www.nrc.gov/reading-rm/basic-ref/students/animated-bwr.html>. [Accessed October 2020].
- [25] [Online]. Available: <http://hps.org/hpspublications/radiationfactsheets.html>. [Accessed 2020].
- [26] "Japan Atomic Energy Agency," 06 November 2020. [Online]. Available: https://www.jaea.go.jp/english/04/ntokai/houkan/houkan_02.html.
- [27] "NRC Resource Page," [Online]. Available: <http://www.nrc.gov/about-nrc/radiation.html>. [Accessed 10 November 2020].
- [28] "NUREG-0133, Preparation of Effluent Technical Specifications for Nuclear Power Plants," Nuclear Regulatory Commission, 1987.
- [29] Nuclear Regulatory Commission, 30 June 2015. [Online]. Available: <http://www.nrc.gov/reading-rm/basic-ref/students/animated-pwr.html>. [Accessed October 2020].
- [30] "Regulatory Guide 4.13, Performance, Testing, and Procedural Specifications for Thermoluminescence Dosimetry: Environmental Applications, Revision 2," Nuclear Regulatory Commission, June, 2019.
- [31] "Regulatory Guide 4.15, Quality Assurance for Radiological Monitoring Programs (Inception through Normal Operations to License Termination) -- Effluent Streams and the Environment," Nuclear Regulatory Commission, July, 2007.
- [32] "10 CFR 50 - Domestic Licensing of Production and Utilization Facilities," US Nuclear Regulatory Commission, Washington, DC.
- [33] "40 CFR 190 - Environmental Radiation Protection Standards for Nuclear Power Operation," US Environmental Protection Agency, Washington, DC.
- [34] "NUREG-0324 - XOQDOQ, Program for the Meteorological Evaluation of Routine Effluent Releases at Nuclear Power Stations," Nuclear Regulatory Commission, September, 1977.
- [35] "NCRP Report No. 160 - Ionizing Radiation Exposure of the Population of the United States," National Council on Radiation Protection and Measurements, Bethesda, MD, 2009.
- [36] "Regulatory Guide 1.109 - Calculation of Annual Doses to Man from Routine Releases of Reactor Effluents for the Purpose of Demonstrating Compliance with 10 CFR Part 50, Appendix I," Nuclear Regulatory Commission, October, 1977.
- [37] "40 CFR 141 - National Primary Drinking Water Regulations," US Environmental Protection Agency, Washington, DC..
- [38] "10 CFR 20 - Standards for Protection Against Radiation," US Nuclear Regulatory Commission, Washington, DC.

Attachment 1, Data Table Summary

Medium or Pathway Sampled (Units)	Type, Total Number of Analyses performed (e.g., I-131, 400)	Lower Limit of Detection (LLD)	Indicator Mean ⁵ ; (f ₆). Range ¹	Location with Highest Annual Mean		Control Mean ¹ (f ²). Range ¹	Number of Nonroutine Reported Measurements
				Name Distance and Direction	Mean ¹ (f ²) Range ¹		
Air Particulates (pCi/m ³)	Beta, 420	0.01	4.11E-02	N-1.45 (A-1)	5.08E-02	3.92E-02	0
Airborne Radioiodine (pCi/m ³)	I-131, 420	0.07	9.93E-03	N-1.45 (A-1)	1.26E-02	1.21E-02	0
Air Particulates, Composite (pCi/m ³)	Gamma Spectrum, 32	Range (0.05 to 0.06)	Background	NA	NA	NA	0
Direct Radiation (mR/Qtr.)	Gamma Spectrum, 43	N/A	Background	NA	NA	NA	0
Vegetation (pCi/kg-wet)	Gamma Spectrum/I-131, 36	Range (60 to 80)	Background	NA	NA	NA	0
Surface Water (pCi/L)	Gamma Spectrum/Tritium/I-131, 48	Gamma Range (15 to 30), Tritium (2000), I-131 (1)	Background (gamma, Tritium, I-131)	NA	NA	NA	0
Fish (pCi/kg-wet)	Gamma Spectrum, 3	Range (130 to 260)	Background	NA	NA	NA	0
Sediment (pCi/kg-dry)	Gamma Spectrum, 4	Range (150 to 180)	Background	NA	NA	NA	0

⁵ Mean and range are based on detectable measurements only.

⁶ Fraction of detectable measurements at specified locations is indicated in parentheses.

Attachment 2, Complete Data Table for All Analysis Results Obtained In 2025

Air Sample Location A-1 Air Charcoal

Sample Type	Lab ID	Collection Date	Radionuclide	Result	Uncertainty	MDC	Units
Air Charcoal	704649015	1/14/2025	Iodine-131	1.15E-02	6.86E-03	2.85E-02	pCi/m3
Air Charcoal	705562015	1/21/2025	Iodine-131	-3.78E-03	8.17E-03	2.56E-02	pCi/m3
Air Charcoal	706700015	1/28/2025	Iodine-131	-6.88E-04	7.55E-03	2.54E-02	pCi/m3
Air Charcoal	708283015	2/4/2025	Iodine-131	-5.50E-03	9.39E-03	2.96E-02	pCi/m3
Air Charcoal	709588015	2/11/2025	Iodine-131	-2.21E-02	2.75E-02	6.41E-02	pCi/m3
Air Charcoal	710180015	2/18/2025	Iodine-131	2.15E-02	1.43E-02	5.72E-02	pCi/m3
Air Charcoal	710722015	2/25/2025	Iodine-131	-2.90E-03	7.00E-03	2.26E-02	pCi/m3
Air Charcoal	712435015	3/4/2025	Iodine-131	-1.67E-02	1.53E-02	3.96E-02	pCi/m3
Air Charcoal	713883015	3/11/2025	Iodine-131	2.15E-02	2.08E-02	6.76E-02	pCi/m3
Air Charcoal	715011015	3/18/2025	Iodine-131	-6.91E-03	1.75E-02	5.65E-02	pCi/m3
Air Charcoal	716561015	3/25/2025	Iodine-131	9.57E-03	1.74E-02	6.17E-02	pCi/m3
Air Charcoal	717456015	4/1/2025	Iodine-131	-1.38E-03	7.02E-03	2.31E-02	pCi/m3
Air Charcoal	718762015	4/8/2025	Iodine-131	1.55E-02	1.12E-02	4.72E-02	pCi/m3
Air Charcoal	721053015	4/22/2025	Iodine-131	9.02E-04	5.86E-03	2.00E-02	pCi/m3
Air Charcoal	721133015	4/15/2025	Iodine-131	9.84E-03	1.21E-02	4.49E-02	pCi/m3
Air Charcoal	722143015	4/29/2025	Iodine-131	6.31E-03	1.66E-02	5.58E-02	pCi/m3
Air Charcoal	723323015	5/6/2025	Iodine-131	4.39E-04	1.36E-02	4.70E-02	pCi/m3
Air Charcoal	724611015	5/13/2025	Iodine-131	1.45E-02	1.71E-02	6.25E-02	pCi/m3
Air Charcoal	725670015	5/20/2025	Iodine-131	-9.07E-03	9.15E-03	2.82E-02	pCi/m3

Air Sample Location A-1 Air Charcoal

Sample Type	Lab ID	Collection Date	Radionuclide	Result	Uncertainty	MDC	Units
Air Charcoal	726411015	5/27/2025	Iodine-131	1.06E-02	1.66E-02	6.08E-02	pCi/m3
Air Charcoal	727723015	6/3/2025	Iodine-131	5.75E-03	1.83E-02	6.35E-02	pCi/m3
Air Charcoal	728553015	6/10/2025	Iodine-131	-2.71E-03	2.08E-02	6.92E-02	pCi/m3
Air Charcoal	729843015	6/17/2025	Iodine-131	-1.75E-04	1.03E-02	3.46E-02	pCi/m3
Air Charcoal	730552015	6/24/2025	Iodine-131	7.45E-03	1.45E-02	5.22E-02	pCi/m3
Air Charcoal	731677015	7/1/2025	Iodine-131	3.14E-02	1.67E-02	6.75E-02	pCi/m3
Air Charcoal	732477015	7/8/2025	Iodine-131	1.82E-02	1.62E-02	2.19E-02	pCi/m3
Air Charcoal	733701015	7/15/2025	Iodine-131	6.10E-03	6.32E-03	2.48E-02	pCi/m3
Air Charcoal	734947015	7/22/2025	Iodine-131	6.92E-02	5.18E-02	7.85E-02	pCi/m3
Air Charcoal	735997015	7/29/2025	Iodine-131	-1.10E-02	1.52E-02	4.85E-02	pCi/m3
Air Charcoal	737197015	8/5/2025	Iodine-131	-4.49E-03	1.02E-02	3.37E-02	pCi/m3
Air Charcoal	738385015	8/12/2025	Iodine-131	-2.89E-02	1.58E-02	4.16E-02	pCi/m3
Air Charcoal	740077015	8/19/2025	Iodine-131	-9.11E-03	7.48E-03	2.22E-02	pCi/m3
Air Charcoal	740471015	8/26/2025	Iodine-131	-4.43E-04	6.66E-03	2.10E-02	pCi/m3
Air Charcoal	742071015	9/2/2025	Iodine-131	1.18E-02	1.07E-02	4.16E-02	pCi/m3
Air Charcoal	742400015	9/9/2025	Iodine-131	-1.22E-02	1.84E-02	4.51E-02	pCi/m3
Air Charcoal	743862015	9/16/2025	Iodine-131	1.43E-02	9.15E-03	2.76E-02	pCi/m3
Air Charcoal	744952015	9/23/2025	Iodine-131	-1.59E-02	2.80E-02	6.87E-02	pCi/m3
Air Charcoal	745967015	9/30/2025	Iodine-131	-1.10E-02	1.03E-02	2.46E-02	pCi/m3
Air Charcoal	746944015	10/7/2025	Iodine-131	5.34E-03	8.86E-03	2.67E-02	pCi/m3

Air Sample Location A-1 Air Charcoal

Sample Type	Lab ID	Collection Date	Radionuclide	Result	Uncertainty	MDC	Units
Air Charcoal	747645015	10/14/2025	Iodine-131	3.12E-03	1.43E-02	4.15E-02	pCi/m3
Air Charcoal	748916015	10/21/2025	Iodine-131	-7.24E-03	1.75E-02	4.87E-02	pCi/m3
Air Charcoal	749944015	10/28/2025	Iodine-131	7.54E-04	8.89E-03	2.76E-02	pCi/m3
Air Charcoal	751497015	11/4/2025	Iodine-131	-5.25E-03	8.89E-03	2.45E-02	pCi/m3
Air Charcoal	752367015	11/11/2025	Iodine-131	5.90E-03	2.13E-02	6.19E-02	pCi/m3
Air Charcoal	753369015	11/18/2025	Iodine-131	-7.52E-03	8.77E-03	2.30E-02	pCi/m3
Air Charcoal	754487015	11/25/2025	Iodine-131	-1.87E-04	5.23E-03	1.69E-02	pCi/m3
Air Charcoal	755123015	12/2/2025	Iodine-131	4.55E-03	4.95E-03	1.80E-02	pCi/m3
Air Charcoal	756410015	12/9/2025	Iodine-131	4.65E-03	2.14E-02	6.14E-02	pCi/m3
Air Charcoal	757343015	12/16/2025	Iodine-131	2.82E-02	1.34E-02	5.28E-02	pCi/m3
Air Charcoal	758223015	12/23/2025	Iodine-131	1.06E-02	1.28E-02	4.44E-02	pCi/m3

Air Sample Location A-1 Air Particulate

Sample Type	Lab ID	Collection Date	Radionuclide	Result	Uncertainty	MDC	Units
Air Particulate	704649007	1/14/2025	BETA	7.48E-02	4.41E-03	4.73E-03	pCi/m3
Air Particulate	705562007	1/21/2025	BETA	4.91E-02	2.65E-03	2.63E-03	pCi/m3
Air Particulate	706700007	1/28/2025	BETA	5.35E-02	2.78E-03	2.59E-03	pCi/m3
Air Particulate	708283007	2/4/2025	BETA	5.86E-02	2.86E-03	2.53E-03	pCi/m3
Air Particulate	709588007	2/11/2025	BETA	4.97E-02	2.59E-03	2.46E-03	pCi/m3
Air Particulate	710180007	2/18/2025	BETA	6.72E-02	3.05E-03	2.62E-03	pCi/m3
Air Particulate	710722007	2/25/2025	BETA	4.96E-02	2.69E-03	2.72E-03	pCi/m3

Air Sample Location A-1 Air Particulate

Sample Type	Lab ID	Collection Date	Radionuclide	Result	Uncertainty	MDC	Units
Air Particulate	712435007	3/4/2025	BETA	4.27E-02	2.43E-03	2.46E-03	pCi/m3
Air Particulate	713883007	3/11/2025	BETA	3.61E-02	2.28E-03	2.50E-03	pCi/m3
Air Particulate	715011007	3/18/2025	BETA	2.50E-02	1.93E-03	2.47E-03	pCi/m3
Air Particulate	716561007	3/25/2025	BETA	4.00E-02	2.39E-03	2.58E-03	pCi/m3
Air Particulate	717456007	4/1/2025	BETA	3.33E-02	2.18E-03	2.45E-03	pCi/m3
Air Particulate	718762007	4/8/2025	BETA	4.04E-02	2.40E-03	2.40E-03	pCi/m3
Air Particulate	721053007	4/22/2025	BETA	3.77E-02	2.32E-03	2.40E-03	pCi/m3
Air Particulate	721133007	4/15/2025	BETA	4.59E-02	2.49E-03	2.32E-03	pCi/m3
Air Particulate	722143007	4/29/2025	BETA	3.67E-02	2.36E-03	2.69E-03	pCi/m3
Air Particulate	723323007	5/6/2025	BETA	3.53E-02	2.24E-03	2.41E-03	pCi/m3
Air Particulate	724611007	5/13/2025	BETA	3.66E-02	2.30E-03	2.38E-03	pCi/m3
Air Particulate	725670007	5/20/2025	BETA	4.26E-02	2.48E-03	2.65E-03	pCi/m3
Air Particulate	726411007	5/27/2025	BETA	3.30E-02	2.19E-03	2.64E-03	pCi/m3
Air Particulate	727723007	6/3/2025	BETA	3.20E-02	2.14E-03	2.36E-03	pCi/m3
Air Particulate	728553007	6/10/2025	BETA	2.92E-02	2.12E-03	2.57E-03	pCi/m3
Air Particulate	729843007	6/17/2025	BETA	2.34E-02	1.86E-03	2.41E-03	pCi/m3
Air Particulate	730552007	6/24/2025	BETA	3.52E-02	2.27E-03	2.53E-03	pCi/m3
Air Particulate	731677007	7/1/2025	BETA	2.41E-02	1.90E-03	2.36E-03	pCi/m3
Air Particulate	732477007	7/8/2025	BETA	3.17E-02	2.16E-03	2.41E-03	pCi/m3
Air Particulate	733701007	7/15/2025	BETA	2.52E-02	1.91E-03	2.23E-03	pCi/m3
Air Particulate	734947007	7/22/2025	BETA	3.48E-02	2.23E-03	2.39E-03	pCi/m3
Air Particulate	735997007	7/29/2025	BETA	2.66E-02	1.96E-03	2.34E-03	pCi/m3

Air Sample Location A-1 Air Particulate

Sample Type	Lab ID	Collection Date	Radionuclide	Result	Uncertainty	MDC	Units
Air Particulate	737197007	8/5/2025	BETA	3.69E-02	2.26E-03	2.21E-03	pCi/m3
Air Particulate	738385007	8/12/2025	BETA	3.87E-02	2.36E-03	2.53E-03	pCi/m3
Air Particulate	740077007	8/19/2025	BETA	2.82E-02	2.05E-03	2.44E-03	pCi/m3
Air Particulate	740471007	8/26/2025	BETA	4.74E-02	2.58E-03	2.42E-03	pCi/m3
Air Particulate	742071007	9/2/2025	BETA	3.41E-02	2.19E-03	2.40E-03	pCi/m3
Air Particulate	742400007	9/9/2025	BETA	7.50E-02	3.14E-03	2.31E-03	pCi/m3
Air Particulate	743862007	9/16/2025	BETA	9.79E-02	3.61E-03	2.45E-03	pCi/m3
Air Particulate	744952007	9/23/2025	BETA	2.18E-01	8.52E-03	5.85E-03	pCi/m3
Air Particulate	745967007	9/30/2025	BETA	1.03E-01	3.65E-03	2.35E-03	pCi/m3
Air Particulate	746944007	10/7/2025	BETA	9.56E-02	3.61E-03	2.45E-03	pCi/m3
Air Particulate	747645007	10/14/2025	BETA	8.82E-02	3.43E-03	2.32E-03	pCi/m3
Air Particulate	748916007	10/21/2025	BETA	1.07E-01	3.71E-03	2.27E-03	pCi/m3
Air Particulate	749944007	10/28/2025	BETA	2.56E-02	1.97E-03	2.48E-03	pCi/m3
Air Particulate	751497007	11/4/2025	BETA	3.50E-02	2.22E-03	2.48E-03	pCi/m3
Air Particulate	752367007	11/11/2025	BETA	3.84E-02	2.31E-03	2.35E-03	pCi/m3
Air Particulate	753369007	11/18/2025	BETA	3.39E-02	2.22E-03	2.29E-03	pCi/m3
Air Particulate	754487007	11/25/2025	BETA	2.98E-02	2.04E-03	2.25E-03	pCi/m3
Air Particulate	755123007	12/2/2025	BETA	4.06E-02	2.39E-03	2.49E-03	pCi/m3
Air Particulate	756410007	12/9/2025	BETA	9.38E-02	3.58E-03	2.54E-03	pCi/m3
Air Particulate	757343007	12/16/2025	BETA	5.46E-02	2.73E-03	2.45E-03	pCi/m3
Air Particulate	758223007	12/23/2025	BETA	4.76E-02	2.60E-03	2.51E-03	pCi/m3
Air Particulate	758234007	12/30/2025	BETA	4.41E-02	2.48E-03	2.44E-03	pCi/m3

Air Sample Location A-1 Air Particulate

Sample Type	Lab ID	Collection Date	Radionuclide	Result	Uncertainty	MDC	Units
Air Particulate	759271007	1/6/2026	BETA	7.77E-02	3.29E-03	2.53E-03	pCi/m3

Air Sample Location A-1 Air Quarterly Composite Gamma Spectroscopy

Sample Type	Lab ID	Collection Date	Radionuclide	Result	Uncertainty	MDC	Units
Air Particulate	721778007	3/25/2025	Cesium-134	7.15E-05	2.22E-04	7.61E-04	pCi/m3
Air Particulate	721778007	3/25/2025	Cesium-137	-2.97E-04	2.21E-04	5.43E-04	pCi/m3
Air Particulate	736793007	7/1/2025	Cesium-134	4.31E-05	1.87E-04	6.31E-04	pCi/m3
Air Particulate	736793007	7/1/2025	Cesium-137	-1.56E-04	1.43E-04	3.85E-04	pCi/m3
Air Particulate	750760007	9/30/2025	Cesium-134	-3.02E-05	1.27E-04	4.17E-04	pCi/m3
Air Particulate	750760007	9/30/2025	Cesium-137	-8.66E-05	1.03E-04	3.22E-04	pCi/m3
Air Particulate	762188007	12/30/2025	Cesium-134	5.85E-05	1.51E-04	4.59E-04	pCi/m3
Air Particulate	762188007	12/30/2025	Cesium-137	1.62E-04	1.20E-04	4.34E-04	pCi/m3

Air Sample Location A-2 Air Charcoal

Sample Type	Lab ID	Collection Date	Radionuclide	Result	Uncertainty	MDC	Units
Air Charcoal	703311016	1/7/2025	Iodine-131	4.37E-03	1.96E-02	5.36E-02	pCi/m3
Air Charcoal	704649016	1/14/2025	Iodine-131	-8.95E-04	4.87E-03	1.60E-02	pCi/m3
Air Charcoal	705562016	1/21/2025	Iodine-131	-1.04E-02	8.79E-03	2.48E-02	pCi/m3
Air Charcoal	706700016	1/28/2025	Iodine-131	7.56E-03	9.97E-03	3.56E-02	pCi/m3
Air Charcoal	708283016	2/4/2025	Iodine-131	-2.53E-02	1.00E-02	2.20E-02	pCi/m3
Air Charcoal	709588016	2/11/2025	Iodine-131	-1.71E-02	2.74E-02	6.49E-02	pCi/m3
Air Charcoal	710180016	2/18/2025	Iodine-131	1.74E-02	2.06E-02	6.56E-02	pCi/m3
Air Charcoal	710722016	2/25/2025	Iodine-131	-1.37E-03	8.63E-03	2.84E-02	pCi/m3
Air Charcoal	712435016	3/4/2025	Iodine-131	1.85E-02	1.35E-02	5.42E-02	pCi/m3
Air Charcoal	713883016	3/11/2025	Iodine-131	-2.09E-02	3.03E-02	6.36E-02	pCi/m3
Air Charcoal	715011016	3/18/2025	Iodine-131	1.25E-03	1.15E-02	3.99E-02	pCi/m3
Air Charcoal	716561016	3/25/2025	Iodine-131	-1.44E-02	1.80E-02	5.33E-02	pCi/m3

Air Sample Location A-2 Air Charcoal

Sample Type	Lab ID	Collection Date	Radionuclide	Result	Uncertainty	MDC	Units
Air Charcoal	717456016	4/1/2025	Iodine-131	-4.96E-03	7.78E-03	2.39E-02	pCi/m3
Air Charcoal	718762016	4/8/2025	Iodine-131	-1.42E-03	1.29E-02	4.26E-02	pCi/m3
Air Charcoal	721053016	4/22/2025	Iodine-131	-4.49E-03	6.32E-03	1.89E-02	pCi/m3
Air Charcoal	721133016	4/15/2025	Iodine-131	-1.01E-02	9.54E-03	2.58E-02	pCi/m3
Air Charcoal	722143016	4/29/2025	Iodine-131	1.29E-02	1.78E-02	6.26E-02	pCi/m3
Air Charcoal	723323016	5/6/2025	Iodine-131	-7.18E-03	1.55E-02	4.91E-02	pCi/m3
Air Charcoal	724611016	5/13/2025	Iodine-131	-2.31E-02	1.75E-02	4.97E-02	pCi/m3
Air Charcoal	725670016	5/20/2025	Iodine-131	-9.24E-03	1.08E-02	3.37E-02	pCi/m3
Air Charcoal	726411016	5/27/2025	Iodine-131	-1.12E-02	1.15E-02	3.28E-02	pCi/m3
Air Charcoal	727723016	6/3/2025	Iodine-131	1.30E-02	1.80E-02	6.29E-02	pCi/m3
Air Charcoal	728553016	6/10/2025	Iodine-131	1.28E-02	1.56E-02	5.58E-02	pCi/m3
Air Charcoal	729843016	6/17/2025	Iodine-131	-1.23E-02	1.15E-02	3.33E-02	pCi/m3
Air Charcoal	730552016	6/24/2025	Iodine-131	2.64E-02	1.76E-02	6.54E-02	pCi/m3
Air Charcoal	731677016	7/1/2025	Iodine-131	1.80E-02	1.60E-02	6.11E-02	pCi/m3
Air Charcoal	732477016	7/8/2025	Iodine-131	-2.35E-02	1.16E-02	3.20E-02	pCi/m3
Air Charcoal	733701016	7/15/2025	Iodine-131	2.10E-03	9.71E-03	3.36E-02	pCi/m3
Air Charcoal	734947016	7/22/2025	Iodine-131	-1.36E-02	1.95E-02	6.28E-02	pCi/m3
Air Charcoal	735997016	7/29/2025	Iodine-131	1.95E-03	1.56E-02	5.32E-02	pCi/m3
Air Charcoal	737197016	8/5/2025	Iodine-131	1.04E-02	8.21E-03	3.01E-02	pCi/m3
Air Charcoal	738385016	8/12/2025	Iodine-131	-1.48E-02	1.40E-02	4.02E-02	pCi/m3
Air Charcoal	740077016	8/19/2025	Iodine-131	-8.79E-03	6.61E-03	1.94E-02	pCi/m3
Air Charcoal	740471016	8/26/2025	Iodine-131	7.95E-03	7.04E-03	2.68E-02	pCi/m3
Air Charcoal	742071016	9/2/2025	Iodine-131	-2.09E-02	1.13E-02	3.05E-02	pCi/m3
Air Charcoal	742400016	9/9/2025	Iodine-131	4.34E-03	1.13E-02	3.27E-02	pCi/m3
Air Charcoal	743862016	9/16/2025	Iodine-131	-9.95E-04	6.42E-03	1.81E-02	pCi/m3
Air Charcoal	744952016	9/23/2025	Iodine-131	-6.79E-03	8.27E-03	2.11E-02	pCi/m3
Air Charcoal	745967016	9/30/2025	Iodine-131	-1.28E-02	8.31E-03	2.06E-02	pCi/m3
Air Charcoal	746944016	10/7/2025	Iodine-131	-3.25E-03	1.39E-02	3.34E-02	pCi/m3

Air Sample Location A-2 Air Charcoal

Sample Type	Lab ID	Collection Date	Radionuclide	Result	Uncertainty	MDC	Units
Air Charcoal	747645016	10/14/2025	Iodine-131	1.57E-02	2.26E-02	6.35E-02	pCi/m3
Air Charcoal	748916016	10/21/2025	Iodine-131	1.56E-02	2.46E-02	6.81E-02	pCi/m3
Air Charcoal	749944016	10/28/2025	Iodine-131	-4.00E-03	8.58E-03	2.39E-02	pCi/m3
Air Charcoal	751497016	11/4/2025	Iodine-131	8.64E-03	9.12E-03	2.73E-02	pCi/m3
Air Charcoal	752367016	11/11/2025	Iodine-131	-5.08E-02	2.73E-02	6.60E-02	pCi/m3
Air Charcoal	753369016	11/18/2025	Iodine-131	0.00E+00	8.27E-03	2.69E-02	pCi/m3
Air Charcoal	754487016	11/25/2025	Iodine-131	-1.89E-03	9.03E-03	2.90E-02	pCi/m3
Air Charcoal	755123016	12/2/2025	Iodine-131	3.28E-03	4.68E-03	1.65E-02	pCi/m3
Air Charcoal	756410016	12/9/2025	Iodine-131	-8.49E-03	1.96E-02	5.40E-02	pCi/m3
Air Charcoal	757343016	12/16/2025	Iodine-131	3.12E-02	1.45E-02	5.74E-02	pCi/m3
Air Charcoal	758223016	12/23/2025	Iodine-131	9.36E-03	1.30E-02	4.59E-02	pCi/m3
Air Charcoal	758234016	12/30/2025	Iodine-131	-1.56E-03	6.26E-03	2.00E-02	pCi/m3
Air Charcoal	759271016	1/6/2026	Iodine-131	-7.75E-04	6.19E-03	1.75E-02	pCi/m3

Air Sample Location A-2 Air Particulate

Sample Type	Lab ID	Collection Date	Radionuclide	Result	Uncertainty	MDC	Units
Air Particulate	703311008	1/7/2025	BETA	4.02E-02	2.38E-03	2.46E-03	pCi/m3
Air Particulate	704649008	1/14/2025	BETA	4.74E-02	2.54E-03	2.39E-03	pCi/m3
Air Particulate	705562008	1/21/2025	BETA	4.73E-02	2.55E-03	2.49E-03	pCi/m3
Air Particulate	706700008	1/28/2025	BETA	5.00E-02	2.65E-03	2.58E-03	pCi/m3
Air Particulate	708283008	2/4/2025	BETA	4.73E-02	2.64E-03	2.67E-03	pCi/m3
Air Particulate	709588008	2/11/2025	BETA	4.77E-02	2.56E-03	2.53E-03	pCi/m3
Air Particulate	710180008	2/18/2025	BETA	6.43E-02	3.02E-03	2.57E-03	pCi/m3
Air Particulate	710722008	2/25/2025	BETA	4.13E-02	2.42E-03	2.51E-03	pCi/m3
Air Particulate	712435008	3/4/2025	BETA	4.40E-02	2.50E-03	2.70E-03	pCi/m3
Air Particulate	713883008	3/11/2025	BETA	4.02E-02	2.42E-03	2.74E-03	pCi/m3
Air Particulate	715011008	3/18/2025	BETA	3.41E-02	2.23E-03	2.69E-03	pCi/m3
Air Particulate	716561008	3/25/2025	BETA	3.20E-02	2.13E-03	2.49E-03	pCi/m3

Air Sample Location A-2 Air Particulate

Sample Type	Lab ID	Collection Date	Radionuclide	Result	Uncertainty	MDC	Units
Air Particulate	717456008	4/1/2025	BETA	3.37E-02	2.22E-03	2.59E-03	pCi/m3
Air Particulate	718762008	4/8/2025	BETA	3.23E-02	2.18E-03	2.69E-03	pCi/m3
Air Particulate	721053008	4/22/2025	BETA	4.07E-02	2.41E-03	2.33E-03	pCi/m3
Air Particulate	721133008	4/15/2025	BETA	4.85E-02	2.55E-03	2.24E-03	pCi/m3
Air Particulate	722143008	4/29/2025	BETA	3.24E-02	2.21E-03	2.77E-03	pCi/m3
Air Particulate	723323008	5/6/2025	BETA	2.76E-02	2.07E-03	2.69E-03	pCi/m3
Air Particulate	724611008	5/13/2025	BETA	3.07E-02	2.12E-03	2.62E-03	pCi/m3
Air Particulate	725670008	5/20/2025	BETA	4.22E-02	2.43E-03	2.35E-03	pCi/m3
Air Particulate	726411008	5/27/2025	BETA	3.19E-02	2.12E-03	2.33E-03	pCi/m3
Air Particulate	727723008	6/3/2025	BETA	3.43E-02	2.27E-03	2.70E-03	pCi/m3
Air Particulate	728553008	6/10/2025	BETA	3.21E-02	2.18E-03	2.38E-03	pCi/m3
Air Particulate	729843008	6/17/2025	BETA	2.35E-02	1.86E-03	2.31E-03	pCi/m3
Air Particulate	730552008	6/24/2025	BETA	3.55E-02	2.25E-03	2.31E-03	pCi/m3
Air Particulate	731677008	7/1/2025	BETA	2.94E-02	2.06E-03	2.39E-03	pCi/m3
Air Particulate	732477008	7/8/2025	BETA	3.32E-02	2.17E-03	2.37E-03	pCi/m3
Air Particulate	733701008	7/15/2025	BETA	3.13E-02	2.15E-03	2.50E-03	pCi/m3
Air Particulate	734947008	7/22/2025	BETA	4.05E-02	2.43E-03	2.65E-03	pCi/m3
Air Particulate	735997008	7/29/2025	BETA	2.65E-02	1.95E-03	2.27E-03	pCi/m3
Air Particulate	737197008	8/5/2025	BETA	3.85E-02	2.35E-03	2.46E-03	pCi/m3
Air Particulate	738385008	8/12/2025	BETA	4.20E-02	2.44E-03	2.45E-03	pCi/m3
Air Particulate	740077008	8/19/2025	BETA	2.36E-02	1.93E-03	2.56E-03	pCi/m3
Air Particulate	740471008	8/26/2025	BETA	4.90E-02	2.58E-03	2.45E-03	pCi/m3
Air Particulate	742071008	9/2/2025	BETA	3.68E-02	2.27E-03	2.33E-03	pCi/m3
Air Particulate	742400008	9/9/2025	BETA	5.36E-02	2.72E-03	2.44E-03	pCi/m3
Air Particulate	743862008	9/16/2025	BETA	6.45E-02	2.95E-03	2.35E-03	pCi/m3
Air Particulate	744952008	9/23/2025	BETA	5.41E-02	2.69E-03	2.33E-03	pCi/m3
Air Particulate	745967008	9/30/2025	BETA	5.65E-02	2.81E-03	2.48E-03	pCi/m3

Air Sample Location A-2 Air Particulate

Sample Type	Lab ID	Collection Date	Radionuclide	Result	Uncertainty	MDC	Units
Air Particulate	746944008	10/7/2025	BETA	5.79E-02	2.83E-03	2.34E-03	pCi/m3
Air Particulate	747645008	10/14/2025	BETA	5.01E-02	2.65E-03	2.38E-03	pCi/m3
Air Particulate	748916008	10/21/2025	BETA	5.73E-02	2.79E-03	2.33E-03	pCi/m3
Air Particulate	749944008	10/28/2025	BETA	2.88E-02	2.05E-03	2.30E-03	pCi/m3
Air Particulate	751497008	11/4/2025	BETA	4.28E-02	2.43E-03	2.33E-03	pCi/m3
Air Particulate	752367008	11/11/2025	BETA	5.10E-02	2.63E-03	2.29E-03	pCi/m3
Air Particulate	753369008	11/18/2025	BETA	3.86E-02	2.32E-03	2.28E-03	pCi/m3
Air Particulate	754487008	11/25/2025	BETA	4.10E-02	2.68E-03	2.87E-03	pCi/m3
Air Particulate	755123008	12/2/2025	BETA	3.61E-02	2.28E-03	2.45E-03	pCi/m3
Air Particulate	756410008	12/9/2025	BETA	8.35E-02	3.36E-03	2.35E-03	pCi/m3
Air Particulate	757343008	12/16/2025	BETA	4.60E-02	2.52E-03	2.31E-03	pCi/m3
Air Particulate	758223008	12/23/2025	BETA	4.06E-02	2.39E-03	2.18E-03	pCi/m3
Air Particulate	758234008	12/30/2025	BETA	3.51E-02	2.21E-03	2.14E-03	pCi/m3
Air Particulate	759271008	1/6/2026	BETA	6.81E-02	3.05E-03	2.30E-03	pCi/m3

Air Sample Location A-2 Air Quarterly Composite Gamma Spectroscopy

Sample Type	Lab ID	Collection Date	Radionuclide	Result	Uncertainty	MDC	Units
Air Particulate	721778008	3/25/2025	Cesium-134	-6.61E-05	1.41E-04	4.15E-04	pCi/m3
Air Particulate	721778008	3/25/2025	Cesium-137	-8.03E-05	1.36E-04	4.09E-04	pCi/m3
Air Particulate	736793008	7/1/2025	Cesium-134	-1.60E-04	2.15E-04	6.40E-04	pCi/m3
Air Particulate	736793008	7/1/2025	Cesium-137	-7.56E-05	1.99E-04	6.37E-04	pCi/m3
Air Particulate	750760008	9/30/2025	Cesium-134	3.62E-04	2.52E-04	3.94E-04	pCi/m3
Air Particulate	750760008	9/30/2025	Cesium-137	-3.59E-05	1.02E-04	3.05E-04	pCi/m3
Air Particulate	762188008	12/30/2025	Cesium-134	-5.45E-05	9.51E-05	2.98E-04	pCi/m3
Air Particulate	762188008	12/30/2025	Cesium-137	-1.02E-04	1.06E-04	3.31E-04	pCi/m3

Air Sample Location A-3 Air Charcoal

Sample Type	Lab ID	Collection Date	Radionuclide	Result	Uncertainty	MDC	Units
Air Charcoal	703311014	1/7/2025	Iodine-131	5.87E-03	2.70E-02	6.76E-02	pCi/m3
Air Charcoal	704649014	1/14/2025	Iodine-131	6.40E-03	2.98E-03	1.32E-02	pCi/m3
Air Charcoal	705562014	1/21/2025	Iodine-131	2.83E-03	8.36E-03	2.94E-02	pCi/m3
Air Charcoal	706700014	1/28/2025	Iodine-131	2.70E-03	7.82E-03	2.50E-02	pCi/m3
Air Charcoal	708283014	2/4/2025	Iodine-131	1.83E-03	8.03E-03	2.79E-02	pCi/m3
Air Charcoal	709588014	2/11/2025	Iodine-131	6.34E-02	1.76E-02	6.92E-02	pCi/m3
Air Charcoal	710180014	2/18/2025	Iodine-131	-1.38E-02	1.35E-02	3.92E-02	pCi/m3
Air Charcoal	710722014	2/25/2025	Iodine-131	-2.53E-03	8.91E-03	2.88E-02	pCi/m3
Air Charcoal	712435014	3/4/2025	Iodine-131	-9.85E-03	1.50E-02	4.69E-02	pCi/m3
Air Charcoal	713883014	3/11/2025	Iodine-131	7.18E-03	2.24E-02	6.77E-02	pCi/m3
Air Charcoal	715011014	3/18/2025	Iodine-131	2.26E-02	1.49E-02	6.01E-02	pCi/m3
Air Charcoal	716561014	3/25/2025	Iodine-131	5.00E-03	1.69E-02	5.80E-02	pCi/m3
Air Charcoal	717456014	4/1/2025	Iodine-131	8.69E-04	6.41E-03	2.24E-02	pCi/m3
Air Charcoal	718762014	4/8/2025	Iodine-131	2.10E-04	1.26E-02	4.22E-02	pCi/m3
Air Charcoal	721053014	4/22/2025	Iodine-131	1.43E-04	7.49E-03	2.52E-02	pCi/m3
Air Charcoal	721133014	4/15/2025	Iodine-131	-5.05E-04	1.04E-02	3.45E-02	pCi/m3
Air Charcoal	722143014	4/29/2025	Iodine-131	5.05E-03	1.65E-02	5.75E-02	pCi/m3
Air Charcoal	723323014	5/6/2025	Iodine-131	-5.01E-03	1.14E-02	3.70E-02	pCi/m3
Air Charcoal	724611014	5/13/2025	Iodine-131	-6.09E-03	1.29E-02	4.09E-02	pCi/m3
Air Charcoal	725670014	5/20/2025	Iodine-131	9.87E-05	8.37E-03	2.83E-02	pCi/m3
Air Charcoal	726411014	5/27/2025	Iodine-131	2.36E-02	1.53E-02	2.93E-02	pCi/m3
Air Charcoal	727723014	6/3/2025	Iodine-131	-4.53E-03	1.90E-02	6.36E-02	pCi/m3
Air Charcoal	728553014	6/10/2025	Iodine-131	2.23E-03	1.96E-02	6.62E-02	pCi/m3
Air Charcoal	729843014	6/17/2025	Iodine-131	7.62E-03	1.22E-02	4.28E-02	pCi/m3
Air Charcoal	730552014	6/24/2025	Iodine-131	3.63E-04	1.88E-02	6.38E-02	pCi/m3
Air Charcoal	731677014	7/1/2025	Iodine-131	-2.34E-02	1.37E-02	3.61E-02	pCi/m3
Air Charcoal	732477014	7/8/2025	Iodine-131	-2.60E-02	1.15E-02	2.89E-02	pCi/m3
Air Charcoal	733701014	7/15/2025	Iodine-131	-1.61E-03	1.09E-02	3.60E-02	pCi/m3

Air Sample Location A-3 Air Charcoal

Sample Type	Lab ID	Collection Date	Radionuclide	Result	Uncertainty	MDC	Units
Air Charcoal	734947014	7/22/2025	Iodine-131	5.46E-03	2.18E-02	7.65E-02	pCi/m3
Air Charcoal	735997014	7/29/2025	Iodine-131	1.30E-02	1.24E-02	4.58E-02	pCi/m3
Air Charcoal	737197014	8/5/2025	Iodine-131	-1.56E-02	1.20E-02	3.67E-02	pCi/m3
Air Charcoal	738385014	8/12/2025	Iodine-131	-6.50E-03	1.02E-02	3.09E-02	pCi/m3
Air Charcoal	740077014	8/19/2025	Iodine-131	2.72E-04	8.13E-03	2.66E-02	pCi/m3
Air Charcoal	740471014	8/26/2025	Iodine-131	-6.80E-04	7.53E-03	2.48E-02	pCi/m3
Air Charcoal	742071014	9/2/2025	Iodine-131	-1.26E-02	1.27E-02	3.55E-02	pCi/m3
Air Charcoal	742400014	9/9/2025	Iodine-131	-3.77E-03	1.11E-02	2.91E-02	pCi/m3
Air Charcoal	743862014	9/16/2025	Iodine-131	-1.47E-02	7.59E-03	1.75E-02	pCi/m3
Air Charcoal	744952014	9/23/2025	Iodine-131	1.05E-02	6.96E-03	2.23E-02	pCi/m3
Air Charcoal	745967014	9/30/2025	Iodine-131	-7.90E-03	7.89E-03	1.97E-02	pCi/m3
Air Charcoal	746944014	10/7/2025	Iodine-131	9.22E-03	9.82E-03	2.86E-02	pCi/m3
Air Charcoal	747645014	10/14/2025	Iodine-131	-1.03E-02	2.35E-02	5.82E-02	pCi/m3
Air Charcoal	748916014	10/21/2025	Iodine-131	1.10E-02	1.72E-02	5.16E-02	pCi/m3
Air Charcoal	749944014	10/28/2025	Iodine-131	-1.51E-02	6.56E-03	1.61E-02	pCi/m3
Air Charcoal	751497014	11/4/2025	Iodine-131	-9.00E-03	9.70E-03	2.63E-02	pCi/m3
Air Charcoal	752367014	11/11/2025	Iodine-131	1.08E-02	2.28E-02	6.80E-02	pCi/m3
Air Charcoal	753369014	11/18/2025	Iodine-131	2.83E-02	1.17E-02	3.14E-02	pCi/m3
Air Charcoal	754487014	11/25/2025	Iodine-131	3.59E-03	6.24E-03	2.21E-02	pCi/m3
Air Charcoal	755123014	12/2/2025	Iodine-131	-3.01E-03	5.51E-03	1.70E-02	pCi/m3
Air Charcoal	756410014	12/9/2025	Iodine-131	1.01E-02	2.09E-02	6.17E-02	pCi/m3
Air Charcoal	757343014	12/16/2025	Iodine-131	-8.53E-03	1.69E-02	5.18E-02	pCi/m3
Air Charcoal	758223014	12/23/2025	Iodine-131	-2.39E-03	1.21E-02	3.72E-02	pCi/m3
Air Charcoal	758234014	12/30/2025	Iodine-131	1.42E-03	4.03E-03	1.27E-02	pCi/m3
Air Charcoal	759271014	1/6/2026	Iodine-131	2.62E-03	7.68E-03	2.17E-02	pCi/m3

Air Sample Location A-3 Air Particulate

Sample Type	Lab ID	Collection Date	Radionuclide	Result	Uncertainty	MDC	Units
Air Particulate	703311006	1/7/2025	BETA	4.06E-02	2.43E-03	2.58E-03	pCi/m3
Air Particulate	704649006	1/14/2025	BETA	4.45E-02	2.50E-03	2.45E-03	pCi/m3
Air Particulate	705562006	1/21/2025	BETA	4.56E-02	2.57E-03	2.57E-03	pCi/m3
Air Particulate	706700006	1/28/2025	BETA	4.74E-02	2.60E-03	2.63E-03	pCi/m3
Air Particulate	708283006	2/4/2025	BETA	5.10E-02	2.66E-03	2.57E-03	pCi/m3
Air Particulate	709588006	2/11/2025	BETA	4.06E-02	2.40E-03	2.55E-03	pCi/m3
Air Particulate	710180006	2/18/2025	BETA	5.49E-02	2.75E-03	2.50E-03	pCi/m3
Air Particulate	710722006	2/25/2025	BETA	4.48E-02	2.55E-03	2.56E-03	pCi/m3
Air Particulate	712435006	3/4/2025	BETA	4.07E-02	2.43E-03	2.77E-03	pCi/m3
Air Particulate	713883006	3/11/2025	BETA	3.76E-02	2.37E-03	2.80E-03	pCi/m3
Air Particulate	715011006	3/18/2025	BETA	3.53E-02	2.31E-03	2.80E-03	pCi/m3
Air Particulate	716561006	3/25/2025	BETA	4.12E-02	2.50E-03	2.67E-03	pCi/m3
Air Particulate	717456006	4/1/2025	BETA	3.12E-02	2.14E-03	2.51E-03	pCi/m3
Air Particulate	718762006	4/8/2025	BETA	3.05E-02	2.15E-03	2.61E-03	pCi/m3
Air Particulate	721053006	4/22/2025	BETA	3.66E-02	2.33E-03	2.55E-03	pCi/m3
Air Particulate	721133006	4/15/2025	BETA	5.19E-02	2.67E-03	2.46E-03	pCi/m3
Air Particulate	722143006	4/29/2025	BETA	2.99E-02	2.09E-03	2.64E-03	pCi/m3
Air Particulate	723323006	5/6/2025	BETA	2.77E-02	2.03E-03	2.62E-03	pCi/m3
Air Particulate	724611006	5/13/2025	BETA	3.23E-02	2.21E-03	2.69E-03	pCi/m3
Air Particulate	725670006	5/20/2025	BETA	3.46E-02	2.20E-03	2.34E-03	pCi/m3
Air Particulate	726411006	5/27/2025	BETA	2.98E-02	2.09E-03	2.42E-03	pCi/m3
Air Particulate	727723006	6/3/2025	BETA	3.52E-02	2.27E-03	2.78E-03	pCi/m3
Air Particulate	728553006	6/10/2025	BETA	3.02E-02	2.10E-03	2.37E-03	pCi/m3
Air Particulate	729843006	6/17/2025	BETA	2.28E-02	1.84E-03	2.31E-03	pCi/m3
Air Particulate	730552006	6/24/2025	BETA	3.03E-02	2.09E-03	2.33E-03	pCi/m3
Air Particulate	731677006	7/1/2025	BETA	2.14E-02	1.82E-03	2.46E-03	pCi/m3
Air Particulate	732477006	7/8/2025	BETA	3.29E-02	2.22E-03	2.52E-03	pCi/m3

Air Sample Location A-3 Air Particulate

Sample Type	Lab ID	Collection Date	Radionuclide	Result	Uncertainty	MDC	Units
Air Particulate	733701006	7/15/2025	BETA	2.25E-02	1.82E-03	2.36E-03	pCi/m3
Air Particulate	734947006	7/22/2025	BETA	2.92E-02	2.06E-03	2.40E-03	pCi/m3
Air Particulate	735997006	7/29/2025	BETA	2.56E-02	1.96E-03	2.35E-03	pCi/m3
Air Particulate	737197006	8/5/2025	BETA	3.43E-02	2.20E-03	2.41E-03	pCi/m3
Air Particulate	738385006	8/12/2025	BETA	3.39E-02	2.18E-03	2.36E-03	pCi/m3
Air Particulate	740077006	8/19/2025	BETA	2.46E-02	1.93E-03	2.47E-03	pCi/m3
Air Particulate	740471006	8/26/2025	BETA	4.57E-02	2.54E-03	2.48E-03	pCi/m3
Air Particulate	742071006	9/2/2025	BETA	3.39E-02	2.20E-03	2.33E-03	pCi/m3
Air Particulate	742400006	9/9/2025	BETA	4.01E-02	2.34E-03	2.38E-03	pCi/m3
Air Particulate	743862006	9/16/2025	BETA	4.98E-02	2.64E-03	2.35E-03	pCi/m3
Air Particulate	744952006	9/23/2025	BETA	5.31E-02	2.73E-03	2.49E-03	pCi/m3
Air Particulate	745967006	9/30/2025	BETA	4.56E-02	2.48E-03	2.36E-03	pCi/m3
Air Particulate	746944006	10/7/2025	BETA	4.40E-02	2.48E-03	2.34E-03	pCi/m3
Air Particulate	747645006	10/14/2025	BETA	3.52E-02	2.24E-03	2.35E-03	pCi/m3
Air Particulate	748916006	10/21/2025	BETA	4.35E-02	2.42E-03	2.29E-03	pCi/m3
Air Particulate	749944006	10/28/2025	BETA	2.81E-02	2.01E-03	2.34E-03	pCi/m3
Air Particulate	751497006	11/4/2025	BETA	3.42E-02	2.21E-03	2.32E-03	pCi/m3
Air Particulate	752367006	11/11/2025	BETA	3.75E-02	2.32E-03	2.36E-03	pCi/m3
Air Particulate	753369006	11/18/2025	BETA	3.83E-02	2.37E-03	2.47E-03	pCi/m3
Air Particulate	754487006	11/25/2025	BETA	3.76E-02	2.27E-03	2.33E-03	pCi/m3
Air Particulate	755123006	12/2/2025	BETA	3.76E-02	2.32E-03	2.32E-03	pCi/m3
Air Particulate	756410006	12/9/2025	BETA	7.27E-02	3.11E-03	2.30E-03	pCi/m3
Air Particulate	757343006	12/16/2025	BETA	4.87E-02	2.62E-03	2.40E-03	pCi/m3
Air Particulate	758223006	12/23/2025	BETA	4.39E-02	2.47E-03	2.40E-03	pCi/m3
Air Particulate	758234006	12/30/2025	BETA	3.91E-02	2.31E-03	2.33E-03	pCi/m3
Air Particulate	759271006	1/6/2026	BETA	5.52E-02	2.78E-03	2.50E-03	pCi/m3

Air Sample Location A-3 Air Quarterly Composite Gamma Spectroscopy

Sample Type	Lab ID	Collection Date	Radionuclide	Result	Uncertainty	MDC	Units
Air Particulate	721778006	3/25/2025	Cesium-134	2.07E-04	2.88E-04	1.03E-03	pCi/m3
Air Particulate	721778006	3/25/2025	Cesium-137	3.28E-04	2.64E-04	9.77E-04	pCi/m3
Air Particulate	736793006	7/1/2025	Cesium-134	-4.45E-05	2.16E-04	7.02E-04	pCi/m3
Air Particulate	736793006	7/1/2025	Cesium-137	-2.04E-04	1.59E-04	3.56E-04	pCi/m3
Air Particulate	750760006	9/30/2025	Cesium-134	5.85E-04	1.69E-04	5.44E-04	pCi/m3
Air Particulate	750760006	9/30/2025	Cesium-137	3.20E-06	1.11E-04	3.80E-04	pCi/m3
Air Particulate	762188006	12/30/2025	Cesium-134	-1.46E-04	1.30E-04	3.83E-04	pCi/m3
Air Particulate	762188006	12/30/2025	Cesium-137	-5.69E-05	9.70E-05	2.70E-04	pCi/m3

Air Sample Location A-4 Air Charcoal

Sample Type	Lab ID	Collection Date	Radionuclide	Result	Uncertainty	MDC	Units
Air Charcoal	703311013	1/7/2025	Iodine-131	2.92E-02	1.96E-02	6.51E-02	pCi/m3
Air Charcoal	704649013	1/14/2025	Iodine-131	1.70E-03	3.92E-03	1.36E-02	pCi/m3
Air Charcoal	705562013	1/21/2025	Iodine-131	1.71E-03	6.04E-03	2.06E-02	pCi/m3
Air Charcoal	706700013	1/28/2025	Iodine-131	-2.05E-03	6.23E-03	2.02E-02	pCi/m3
Air Charcoal	708283013	2/4/2025	Iodine-131	-5.22E-03	7.72E-03	2.33E-02	pCi/m3
Air Charcoal	709588013	2/11/2025	Iodine-131	5.50E-02	1.48E-02	6.48E-02	pCi/m3
Air Charcoal	710180013	2/18/2025	Iodine-131	2.02E-02	1.39E-02	5.48E-02	pCi/m3
Air Charcoal	710722013	2/25/2025	Iodine-131	-2.86E-03	7.95E-03	2.58E-02	pCi/m3
Air Charcoal	712435013	3/4/2025	Iodine-131	-2.11E-03	1.30E-02	4.32E-02	pCi/m3
Air Charcoal	713883013	3/11/2025	Iodine-131	2.54E-02	2.37E-02	6.98E-02	pCi/m3
Air Charcoal	715011013	3/18/2025	Iodine-131	-5.63E-03	1.18E-02	3.72E-02	pCi/m3
Air Charcoal	716561013	3/25/2025	Iodine-131	-2.42E-02	2.21E-02	5.94E-02	pCi/m3
Air Charcoal	717456013	4/1/2025	Iodine-131	4.19E-05	4.79E-03	1.63E-02	pCi/m3
Air Charcoal	718762013	4/8/2025	Iodine-131	1.10E-02	1.40E-02	5.21E-02	pCi/m3
Air Charcoal	721053013	4/22/2025	Iodine-131	6.58E-03	6.35E-03	2.29E-02	pCi/m3
Air Charcoal	721133013	4/15/2025	Iodine-131	-3.79E-03	1.31E-02	4.25E-02	pCi/m3
Air Charcoal	722143013	4/29/2025	Iodine-131	2.12E-02	1.67E-02	6.14E-02	pCi/m3
Air Charcoal	723323013	5/6/2025	Iodine-131	8.93E-03	1.56E-02	5.66E-02	pCi/m3

Air Sample Location A-4 Air Charcoal

Sample Type	Lab ID	Collection Date	Radionuclide	Result	Uncertainty	MDC	Units
Air Charcoal	724611013	5/13/2025	Iodine-131	6.06E-03	1.26E-02	4.51E-02	pCi/m3
Air Charcoal	725670013	5/20/2025	Iodine-131	2.85E-02	3.12E-02	2.68E-02	pCi/m3
Air Charcoal	726411013	5/27/2025	Iodine-131	-1.37E-02	1.61E-02	4.76E-02	pCi/m3
Air Charcoal	727723013	6/3/2025	Iodine-131	-7.86E-03	2.38E-02	6.99E-02	pCi/m3
Air Charcoal	728553013	6/10/2025	Iodine-131	-4.78E-03	2.06E-02	6.36E-02	pCi/m3
Air Charcoal	729843013	6/17/2025	Iodine-131	6.26E-04	1.07E-02	3.68E-02	pCi/m3
Air Charcoal	730552013	6/24/2025	Iodine-131	-1.54E-03	1.69E-02	5.60E-02	pCi/m3
Air Charcoal	731677013	7/1/2025	Iodine-131	1.71E-03	9.75E-03	3.72E-02	pCi/m3
Air Charcoal	732477013	7/8/2025	Iodine-131	-3.01E-03	1.18E-02	3.82E-02	pCi/m3
Air Charcoal	733701013	7/15/2025	Iodine-131	-3.55E-03	8.96E-03	2.40E-02	pCi/m3
Air Charcoal	734947013	7/22/2025	Iodine-131	7.82E-04	1.58E-02	5.49E-02	pCi/m3
Air Charcoal	735997013	7/29/2025	Iodine-131	1.47E-03	1.32E-02	4.49E-02	pCi/m3
Air Charcoal	737197013	8/5/2025	Iodine-131	-3.77E-03	1.12E-02	4.08E-02	pCi/m3
Air Charcoal	738385013	8/12/2025	Iodine-131	3.38E-03	1.09E-02	3.76E-02	pCi/m3
Air Charcoal	740077013	8/19/2025	Iodine-131	9.81E-04	6.42E-03	2.14E-02	pCi/m3
Air Charcoal	740471013	8/26/2025	Iodine-131	-4.42E-04	8.79E-03	3.21E-02	pCi/m3
Air Charcoal	742071013	9/2/2025	Iodine-131	1.88E-03	1.02E-02	3.45E-02	pCi/m3
Air Charcoal	742400013	9/9/2025	Iodine-131	-7.03E-04	2.11E-02	4.89E-02	pCi/m3
Air Charcoal	743862013	9/16/2025	Iodine-131	-7.77E-03	9.59E-03	2.56E-02	pCi/m3
Air Charcoal	744952013	9/23/2025	Iodine-131	1.08E-03	8.17E-03	2.10E-02	pCi/m3
Air Charcoal	745967013	9/30/2025	Iodine-131	-1.47E-03	1.40E-02	3.73E-02	pCi/m3
Air Charcoal	746944013	10/7/2025	Iodine-131	1.87E-03	9.30E-03	2.73E-02	pCi/m3
Air Charcoal	747645013	10/14/2025	Iodine-131	1.19E-03	1.51E-02	3.71E-02	pCi/m3
Air Charcoal	748916013	10/21/2025	Iodine-131	1.50E-02	2.11E-02	6.98E-02	pCi/m3
Air Charcoal	749944013	10/28/2025	Iodine-131	-1.47E-03	7.80E-03	2.39E-02	pCi/m3
Air Charcoal	751497013	11/4/2025	Iodine-131	-2.25E-03	8.56E-03	2.32E-02	pCi/m3
Air Charcoal	752367013	11/11/2025	Iodine-131	-9.85E-04	2.42E-02	6.86E-02	pCi/m3
Air Charcoal	753369013	11/18/2025	Iodine-131	-1.41E-03	1.69E-02	5.15E-02	pCi/m3

Air Sample Location A-4 Air Charcoal

Sample Type	Lab ID	Collection Date	Radionuclide	Result	Uncertainty	MDC	Units
Air Charcoal	754487013	11/25/2025	Iodine-131	-6.27E-04	5.68E-03	1.78E-02	pCi/m3
Air Charcoal	755123013	12/2/2025	Iodine-131	4.85E-03	5.98E-03	2.07E-02	pCi/m3
Air Charcoal	756410013	12/9/2025	Iodine-131	1.91E-02	1.97E-02	6.07E-02	pCi/m3
Air Charcoal	757343013	12/16/2025	Iodine-131	8.29E-03	1.52E-02	5.26E-02	pCi/m3
Air Charcoal	758223013	12/23/2025	Iodine-131	-3.59E-03	6.93E-03	2.13E-02	pCi/m3
Air Charcoal	758234013	12/30/2025	Iodine-131	-6.27E-04	4.00E-03	1.31E-02	pCi/m3
Air Charcoal	759271013	1/6/2026	Iodine-131	1.56E-03	6.63E-03	1.93E-02	pCi/m3

Air Sample Location A-4 Air Particulate

Sample Type	Lab ID	Collection Date	Radionuclide	Result	Uncertainty	MDC	Units
Air Particulate	703311005	1/7/2025	BETA	4.07E-02	2.42E-03	2.71E-03	pCi/m3
Air Particulate	704649005	1/14/2025	BETA	4.27E-02	2.47E-03	2.73E-03	pCi/m3
Air Particulate	705562005	1/21/2025	BETA	3.78E-02	2.32E-03	2.56E-03	pCi/m3
Air Particulate	706700005	1/28/2025	BETA	3.73E-02	2.32E-03	2.54E-03	pCi/m3
Air Particulate	708283005	2/4/2025	BETA	4.20E-02	2.42E-03	2.50E-03	pCi/m3
Air Particulate	709588005	2/11/2025	BETA	4.16E-02	2.43E-03	2.50E-03	pCi/m3
Air Particulate	710180005	2/18/2025	BETA	5.32E-02	2.76E-03	2.70E-03	pCi/m3
Air Particulate	710722005	2/25/2025	BETA	4.55E-02	2.54E-03	2.60E-03	pCi/m3
Air Particulate	712435005	3/4/2025	BETA	3.92E-02	2.37E-03	2.47E-03	pCi/m3
Air Particulate	713883005	3/11/2025	BETA	2.95E-02	2.10E-03	2.49E-03	pCi/m3
Air Particulate	715011005	3/18/2025	BETA	2.77E-02	2.05E-03	2.51E-03	pCi/m3
Air Particulate	716561005	3/25/2025	BETA	2.71E-02	2.03E-03	2.72E-03	pCi/m3
Air Particulate	717456005	4/1/2025	BETA	2.82E-02	2.05E-03	2.44E-03	pCi/m3
Air Particulate	718762005	4/8/2025	BETA	3.17E-02	2.14E-03	2.45E-03	pCi/m3
Air Particulate	721053005	4/22/2025	BETA	3.32E-02	2.22E-03	2.40E-03	pCi/m3
Air Particulate	721133005	4/15/2025	BETA	4.52E-02	2.51E-03	2.33E-03	pCi/m3
Air Particulate	722143005	4/29/2025	BETA	3.21E-02	2.15E-03	2.47E-03	pCi/m3

Air Sample Location A-4 Air Particulate

Sample Type	Lab ID	Collection Date	Radionuclide	Result	Uncertainty	MDC	Units
Air Particulate	723323005	5/6/2025	BETA	2.30E-02	1.88E-03	2.45E-03	pCi/m3
Air Particulate	724611005	5/13/2025	BETA	3.04E-02	2.10E-03	2.38E-03	pCi/m3
Air Particulate	725670005	5/20/2025	BETA	3.24E-02	2.16E-03	2.59E-03	pCi/m3
Air Particulate	726411005	5/27/2025	BETA	2.82E-02	2.07E-03	2.61E-03	pCi/m3
Air Particulate	727723005	6/3/2025	BETA	9.08E-03	2.11E-03	2.42E-03	pCi/m3
Air Particulate	728553005	6/10/2025	BETA	8.30E-03	2.03E-03	2.48E-03	pCi/m3
Air Particulate	729843005	6/17/2025	BETA	7.15E-03	1.91E-03	2.50E-03	pCi/m3
Air Particulate	730552005	6/24/2025	BETA	9.23E-03	2.11E-03	2.45E-03	pCi/m3
Air Particulate	731677005	7/1/2025	BETA	7.02E-03	1.84E-03	2.27E-03	pCi/m3
Air Particulate	732477005	7/8/2025	BETA	9.64E-03	2.16E-03	2.33E-03	pCi/m3
Air Particulate	733701005	7/15/2025	BETA	9.17E-03	2.11E-03	2.35E-03	pCi/m3
Air Particulate	734947005	7/22/2025	BETA	2.97E-02	3.66E-03	2.42E-03	pCi/m3
Air Particulate	735997005	7/29/2025	BETA	2.01E-02	3.06E-03	2.61E-03	pCi/m3
Air Particulate	737197005	8/5/2025	BETA	3.21E-02	3.78E-03	2.39E-03	pCi/m3
Air Particulate	738385005	8/12/2025	BETA	3.15E-02	3.67E-03	2.38E-03	pCi/m3
Air Particulate	740077005	8/19/2025	BETA	8.33E-03	2.07E-03	2.53E-03	pCi/m3
Air Particulate	740471005	8/26/2025	BETA	4.38E-02	4.35E-03	2.38E-03	pCi/m3
Air Particulate	742071005	9/2/2025	BETA	3.01E-02	3.68E-03	2.46E-03	pCi/m3
Air Particulate	742400005	9/9/2025	BETA	4.66E-02	4.52E-03	2.32E-03	pCi/m3
Air Particulate	743862005	9/16/2025	BETA	5.75E-02	5.06E-03	2.49E-03	pCi/m3
Air Particulate	744952005	9/23/2025	BETA	4.99E-02	4.64E-03	2.29E-03	pCi/m3
Air Particulate	745967005	9/30/2025	BETA	5.26E-02	4.82E-03	2.43E-03	pCi/m3
Air Particulate	746944005	10/7/2025	BETA	4.81E-02	4.53E-03	2.39E-03	pCi/m3
Air Particulate	747645005	10/14/2025	BETA	4.40E-02	4.39E-03	2.32E-03	pCi/m3
Air Particulate	748916005	10/21/2025	BETA	5.20E-02	4.77E-03	2.32E-03	pCi/m3
Air Particulate	749944005	10/28/2025	BETA	2.69E-02	3.44E-03	2.38E-03	pCi/m3
Air Particulate	751497005	11/4/2025	BETA	3.51E-02	3.95E-03	2.44E-03	pCi/m3

Air Sample Location A-4 Air Particulate

Sample Type	Lab ID	Collection Date	Radionuclide	Result	Uncertainty	MDC	Units
Air Particulate	752367005	11/11/2025	BETA	3.41E-02	1.17E-02	7.40E-03	pCi/m3
Air Particulate	753369005	11/18/2025	BETA	1.07E-02	2.26E-03	2.35E-03	pCi/m3
Air Particulate	754487005	11/25/2025	BETA	1.09E-02	2.26E-03	2.25E-03	pCi/m3
Air Particulate	755123005	12/2/2025	BETA	6.93E-02	3.10E-03	2.50E-03	pCi/m3
Air Particulate	756410005	12/9/2025	BETA	1.28E-01	4.09E-03	2.45E-03	pCi/m3
Air Particulate	757343005	12/16/2025	BETA	9.36E-02	3.58E-03	2.51E-03	pCi/m3
Air Particulate	758223005	12/23/2025	BETA	7.07E-02	3.07E-03	2.46E-03	pCi/m3
Air Particulate	758234005	12/30/2025	BETA	5.90E-02	2.82E-03	2.45E-03	pCi/m3
Air Particulate	759271005	1/6/2026	BETA	1.04E-01	3.67E-03	2.44E-03	pCi/m3

Air Sample Location A-4 Air Quarterly Composite Gamma Spectroscopy

Sample Type	Lab ID	Collection Date	Radionuclide	Result	Uncertainty	MDC	Units
Air Particulate	721778005	3/25/2025	Cesium-134	1.09E-04	1.55E-04	5.52E-04	pCi/m3
Air Particulate	721778005	3/25/2025	Cesium-137	1.32E-04	1.47E-04	5.03E-04	pCi/m3
Air Particulate	736793005	7/1/2025	Cesium-134	8.90E-05	1.84E-04	6.66E-04	pCi/m3
Air Particulate	736793005	7/1/2025	Cesium-137	2.77E-05	1.80E-04	5.88E-04	pCi/m3
Air Particulate	750760005	9/30/2025	Cesium-134	-1.02E-05	1.06E-04	3.54E-04	pCi/m3
Air Particulate	750760005	9/30/2025	Cesium-137	-3.07E-05	1.11E-04	3.46E-04	pCi/m3
Air Particulate	762188005	12/30/2025	Cesium-134	-1.72E-04	1.68E-04	5.07E-04	pCi/m3
Air Particulate	762188005	12/30/2025	Cesium-137	-1.17E-04	1.30E-04	4.04E-04	pCi/m3

Air Sample Location A-5 Air Charcoal

Sample Type	Lab ID	Collection Date	Radionuclide	Result	Uncertainty	MDC	Units
Air Charcoal	703311011	1/7/2025	Iodine-131	5.19E-03	2.37E-02	6.69E-02	pCi/m3
Air Charcoal	704649011	1/14/2025	Iodine-131	-4.80E-03	4.63E-03	1.38E-02	pCi/m3
Air Charcoal	705562011	1/21/2025	Iodine-131	-6.97E-03	1.02E-02	3.23E-02	pCi/m3
Air Charcoal	706700011	1/28/2025	Iodine-131	-1.09E-04	9.82E-03	3.31E-02	pCi/m3
Air Charcoal	708283011	2/4/2025	Iodine-131	8.39E-03	7.13E-03	2.83E-02	pCi/m3

Air Sample Location A-5 Air Charcoal

Sample Type	Lab ID	Collection Date	Radionuclide	Result	Uncertainty	MDC	Units
Air Charcoal	709588011	2/11/2025	Iodine-131	-3.57E-02	2.92E-02	6.80E-02	pCi/m3
Air Charcoal	710180011	2/18/2025	Iodine-131	8.93E-03	1.21E-02	4.57E-02	pCi/m3
Air Charcoal	710722011	2/25/2025	Iodine-131	3.61E-03	8.90E-03	3.09E-02	pCi/m3
Air Charcoal	712435011	3/4/2025	Iodine-131	7.30E-03	9.99E-03	3.83E-02	pCi/m3
Air Charcoal	713883011	3/11/2025	Iodine-131	-4.14E-02	3.44E-02	6.86E-02	pCi/m3
Air Charcoal	715011011	3/18/2025	Iodine-131	4.10E-03	1.12E-02	4.04E-02	pCi/m3
Air Charcoal	716561011	3/25/2025	Iodine-131	1.65E-02	1.43E-02	5.34E-02	pCi/m3
Air Charcoal	717456011	4/1/2025	Iodine-131	3.73E-03	7.11E-03	2.59E-02	pCi/m3
Air Charcoal	718762011	4/8/2025	Iodine-131	-1.63E-02	1.66E-02	4.84E-02	pCi/m3
Air Charcoal	721053011	4/22/2025	Iodine-131	-4.67E-03	4.26E-03	1.29E-02	pCi/m3
Air Charcoal	721133011	4/15/2025	Iodine-131	7.95E-03	9.39E-03	3.58E-02	pCi/m3
Air Charcoal	722143011	4/29/2025	Iodine-131	2.19E-03	1.58E-02	5.48E-02	pCi/m3
Air Charcoal	723323011	5/6/2025	Iodine-131	-1.72E-02	1.27E-02	3.47E-02	pCi/m3
Air Charcoal	724611011	5/13/2025	Iodine-131	-3.15E-03	1.50E-02	4.96E-02	pCi/m3
Air Charcoal	725670011	5/20/2025	Iodine-131	-1.91E-02	7.85E-03	1.88E-02	pCi/m3
Air Charcoal	726411011	5/27/2025	Iodine-131	-1.66E-02	1.18E-02	3.04E-02	pCi/m3
Air Charcoal	727723011	6/3/2025	Iodine-131	-1.63E-02	2.18E-02	6.71E-02	pCi/m3
Air Charcoal	728553011	6/10/2025	Iodine-131	-1.60E-02	1.57E-02	4.72E-02	pCi/m3
Air Charcoal	729843011	6/17/2025	Iodine-131	-1.10E-02	9.20E-03	2.69E-02	pCi/m3
Air Charcoal	730552011	6/24/2025	Iodine-131	3.52E-02	1.53E-02	5.95E-02	pCi/m3
Air Charcoal	731677011	7/1/2025	Iodine-131	-1.47E-02	9.37E-03	1.92E-02	pCi/m3
Air Charcoal	732477011	7/8/2025	Iodine-131	1.34E-03	1.25E-02	4.26E-02	pCi/m3
Air Charcoal	733701011	7/15/2025	Iodine-131	2.37E-03	8.00E-03	2.85E-02	pCi/m3
Air Charcoal	734947011	7/22/2025	Iodine-131	6.42E-03	1.62E-02	5.63E-02	pCi/m3
Air Charcoal	735997011	7/29/2025	Iodine-131	1.04E-02	1.53E-02	5.47E-02	pCi/m3
Air Charcoal	737197011	8/5/2025	Iodine-131	9.32E-03	1.10E-02	4.04E-02	pCi/m3
Air Charcoal	738385011	8/12/2025	Iodine-131	1.37E-02	1.38E-02	5.16E-02	pCi/m3
Air Charcoal	740077011	8/19/2025	Iodine-131	7.68E-03	5.90E-03	2.07E-02	pCi/m3

Air Sample Location A-5 Air Charcoal

Sample Type	Lab ID	Collection Date	Radionuclide	Result	Uncertainty	MDC	Units
Air Charcoal	740471011	8/26/2025	Iodine-131	-1.51E-03	9.71E-03	3.11E-02	pCi/m3
Air Charcoal	742071011	9/2/2025	Iodine-131	5.24E-03	1.01E-02	3.44E-02	pCi/m3
Air Charcoal	742400011	9/9/2025	Iodine-131	1.62E-02	1.84E-02	5.19E-02	pCi/m3
Air Charcoal	743862011	9/16/2025	Iodine-131	-9.60E-03	1.08E-02	2.46E-02	pCi/m3
Air Charcoal	744952011	9/23/2025	Iodine-131	3.50E-03	1.09E-02	2.93E-02	pCi/m3
Air Charcoal	745967011	9/30/2025	Iodine-131	-1.05E-02	9.72E-03	2.38E-02	pCi/m3
Air Charcoal	746944011	10/7/2025	Iodine-131	-2.36E-03	8.73E-03	2.42E-02	pCi/m3
Air Charcoal	747645011	10/14/2025	Iodine-131	2.93E-02	1.32E-02	4.37E-02	pCi/m3
Air Charcoal	748916011	10/21/2025	Iodine-131	5.20E-03	1.56E-02	4.46E-02	pCi/m3
Air Charcoal	749944011	10/28/2025	Iodine-131	8.20E-03	6.47E-03	2.36E-02	pCi/m3
Air Charcoal	751497011	11/4/2025	Iodine-131	4.33E-03	8.64E-03	2.53E-02	pCi/m3
Air Charcoal	752367011	11/11/2025	Iodine-131	-8.00E-04	1.86E-02	5.32E-02	pCi/m3
Air Charcoal	753369011	11/18/2025	Iodine-131	-9.78E-03	9.64E-03	2.61E-02	pCi/m3
Air Charcoal	754487011	11/25/2025	Iodine-131	1.06E-02	6.56E-03	2.45E-02	pCi/m3
Air Charcoal	755123011	12/2/2025	Iodine-131	-9.71E-04	4.61E-03	1.47E-02	pCi/m3
Air Charcoal	756410011	12/9/2025	Iodine-131	2.57E-02	1.67E-02	5.34E-02	pCi/m3
Air Charcoal	757343011	12/16/2025	Iodine-131	2.47E-02	1.23E-02	4.93E-02	pCi/m3
Air Charcoal	758223011	12/23/2025	Iodine-131	3.16E-03	1.37E-02	4.56E-02	pCi/m3
Air Charcoal	758234011	12/30/2025	Iodine-131	-3.44E-03	5.83E-03	1.77E-02	pCi/m3
Air Charcoal	759271011	1/6/2026	Iodine-131	-5.89E-03	6.09E-03	1.46E-02	pCi/m3

Air Sample Location A-5 Air Particulate

Sample Type	Lab ID	Collection Date	Radionuclide	Result	Uncertainty	MDC	Units
Air Particulate	703311003	1/7/2025	BETA	4.02E-02	2.41E-03	2.63E-03	pCi/m3
Air Particulate	704649003	1/14/2025	BETA	4.28E-02	2.49E-03	2.63E-03	pCi/m3
Air Particulate	705562003	1/21/2025	BETA	4.11E-02	2.42E-03	2.58E-03	pCi/m3
Air Particulate	706700003	1/28/2025	BETA	4.08E-02	2.45E-03	2.58E-03	pCi/m3
Air Particulate	708283003	2/4/2025	BETA	4.73E-02	2.59E-03	2.53E-03	pCi/m3

Air Sample Location A-5 Air Particulate

Sample Type	Lab ID	Collection Date	Radionuclide	Result	Uncertainty	MDC	Units
Air Particulate	709588003	2/11/2025	BETA	3.62E-02	2.24E-03	2.46E-03	pCi/m3
Air Particulate	710180003	2/18/2025	BETA	4.46E-02	2.51E-03	2.58E-03	pCi/m3
Air Particulate	710722003	2/25/2025	BETA	3.80E-02	2.37E-03	2.68E-03	pCi/m3
Air Particulate	712435003	3/4/2025	BETA	3.37E-02	2.18E-03	2.45E-03	pCi/m3
Air Particulate	713883003	3/11/2025	BETA	2.94E-02	2.08E-03	2.51E-03	pCi/m3
Air Particulate	715011003	3/18/2025	BETA	3.57E-02	2.25E-03	2.47E-03	pCi/m3
Air Particulate	716561003	3/25/2025	BETA	3.24E-02	2.20E-03	2.60E-03	pCi/m3
Air Particulate	717456003	4/1/2025	BETA	2.64E-02	1.96E-03	2.41E-03	pCi/m3
Air Particulate	718762003	4/8/2025	BETA	2.59E-02	1.98E-03	2.41E-03	pCi/m3
Air Particulate	721053003	4/22/2025	BETA	3.07E-02	2.11E-03	2.39E-03	pCi/m3
Air Particulate	721133003	4/15/2025	BETA	3.53E-02	2.21E-03	2.32E-03	pCi/m3
Air Particulate	722143003	4/29/2025	BETA	2.93E-02	2.04E-03	2.49E-03	pCi/m3
Air Particulate	723323003	5/6/2025	BETA	2.17E-02	1.82E-03	2.43E-03	pCi/m3
Air Particulate	724611003	5/13/2025	BETA	2.61E-02	1.99E-03	2.41E-03	pCi/m3
Air Particulate	725670003	5/20/2025	BETA	3.18E-02	2.18E-03	2.65E-03	pCi/m3
Air Particulate	726411003	5/27/2025	BETA	2.24E-02	1.86E-03	2.64E-03	pCi/m3
Air Particulate	727723003	6/3/2025	BETA	2.48E-02	1.91E-03	2.35E-03	pCi/m3
Air Particulate	728553003	6/10/2025	BETA	3.47E-02	2.28E-03	2.56E-03	pCi/m3
Air Particulate	729843003	6/17/2025	BETA	1.93E-02	1.71E-03	2.41E-03	pCi/m3
Air Particulate	730552003	6/24/2025	BETA	3.20E-02	2.18E-03	2.55E-03	pCi/m3
Air Particulate	731677003	7/1/2025	BETA	2.83E-02	2.01E-03	2.32E-03	pCi/m3
Air Particulate	732477003	7/8/2025	BETA	3.47E-02	2.27E-03	2.44E-03	pCi/m3
Air Particulate	733701003	7/15/2025	BETA	2.55E-02	1.92E-03	2.24E-03	pCi/m3
Air Particulate	734947003	7/22/2025	BETA	3.31E-02	2.17E-03	2.37E-03	pCi/m3
Air Particulate	735997003	7/29/2025	BETA	2.63E-02	1.96E-03	2.37E-03	pCi/m3
Air Particulate	737197003	8/5/2025	BETA	3.98E-02	2.35E-03	2.21E-03	pCi/m3
Air Particulate	738385003	8/12/2025	BETA	3.48E-02	2.23E-03	2.46E-03	pCi/m3

Air Sample Location A-5 Air Particulate

Sample Type	Lab ID	Collection Date	Radionuclide	Result	Uncertainty	MDC	Units
Air Particulate	740077003	8/19/2025	BETA	6.21E-02	2.95E-03	2.48E-03	pCi/m3
Air Particulate	740471003	8/26/2025	BETA	4.70E-02	2.57E-03	2.42E-03	pCi/m3
Air Particulate	742071003	9/2/2025	BETA	3.34E-02	2.17E-03	2.41E-03	pCi/m3
Air Particulate	742400003	9/9/2025	BETA	4.71E-02	2.53E-03	2.31E-03	pCi/m3
Air Particulate	743862003	9/16/2025	BETA	5.20E-02	2.66E-03	2.42E-03	pCi/m3
Air Particulate	744952003	9/23/2025	BETA	5.39E-02	2.73E-03	2.37E-03	pCi/m3
Air Particulate	745967003	9/30/2025	BETA	5.49E-02	2.73E-03	2.39E-03	pCi/m3
Air Particulate	746944003	10/7/2025	BETA	5.26E-02	2.70E-03	2.41E-03	pCi/m3
Air Particulate	747645003	10/14/2025	BETA	4.78E-02	2.55E-03	2.28E-03	pCi/m3
Air Particulate	748916003	10/21/2025	BETA	5.19E-02	2.66E-03	2.31E-03	pCi/m3
Air Particulate	749944003	10/28/2025	BETA	2.15E-02	1.84E-03	2.49E-03	pCi/m3
Air Particulate	751497003	11/4/2025	BETA	2.47E-02	1.91E-03	2.46E-03	pCi/m3
Air Particulate	752367003	11/11/2025	BETA	2.70E-02	1.99E-03	2.37E-03	pCi/m3
Air Particulate	753369003	11/18/2025	BETA	3.00E-02	2.10E-03	2.27E-03	pCi/m3
Air Particulate	754487003	11/25/2025	BETA	3.20E-02	2.12E-03	2.26E-03	pCi/m3
Air Particulate	755123003	12/2/2025	BETA	4.73E-02	2.55E-03	2.47E-03	pCi/m3
Air Particulate	756410003	12/9/2025	BETA	8.94E-02	3.50E-03	2.54E-03	pCi/m3
Air Particulate	757343003	12/16/2025	BETA	5.66E-02	2.77E-03	2.44E-03	pCi/m3
Air Particulate	758223003	12/23/2025	BETA	4.81E-02	2.62E-03	2.52E-03	pCi/m3
Air Particulate	758234003	12/30/2025	BETA	4.05E-02	2.41E-03	2.49E-03	pCi/m3
Air Particulate	759271003	1/6/2026	BETA	6.02E-02	2.88E-03	2.48E-03	pCi/m3

Air Sample Location A-5 Air Quarterly Composite Gamma Spectroscopy

Sample Type	Lab ID	Collection Date	Radionuclide	Result	Uncertainty	MDC	Units
Air Particulate	721778003	3/25/2025	Cesium-134	3.20E-04	1.75E-04	6.81E-04	pCi/m3
Air Particulate	721778003	3/25/2025	Cesium-137	1.85E-04	1.52E-04	5.05E-04	pCi/m3
Air Particulate	736793003	7/1/2025	Cesium-134	1.07E-04	1.11E-04	4.43E-04	pCi/m3

Air Particulate	736793003	7/1/2025	Cesium-137	1.57E-04	1.73E-04	6.35E-04	pCi/m3
Air Particulate	750760003	9/30/2025	Cesium-134	-7.34E-05	1.34E-04	4.08E-04	pCi/m3
Air Particulate	750760003	9/30/2025	Cesium-137	3.44E-04	1.82E-04	3.36E-04	pCi/m3
Air Particulate	762188003	12/30/2025	Cesium-134	2.62E-05	1.61E-04	5.51E-04	pCi/m3
Air Particulate	762188003	12/30/2025	Cesium-137	-1.62E-04	1.22E-04	3.61E-04	pCi/m3

Air Sample Location A-6 Air Charcoal

Sample Type	Lab ID	Collection Date	Radionuclide	Result	Uncertainty	MDC	Units
Air Charcoal	703311012	1/7/2025	Iodine-131	-5.98E-03	1.45E-02	3.80E-02	pCi/m3
Air Charcoal	704649012	1/14/2025	Iodine-131	-5.06E-03	5.65E-03	1.60E-02	pCi/m3
Air Charcoal	705562012	1/21/2025	Iodine-131	-7.77E-03	5.89E-03	1.21E-02	pCi/m3
Air Charcoal	706700012	1/28/2025	Iodine-131	5.32E-03	6.20E-03	2.30E-02	pCi/m3
Air Charcoal	708283012	2/4/2025	Iodine-131	9.46E-03	9.24E-03	3.36E-02	pCi/m3
Air Charcoal	709588012	2/11/2025	Iodine-131	-1.51E-02	2.73E-02	6.45E-02	pCi/m3
Air Charcoal	710180012	2/18/2025	Iodine-131	-8.06E-03	1.23E-02	3.72E-02	pCi/m3
Air Charcoal	710722012	2/25/2025	Iodine-131	1.08E-03	1.14E-02	3.88E-02	pCi/m3
Air Charcoal	712435012	3/4/2025	Iodine-131	-1.16E-02	1.53E-02	4.00E-02	pCi/m3
Air Charcoal	713883012	3/11/2025	Iodine-131	-2.06E-02	2.19E-02	4.74E-02	pCi/m3
Air Charcoal	715011012	3/18/2025	Iodine-131	9.92E-03	1.39E-02	5.06E-02	pCi/m3
Air Charcoal	716561012	3/25/2025	Iodine-131	1.50E-02	2.35E-02	5.44E-02	pCi/m3
Air Charcoal	717456012	4/1/2025	Iodine-131	2.86E-03	5.17E-03	1.87E-02	pCi/m3
Air Charcoal	718762012	4/8/2025	Iodine-131	1.07E-02	1.44E-02	5.45E-02	pCi/m3
Air Charcoal	721053012	4/22/2025	Iodine-131	3.33E-03	5.70E-03	2.02E-02	pCi/m3
Air Charcoal	721133012	4/15/2025	Iodine-131	1.77E-02	1.44E-02	2.85E-02	pCi/m3
Air Charcoal	722143012	4/29/2025	Iodine-131	-5.58E-03	1.64E-02	5.11E-02	pCi/m3
Air Charcoal	723323012	5/6/2025	Iodine-131	9.45E-03	1.23E-02	4.45E-02	pCi/m3
Air Charcoal	724611012	5/13/2025	Iodine-131	-8.53E-03	9.08E-03	2.54E-02	pCi/m3
Air Charcoal	725670012	5/20/2025	Iodine-131	6.58E-03	9.09E-03	3.29E-02	pCi/m3
Air Charcoal	726411012	5/27/2025	Iodine-131	-1.16E-02	1.46E-02	4.36E-02	pCi/m3
Air Charcoal	727723012	6/3/2025	Iodine-131	1.49E-02	1.81E-02	6.49E-02	pCi/m3

Air Sample Location A-6 Air Charcoal

Sample Type	Lab ID	Collection Date	Radionuclide	Result	Uncertainty	MDC	Units
Air Charcoal	728553012	6/10/2025	Iodine-131	-1.56E-02	1.75E-02	5.56E-02	pCi/m3
Air Charcoal	729843012	6/17/2025	Iodine-131	-4.98E-03	8.43E-03	2.67E-02	pCi/m3
Air Charcoal	730552012	6/24/2025	Iodine-131	2.11E-02	1.57E-02	5.99E-02	pCi/m3
Air Charcoal	731677012	7/1/2025	Iodine-131	-3.70E-03	1.22E-02	3.86E-02	pCi/m3
Air Charcoal	732477012	7/8/2025	Iodine-131	-1.34E-02	1.41E-02	3.75E-02	pCi/m3
Air Charcoal	733701012	7/15/2025	Iodine-131	1.85E-02	8.34E-03	3.69E-02	pCi/m3
Air Charcoal	734947012	7/22/2025	Iodine-131	2.25E-02	1.71E-02	6.15E-02	pCi/m3
Air Charcoal	735997012	7/29/2025	Iodine-131	6.82E-02	3.07E-02	3.84E-02	pCi/m3
Air Charcoal	737197012	8/5/2025	Iodine-131	-9.98E-03	1.17E-02	3.51E-02	pCi/m3
Air Charcoal	738385012	8/12/2025	Iodine-131	1.03E-02	1.88E-02	6.61E-02	pCi/m3
Air Charcoal	740077012	8/19/2025	Iodine-131	3.89E-03	5.11E-03	1.86E-02	pCi/m3
Air Charcoal	740471012	8/26/2025	Iodine-131	8.21E-03	9.58E-03	3.62E-02	pCi/m3
Air Charcoal	742071012	9/2/2025	Iodine-131	-8.34E-03	9.43E-03	2.62E-02	pCi/m3
Air Charcoal	742400012	9/9/2025	Iodine-131	-1.81E-02	1.23E-02	2.87E-02	pCi/m3
Air Charcoal	743862012	9/16/2025	Iodine-131	1.11E-02	6.61E-03	2.10E-02	pCi/m3
Air Charcoal	744952012	9/23/2025	Iodine-131	-2.03E-03	7.38E-03	2.06E-02	pCi/m3
Air Charcoal	745967012	9/30/2025	Iodine-131	1.66E-03	8.20E-03	2.23E-02	pCi/m3
Air Charcoal	746944012	10/7/2025	Iodine-131	1.33E-02	1.25E-02	3.61E-02	pCi/m3
Air Charcoal	747645012	10/14/2025	Iodine-131	6.83E-03	1.64E-02	4.61E-02	pCi/m3
Air Charcoal	748916012	10/21/2025	Iodine-131	-2.01E-02	1.70E-02	4.25E-02	pCi/m3
Air Charcoal	749944012	10/28/2025	Iodine-131	-1.26E-02	7.33E-03	1.82E-02	pCi/m3
Air Charcoal	751497012	11/4/2025	Iodine-131	-1.97E-03	8.06E-03	2.27E-02	pCi/m3
Air Charcoal	752367012	11/11/2025	Iodine-131	3.41E-02	2.18E-02	6.89E-02	pCi/m3
Air Charcoal	753369012	11/18/2025	Iodine-131	9.76E-03	9.31E-03	3.55E-02	pCi/m3
Air Charcoal	754487012	11/25/2025	Iodine-131	-2.77E-03	5.72E-03	1.72E-02	pCi/m3
Air Charcoal	755123012	12/2/2025	Iodine-131	-1.90E-03	3.23E-03	8.89E-03	pCi/m3
Air Charcoal	756410012	12/9/2025	Iodine-131	-1.23E-02	1.77E-02	4.75E-02	pCi/m3
Air Charcoal	757343012	12/16/2025	Iodine-131	-9.93E-03	1.80E-02	5.57E-02	pCi/m3

Air Sample Location A-6 Air Charcoal

Sample Type	Lab ID	Collection Date	Radionuclide	Result	Uncertainty	MDC	Units
Air Charcoal	758223012	12/23/2025	Iodine-131	6.77E-04	1.16E-02	3.85E-02	pCi/m3
Air Charcoal	758234012	12/30/2025	Iodine-131	2.91E-03	5.78E-03	2.01E-02	pCi/m3
Air Charcoal	759271012	1/6/2026	Iodine-131	-1.01E-02	6.58E-03	1.63E-02	pCi/m3

Air Sample Location A-6 Air Particulate

Sample Type	Lab ID	Collection Date	Radionuclide	Result	Uncertainty	MDC	Units
Air Particulate	703311004	1/7/2025	BETA	4.71E-02	2.53E-03	2.40E-03	pCi/m3
Air Particulate	704649004	1/14/2025	BETA	3.28E-02	2.16E-03	2.41E-03	pCi/m3
Air Particulate	705562004	1/21/2025	BETA	3.49E-02	2.22E-03	2.48E-03	pCi/m3
Air Particulate	706700004	1/28/2025	BETA	3.69E-02	2.34E-03	2.64E-03	pCi/m3
Air Particulate	708283004	2/4/2025	BETA	4.12E-02	2.43E-03	2.59E-03	pCi/m3
Air Particulate	709588004	2/11/2025	BETA	3.45E-02	2.22E-03	2.54E-03	pCi/m3
Air Particulate	710180004	2/18/2025	BETA	8.93E-02	3.52E-03	2.56E-03	pCi/m3
Air Particulate	710722004	2/25/2025	BETA	2.95E-02	2.08E-03	2.50E-03	pCi/m3
Air Particulate	712435004	3/4/2025	BETA	5.65E-02	2.78E-03	2.68E-03	pCi/m3
Air Particulate	713883004	3/11/2025	BETA	2.84E-02	2.07E-03	2.70E-03	pCi/m3
Air Particulate	715011004	3/18/2025	BETA	2.95E-02	2.12E-03	2.73E-03	pCi/m3
Air Particulate	716561004	3/25/2025	BETA	2.36E-02	1.89E-03	2.52E-03	pCi/m3
Air Particulate	717456004	4/1/2025	BETA	2.48E-02	1.93E-03	2.56E-03	pCi/m3
Air Particulate	718762004	4/8/2025	BETA	2.30E-02	1.89E-03	2.69E-03	pCi/m3
Air Particulate	721053004	4/22/2025	BETA	2.53E-02	1.94E-03	2.31E-03	pCi/m3
Air Particulate	721133004	4/15/2025	BETA	3.77E-02	2.28E-03	2.24E-03	pCi/m3
Air Particulate	722143004	4/29/2025	BETA	2.62E-02	2.00E-03	2.72E-03	pCi/m3
Air Particulate	723323004	5/6/2025	BETA	2.23E-02	1.90E-03	2.69E-03	pCi/m3
Air Particulate	724611004	5/13/2025	BETA	2.44E-02	1.94E-03	2.65E-03	pCi/m3
Air Particulate	725670004	5/20/2025	BETA	3.20E-02	2.15E-03	2.35E-03	pCi/m3
Air Particulate	726411004	5/27/2025	BETA	2.57E-02	1.94E-03	2.34E-03	pCi/m3

Air Sample Location A-6 Air Particulate

Sample Type	Lab ID	Collection Date	Radionuclide	Result	Uncertainty	MDC	Units
Air Particulate	727723004	6/3/2025	BETA	2.67E-02	2.04E-03	2.70E-03	pCi/m3
Air Particulate	728553004	6/10/2025	BETA	3.21E-02	2.18E-03	2.37E-03	pCi/m3
Air Particulate	729843004	6/17/2025	BETA	2.21E-02	1.80E-03	2.31E-03	pCi/m3
Air Particulate	730552004	6/24/2025	BETA	2.89E-02	2.06E-03	2.34E-03	pCi/m3
Air Particulate	731677004	7/1/2025	BETA	2.00E-02	1.72E-03	2.33E-03	pCi/m3
Air Particulate	732477004	7/8/2025	BETA	3.16E-02	2.14E-03	2.40E-03	pCi/m3
Air Particulate	733701004	7/15/2025	BETA	2.60E-02	1.99E-03	2.51E-03	pCi/m3
Air Particulate	734947004	7/22/2025	BETA	3.44E-02	2.27E-03	2.65E-03	pCi/m3
Air Particulate	735997004	7/29/2025	BETA	2.56E-02	1.93E-03	2.29E-03	pCi/m3
Air Particulate	737197004	8/5/2025	BETA	3.45E-02	2.24E-03	2.46E-03	pCi/m3
Air Particulate	738385004	8/12/2025	BETA	3.15E-02	2.13E-03	2.41E-03	pCi/m3
Air Particulate	740077004	8/19/2025	BETA	6.56E-02	3.06E-03	2.61E-03	pCi/m3
Air Particulate	740471004	8/26/2025	BETA	3.97E-02	2.35E-03	2.47E-03	pCi/m3
Air Particulate	742071004	9/2/2025	BETA	3.30E-02	2.16E-03	2.33E-03	pCi/m3
Air Particulate	742400004	9/9/2025	BETA	4.30E-02	2.47E-03	2.45E-03	pCi/m3
Air Particulate	743862004	9/16/2025	BETA	4.72E-02	2.56E-03	2.36E-03	pCi/m3
Air Particulate	744952004	9/23/2025	BETA	4.14E-02	2.39E-03	2.33E-03	pCi/m3
Air Particulate	745967004	9/30/2025	BETA	4.60E-02	2.55E-03	2.49E-03	pCi/m3
Air Particulate	746944004	10/7/2025	BETA	4.63E-02	2.54E-03	2.32E-03	pCi/m3
Air Particulate	747645004	10/14/2025	BETA	3.85E-02	2.34E-03	2.36E-03	pCi/m3
Air Particulate	748916004	10/21/2025	BETA	4.47E-02	2.51E-03	2.36E-03	pCi/m3
Air Particulate	749944004	10/28/2025	BETA	3.16E-02	2.14E-03	2.32E-03	pCi/m3
Air Particulate	751497004	11/4/2025	BETA	3.18E-02	2.12E-03	2.31E-03	pCi/m3
Air Particulate	752367004	11/11/2025	BETA	3.84E-02	2.32E-03	2.31E-03	pCi/m3
Air Particulate	753369004	11/18/2025	BETA	3.37E-02	2.18E-03	2.28E-03	pCi/m3
Air Particulate	754487004	11/25/2025	BETA	3.35E-02	2.19E-03	2.33E-03	pCi/m3
Air Particulate	755123004	12/2/2025	BETA	3.74E-02	2.30E-03	2.43E-03	pCi/m3

Air Sample Location A-6 Air Particulate

Sample Type	Lab ID	Collection Date	Radionuclide	Result	Uncertainty	MDC	Units
Air Particulate	756410004	12/9/2025	BETA	6.20E-02	2.93E-03	2.36E-03	pCi/m3
Air Particulate	757343004	12/16/2025	BETA	5.01E-02	2.62E-03	2.30E-03	pCi/m3
Air Particulate	758223004	12/23/2025	BETA	3.86E-02	2.34E-03	2.19E-03	pCi/m3
Air Particulate	758234004	12/30/2025	BETA	3.28E-02	2.16E-03	2.17E-03	pCi/m3
Air Particulate	759271004	1/6/2026	BETA	5.41E-02	2.73E-03	2.28E-03	pCi/m3

Air Sample Location A-6 Air Quarterly Composite Gamma Spectroscopy

Sample Type	Lab ID	Collection Date	Radionuclide	Result	Uncertainty	MDC	Units
Air Particulate	721778004	3/25/2025	Cesium-134	-1.16E-04	1.71E-04	5.35E-04	pCi/m3
Air Particulate	721778004	3/25/2025	Cesium-137	2.37E-06	1.58E-04	5.02E-04	pCi/m3
Air Particulate	736793004	7/1/2025	Cesium-134	6.83E-04	2.45E-04	1.04E-03	pCi/m3
Air Particulate	736793004	7/1/2025	Cesium-137	7.22E-05	1.63E-04	5.73E-04	pCi/m3
Air Particulate	750760004	9/30/2025	Cesium-134	-8.41E-05	1.64E-04	4.83E-04	pCi/m3
Air Particulate	750760004	9/30/2025	Cesium-137	-7.57E-05	1.31E-04	3.90E-04	pCi/m3
Air Particulate	762188004	12/30/2025	Cesium-134	-2.34E-04	1.32E-04	3.52E-04	pCi/m3
Air Particulate	762188004	12/30/2025	Cesium-137	-1.28E-04	9.75E-05	2.83E-04	pCi/m3

Air Sample Location A-7 Air Charcoal

Sample Type	Lab ID	Collection Date	Radionuclide	Result	Uncertainty	MDC	Units
Air Charcoal	703311010	1/7/2025	Iodine-131	1.42E-02	1.87E-02	5.17E-02	pCi/m3
Air Charcoal	704649010	1/14/2025	Iodine-131	2.24E-03	4.02E-03	1.41E-02	pCi/m3
Air Charcoal	705562010	1/21/2025	Iodine-131	-1.16E-02	9.09E-03	2.54E-02	pCi/m3
Air Charcoal	706700010	1/28/2025	Iodine-131	-2.16E-03	7.16E-03	2.31E-02	pCi/m3
Air Charcoal	708283010	2/4/2025	Iodine-131	-4.19E-03	7.43E-03	2.34E-02	pCi/m3
Air Charcoal	709588010	2/11/2025	Iodine-131	4.69E-02	1.68E-02	6.79E-02	pCi/m3
Air Charcoal	710180010	2/18/2025	Iodine-131	2.44E-04	1.81E-02	6.12E-02	pCi/m3
Air Charcoal	710722010	2/25/2025	Iodine-131	-4.34E-03	7.59E-03	2.22E-02	pCi/m3
Air Charcoal	712435010	3/4/2025	Iodine-131	7.97E-03	9.92E-03	3.64E-02	pCi/m3

Air Sample Location A-7 Air Charcoal

Sample Type	Lab ID	Collection Date	Radionuclide	Result	Uncertainty	MDC	Units
Air Charcoal	713883010	3/11/2025	Iodine-131	5.46E-03	2.19E-02	6.54E-02	pCi/m3
Air Charcoal	715011010	3/18/2025	Iodine-131	-1.36E-02	1.40E-02	4.18E-02	pCi/m3
Air Charcoal	716561010	3/25/2025	Iodine-131	1.59E-04	1.88E-02	6.36E-02	pCi/m3
Air Charcoal	717456010	4/1/2025	Iodine-131	-7.36E-03	5.90E-03	1.52E-02	pCi/m3
Air Charcoal	718762010	4/8/2025	Iodine-131	4.39E-03	1.58E-02	5.41E-02	pCi/m3
Air Charcoal	721053010	4/22/2025	Iodine-131	-7.10E-03	5.88E-03	1.76E-02	pCi/m3
Air Charcoal	721133010	4/15/2025	Iodine-131	-8.27E-04	8.06E-03	2.71E-02	pCi/m3
Air Charcoal	722143010	4/29/2025	Iodine-131	-3.27E-03	1.70E-02	5.64E-02	pCi/m3
Air Charcoal	723323010	5/6/2025	Iodine-131	3.02E-02	1.54E-02	6.42E-02	pCi/m3
Air Charcoal	724611010	5/13/2025	Iodine-131	1.10E-03	1.35E-02	4.56E-02	pCi/m3
Air Charcoal	725670010	5/20/2025	Iodine-131	5.62E-02	2.72E-02	2.99E-02	pCi/m3
Air Charcoal	726411010	5/27/2025	Iodine-131	8.33E-03	1.45E-02	5.31E-02	pCi/m3
Air Charcoal	727723010	6/3/2025	Iodine-131	-2.25E-02	1.64E-02	4.64E-02	pCi/m3
Air Charcoal	728553010	6/10/2025	Iodine-131	5.42E-03	1.81E-02	6.21E-02	pCi/m3
Air Charcoal	729843010	6/17/2025	Iodine-131	2.03E-03	9.16E-03	3.19E-02	pCi/m3
Air Charcoal	730552010	6/24/2025	Iodine-131	-1.24E-03	2.00E-02	6.48E-02	pCi/m3
Air Charcoal	731677010	7/1/2025	Iodine-131	1.99E-03	1.20E-02	4.06E-02	pCi/m3
Air Charcoal	732477010	7/8/2025	Iodine-131	-9.03E-03	1.14E-02	3.58E-02	pCi/m3
Air Charcoal	733701010	7/15/2025	Iodine-131	4.92E-04	1.10E-02	3.73E-02	pCi/m3
Air Charcoal	734947010	7/22/2025	Iodine-131	1.83E-02	1.89E-02	6.84E-02	pCi/m3
Air Charcoal	735997010	7/29/2025	Iodine-131	2.84E-03	8.99E-03	3.21E-02	pCi/m3
Air Charcoal	737197010	8/5/2025	Iodine-131	-7.66E-03	9.63E-03	2.97E-02	pCi/m3
Air Charcoal	738385010	8/12/2025	Iodine-131	1.09E-02	1.19E-02	4.38E-02	pCi/m3
Air Charcoal	740077010	8/19/2025	Iodine-131	9.20E-05	5.48E-03	1.85E-02	pCi/m3
Air Charcoal	740471010	8/26/2025	Iodine-131	4.25E-03	7.42E-03	2.71E-02	pCi/m3
Air Charcoal	742071010	9/2/2025	Iodine-131	-9.96E-03	1.00E-02	2.51E-02	pCi/m3
Air Charcoal	742400010	9/9/2025	Iodine-131	1.48E-03	1.18E-02	3.42E-02	pCi/m3
Air Charcoal	743862010	9/16/2025	Iodine-131	1.69E-03	6.82E-03	1.92E-02	pCi/m3

Air Sample Location A-7 Air Charcoal

Sample Type	Lab ID	Collection Date	Radionuclide	Result	Uncertainty	MDC	Units
Air Charcoal	744952010	9/23/2025	Iodine-131	5.09E-03	7.28E-03	2.14E-02	pCi/m3
Air Charcoal	745967010	9/30/2025	Iodine-131	-6.56E-03	8.14E-03	2.19E-02	pCi/m3
Air Charcoal	746944010	10/7/2025	Iodine-131	1.65E-02	9.01E-03	2.87E-02	pCi/m3
Air Charcoal	747645010	10/14/2025	Iodine-131	-1.79E-03	2.06E-02	5.27E-02	pCi/m3
Air Charcoal	748916010	10/21/2025	Iodine-131	1.19E-02	2.26E-02	6.23E-02	pCi/m3
Air Charcoal	749944010	10/28/2025	Iodine-131	3.68E-03	7.22E-03	2.33E-02	pCi/m3
Air Charcoal	751497010	11/4/2025	Iodine-131	5.24E-03	8.36E-03	2.48E-02	pCi/m3
Air Charcoal	752367010	11/11/2025	Iodine-131	-9.86E-03	1.78E-02	4.73E-02	pCi/m3
Air Charcoal	753369010	11/18/2025	Iodine-131	4.94E-03	6.88E-03	2.62E-02	pCi/m3
Air Charcoal	754487010	11/25/2025	Iodine-131	9.35E-03	8.58E-03	3.27E-02	pCi/m3
Air Charcoal	755123010	12/2/2025	Iodine-131	-4.25E-03	4.10E-03	1.20E-02	pCi/m3
Air Charcoal	756410010	12/9/2025	Iodine-131	-4.93E-03	1.57E-02	4.36E-02	pCi/m3
Air Charcoal	757343010	12/16/2025	Iodine-131	4.00E-03	1.26E-02	4.36E-02	pCi/m3
Air Charcoal	758223010	12/23/2025	Iodine-131	3.17E-03	8.61E-03	2.98E-02	pCi/m3
Air Charcoal	758234010	12/30/2025	Iodine-131	-2.96E-03	4.83E-03	1.40E-02	pCi/m3
Air Charcoal	759271010	1/6/2026	Iodine-131	5.45E-03	5.71E-03	1.76E-02	pCi/m3

Air Sample Location A-7 Air Particulate

Sample Type	Lab ID	Collection Date	Radionuclide	Result	Uncertainty	MDC	Units
Air Particulate	703311002	1/7/2025	BETA	4.19E-02	2.45E-03	2.55E-03	pCi/m3
Air Particulate	704649002	1/14/2025	BETA	4.60E-02	2.56E-03	2.50E-03	pCi/m3
Air Particulate	705562002	1/21/2025	BETA	4.73E-02	2.59E-03	2.51E-03	pCi/m3
Air Particulate	706700002	1/28/2025	BETA	7.56E-02	3.22E-03	2.63E-03	pCi/m3
Air Particulate	708283002	2/4/2025	BETA	5.62E-02	2.78E-03	2.57E-03	pCi/m3
Air Particulate	709588002	2/11/2025	BETA	4.91E-02	2.62E-03	2.55E-03	pCi/m3
Air Particulate	710180002	2/18/2025	BETA	6.01E-02	2.87E-03	2.50E-03	pCi/m3
Air Particulate	710722002	2/25/2025	BETA	4.53E-02	2.56E-03	2.56E-03	pCi/m3
Air Particulate	712435002	3/4/2025	BETA	4.56E-02	2.56E-03	2.77E-03	pCi/m3

Air Sample Location A-7 Air Particulate

Sample Type	Lab ID	Collection Date	Radionuclide	Result	Uncertainty	MDC	Units
Air Particulate	713883002	3/11/2025	BETA	3.99E-02	2.44E-03	2.83E-03	pCi/m3
Air Particulate	715011002	3/18/2025	BETA	2.93E-02	2.12E-03	2.79E-03	pCi/m3
Air Particulate	716561002	3/25/2025	BETA	3.26E-02	2.21E-03	2.57E-03	pCi/m3
Air Particulate	717456002	4/1/2025	BETA	3.18E-02	2.16E-03	2.50E-03	pCi/m3
Air Particulate	718762002	4/8/2025	BETA	3.38E-02	2.25E-03	2.62E-03	pCi/m3
Air Particulate	721053002	4/22/2025	BETA	4.09E-02	2.44E-03	2.55E-03	pCi/m3
Air Particulate	721133002	4/15/2025	BETA	5.62E-02	2.78E-03	2.47E-03	pCi/m3
Air Particulate	722143002	4/29/2025	BETA	3.41E-02	2.19E-03	2.61E-03	pCi/m3
Air Particulate	723323002	5/6/2025	BETA	2.70E-02	2.02E-03	2.63E-03	pCi/m3
Air Particulate	724611002	5/13/2025	BETA	3.09E-02	2.18E-03	2.72E-03	pCi/m3
Air Particulate	725670002	5/20/2025	BETA	3.70E-02	2.27E-03	2.34E-03	pCi/m3
Air Particulate	726411002	5/27/2025	BETA	3.55E-02	2.26E-03	2.43E-03	pCi/m3
Air Particulate	727723002	6/3/2025	BETA	3.46E-02	2.25E-03	2.77E-03	pCi/m3
Air Particulate	728553002	6/10/2025	BETA	3.09E-02	2.11E-03	2.36E-03	pCi/m3
Air Particulate	729843002	6/17/2025	BETA	3.27E-02	2.16E-03	2.31E-03	pCi/m3
Air Particulate	730552002	6/24/2025	BETA	3.62E-02	2.27E-03	2.35E-03	pCi/m3
Air Particulate	731677002	7/1/2025	BETA	2.64E-02	1.97E-03	2.42E-03	pCi/m3
Air Particulate	732477002	7/8/2025	BETA	3.21E-02	2.21E-03	2.54E-03	pCi/m3
Air Particulate	733701002	7/15/2025	BETA	2.39E-02	1.88E-03	2.37E-03	pCi/m3
Air Particulate	734947002	7/22/2025	BETA	3.17E-02	2.12E-03	2.39E-03	pCi/m3
Air Particulate	735997002	7/29/2025	BETA	2.81E-02	2.05E-03	2.37E-03	pCi/m3
Air Particulate	737197002	8/5/2025	BETA	3.31E-02	2.16E-03	2.41E-03	pCi/m3
Air Particulate	738385002	8/12/2025	BETA	3.50E-02	2.20E-03	2.33E-03	pCi/m3
Air Particulate	740077002	8/19/2025	BETA	5.59E-02	2.81E-03	2.51E-03	pCi/m3
Air Particulate	740471002	8/26/2025	BETA	4.85E-02	2.61E-03	2.48E-03	pCi/m3
Air Particulate	742071002	9/2/2025	BETA	3.41E-02	2.22E-03	2.34E-03	pCi/m3
Air Particulate	742400002	9/9/2025	BETA	4.75E-02	2.53E-03	2.38E-03	pCi/m3

Air Sample Location A-7 Air Particulate

Sample Type	Lab ID	Collection Date	Radionuclide	Result	Uncertainty	MDC	Units
Air Particulate	743862002	9/16/2025	BETA	5.43E-02	2.75E-03	2.36E-03	pCi/m3
Air Particulate	744952002	9/23/2025	BETA	4.93E-02	2.64E-03	2.49E-03	pCi/m3
Air Particulate	745967002	9/30/2025	BETA	5.05E-02	2.63E-03	2.42E-03	pCi/m3
Air Particulate	746944002	10/7/2025	BETA	5.08E-02	2.62E-03	2.28E-03	pCi/m3
Air Particulate	747645002	10/14/2025	BETA	4.58E-02	2.48E-03	2.29E-03	pCi/m3
Air Particulate	748916002	10/21/2025	BETA	4.19E-02	2.40E-03	2.32E-03	pCi/m3
Air Particulate	749944002	10/28/2025	BETA	3.25E-02	2.15E-03	2.35E-03	pCi/m3
Air Particulate	751497002	11/4/2025	BETA	4.07E-02	2.39E-03	2.32E-03	pCi/m3
Air Particulate	752367002	11/11/2025	BETA	4.31E-02	2.47E-03	2.36E-03	pCi/m3
Air Particulate	753369002	11/18/2025	BETA	3.75E-02	2.34E-03	2.46E-03	pCi/m3
Air Particulate	754487002	11/25/2025	BETA	3.30E-02	2.14E-03	2.33E-03	pCi/m3
Air Particulate	755123002	12/2/2025	BETA	3.80E-02	2.33E-03	2.32E-03	pCi/m3
Air Particulate	756410002	12/9/2025	BETA	7.04E-02	3.07E-03	2.30E-03	pCi/m3
Air Particulate	757343002	12/16/2025	BETA	5.10E-02	2.67E-03	2.40E-03	pCi/m3
Air Particulate	758223002	12/23/2025	BETA	3.82E-02	2.32E-03	2.41E-03	pCi/m3
Air Particulate	758234002	12/30/2025	BETA	3.57E-02	2.25E-03	2.39E-03	pCi/m3
Air Particulate	759271002	1/6/2026	BETA	5.06E-02	2.63E-03	2.42E-03	pCi/m3

Air Sample Location A-7 Air Quarterly Composite Gamma Spectroscopy

Sample Type	Lab ID	Collection Date	Radionuclide	Result	Uncertainty	MDC	Units
Air Particulate	721778002	3/25/2025	Cesium-134	1.02E-04	1.60E-04	5.50E-04	pCi/m3
Air Particulate	721778002	3/25/2025	Cesium-137	5.18E-04	2.20E-04	4.24E-04	pCi/m3
Air Particulate	736793002	7/1/2025	Cesium-134	-2.71E-04	1.99E-04	5.02E-04	pCi/m3
Air Particulate	736793002	7/1/2025	Cesium-137	5.88E-05	2.27E-04	7.13E-04	pCi/m3
Air Particulate	750760002	9/30/2025	Cesium-134	1.82E-05	1.14E-04	3.92E-04	pCi/m3
Air Particulate	750760002	9/30/2025	Cesium-137	7.20E-05	9.53E-05	3.48E-04	pCi/m3
Air Particulate	762188002	12/30/2025	Cesium-134	7.08E-05	1.27E-04	4.59E-04	pCi/m3
Air Particulate	762188002	12/30/2025	Cesium-137	-8.45E-05	1.13E-04	3.19E-04	pCi/m3

Air Sample Location A-8 Air Charcoal

Sample Type	Lab ID	Collection Date	Radionuclide	Result	Uncertainty	MDC	Units
Air Charcoal	703311009	1/7/2025	Iodine-131	1.66E-03	1.46E-02	4.08E-02	pCi/m3
Air Charcoal	704649009	1/14/2025	Iodine-131	4.36E-03	3.93E-03	1.54E-02	pCi/m3
Air Charcoal	705562009	1/21/2025	Iodine-131	-7.31E-03	7.79E-03	2.17E-02	pCi/m3
Air Charcoal	706700009	1/28/2025	Iodine-131	4.25E-03	6.88E-03	2.52E-02	pCi/m3
Air Charcoal	708283009	2/4/2025	Iodine-131	-1.28E-02	7.86E-03	2.11E-02	pCi/m3
Air Charcoal	709588009	2/11/2025	Iodine-131	-5.37E-03	2.48E-02	6.38E-02	pCi/m3
Air Charcoal	710180009	2/18/2025	Iodine-131	-9.31E-03	1.15E-02	3.36E-02	pCi/m3
Air Charcoal	710722009	2/25/2025	Iodine-131	-2.24E-03	5.06E-03	1.55E-02	pCi/m3
Air Charcoal	712435009	3/4/2025	Iodine-131	-1.73E-02	1.91E-02	4.87E-02	pCi/m3
Air Charcoal	713883009	3/11/2025	Iodine-131	-6.20E-02	3.26E-02	5.63E-02	pCi/m3
Air Charcoal	715011009	3/18/2025	Iodine-131	1.24E-02	9.19E-03	3.73E-02	pCi/m3
Air Charcoal	716561009	3/25/2025	Iodine-131	-3.07E-02	2.24E-02	6.75E-02	pCi/m3
Air Charcoal	717456009	4/1/2025	Iodine-131	1.60E-02	1.09E-02	4.10E-02	pCi/m3
Air Charcoal	718762009	4/8/2025	Iodine-131	-3.39E-02	1.26E-02	2.45E-02	pCi/m3
Air Charcoal	721053009	4/22/2025	Iodine-131	4.25E-03	6.87E-03	2.41E-02	pCi/m3
Air Charcoal	721133009	4/15/2025	Iodine-131	4.49E-02	1.60E-02	3.72E-02	pCi/m3
Air Charcoal	722143009	4/29/2025	Iodine-131	-1.86E-02	2.10E-02	5.30E-02	pCi/m3
Air Charcoal	723323009	5/6/2025	Iodine-131	-9.09E-03	1.49E-02	4.72E-02	pCi/m3
Air Charcoal	724611009	5/13/2025	Iodine-131	-2.46E-02	1.19E-02	2.12E-02	pCi/m3
Air Charcoal	725670009	5/20/2025	Iodine-131	2.69E-03	8.86E-03	3.07E-02	pCi/m3
Air Charcoal	726411009	5/27/2025	Iodine-131	8.33E-03	1.42E-02	5.06E-02	pCi/m3
Air Charcoal	727723009	6/3/2025	Iodine-131	8.22E-03	1.61E-02	5.77E-02	pCi/m3
Air Charcoal	728553009	6/10/2025	Iodine-131	-2.60E-03	1.93E-02	6.19E-02	pCi/m3
Air Charcoal	729843009	6/17/2025	Iodine-131	-4.47E-03	1.01E-02	3.28E-02	pCi/m3
Air Charcoal	730552009	6/24/2025	Iodine-131	1.98E-02	1.85E-02	6.82E-02	pCi/m3
Air Charcoal	731677009	7/1/2025	Iodine-131	-5.38E-03	1.36E-02	4.37E-02	pCi/m3
Air Charcoal	732477009	7/8/2025	Iodine-131	-1.04E-02	1.23E-02	3.86E-02	pCi/m3

Air Sample Location A-8 Air Charcoal

Sample Type	Lab ID	Collection Date	Radionuclide	Result	Uncertainty	MDC	Units
Air Charcoal	733701009	7/15/2025	Iodine-131	6.58E-03	8.83E-03	3.18E-02	pCi/m3
Air Charcoal	734947009	7/22/2025	Iodine-131	-5.25E-03	1.40E-02	4.59E-02	pCi/m3
Air Charcoal	735997009	7/29/2025	Iodine-131	5.81E-03	1.52E-02	5.35E-02	pCi/m3
Air Charcoal	737197009	8/5/2025	Iodine-131	-3.90E-03	9.39E-03	3.03E-02	pCi/m3
Air Charcoal	738385009	8/12/2025	Iodine-131	-1.84E-02	1.33E-02	3.66E-02	pCi/m3
Air Charcoal	740077009	8/19/2025	Iodine-131	-4.92E-03	6.70E-03	2.16E-02	pCi/m3
Air Charcoal	740471009	8/26/2025	Iodine-131	2.06E-03	8.23E-03	2.89E-02	pCi/m3
Air Charcoal	742071009	9/2/2025	Iodine-131	7.87E-04	7.67E-03	2.46E-02	pCi/m3
Air Charcoal	742400009	9/9/2025	Iodine-131	-9.84E-03	1.81E-02	4.42E-02	pCi/m3
Air Charcoal	743862009	9/16/2025	Iodine-131	1.82E-02	8.96E-03	2.74E-02	pCi/m3
Air Charcoal	744952009	9/23/2025	Iodine-131	1.15E-02	8.15E-03	2.51E-02	pCi/m3
Air Charcoal	745967009	9/30/2025	Iodine-131	1.79E-03	1.31E-02	3.45E-02	pCi/m3
Air Charcoal	746944009	10/7/2025	Iodine-131	7.15E-04	8.87E-03	2.53E-02	pCi/m3
Air Charcoal	747645009	10/14/2025	Iodine-131	-9.68E-03	1.43E-02	3.84E-02	pCi/m3
Air Charcoal	748916009	10/21/2025	Iodine-131	1.13E-02	1.45E-02	4.42E-02	pCi/m3
Air Charcoal	749944009	10/28/2025	Iodine-131	-1.47E-02	8.59E-03	2.26E-02	pCi/m3
Air Charcoal	751497009	11/4/2025	Iodine-131	7.03E-03	8.85E-03	2.65E-02	pCi/m3
Air Charcoal	752367009	11/11/2025	Iodine-131	2.41E-02	1.36E-02	4.51E-02	pCi/m3
Air Charcoal	753369009	11/18/2025	Iodine-131	3.39E-03	8.84E-03	3.08E-02	pCi/m3
Air Charcoal	754487009	11/25/2025	Iodine-131	1.44E-03	8.33E-03	2.86E-02	pCi/m3
Air Charcoal	755123009	12/2/2025	Iodine-131	-1.99E-03	4.66E-03	1.46E-02	pCi/m3
Air Charcoal	756410009	12/9/2025	Iodine-131	-1.19E-02	1.63E-02	4.34E-02	pCi/m3
Air Charcoal	757343009	12/16/2025	Iodine-131	-2.37E-02	1.08E-02	2.17E-02	pCi/m3
Air Charcoal	758223009	12/23/2025	Iodine-131	-4.11E-03	1.16E-02	3.67E-02	pCi/m3
Air Charcoal	758234009	12/30/2025	Iodine-131	-5.02E-03	4.66E-03	1.21E-02	pCi/m3
Air Charcoal	759271009	1/6/2026	Iodine-131	8.13E-03	5.83E-03	1.85E-02	pCi/m3

Air Sample Location A-8 Air Particulate

Sample Type	Lab ID	Collection Date	Radionuclide	Result	Uncertainty	MDC	Units
Air Particulate	703311001	1/7/2025	BETA	5.10E-02	2.66E-03	2.69E-03	pCi/m3
Air Particulate	704649001	1/14/2025	BETA	4.29E-02	2.48E-03	2.72E-03	pCi/m3
Air Particulate	705562001	1/21/2025	BETA	4.25E-02	2.44E-03	2.56E-03	pCi/m3
Air Particulate	706700001	1/28/2025	BETA	4.42E-02	2.50E-03	2.54E-03	pCi/m3
Air Particulate	708283001	2/4/2025	BETA	5.03E-02	2.62E-03	2.50E-03	pCi/m3
Air Particulate	709588001	2/11/2025	BETA	4.46E-02	2.51E-03	2.50E-03	pCi/m3
Air Particulate	710180001	2/18/2025	BETA	4.85E-02	2.65E-03	2.70E-03	pCi/m3
Air Particulate	710722001	2/25/2025	BETA	5.90E-02	2.86E-03	2.60E-03	pCi/m3
Air Particulate	712435001	3/4/2025	BETA	3.76E-02	2.32E-03	2.47E-03	pCi/m3
Air Particulate	713883001	3/11/2025	BETA	3.57E-02	2.31E-03	2.53E-03	pCi/m3
Air Particulate	715011001	3/18/2025	BETA	3.45E-02	2.25E-03	2.48E-03	pCi/m3
Air Particulate	716561001	3/25/2025	BETA	2.96E-02	2.11E-03	2.73E-03	pCi/m3
Air Particulate	717456001	4/1/2025	BETA	3.25E-02	2.17E-03	2.44E-03	pCi/m3
Air Particulate	718762001	4/8/2025	BETA	3.08E-02	2.12E-03	2.45E-03	pCi/m3
Air Particulate	721053001	4/22/2025	BETA	3.15E-02	2.17E-03	2.40E-03	pCi/m3
Air Particulate	721133001	4/15/2025	BETA	3.95E-02	2.36E-03	2.33E-03	pCi/m3
Air Particulate	722143001	4/29/2025	BETA	2.51E-02	1.92E-03	2.44E-03	pCi/m3
Air Particulate	723323001	5/6/2025	BETA	2.61E-02	1.99E-03	2.46E-03	pCi/m3
Air Particulate	724611001	5/13/2025	BETA	2.59E-02	1.97E-03	2.41E-03	pCi/m3
Air Particulate	725670001	5/20/2025	BETA	3.27E-02	2.17E-03	2.59E-03	pCi/m3
Air Particulate	726411001	5/27/2025	BETA	2.68E-02	2.03E-03	2.61E-03	pCi/m3
Air Particulate	727723001	6/3/2025	BETA	2.64E-02	2.00E-03	2.43E-03	pCi/m3
Air Particulate	728553001	6/10/2025	BETA	3.07E-02	2.11E-03	2.47E-03	pCi/m3
Air Particulate	729843001	6/17/2025	BETA	2.41E-02	1.92E-03	2.50E-03	pCi/m3
Air Particulate	730552001	6/24/2025	BETA	2.78E-02	2.02E-03	2.46E-03	pCi/m3
Air Particulate	731677001	7/1/2025	BETA	2.53E-02	1.89E-03	2.24E-03	pCi/m3
Air Particulate	732477001	7/8/2025	BETA	3.25E-02	2.18E-03	2.35E-03	pCi/m3

Air Sample Location A-8 Air Particulate

Sample Type	Lab ID	Collection Date	Radionuclide	Result	Uncertainty	MDC	Units
Air Particulate	733701001	7/15/2025	BETA	2.54E-02	1.94E-03	2.35E-03	pCi/m3
Air Particulate	734947001	7/22/2025	BETA	3.38E-02	2.22E-03	2.42E-03	pCi/m3
Air Particulate	735997001	7/29/2025	BETA	2.84E-02	2.09E-03	2.62E-03	pCi/m3
Air Particulate	737197001	8/5/2025	BETA	3.51E-02	2.25E-03	2.39E-03	pCi/m3
Air Particulate	738385001	8/12/2025	BETA	3.25E-02	2.12E-03	2.35E-03	pCi/m3
Air Particulate	740077001	8/19/2025	BETA	5.81E-02	2.89E-03	2.55E-03	pCi/m3
Air Particulate	740471001	8/26/2025	BETA	4.26E-02	2.42E-03	2.37E-03	pCi/m3
Air Particulate	742071001	9/2/2025	BETA	3.50E-02	2.26E-03	2.47E-03	pCi/m3
Air Particulate	742400001	9/9/2025	BETA	4.36E-02	2.46E-03	2.31E-03	pCi/m3
Air Particulate	743862001	9/16/2025	BETA	9.81E-02	3.66E-03	2.49E-03	pCi/m3
Air Particulate	744952001	9/23/2025	BETA	4.39E-02	2.46E-03	2.29E-03	pCi/m3
Air Particulate	745967001	9/30/2025	BETA	4.77E-02	2.60E-03	2.45E-03	pCi/m3
Air Particulate	746944001	10/7/2025	BETA	4.75E-02	2.53E-03	2.38E-03	pCi/m3
Air Particulate	747645001	10/14/2025	BETA	4.22E-02	2.42E-03	2.31E-03	pCi/m3
Air Particulate	748916001	10/21/2025	BETA	5.53E-02	2.77E-03	2.34E-03	pCi/m3
Air Particulate	749944001	10/28/2025	BETA	2.83E-02	2.02E-03	2.37E-03	pCi/m3
Air Particulate	751497001	11/4/2025	BETA	3.25E-02	2.17E-03	2.44E-03	pCi/m3
Air Particulate	752367001	11/11/2025	BETA	3.96E-02	2.39E-03	2.47E-03	pCi/m3
Air Particulate	753369001	11/18/2025	BETA	2.63E-02	1.97E-03	2.35E-03	pCi/m3
Air Particulate	754487001	11/25/2025	BETA	4.01E-02	2.41E-03	2.33E-03	pCi/m3
Air Particulate	755123001	12/2/2025	BETA	4.07E-02	2.42E-03	2.49E-03	pCi/m3
Air Particulate	756410001	12/9/2025	BETA	7.63E-02	3.19E-03	2.45E-03	pCi/m3
Air Particulate	757343001	12/16/2025	BETA	5.21E-02	2.72E-03	2.51E-03	pCi/m3
Air Particulate	758223001	12/23/2025	BETA	3.75E-02	2.30E-03	2.46E-03	pCi/m3
Air Particulate	758234001	12/30/2025	BETA	3.01E-02	2.09E-03	2.46E-03	pCi/m3
Air Particulate	759271001	1/6/2026	BETA	5.44E-02	2.71E-03	2.44E-03	pCi/m3

Air Sample Location A-8 Air Quarterly Composite Gamma Spectroscopy

Sample Type	Lab ID	Collection Date	Radionuclide	Result	Uncertainty	MDC	Units
Air Particulate	721778001	3/25/2025	Cesium-134	-4.88E-06	1.45E-04	4.67E-04	pCi/m3
Air Particulate	721778001	3/25/2025	Cesium-137	8.95E-05	1.14E-04	4.05E-04	pCi/m3
Air Particulate	736793001	7/1/2025	Cesium-134	-2.49E-04	1.61E-04	3.84E-04	pCi/m3
Air Particulate	736793001	7/1/2025	Cesium-137	1.22E-04	2.05E-04	7.04E-04	pCi/m3
Air Particulate	750760001	9/30/2025	Cesium-134	-2.21E-04	1.36E-04	3.54E-04	pCi/m3
Air Particulate	750760001	9/30/2025	Cesium-137	2.06E-05	1.14E-04	3.95E-04	pCi/m3
Air Particulate	762188001	12/30/2025	Cesium-134	-1.30E-04	1.66E-04	4.75E-04	pCi/m3
Air Particulate	762188001	12/30/2025	Cesium-137	1.80E-04	9.77E-05	3.80E-04	pCi/m3

SW-1 Monthly Composite Gamma Spectrum

Sample Type	Lab ID	Collection Date	Radionuclide	Result	Uncertainty	MDC	Units
Surface Water	706926002	1/28/2025	Barium-140	6.40E+00	2.33E+00	8.52E+00	pCi/L
Surface Water	706926002	1/28/2025	Cesium-134	8.26E-01	4.35E-01	1.54E+00	pCi/L
Surface Water	706926002	1/28/2025	Cesium-137	-7.27E-02	4.39E-01	1.43E+00	pCi/L
Surface Water	706926002	1/28/2025	Cobalt-58	-7.58E-01	4.48E-01	1.33E+00	pCi/L
Surface Water	706926002	1/28/2025	Cobalt-60	-5.07E-01	4.37E-01	1.36E+00	pCi/L
Surface Water	706926002	1/28/2025	Iodine-131	5.35E-01	9.63E-01	3.34E+00	pCi/L
Surface Water	706926002	1/28/2025	Iron-59	-2.55E-01	8.96E-01	3.00E+00	pCi/L
Surface Water	706926002	1/28/2025	Lanthanum-140	-4.66E-02	9.51E-01	3.02E+00	pCi/L
Surface Water	706926002	1/28/2025	Manganese-54	-2.72E-01	4.43E-01	1.39E+00	pCi/L
Surface Water	706926002	1/28/2025	Niobium-95	-7.67E-01	9.02E-01	1.31E+00	pCi/L
Surface Water	706926002	1/28/2025	Zinc-65	6.24E-01	8.76E-01	3.07E+00	pCi/L
Surface Water	706926002	1/28/2025	Zirconium-95	6.51E-01	6.68E-01	2.28E+00	pCi/L
Surface Water	710714002	2/25/2025	Barium-140	-5.77E+00	3.92E+00	8.58E+00	pCi/L
Surface Water	710714002	2/25/2025	Cesium-134	4.94E-01	5.25E-01	1.79E+00	pCi/L
Surface Water	710714002	2/25/2025	Cesium-137	9.78E-01	5.33E-01	1.89E+00	pCi/L
Surface Water	710714002	2/25/2025	Cobalt-58	-5.38E-02	4.94E-01	1.59E+00	pCi/L
Surface Water	710714002	2/25/2025	Cobalt-60	6.22E-01	5.26E-01	1.88E+00	pCi/L
Surface Water	710714002	2/25/2025	Iodine-131	5.85E-01	8.39E-01	2.91E+00	pCi/L

SW-1 Monthly Composite Gamma Spectrum

Sample Type	Lab ID	Collection Date	Radionuclide	Result	Uncertainty	MDC	Units
Surface Water	710714002	2/25/2025	Iron-59	-4.84E-01	9.27E-01	3.06E+00	pCi/L
Surface Water	710714002	2/25/2025	Lanthanum-140	1.27E-01	8.00E-01	2.67E+00	pCi/L
Surface Water	710714002	2/25/2025	Manganese-54	4.77E-01	5.39E-01	1.81E+00	pCi/L
Surface Water	710714002	2/25/2025	Niobium-95	9.80E-01	8.12E-01	1.52E+00	pCi/L
Surface Water	710714002	2/25/2025	Zinc-65	-1.17E+00	9.73E-01	3.08E+00	pCi/L
Surface Water	710714002	2/25/2025	Zirconium-95	-8.72E-01	8.11E-01	2.46E+00	pCi/L
Surface Water	716556002	3/25/2025	Barium-140	7.08E+00	4.01E+00	1.40E+01	pCi/L
Surface Water	716556002	3/25/2025	Cesium-134	1.02E-01	4.42E-01	1.48E+00	pCi/L
Surface Water	716556002	3/25/2025	Cesium-137	-2.55E-01	3.89E-01	1.29E+00	pCi/L
Surface Water	716556002	3/25/2025	Cobalt-58	2.79E-01	4.32E-01	1.47E+00	pCi/L
Surface Water	716556002	3/25/2025	Cobalt-60	4.57E-02	4.05E-01	1.33E+00	pCi/L
Surface Water	716556002	3/25/2025	Iodine-131	-1.37E+00	2.30E+00	7.36E+00	pCi/L
Surface Water	716556002	3/25/2025	Iron-59	-1.08E+00	9.80E-01	3.12E+00	pCi/L
Surface Water	716556002	3/25/2025	Lanthanum-140	-1.98E-01	1.37E+00	4.41E+00	pCi/L
Surface Water	716556002	3/25/2025	Manganese-54	4.33E-01	4.05E-01	1.39E+00	pCi/L
Surface Water	716556002	3/25/2025	Niobium-95	1.21E+00	4.60E-01	1.63E+00	pCi/L
Surface Water	716556002	3/25/2025	Zinc-65	5.56E-01	8.49E-01	2.86E+00	pCi/L
Surface Water	716556002	3/25/2025	Zirconium-95	-4.63E-01	7.56E-01	2.49E+00	pCi/L
Surface Water	722140002	4/29/2025	Barium-140	2.99E+00	3.55E+00	1.21E+01	pCi/L
Surface Water	722140002	4/29/2025	Cesium-134	7.51E-02	5.61E-01	1.80E+00	pCi/L
Surface Water	722140002	4/29/2025	Cesium-137	-2.84E-01	5.33E-01	1.68E+00	pCi/L
Surface Water	722140002	4/29/2025	Cobalt-58	-1.39E+00	1.15E+00	1.72E+00	pCi/L
Surface Water	722140002	4/29/2025	Cobalt-60	-2.93E+00	1.00E+00	1.37E+00	pCi/L
Surface Water	722140002	4/29/2025	Iodine-131	7.35E+00	2.33E+00	5.08E+00	pCi/L
Surface Water	722140002	4/29/2025	Iron-59	-1.00E+00	1.19E+00	3.79E+00	pCi/L
Surface Water	722140002	4/29/2025	Lanthanum-140	-1.67E+00	1.36E+00	3.98E+00	pCi/L
Surface Water	722140002	4/29/2025	Manganese-54	-3.37E-01	5.82E-01	1.79E+00	pCi/L
Surface Water	722140002	4/29/2025	Niobium-95	0.00E+00	5.74E-01	1.84E+00	pCi/L

SW-1 Monthly Composite Gamma Spectrum

Sample Type	Lab ID	Collection Date	Radionuclide	Result	Uncertainty	MDC	Units
Surface Water	722140002	4/29/2025	Zinc-65	-3.91E-01	1.20E+00	3.94E+00	pCi/L
Surface Water	722140002	4/29/2025	Zirconium-95	1.62E+00	1.09E+00	3.46E+00	pCi/L
Surface Water	726388002	5/27/2025	Barium-140	-5.62E+00	3.37E+00	1.03E+01	pCi/L
Surface Water	726388002	5/27/2025	Cesium-134	-5.66E-01	4.23E-01	1.36E+00	pCi/L
Surface Water	726388002	5/27/2025	Cesium-137	8.86E-01	4.32E-01	1.48E+00	pCi/L
Surface Water	726388002	5/27/2025	Cobalt-58	3.22E-01	4.29E-01	1.49E+00	pCi/L
Surface Water	726388002	5/27/2025	Cobalt-60	2.78E-01	4.63E-01	1.54E+00	pCi/L
Surface Water	726388002	5/27/2025	Iodine-131	7.03E-02	1.51E+00	5.06E+00	pCi/L
Surface Water	726388002	5/27/2025	Iron-59	-1.27E+00	9.79E-01	3.05E+00	pCi/L
Surface Water	726388002	5/27/2025	Lanthanum-140	6.58E-01	1.09E+00	3.78E+00	pCi/L
Surface Water	726388002	5/27/2025	Manganese-54	-1.68E+00	6.07E-01	1.28E+00	pCi/L
Surface Water	726388002	5/27/2025	Niobium-95	2.07E+00	6.77E-01	1.39E+00	pCi/L
Surface Water	726388002	5/27/2025	Zinc-65	4.46E-01	8.72E-01	2.93E+00	pCi/L
Surface Water	726388002	5/27/2025	Zirconium-95	7.26E-01	7.79E-01	2.73E+00	pCi/L
Surface Water	730590002	6/24/2025	Barium-140	2.53E-01	3.90E+00	1.29E+01	pCi/L
Surface Water	730590002	6/24/2025	Cesium-134	-4.14E-01	6.39E-01	1.97E+00	pCi/L
Surface Water	730590002	6/24/2025	Cesium-137	-1.09E+00	6.39E-01	1.91E+00	pCi/L
Surface Water	730590002	6/24/2025	Cobalt-58	2.23E+00	1.50E+00	2.05E+00	pCi/L
Surface Water	730590002	6/24/2025	Cobalt-60	4.90E-01	6.30E-01	2.17E+00	pCi/L
Surface Water	730590002	6/24/2025	Iodine-131	-1.06E+00	1.55E+00	5.16E+00	pCi/L
Surface Water	730590002	6/24/2025	Iron-59	2.07E+00	1.33E+00	4.75E+00	pCi/L
Surface Water	730590002	6/24/2025	Lanthanum-140	-1.06E-01	1.66E+00	4.91E+00	pCi/L
Surface Water	730590002	6/24/2025	Manganese-54	-6.68E-02	6.09E-01	1.92E+00	pCi/L
Surface Water	730590002	6/24/2025	Niobium-95	-2.00E+00	9.24E-01	2.22E+00	pCi/L
Surface Water	730590002	6/24/2025	Zinc-65	-1.46E+00	1.26E+00	3.92E+00	pCi/L
Surface Water	730590002	6/24/2025	Zirconium-95	1.64E+00	1.18E+00	4.05E+00	pCi/L
Surface Water	735994002	7/29/2025	Barium-140	1.15E+00	3.94E+00	1.30E+01	pCi/L
Surface Water	735994002	7/29/2025	Cesium-134	2.93E+00	1.07E+00	2.44E+00	pCi/L

SW-1 Monthly Composite Gamma Spectrum

Sample Type	Lab ID	Collection Date	Radionuclide	Result	Uncertainty	MDC	Units
Surface Water	735994002	7/29/2025	Cesium-137	-2.86E-01	6.93E-01	2.21E+00	pCi/L
Surface Water	735994002	7/29/2025	Cobalt-58	-2.03E-01	6.67E-01	2.10E+00	pCi/L
Surface Water	735994002	7/29/2025	Cobalt-60	1.15E+00	6.67E-01	2.39E+00	pCi/L
Surface Water	735994002	7/29/2025	Iodine-131	-1.51E+00	1.42E+00	4.63E+00	pCi/L
Surface Water	735994002	7/29/2025	Iron-59	1.50E+00	1.35E+00	4.73E+00	pCi/L
Surface Water	735994002	7/29/2025	Lanthanum-140	1.43E+00	1.12E+00	3.96E+00	pCi/L
Surface Water	735994002	7/29/2025	Manganese-54	5.23E-01	6.31E-01	2.08E+00	pCi/L
Surface Water	735994002	7/29/2025	Niobium-95	-6.61E-01	7.61E-01	2.06E+00	pCi/L
Surface Water	735994002	7/29/2025	Zinc-65	2.85E+00	1.42E+00	4.70E+00	pCi/L
Surface Water	735994002	7/29/2025	Zirconium-95	-6.91E-01	1.30E+00	3.85E+00	pCi/L
Surface Water	740470002	8/26/2025	Barium-140	5.56E+00	3.32E+00	1.15E+01	pCi/L
Surface Water	740470002	8/26/2025	Cesium-134	8.43E-01	6.46E-01	2.19E+00	pCi/L
Surface Water	740470002	8/26/2025	Cesium-137	2.72E-01	6.35E-01	2.09E+00	pCi/L
Surface Water	740470002	8/26/2025	Cobalt-58	-1.44E-01	6.42E-01	2.03E+00	pCi/L
Surface Water	740470002	8/26/2025	Cobalt-60	-4.77E-01	6.30E-01	1.99E+00	pCi/L
Surface Water	740470002	8/26/2025	Iodine-131	6.86E-02	1.24E+00	4.16E+00	pCi/L
Surface Water	740470002	8/26/2025	Iron-59	9.99E-01	1.20E+00	4.18E+00	pCi/L
Surface Water	740470002	8/26/2025	Lanthanum-140	-7.07E-02	1.17E+00	3.79E+00	pCi/L
Surface Water	740470002	8/26/2025	Manganese-54	-1.99E+00	5.80E-01	1.51E+00	pCi/L
Surface Water	740470002	8/26/2025	Niobium-95	4.06E-02	7.01E-01	2.25E+00	pCi/L
Surface Water	740470002	8/26/2025	Zinc-65	-1.43E+00	1.30E+00	4.14E+00	pCi/L
Surface Water	740470002	8/26/2025	Zirconium-95	7.11E-01	1.17E+00	3.86E+00	pCi/L
Surface Water	745962002	9/30/2025	Barium-140	1.48E+00	2.72E+00	9.14E+00	pCi/L
Surface Water	745962002	9/30/2025	Cesium-134	1.06E-01	5.08E-01	1.64E+00	pCi/L
Surface Water	745962002	9/30/2025	Cesium-137	-7.80E-01	4.98E-01	1.48E+00	pCi/L
Surface Water	745962002	9/30/2025	Cobalt-58	2.41E-01	5.17E-01	1.69E+00	pCi/L
Surface Water	745962002	9/30/2025	Cobalt-60	2.76E-01	4.54E-01	1.57E+00	pCi/L
Surface Water	745962002	9/30/2025	Iodine-131	-1.23E+00	9.20E-01	2.95E+00	pCi/L

SW-1 Monthly Composite Gamma Spectrum

Sample Type	Lab ID	Collection Date	Radionuclide	Result	Uncertainty	MDC	Units
Surface Water	745962002	9/30/2025	Iron-59	5.23E-01	9.45E-01	3.27E+00	pCi/L
Surface Water	745962002	9/30/2025	Lanthanum-140	-6.84E-01	1.02E+00	2.67E+00	pCi/L
Surface Water	745962002	9/30/2025	Manganese-54	-1.80E-01	4.78E-01	1.49E+00	pCi/L
Surface Water	745962002	9/30/2025	Niobium-95	1.52E-01	5.11E-01	1.66E+00	pCi/L
Surface Water	745962002	9/30/2025	Zinc-65	9.83E-01	8.62E-01	3.10E+00	pCi/L
Surface Water	745962002	9/30/2025	Zirconium-95	-1.89E+00	8.92E-01	2.50E+00	pCi/L
Surface Water	750158002	10/28/2025	Barium-140	-4.35E+00	2.83E+00	8.63E+00	pCi/L
Surface Water	750158002	10/28/2025	Cesium-134	3.29E-01	4.43E-01	1.44E+00	pCi/L
Surface Water	750158002	10/28/2025	Cesium-137	1.08E-01	4.59E-01	1.47E+00	pCi/L
Surface Water	750158002	10/28/2025	Cobalt-58	-3.03E-01	5.00E-01	1.39E+00	pCi/L
Surface Water	750158002	10/28/2025	Cobalt-60	7.52E-01	4.17E-01	1.43E+00	pCi/L
Surface Water	750158002	10/28/2025	Iodine-131	6.66E-01	1.07E+00	3.59E+00	pCi/L
Surface Water	750158002	10/28/2025	Iron-59	-1.04E+00	7.94E-01	2.51E+00	pCi/L
Surface Water	750158002	10/28/2025	Lanthanum-140	-1.70E-01	7.99E-01	2.59E+00	pCi/L
Surface Water	750158002	10/28/2025	Manganese-54	-3.29E-01	4.64E-01	1.40E+00	pCi/L
Surface Water	750158002	10/28/2025	Niobium-95	6.11E-01	4.42E-01	1.48E+00	pCi/L
Surface Water	750158002	10/28/2025	Zinc-65	1.48E+00	1.13E+00	2.59E+00	pCi/L
Surface Water	750158002	10/28/2025	Zirconium-95	8.57E-01	7.78E-01	2.58E+00	pCi/L
Surface Water	754482002	11/25/2025	Barium-140	1.06E+00	1.88E+00	6.09E+00	pCi/L
Surface Water	754482002	11/25/2025	Cesium-134	-3.85E-01	3.73E-01	1.18E+00	pCi/L
Surface Water	754482002	11/25/2025	Cesium-137	8.66E-01	7.04E-01	1.55E+00	pCi/L
Surface Water	754482002	11/25/2025	Cobalt-58	8.27E-02	3.77E-01	1.29E+00	pCi/L
Surface Water	754482002	11/25/2025	Cobalt-60	9.32E-01	4.59E-01	1.70E+00	pCi/L
Surface Water	754482002	11/25/2025	Iodine-131	-1.21E-01	7.98E-01	2.54E+00	pCi/L
Surface Water	754482002	11/25/2025	Iron-59	-1.21E+00	8.69E-01	2.62E+00	pCi/L
Surface Water	754482002	11/25/2025	Lanthanum-140	-1.65E+00	1.08E+00	2.19E+00	pCi/L
Surface Water	754482002	11/25/2025	Manganese-54	2.26E-01	3.69E-01	1.28E+00	pCi/L
Surface Water	754482002	11/25/2025	Niobium-95	8.51E-02	4.45E-01	1.52E+00	pCi/L

SW-1 Monthly Composite Gamma Spectrum

Sample Type	Lab ID	Collection Date	Radionuclide	Result	Uncertainty	MDC	Units
Surface Water	754482002	11/25/2025	Zinc-65	-2.49E-02	8.48E-01	2.80E+00	pCi/L
Surface Water	754482002	11/25/2025	Zirconium-95	4.69E-01	6.70E-01	2.36E+00	pCi/L
Surface Water	758247002	12/30/2025	Iodine-131	1.75E-01	2.27E-01	7.30E-01	pCi/L

SW-1 Quarterly Composite Tritium

Sample Type	Lab ID	Collection Date	Radionuclide	Result	Uncertainty	MDC	Units
Surface Water	721781002	3/25/2025	Tritium	1.22E+04	5.98E+02	6.79E+02	pCi/L
Surface Water	736163002	6/24/2025	Tritium	1.39E+04	4.38E+02	3.60E+02	pCi/L
Surface Water	750762002	9/30/2025	Tritium	1.18E+04	4.37E+02	4.78E+02	pCi/L
Surface Water	762195002	12/30/2025	Tritium	1.23E+04	4.61E+02	7.23E+02	pCi/L

SW-2 Monthly Composite Gamma Spectrum

Sample Type	Lab ID	Collection Date	Radionuclide	Result	Uncertainty	MDC	Units
Surface Drinking	706694002	1/28/2025	Barium-140	3.89E-01	2.26E+00	7.52E+00	pCi/L
Surface Drinking	706694002	1/28/2025	Cesium-134	8.10E-02	3.77E-01	1.23E+00	pCi/L
Surface Drinking	706694002	1/28/2025	Cesium-137	3.40E-01	4.02E-01	1.35E+00	pCi/L
Surface Drinking	706694002	1/28/2025	Cobalt-58	-2.20E-01	4.05E-01	1.27E+00	pCi/L
Surface Drinking	706694002	1/28/2025	Cobalt-60	-8.15E-01	4.15E-01	1.23E+00	pCi/L
Surface Drinking	706694002	1/28/2025	Iodine-131	4.11E-01	8.28E-01	2.85E+00	pCi/L
Surface Drinking	706694002	1/28/2025	Iron-59	-5.29E-01	8.03E-01	2.63E+00	pCi/L
Surface Drinking	706694002	1/28/2025	Lanthanum-140	-8.33E-01	1.01E+00	2.71E+00	pCi/L
Surface Drinking	706694002	1/28/2025	Manganese-54	2.48E-01	3.76E-01	1.24E+00	pCi/L
Surface Drinking	706694002	1/28/2025	Niobium-95	9.32E-01	6.14E-01	1.24E+00	pCi/L
Surface Drinking	706694002	1/28/2025	Zinc-65	-7.50E-01	7.86E-01	2.53E+00	pCi/L
Surface Drinking	706694002	1/28/2025	Zirconium-95	1.89E+00	1.11E+00	2.33E+00	pCi/L
Surface Drinking	706694002	1/28/2025	Iodine-131	-1.17E-01	3.01E-01	9.97E-01	pCi/L
Surface Drinking	710699002	2/25/2025	Barium-140	-1.62E+00	3.01E+00	1.00E+01	pCi/L
Surface Drinking	710699002	2/25/2025	Cesium-134	2.39E-01	6.48E-01	2.14E+00	pCi/L

SW-2 Monthly Composite Gamma Spectrum

Sample Type	Lab ID	Collection Date	Radionuclide	Result	Uncertainty	MDC	Units
Surface Drinking	710699002	2/25/2025	Cesium-137	-9.71E-01	5.95E-01	1.87E+00	pCi/L
Surface Drinking	710699002	2/25/2025	Cobalt-58	-7.58E-01	6.57E-01	1.86E+00	pCi/L
Surface Drinking	710699002	2/25/2025	Cobalt-60	-1.39E-01	6.57E-01	2.12E+00	pCi/L
Surface Drinking	710699002	2/25/2025	Iodine-131	-5.92E-01	1.44E+00	3.99E+00	pCi/L
Surface Drinking	710699002	2/25/2025	Iron-59	-1.88E+00	1.31E+00	4.02E+00	pCi/L
Surface Drinking	710699002	2/25/2025	Lanthanum-140	-1.09E+00	1.07E+00	3.21E+00	pCi/L
Surface Drinking	710699002	2/25/2025	Manganese-54	-1.98E-01	6.01E-01	1.92E+00	pCi/L
Surface Drinking	710699002	2/25/2025	Niobium-95	3.10E-01	6.31E-01	2.15E+00	pCi/L
Surface Drinking	710699002	2/25/2025	Zinc-65	2.12E+00	1.38E+00	4.39E+00	pCi/L
Surface Drinking	710699002	2/25/2025	Zirconium-95	8.23E-01	1.09E+00	3.74E+00	pCi/L
Surface Drinking	710699002	2/25/2025	Iodine-131	6.77E-01	2.84E-01	8.46E-01	pCi/L
Surface Drinking	716552002	3/25/2025	Iodine-131	1.53E-01	2.77E-01	9.02E-01	pCi/L
Surface Drinking	716552002	3/25/2025	Barium-140	7.69E+00	3.46E+00	1.25E+01	pCi/L
Surface Drinking	716552002	3/25/2025	Cesium-134	7.87E-01	4.16E-01	1.46E+00	pCi/L
Surface Drinking	716552002	3/25/2025	Cesium-137	-5.50E-01	3.95E-01	1.24E+00	pCi/L
Surface Drinking	716552002	3/25/2025	Cobalt-58	5.06E-01	4.05E-01	1.28E+00	pCi/L
Surface Drinking	716552002	3/25/2025	Cobalt-60	3.20E-02	3.93E-01	1.33E+00	pCi/L
Surface Drinking	716552002	3/25/2025	Iodine-131	5.26E-01	1.84E+00	6.35E+00	pCi/L
Surface Drinking	716552002	3/25/2025	Iron-59	6.88E-01	9.49E-01	3.13E+00	pCi/L
Surface Drinking	716552002	3/25/2025	Lanthanum-140	-1.59E+00	1.32E+00	4.06E+00	pCi/L
Surface Drinking	716552002	3/25/2025	Manganese-54	-5.05E-02	3.53E-01	1.14E+00	pCi/L
Surface Drinking	716552002	3/25/2025	Niobium-95	2.08E+00	7.70E-01	1.27E+00	pCi/L
Surface Drinking	716552002	3/25/2025	Zinc-65	1.12E+00	9.12E-01	3.07E+00	pCi/L
Surface Drinking	716552002	3/25/2025	Zirconium-95	-1.24E+00	7.41E-01	2.24E+00	pCi/L
Surface Drinking	722139002	4/29/2025	Barium-140	1.45E-01	3.13E+00	1.03E+01	pCi/L
Surface Drinking	722139002	4/29/2025	Cesium-134	-1.06E-02	4.68E-01	1.49E+00	pCi/L
Surface Drinking	722139002	4/29/2025	Cesium-137	-2.99E-02	4.75E-01	1.54E+00	pCi/L
Surface Drinking	722139002	4/29/2025	Cobalt-58	1.54E+00	1.11E+00	1.45E+00	pCi/L

SW-2 Monthly Composite Gamma Spectrum

Sample Type	Lab ID	Collection Date	Radionuclide	Result	Uncertainty	MDC	Units
Surface Drinking	722139002	4/29/2025	Cobalt-60	3.15E-01	4.86E-01	1.68E+00	pCi/L
Surface Drinking	722139002	4/29/2025	Iodine-131	-4.84E-01	1.41E+00	4.70E+00	pCi/L
Surface Drinking	722139002	4/29/2025	Iron-59	-8.96E-01	1.02E+00	3.23E+00	pCi/L
Surface Drinking	722139002	4/29/2025	Lanthanum-140	2.92E-01	8.91E-01	2.80E+00	pCi/L
Surface Drinking	722139002	4/29/2025	Manganese-54	-8.74E-02	5.25E-01	1.47E+00	pCi/L
Surface Drinking	722139002	4/29/2025	Niobium-95	-2.69E-01	5.48E-01	1.71E+00	pCi/L
Surface Drinking	722139002	4/29/2025	Zinc-65	1.34E+00	9.26E-01	3.37E+00	pCi/L
Surface Drinking	722139002	4/29/2025	Zirconium-95	2.12E+00	9.17E-01	3.31E+00	pCi/L
Surface Drinking	722139002	4/29/2025	Iodine-131	-3.41E-01	4.43E-01	1.47E+00	pCi/L
Surface Drinking	726395002	5/27/2025	Iodine-131	-3.16E-01	2.36E-01	8.40E-01	pCi/L
Surface Drinking	726395002	5/27/2025	Barium-140	-3.51E-01	3.26E+00	1.07E+01	pCi/L
Surface Drinking	726395002	5/27/2025	Cesium-134	9.62E-02	4.90E-01	1.58E+00	pCi/L
Surface Drinking	726395002	5/27/2025	Cesium-137	-9.38E-02	4.40E-01	1.41E+00	pCi/L
Surface Drinking	726395002	5/27/2025	Cobalt-58	-1.30E+00	1.24E+00	1.46E+00	pCi/L
Surface Drinking	726395002	5/27/2025	Cobalt-60	2.19E-01	5.47E-01	1.47E+00	pCi/L
Surface Drinking	726395002	5/27/2025	Iodine-131	1.55E+00	1.59E+00	5.01E+00	pCi/L
Surface Drinking	726395002	5/27/2025	Iron-59	6.81E-01	9.94E-01	3.44E+00	pCi/L
Surface Drinking	726395002	5/27/2025	Lanthanum-140	1.75E+00	1.02E+00	3.73E+00	pCi/L
Surface Drinking	726395002	5/27/2025	Manganese-54	3.75E-01	4.09E-01	1.37E+00	pCi/L
Surface Drinking	726395002	5/27/2025	Niobium-95	3.33E-03	4.99E-01	1.60E+00	pCi/L
Surface Drinking	726395002	5/27/2025	Zinc-65	-6.77E-01	8.17E-01	2.62E+00	pCi/L
Surface Drinking	726395002	5/27/2025	Zirconium-95	6.38E-01	7.83E-01	2.62E+00	pCi/L
Surface Drinking	730576002	6/24/2025	Iodine-131	9.43E-02	2.16E-01	6.92E-01	pCi/L
Surface Drinking	730576002	6/24/2025	Barium-140	2.39E+00	3.19E+00	1.09E+01	pCi/L
Surface Drinking	730576002	6/24/2025	Cesium-134	7.79E-01	4.90E-01	1.71E+00	pCi/L
Surface Drinking	730576002	6/24/2025	Cesium-137	-2.17E-01	4.63E-01	1.49E+00	pCi/L
Surface Drinking	730576002	6/24/2025	Cobalt-58	-2.00E-01	5.07E-01	1.61E+00	pCi/L
Surface Drinking	730576002	6/24/2025	Cobalt-60	3.28E-01	4.68E-01	1.63E+00	pCi/L

SW-2 Monthly Composite Gamma Spectrum

Sample Type	Lab ID	Collection Date	Radionuclide	Result	Uncertainty	MDC	Units
Surface Drinking	730576002	6/24/2025	Iodine-131	1.26E+00	1.23E+00	4.35E+00	pCi/L
Surface Drinking	730576002	6/24/2025	Iron-59	-1.46E+00	9.36E-01	2.89E+00	pCi/L
Surface Drinking	730576002	6/24/2025	Lanthanum-140	-9.39E-01	1.13E+00	3.52E+00	pCi/L
Surface Drinking	730576002	6/24/2025	Manganese-54	1.51E-02	4.97E-01	1.61E+00	pCi/L
Surface Drinking	730576002	6/24/2025	Niobium-95	-1.40E-01	8.87E-01	1.77E+00	pCi/L
Surface Drinking	730576002	6/24/2025	Zinc-65	4.19E-01	1.00E+00	3.47E+00	pCi/L
Surface Drinking	730576002	6/24/2025	Zirconium-95	2.48E-01	8.34E-01	2.75E+00	pCi/L
Surface Drinking	735990002	7/29/2025	Iodine-131	2.04E-01	2.16E-01	6.62E-01	pCi/L
Surface Drinking	735990002	7/29/2025	Barium-140	-1.80E+00	3.23E+00	1.08E+01	pCi/L
Surface Drinking	735990002	7/29/2025	Cesium-134	1.07E-01	7.15E-01	2.18E+00	pCi/L
Surface Drinking	735990002	7/29/2025	Cesium-137	5.65E-01	6.41E-01	2.21E+00	pCi/L
Surface Drinking	735990002	7/29/2025	Cobalt-58	5.29E-01	6.19E-01	2.11E+00	pCi/L
Surface Drinking	735990002	7/29/2025	Cobalt-60	1.27E+00	7.73E-01	2.76E+00	pCi/L
Surface Drinking	735990002	7/29/2025	Iodine-131	1.37E+00	1.23E+00	4.21E+00	pCi/L
Surface Drinking	735990002	7/29/2025	Iron-59	-1.75E+00	1.34E+00	4.12E+00	pCi/L
Surface Drinking	735990002	7/29/2025	Lanthanum-140	-3.82E-01	1.13E+00	3.70E+00	pCi/L
Surface Drinking	735990002	7/29/2025	Manganese-54	-5.40E-02	6.18E-01	2.00E+00	pCi/L
Surface Drinking	735990002	7/29/2025	Niobium-95	2.05E-01	6.64E-01	2.21E+00	pCi/L
Surface Drinking	735990002	7/29/2025	Zinc-65	2.43E+00	1.76E+00	4.92E+00	pCi/L
Surface Drinking	735990002	7/29/2025	Zirconium-95	8.15E-01	1.08E+00	3.67E+00	pCi/L
Surface Drinking	740469002	8/26/2025	Barium-140	-2.83E+00	2.86E+00	8.85E+00	pCi/L
Surface Drinking	740469002	8/26/2025	Cesium-134	1.10E+00	6.45E-01	2.34E+00	pCi/L
Surface Drinking	740469002	8/26/2025	Cesium-137	4.22E-01	6.20E-01	2.05E+00	pCi/L
Surface Drinking	740469002	8/26/2025	Cobalt-58	4.25E-01	5.42E-01	1.90E+00	pCi/L
Surface Drinking	740469002	8/26/2025	Cobalt-60	-2.01E-01	6.95E-01	2.18E+00	pCi/L
Surface Drinking	740469002	8/26/2025	Iodine-131	6.05E-01	9.96E-01	3.42E+00	pCi/L
Surface Drinking	740469002	8/26/2025	Iron-59	3.87E-01	1.15E+00	3.85E+00	pCi/L
Surface Drinking	740469002	8/26/2025	Lanthanum-140	6.74E-01	1.14E+00	3.93E+00	pCi/L

SW-2 Monthly Composite Gamma Spectrum

Sample Type	Lab ID	Collection Date	Radionuclide	Result	Uncertainty	MDC	Units
Surface Drinking	740469002	8/26/2025	Manganese-54	-3.65E-01	6.39E-01	1.81E+00	pCi/L
Surface Drinking	740469002	8/26/2025	Niobium-95	-7.60E-02	5.99E-01	2.02E+00	pCi/L
Surface Drinking	740469002	8/26/2025	Zinc-65	-1.98E+00	1.49E+00	3.76E+00	pCi/L
Surface Drinking	740469002	8/26/2025	Zirconium-95	3.47E-01	1.09E+00	3.75E+00	pCi/L
Surface Drinking	740469002	8/26/2025	Iodine-131	5.96E-01	2.97E-01	9.07E-01	pCi/L
Surface Drinking	745958002	9/30/2025	Barium-140	-4.69E-01	2.60E+00	8.63E+00	pCi/L
Surface Drinking	745958002	9/30/2025	Cesium-134	1.11E+00	5.25E-01	1.90E+00	pCi/L
Surface Drinking	745958002	9/30/2025	Cesium-137	6.58E-01	4.55E-01	1.61E+00	pCi/L
Surface Drinking	745958002	9/30/2025	Cobalt-58	-4.46E-01	5.43E-01	1.69E+00	pCi/L
Surface Drinking	745958002	9/30/2025	Cobalt-60	-4.35E-02	5.06E-01	1.69E+00	pCi/L
Surface Drinking	745958002	9/30/2025	Iodine-131	-6.86E-01	1.07E+00	3.22E+00	pCi/L
Surface Drinking	745958002	9/30/2025	Iron-59	6.74E-02	9.58E-01	3.05E+00	pCi/L
Surface Drinking	745958002	9/30/2025	Lanthanum-140	3.66E-01	7.72E-01	2.66E+00	pCi/L
Surface Drinking	745958002	9/30/2025	Manganese-54	1.66E-01	4.55E-01	1.51E+00	pCi/L
Surface Drinking	745958002	9/30/2025	Niobium-95	3.51E-01	5.47E-01	1.84E+00	pCi/L
Surface Drinking	745958002	9/30/2025	Zinc-65	-8.86E-01	8.51E-01	2.69E+00	pCi/L
Surface Drinking	745958002	9/30/2025	Zirconium-95	1.36E+00	9.82E-01	3.14E+00	pCi/L
Surface Drinking	745958002	9/30/2025	Iodine-131	1.66E-01	1.73E-01	5.52E-01	pCi/L
Surface Drinking	749942002	10/28/2025	Barium-140	3.98E+00	2.11E+00	7.26E+00	pCi/L
Surface Drinking	749942002	10/28/2025	Cesium-134	-2.01E-01	3.11E-01	1.04E+00	pCi/L
Surface Drinking	749942002	10/28/2025	Cesium-137	1.01E+00	4.29E-01	1.02E+00	pCi/L
Surface Drinking	749942002	10/28/2025	Cobalt-58	-3.11E-01	3.21E-01	1.06E+00	pCi/L
Surface Drinking	749942002	10/28/2025	Cobalt-60	1.30E-01	3.24E-01	1.10E+00	pCi/L
Surface Drinking	749942002	10/28/2025	Iodine-131	-1.68E-01	8.12E-01	2.65E+00	pCi/L
Surface Drinking	749942002	10/28/2025	Iron-59	5.45E-01	7.26E-01	2.52E+00	pCi/L
Surface Drinking	749942002	10/28/2025	Lanthanum-140	-7.04E-01	7.08E-01	2.14E+00	pCi/L
Surface Drinking	749942002	10/28/2025	Manganese-54	-5.50E-01	3.07E-01	9.71E-01	pCi/L
Surface Drinking	749942002	10/28/2025	Niobium-95	-1.55E+00	6.24E-01	1.22E+00	pCi/L

SW-2 Monthly Composite Gamma Spectrum

Sample Type	Lab ID	Collection Date	Radionuclide	Result	Uncertainty	MDC	Units
Surface Drinking	749942002	10/28/2025	Zinc-65	8.50E-01	7.49E-01	2.42E+00	pCi/L
Surface Drinking	749942002	10/28/2025	Zirconium-95	-3.44E-01	6.07E-01	1.83E+00	pCi/L
Surface Drinking	749942002	10/28/2025	Iodine-131	7.09E-01	3.85E-01	1.22E+00	pCi/L
Surface Drinking	754485002	11/25/2025	Iodine-131	1.06E+01	5.92E-01	1.55E+00	pCi/L
Surface Drinking	758244002	12/30/2025	Barium-140	1.70E+00	1.83E+00	6.22E+00	pCi/L
Surface Drinking	758244002	12/30/2025	Cesium-134	1.01E+00	3.75E-01	1.38E+00	pCi/L
Surface Drinking	758244002	12/30/2025	Cesium-137	1.72E-01	3.50E-01	1.14E+00	pCi/L
Surface Drinking	758244002	12/30/2025	Cobalt-58	2.28E-01	3.78E-01	1.23E+00	pCi/L
Surface Drinking	758244002	12/30/2025	Cobalt-60	-1.27E-02	3.59E-01	1.07E+00	pCi/L
Surface Drinking	758244002	12/30/2025	Iodine-131	-3.15E-01	8.38E-01	2.74E+00	pCi/L
Surface Drinking	758244002	12/30/2025	Iron-59	6.19E-02	7.80E-01	2.65E+00	pCi/L
Surface Drinking	758244002	12/30/2025	Lanthanum-140	-1.58E-01	6.77E-01	2.17E+00	pCi/L
Surface Drinking	758244002	12/30/2025	Manganese-54	-2.41E-01	3.57E-01	1.06E+00	pCi/L
Surface Drinking	758244002	12/30/2025	Niobium-95	5.37E-01	3.65E-01	1.25E+00	pCi/L
Surface Drinking	758244002	12/30/2025	Zinc-65	-3.52E-01	7.69E-01	2.24E+00	pCi/L
Surface Drinking	758244002	12/30/2025	Zirconium-95	1.32E-01	7.43E-01	2.36E+00	pCi/L
Surface Drinking	758244002	12/30/2025	Iodine-131	1.14E-01	2.52E-01	8.20E-01	pCi/L

SW-2 Quarterly Composite Tritium

Sample Type	Lab ID	Collection Date	Radionuclide	Result	Uncertainty	MDC	Units
Surface Drinking	721782002	3/25/2025	Tritium	-5.09E+01	2.06E+02	6.90E+02	pCi/L
Surface Drinking	736150002	6/24/2025	Tritium	1.53E+02	1.18E+02	3.59E+02	pCi/L
Surface Drinking	740469002	8/26/2025	Tritium	-2.16E+02	1.80E+02	6.29E+02	pCi/L
Surface Drinking	762197002	12/30/2025	Tritium	8.66E+01	2.18E+02	7.08E+02	pCi/L

SW-2 Monthly Composite Gross Beta

Sample Type	Lab ID	Collection Date	Radionuclide	Result	Uncertainty	MDC	Units
Surface Drinking	706694002	1/28/2025	BETA	9.49E+00	1.88E+00	5.70E+00	pCi/L

SW-2 Monthly Composite Gross Beta

Sample Type	Lab ID	Collection Date	Radionuclide	Result	Uncertainty	MDC	Units
Surface Drinking	710699002	2/25/2025	BETA	9.56E+00	2.15E+00	6.63E+00	pCi/L
Surface Drinking	716552002	3/25/2025	BETA	8.37E+00	1.57E+00	4.63E+00	pCi/L
Surface Drinking	722139002	4/29/2025	BETA	7.37E+00	2.18E+00	6.84E+00	pCi/L
Surface Drinking	726395002	5/27/2025	BETA	8.77E+00	1.65E+00	4.86E+00	pCi/L
Surface Drinking	730576002	6/24/2025	BETA	3.49E+00	1.68E+00	5.31E+00	pCi/L
Surface Drinking	735990002	7/29/2025	BETA	5.19E+00	1.52E+00	4.65E+00	pCi/L
Surface Drinking	740469002	8/26/2025	BETA	8.79E+00	1.82E+00	5.50E+00	pCi/L
Surface Drinking	745958002	9/30/2025	BETA	7.62E+00	1.64E+00	4.92E+00	pCi/L
Surface Drinking	749942002	10/28/2025	BETA	5.95E+00	2.02E+00	6.34E+00	pCi/L
Surface Drinking	754485002	11/25/2025	BETA	7.15E+00	1.69E+00	5.10E+00	pCi/L
Surface Drinking	758244002	12/30/2025	BETA	9.86E+00	1.64E+00	4.79E+00	pCi/L

SW-3 Monthly Composite Gamma Spectrum

Sample Type	Lab ID	Collection Date	Radionuclide	Result	Uncertainty	MDC	Units
Surface Water	706926004	1/28/2025	Barium-140	-2.77E-01	3.12E+00	1.04E+01	pCi/L
Surface Water	706926004	1/28/2025	Cesium-134	-6.36E-01	5.90E-01	1.79E+00	pCi/L
Surface Water	706926004	1/28/2025	Cesium-137	-5.92E-01	5.39E-01	1.68E+00	pCi/L
Surface Water	706926004	1/28/2025	Cobalt-58	-2.65E-01	5.27E-01	1.74E+00	pCi/L
Surface Water	706926004	1/28/2025	Cobalt-60	1.24E+00	6.45E-01	2.35E+00	pCi/L
Surface Water	706926004	1/28/2025	Iodine-131	-1.85E+00	1.24E+00	3.81E+00	pCi/L
Surface Water	706926004	1/28/2025	Iron-59	1.83E+00	1.20E+00	4.22E+00	pCi/L
Surface Water	706926004	1/28/2025	Lanthanum-140	-3.67E-01	1.21E+00	3.91E+00	pCi/L
Surface Water	706926004	1/28/2025	Manganese-54	5.27E-01	5.36E-01	1.87E+00	pCi/L
Surface Water	706926004	1/28/2025	Niobium-95	8.61E-01	5.66E-01	1.94E+00	pCi/L
Surface Water	706926004	1/28/2025	Zinc-65	-4.17E-01	1.13E+00	3.63E+00	pCi/L
Surface Water	706926004	1/28/2025	Zirconium-95	3.65E-01	9.99E-01	3.27E+00	pCi/L
Surface Water	710714004	2/25/2025	Barium-140	4.18E+00	2.54E+00	8.85E+00	pCi/L
Surface Water	710714004	2/25/2025	Cesium-134	-1.31E-01	5.58E-01	1.75E+00	pCi/L

SW-3 Monthly Composite Gamma Spectrum

Sample Type	Lab ID	Collection Date	Radionuclide	Result	Uncertainty	MDC	Units
Surface Water	710714004	2/25/2025	Cesium-137	8.65E-01	5.12E-01	1.77E+00	pCi/L
Surface Water	710714004	2/25/2025	Cobalt-58	-2.67E-01	5.25E-01	1.62E+00	pCi/L
Surface Water	710714004	2/25/2025	Cobalt-60	-9.83E-02	4.80E-01	1.56E+00	pCi/L
Surface Water	710714004	2/25/2025	Iodine-131	1.51E+00	9.21E-01	3.24E+00	pCi/L
Surface Water	710714004	2/25/2025	Iron-59	-1.76E+00	1.08E+00	3.35E+00	pCi/L
Surface Water	710714004	2/25/2025	Lanthanum-140	-1.46E+00	8.94E-01	2.53E+00	pCi/L
Surface Water	710714004	2/25/2025	Manganese-54	3.07E-01	4.55E-01	1.59E+00	pCi/L
Surface Water	710714004	2/25/2025	Niobium-95	2.84E-01	5.27E-01	1.72E+00	pCi/L
Surface Water	710714004	2/25/2025	Zinc-65	5.48E-01	1.06E+00	3.62E+00	pCi/L
Surface Water	710714004	2/25/2025	Zirconium-95	1.55E+00	9.13E-01	3.15E+00	pCi/L
Surface Water	716556004	3/25/2025	Barium-140	3.39E+00	4.30E+00	1.46E+01	pCi/L
Surface Water	716556004	3/25/2025	Cesium-134	8.82E-01	5.98E-01	2.02E+00	pCi/L
Surface Water	716556004	3/25/2025	Cesium-137	-3.29E-01	6.05E-01	1.71E+00	pCi/L
Surface Water	716556004	3/25/2025	Cobalt-58	2.15E-01	5.98E-01	1.93E+00	pCi/L
Surface Water	716556004	3/25/2025	Cobalt-60	-7.29E-01	5.80E-01	1.78E+00	pCi/L
Surface Water	716556004	3/25/2025	Iodine-131	5.34E-01	2.09E+00	7.17E+00	pCi/L
Surface Water	716556004	3/25/2025	Iron-59	-3.08E-01	1.19E+00	3.92E+00	pCi/L
Surface Water	716556004	3/25/2025	Lanthanum-140	-2.03E+00	1.63E+00	4.84E+00	pCi/L
Surface Water	716556004	3/25/2025	Manganese-54	-1.10E-01	4.91E-01	1.54E+00	pCi/L
Surface Water	716556004	3/25/2025	Niobium-95	-5.74E-01	1.16E+00	2.10E+00	pCi/L
Surface Water	716556004	3/25/2025	Zinc-65	-6.18E-01	1.32E+00	3.75E+00	pCi/L
Surface Water	716556004	3/25/2025	Zirconium-95	-6.73E-02	1.00E+00	3.21E+00	pCi/L
Surface Water	722140004	4/29/2025	Barium-140	-1.69E+00	3.44E+00	1.10E+01	pCi/L
Surface Water	722140004	4/29/2025	Cesium-134	4.43E-01	5.03E-01	1.68E+00	pCi/L
Surface Water	722140004	4/29/2025	Cesium-137	6.29E-01	4.88E-01	1.67E+00	pCi/L
Surface Water	722140004	4/29/2025	Cobalt-58	2.71E-02	5.02E-01	1.60E+00	pCi/L
Surface Water	722140004	4/29/2025	Cobalt-60	-7.13E-01	6.71E-01	1.63E+00	pCi/L
Surface Water	722140004	4/29/2025	Iodine-131	3.78E-02	1.39E+00	4.64E+00	pCi/L

SW-3 Monthly Composite Gamma Spectrum

Sample Type	Lab ID	Collection Date	Radionuclide	Result	Uncertainty	MDC	Units
Surface Water	722140004	4/29/2025	Iron-59	-7.16E-01	1.20E+00	3.35E+00	pCi/L
Surface Water	722140004	4/29/2025	Lanthanum-140	-1.57E+00	1.25E+00	3.69E+00	pCi/L
Surface Water	722140004	4/29/2025	Manganese-54	-1.92E-01	4.46E-01	1.49E+00	pCi/L
Surface Water	722140004	4/29/2025	Niobium-95	4.09E-01	4.56E-01	1.53E+00	pCi/L
Surface Water	722140004	4/29/2025	Zinc-65	-4.16E-01	9.97E-01	3.24E+00	pCi/L
Surface Water	722140004	4/29/2025	Zirconium-95	7.51E-01	9.54E-01	3.16E+00	pCi/L
Surface Water	726388004	5/27/2025	Barium-140	1.44E+01	1.01E+01	1.47E+01	pCi/L
Surface Water	726388004	5/27/2025	Cesium-134	1.30E-01	5.70E-01	1.86E+00	pCi/L
Surface Water	726388004	5/27/2025	Cesium-137	-4.14E-01	5.25E-01	1.66E+00	pCi/L
Surface Water	726388004	5/27/2025	Cobalt-58	-9.38E-01	5.65E-01	1.67E+00	pCi/L
Surface Water	726388004	5/27/2025	Cobalt-60	1.18E+00	5.74E-01	2.10E+00	pCi/L
Surface Water	726388004	5/27/2025	Iodine-131	-3.21E-01	2.00E+00	6.75E+00	pCi/L
Surface Water	726388004	5/27/2025	Iron-59	6.50E-01	1.08E+00	3.76E+00	pCi/L
Surface Water	726388004	5/27/2025	Lanthanum-140	-3.13E+00	1.36E+00	3.72E+00	pCi/L
Surface Water	726388004	5/27/2025	Manganese-54	2.33E-01	5.00E-01	1.64E+00	pCi/L
Surface Water	726388004	5/27/2025	Niobium-95	5.36E-01	5.88E-01	1.97E+00	pCi/L
Surface Water	726388004	5/27/2025	Zinc-65	2.05E-01	1.07E+00	3.22E+00	pCi/L
Surface Water	726388004	5/27/2025	Zirconium-95	1.12E+00	1.03E+00	3.48E+00	pCi/L
Surface Water	730590004	6/24/2025	Barium-140	5.06E+00	2.96E+00	1.05E+01	pCi/L
Surface Water	730590004	6/24/2025	Cesium-134	4.02E-02	4.47E-01	1.45E+00	pCi/L
Surface Water	730590004	6/24/2025	Cesium-137	6.16E-01	4.57E-01	1.58E+00	pCi/L
Surface Water	730590004	6/24/2025	Cobalt-58	-8.14E-02	4.68E-01	1.50E+00	pCi/L
Surface Water	730590004	6/24/2025	Cobalt-60	-4.34E-01	4.23E-01	1.32E+00	pCi/L
Surface Water	730590004	6/24/2025	Iodine-131	-6.65E-01	1.22E+00	4.07E+00	pCi/L
Surface Water	730590004	6/24/2025	Iron-59	-2.69E-01	8.67E-01	2.89E+00	pCi/L
Surface Water	730590004	6/24/2025	Lanthanum-140	5.91E-01	1.04E+00	3.19E+00	pCi/L
Surface Water	730590004	6/24/2025	Manganese-54	8.55E-02	4.27E-01	1.39E+00	pCi/L
Surface Water	730590004	6/24/2025	Niobium-95	8.16E-01	4.85E-01	1.69E+00	pCi/L

SW-3 Monthly Composite Gamma Spectrum

Sample Type	Lab ID	Collection Date	Radionuclide	Result	Uncertainty	MDC	Units
Surface Water	730590004	6/24/2025	Zinc-65	3.48E-01	9.28E-01	3.11E+00	pCi/L
Surface Water	730590004	6/24/2025	Zirconium-95	-3.12E-01	7.70E-01	2.45E+00	pCi/L
Surface Water	735994004	7/29/2025	Barium-140	-1.51E+00	3.28E+00	1.04E+01	pCi/L
Surface Water	735994004	7/29/2025	Cesium-134	8.92E-02	4.19E-01	1.32E+00	pCi/L
Surface Water	735994004	7/29/2025	Cesium-137	2.14E-01	3.68E-01	1.27E+00	pCi/L
Surface Water	735994004	7/29/2025	Cobalt-58	1.99E-01	3.71E-01	1.26E+00	pCi/L
Surface Water	735994004	7/29/2025	Cobalt-60	3.37E-01	3.72E-01	1.24E+00	pCi/L
Surface Water	735994004	7/29/2025	Iodine-131	-1.87E-01	1.66E+00	5.46E+00	pCi/L
Surface Water	735994004	7/29/2025	Iron-59	2.12E-01	8.52E-01	2.81E+00	pCi/L
Surface Water	735994004	7/29/2025	Lanthanum-140	1.15E+00	1.12E+00	3.49E+00	pCi/L
Surface Water	735994004	7/29/2025	Manganese-54	-7.00E-02	3.57E-01	1.19E+00	pCi/L
Surface Water	735994004	7/29/2025	Niobium-95	3.16E-02	4.04E-01	1.36E+00	pCi/L
Surface Water	735994004	7/29/2025	Zinc-65	4.21E-01	8.19E-01	2.41E+00	pCi/L
Surface Water	735994004	7/29/2025	Zirconium-95	-5.21E-02	7.22E-01	2.43E+00	pCi/L
Surface Water	740470004	8/26/2025	Barium-140	-1.86E+00	2.38E+00	7.41E+00	pCi/L
Surface Water	740470004	8/26/2025	Cesium-134	2.24E-01	5.35E-01	1.64E+00	pCi/L
Surface Water	740470004	8/26/2025	Cesium-137	-2.23E-02	4.97E-01	1.58E+00	pCi/L
Surface Water	740470004	8/26/2025	Cobalt-58	4.13E-01	4.38E-01	1.54E+00	pCi/L
Surface Water	740470004	8/26/2025	Cobalt-60	-1.02E-01	4.63E-01	1.49E+00	pCi/L
Surface Water	740470004	8/26/2025	Iodine-131	-3.85E+00	1.35E+00	2.48E+00	pCi/L
Surface Water	740470004	8/26/2025	Iron-59	-3.12E-01	8.62E-01	2.79E+00	pCi/L
Surface Water	740470004	8/26/2025	Lanthanum-140	-3.71E-01	8.10E-01	2.51E+00	pCi/L
Surface Water	740470004	8/26/2025	Manganese-54	-1.56E+00	5.71E-01	1.36E+00	pCi/L
Surface Water	740470004	8/26/2025	Niobium-95	4.89E-01	4.76E-01	1.68E+00	pCi/L
Surface Water	740470004	8/26/2025	Zinc-65	2.82E-01	1.06E+00	3.30E+00	pCi/L
Surface Water	740470004	8/26/2025	Zirconium-95	6.39E-01	8.33E-01	2.92E+00	pCi/L
Surface Water	745962004	9/30/2025	Barium-140	-7.11E-02	2.66E+00	8.76E+00	pCi/L
Surface Water	745962004	9/30/2025	Cesium-134	-3.51E-01	4.60E-01	1.41E+00	pCi/L

SW-3 Monthly Composite Gamma Spectrum

Sample Type	Lab ID	Collection Date	Radionuclide	Result	Uncertainty	MDC	Units
Surface Water	745962004	9/30/2025	Cesium-137	2.84E-01	4.42E-01	1.48E+00	pCi/L
Surface Water	745962004	9/30/2025	Cobalt-58	4.39E-01	5.06E-01	1.69E+00	pCi/L
Surface Water	745962004	9/30/2025	Cobalt-60	4.20E-01	4.26E-01	1.50E+00	pCi/L
Surface Water	745962004	9/30/2025	Iodine-131	-9.38E-01	9.88E-01	3.24E+00	pCi/L
Surface Water	745962004	9/30/2025	Iron-59	2.09E+00	9.78E-01	3.62E+00	pCi/L
Surface Water	745962004	9/30/2025	Lanthanum-140	1.59E-01	9.41E-01	3.10E+00	pCi/L
Surface Water	745962004	9/30/2025	Manganese-54	5.90E-02	4.62E-01	1.48E+00	pCi/L
Surface Water	745962004	9/30/2025	Niobium-95	3.70E-01	6.67E-01	1.82E+00	pCi/L
Surface Water	745962004	9/30/2025	Zinc-65	2.69E-01	1.02E+00	3.45E+00	pCi/L
Surface Water	745962004	9/30/2025	Zirconium-95	9.46E-01	9.08E-01	2.79E+00	pCi/L
Surface Water	750158004	10/28/2025	Barium-140	-5.21E-01	2.08E+00	6.68E+00	pCi/L
Surface Water	750158004	10/28/2025	Cesium-134	2.75E-01	3.83E-01	1.26E+00	pCi/L
Surface Water	750158004	10/28/2025	Cesium-137	4.46E-01	3.65E-01	1.24E+00	pCi/L
Surface Water	750158004	10/28/2025	Cobalt-58	1.63E-01	3.61E-01	1.17E+00	pCi/L
Surface Water	750158004	10/28/2025	Cobalt-60	-6.13E-02	3.50E-01	1.16E+00	pCi/L
Surface Water	750158004	10/28/2025	Iodine-131	-4.25E-02	8.60E-01	2.86E+00	pCi/L
Surface Water	750158004	10/28/2025	Iron-59	-7.67E-01	7.79E-01	2.52E+00	pCi/L
Surface Water	750158004	10/28/2025	Lanthanum-140	-8.35E-01	7.95E-01	2.43E+00	pCi/L
Surface Water	750158004	10/28/2025	Manganese-54	2.20E-01	3.93E-01	1.18E+00	pCi/L
Surface Water	750158004	10/28/2025	Niobium-95	2.44E-01	3.77E-01	1.24E+00	pCi/L
Surface Water	750158004	10/28/2025	Zinc-65	-1.15E+00	6.93E-01	2.13E+00	pCi/L
Surface Water	750158004	10/28/2025	Zirconium-95	1.37E+00	1.64E+00	2.45E+00	pCi/L
Surface Water	754482004	11/25/2025	Barium-140	-4.64E-01	2.08E+00	6.09E+00	pCi/L
Surface Water	754482004	11/25/2025	Cesium-134	2.92E-02	4.80E-01	1.51E+00	pCi/L
Surface Water	754482004	11/25/2025	Cesium-137	-4.74E-01	4.32E-01	1.28E+00	pCi/L
Surface Water	754482004	11/25/2025	Cobalt-58	2.93E-01	4.18E-01	1.37E+00	pCi/L
Surface Water	754482004	11/25/2025	Cobalt-60	1.13E-01	4.27E-01	1.45E+00	pCi/L
Surface Water	754482004	11/25/2025	Iodine-131	-3.55E-01	6.61E-01	2.14E+00	pCi/L

SW-3 Monthly Composite Gamma Spectrum

Sample Type	Lab ID	Collection Date	Radionuclide	Result	Uncertainty	MDC	Units
Surface Water	754482004	11/25/2025	Iron-59	-2.51E-01	6.83E-01	2.24E+00	pCi/L
Surface Water	754482004	11/25/2025	Lanthanum-140	6.64E-02	7.27E-01	2.40E+00	pCi/L
Surface Water	754482004	11/25/2025	Manganese-54	-2.40E-01	3.89E-01	1.15E+00	pCi/L
Surface Water	754482004	11/25/2025	Niobium-95	-6.95E-01	4.06E-01	1.11E+00	pCi/L
Surface Water	754482004	11/25/2025	Zinc-65	-3.06E-01	7.80E-01	2.56E+00	pCi/L
Surface Water	754482004	11/25/2025	Zirconium-95	-4.49E-01	7.94E-01	2.40E+00	pCi/L
Surface Water	758247004	12/30/2025	Iodine-131	2.17E-01	2.57E-01	8.22E-01	pCi/L

SW-3 Quarterly Composite Tritium

Sample Type	Lab ID	Collection Date	Radionuclide	Result	Uncertainty	MDC	Units
Surface Water	721781004	3/25/2025	Tritium	-1.49E-01	2.09E+02	6.86E+02	pCi/L
Surface Water	736163004	6/24/2025	Tritium	-4.46E+01	1.07E+02	3.61E+02	pCi/L
Surface Water	750762004	9/30/2025	Tritium	-9.79E+01	1.57E+02	5.32E+02	pCi/L
Surface Water	762195004	12/30/2025	Tritium	-8.36E+01	2.16E+02	7.20E+02	pCi/L

SW-4 Monthly Composite Gamma Spectrum

Sample Type	Lab ID	Collection Date	Radionuclide	Result	Uncertainty	MDC	Units
Surface Water	706926003	1/28/2025	Barium-140	1.18E+00	3.16E+00	1.08E+01	pCi/L
Surface Water	706926003	1/28/2025	Cesium-134	9.49E-01	5.23E-01	1.86E+00	pCi/L
Surface Water	706926003	1/28/2025	Cesium-137	2.97E-01	5.22E-01	1.78E+00	pCi/L
Surface Water	706926003	1/28/2025	Cobalt-58	-6.36E-02	5.24E-01	1.74E+00	pCi/L
Surface Water	706926003	1/28/2025	Cobalt-60	5.59E-02	5.11E-01	1.68E+00	pCi/L
Surface Water	706926003	1/28/2025	Iodine-131	2.21E+00	1.40E+00	4.67E+00	pCi/L
Surface Water	706926003	1/28/2025	Iron-59	2.64E-01	1.15E+00	3.82E+00	pCi/L
Surface Water	706926003	1/28/2025	Lanthanum-140	1.09E+00	9.94E-01	3.42E+00	pCi/L
Surface Water	706926003	1/28/2025	Manganese-54	1.00E-01	5.11E-01	1.71E+00	pCi/L
Surface Water	706926003	1/28/2025	Niobium-95	-5.55E-01	7.99E-01	1.84E+00	pCi/L
Surface Water	706926003	1/28/2025	Zinc-65	2.19E+00	1.12E+00	3.59E+00	pCi/L
Surface Water	706926003	1/28/2025	Zirconium-95	7.37E-01	9.30E-01	3.19E+00	pCi/L

SW-4 Monthly Composite Gamma Spectrum

Sample Type	Lab ID	Collection Date	Radionuclide	Result	Uncertainty	MDC	Units
Surface Water	710714003	2/25/2025	Barium-140	3.92E+00	3.39E+00	1.19E+01	pCi/L
Surface Water	710714003	2/25/2025	Cesium-134	-1.47E-01	6.22E-01	2.05E+00	pCi/L
Surface Water	710714003	2/25/2025	Cesium-137	3.10E-02	6.95E-01	2.34E+00	pCi/L
Surface Water	710714003	2/25/2025	Cobalt-58	-1.06E+00	6.03E-01	1.86E+00	pCi/L
Surface Water	710714003	2/25/2025	Cobalt-60	3.10E-01	6.74E-01	2.26E+00	pCi/L
Surface Water	710714003	2/25/2025	Iodine-131	-9.04E-01	1.39E+00	4.39E+00	pCi/L
Surface Water	710714003	2/25/2025	Iron-59	-8.99E-01	1.60E+00	4.40E+00	pCi/L
Surface Water	710714003	2/25/2025	Lanthanum-140	-1.21E+00	1.23E+00	3.75E+00	pCi/L
Surface Water	710714003	2/25/2025	Manganese-54	-1.22E+00	6.30E-01	1.93E+00	pCi/L
Surface Water	710714003	2/25/2025	Niobium-95	2.09E+00	6.67E-01	2.47E+00	pCi/L
Surface Water	710714003	2/25/2025	Zinc-65	-1.24E+00	1.29E+00	4.03E+00	pCi/L
Surface Water	710714003	2/25/2025	Zirconium-95	1.06E+00	1.19E+00	4.09E+00	pCi/L
Surface Water	716556003	3/25/2025	Barium-140	-2.06E+00	5.10E+00	1.49E+01	pCi/L
Surface Water	716556003	3/25/2025	Cesium-134	-2.74E-01	5.45E-01	1.72E+00	pCi/L
Surface Water	716556003	3/25/2025	Cesium-137	3.37E-02	4.70E-01	1.54E+00	pCi/L
Surface Water	716556003	3/25/2025	Cobalt-58	-3.85E-01	5.71E-01	1.79E+00	pCi/L
Surface Water	716556003	3/25/2025	Cobalt-60	-1.45E+00	9.89E-01	2.21E+00	pCi/L
Surface Water	716556003	3/25/2025	Iodine-131	4.05E+00	2.53E+00	8.89E+00	pCi/L
Surface Water	716556003	3/25/2025	Iron-59	1.67E+00	1.25E+00	4.43E+00	pCi/L
Surface Water	716556003	3/25/2025	Lanthanum-140	-3.54E+00	1.56E+00	4.38E+00	pCi/L
Surface Water	716556003	3/25/2025	Manganese-54	7.24E-01	4.53E-01	1.56E+00	pCi/L
Surface Water	716556003	3/25/2025	Niobium-95	-9.62E-01	1.03E+00	1.83E+00	pCi/L
Surface Water	716556003	3/25/2025	Zinc-65	1.05E+00	1.04E+00	3.64E+00	pCi/L
Surface Water	716556003	3/25/2025	Zirconium-95	-7.00E-01	1.01E+00	3.18E+00	pCi/L
Surface Water	722140003	4/29/2025	Barium-140	1.35E+01	6.05E+00	1.46E+01	pCi/L
Surface Water	722140003	4/29/2025	Cesium-134	3.27E-01	9.51E-01	2.39E+00	pCi/L
Surface Water	722140003	4/29/2025	Cesium-137	-1.14E-01	5.59E-01	1.82E+00	pCi/L
Surface Water	722140003	4/29/2025	Cobalt-58	-9.99E-02	6.47E-01	2.08E+00	pCi/L

SW-4 Monthly Composite Gamma Spectrum

Sample Type	Lab ID	Collection Date	Radionuclide	Result	Uncertainty	MDC	Units
Surface Water	722140003	4/29/2025	Cobalt-60	4.61E-01	5.43E-01	1.91E+00	pCi/L
Surface Water	722140003	4/29/2025	Iodine-131	-4.93E-01	1.71E+00	5.78E+00	pCi/L
Surface Water	722140003	4/29/2025	Iron-59	-1.13E+00	1.14E+00	3.67E+00	pCi/L
Surface Water	722140003	4/29/2025	Lanthanum-140	5.94E-01	1.29E+00	4.39E+00	pCi/L
Surface Water	722140003	4/29/2025	Manganese-54	3.59E-01	6.17E-01	2.04E+00	pCi/L
Surface Water	722140003	4/29/2025	Niobium-95	1.48E+00	6.91E-01	2.35E+00	pCi/L
Surface Water	722140003	4/29/2025	Zinc-65	-2.18E+00	9.43E-01	2.72E+00	pCi/L
Surface Water	722140003	4/29/2025	Zirconium-95	-5.56E-02	1.24E+00	3.58E+00	pCi/L
Surface Water	726388003	5/27/2025	Barium-140	-4.96E-01	3.68E+00	1.09E+01	pCi/L
Surface Water	726388003	5/27/2025	Cesium-134	-9.61E-02	4.28E-01	1.30E+00	pCi/L
Surface Water	726388003	5/27/2025	Cesium-137	-5.58E-01	4.14E-01	1.28E+00	pCi/L
Surface Water	726388003	5/27/2025	Cobalt-58	-1.13E-01	4.58E-01	1.46E+00	pCi/L
Surface Water	726388003	5/27/2025	Cobalt-60	-2.81E-01	6.23E-01	1.47E+00	pCi/L
Surface Water	726388003	5/27/2025	Iodine-131	-6.22E-01	1.52E+00	5.13E+00	pCi/L
Surface Water	726388003	5/27/2025	Iron-59	-1.87E+00	9.31E-01	2.84E+00	pCi/L
Surface Water	726388003	5/27/2025	Lanthanum-140	-2.59E+00	1.28E+00	3.67E+00	pCi/L
Surface Water	726388003	5/27/2025	Manganese-54	2.42E-01	4.54E-01	1.35E+00	pCi/L
Surface Water	726388003	5/27/2025	Niobium-95	7.64E-01	4.71E-01	1.63E+00	pCi/L
Surface Water	726388003	5/27/2025	Zinc-65	-6.95E-01	8.80E-01	2.87E+00	pCi/L
Surface Water	726388003	5/27/2025	Zirconium-95	1.39E+00	8.15E-01	2.85E+00	pCi/L
Surface Water	730590003	6/24/2025	Barium-140	1.66E+01	5.91E+00	1.17E+01	pCi/L
Surface Water	730590003	6/24/2025	Cesium-134	1.30E-01	6.13E-01	2.02E+00	pCi/L
Surface Water	730590003	6/24/2025	Cesium-137	3.48E-01	5.95E-01	2.03E+00	pCi/L
Surface Water	730590003	6/24/2025	Cobalt-58	-1.06E-02	5.72E-01	1.86E+00	pCi/L
Surface Water	730590003	6/24/2025	Cobalt-60	1.37E-01	6.18E-01	2.04E+00	pCi/L
Surface Water	730590003	6/24/2025	Iodine-131	3.79E-01	1.50E+00	4.98E+00	pCi/L
Surface Water	730590003	6/24/2025	Iron-59	9.31E-01	1.32E+00	4.55E+00	pCi/L
Surface Water	730590003	6/24/2025	Lanthanum-140	-1.68E+00	1.65E+00	4.30E+00	pCi/L

SW-4 Monthly Composite Gamma Spectrum

Sample Type	Lab ID	Collection Date	Radionuclide	Result	Uncertainty	MDC	Units
Surface Water	730590003	6/24/2025	Manganese-54	2.74E-01	5.77E-01	1.86E+00	pCi/L
Surface Water	730590003	6/24/2025	Niobium-95	1.24E+00	6.33E-01	2.25E+00	pCi/L
Surface Water	730590003	6/24/2025	Zinc-65	-1.56E+00	1.19E+00	3.66E+00	pCi/L
Surface Water	730590003	6/24/2025	Zirconium-95	3.04E-01	1.01E+00	3.38E+00	pCi/L
Surface Water	735994003	7/29/2025	Barium-140	-2.29E+00	3.33E+00	8.50E+00	pCi/L
Surface Water	735994003	7/29/2025	Cesium-134	5.24E-01	5.79E-01	1.76E+00	pCi/L
Surface Water	735994003	7/29/2025	Cesium-137	1.24E-01	4.78E-01	1.57E+00	pCi/L
Surface Water	735994003	7/29/2025	Cobalt-58	1.90E+00	8.55E-01	1.56E+00	pCi/L
Surface Water	735994003	7/29/2025	Cobalt-60	-1.01E-01	4.75E-01	1.55E+00	pCi/L
Surface Water	735994003	7/29/2025	Iodine-131	2.60E+00	1.49E+00	3.14E+00	pCi/L
Surface Water	735994003	7/29/2025	Iron-59	-2.16E-01	9.94E-01	3.29E+00	pCi/L
Surface Water	735994003	7/29/2025	Lanthanum-140	2.03E-01	9.36E-01	3.10E+00	pCi/L
Surface Water	735994003	7/29/2025	Manganese-54	-5.91E-01	5.68E-01	1.48E+00	pCi/L
Surface Water	735994003	7/29/2025	Niobium-95	-1.30E-03	5.15E-01	1.65E+00	pCi/L
Surface Water	735994003	7/29/2025	Zinc-65	8.12E-02	9.20E-01	3.10E+00	pCi/L
Surface Water	735994003	7/29/2025	Zirconium-95	4.02E-01	9.02E-01	2.97E+00	pCi/L
Surface Water	740470003	8/26/2025	Barium-140	1.79E+00	2.82E+00	9.60E+00	pCi/L
Surface Water	740470003	8/26/2025	Cesium-134	-3.14E-01	9.23E-01	2.17E+00	pCi/L
Surface Water	740470003	8/26/2025	Cesium-137	1.10E+00	5.73E-01	2.03E+00	pCi/L
Surface Water	740470003	8/26/2025	Cobalt-58	-3.53E-01	5.80E-01	1.82E+00	pCi/L
Surface Water	740470003	8/26/2025	Cobalt-60	-3.07E-01	5.42E-01	1.75E+00	pCi/L
Surface Water	740470003	8/26/2025	Iodine-131	-8.48E-04	9.95E-01	3.39E+00	pCi/L
Surface Water	740470003	8/26/2025	Iron-59	-5.58E-01	9.72E-01	3.19E+00	pCi/L
Surface Water	740470003	8/26/2025	Lanthanum-140	-4.84E-01	8.89E-01	2.81E+00	pCi/L
Surface Water	740470003	8/26/2025	Manganese-54	-3.14E-02	5.88E-01	1.89E+00	pCi/L
Surface Water	740470003	8/26/2025	Niobium-95	-2.73E-01	5.90E-01	1.87E+00	pCi/L
Surface Water	740470003	8/26/2025	Zinc-65	-1.17E+00	1.03E+00	3.26E+00	pCi/L
Surface Water	740470003	8/26/2025	Zirconium-95	1.04E+00	1.02E+00	3.46E+00	pCi/L

SW-4 Monthly Composite Gamma Spectrum

Sample Type	Lab ID	Collection Date	Radionuclide	Result	Uncertainty	MDC	Units
Surface Water	745962003	9/30/2025	Barium-140	2.92E+00	3.09E+00	9.87E+00	pCi/L
Surface Water	745962003	9/30/2025	Cesium-134	-1.72E-02	5.54E-01	1.86E+00	pCi/L
Surface Water	745962003	9/30/2025	Cesium-137	-2.08E-01	5.03E-01	1.69E+00	pCi/L
Surface Water	745962003	9/30/2025	Cobalt-58	-8.19E-02	5.23E-01	1.74E+00	pCi/L
Surface Water	745962003	9/30/2025	Cobalt-60	3.38E-01	4.99E-01	1.68E+00	pCi/L
Surface Water	745962003	9/30/2025	Iodine-131	-4.84E-01	1.33E+00	3.89E+00	pCi/L
Surface Water	745962003	9/30/2025	Iron-59	-1.60E+00	1.03E+00	3.07E+00	pCi/L
Surface Water	745962003	9/30/2025	Lanthanum-140	3.83E-01	9.30E-01	3.20E+00	pCi/L
Surface Water	745962003	9/30/2025	Manganese-54	-1.45E-01	4.85E-01	1.60E+00	pCi/L
Surface Water	745962003	9/30/2025	Niobium-95	1.60E-01	5.37E-01	1.83E+00	pCi/L
Surface Water	745962003	9/30/2025	Zinc-65	-1.57E+00	1.33E+00	3.48E+00	pCi/L
Surface Water	745962003	9/30/2025	Zirconium-95	5.77E-01	8.92E-01	3.08E+00	pCi/L
Surface Water	750158003	10/28/2025	Barium-140	-3.45E-02	1.93E+00	6.28E+00	pCi/L
Surface Water	750158003	10/28/2025	Cesium-134	-2.99E-01	3.79E-01	1.15E+00	pCi/L
Surface Water	750158003	10/28/2025	Cesium-137	-3.81E-01	3.41E-01	1.03E+00	pCi/L
Surface Water	750158003	10/28/2025	Cobalt-58	-2.14E-01	3.40E-01	1.03E+00	pCi/L
Surface Water	750158003	10/28/2025	Cobalt-60	-3.03E-01	7.73E-01	1.38E+00	pCi/L
Surface Water	750158003	10/28/2025	Iodine-131	-9.79E-01	8.99E-01	2.66E+00	pCi/L
Surface Water	750158003	10/28/2025	Iron-59	3.10E-01	7.11E-01	2.48E+00	pCi/L
Surface Water	750158003	10/28/2025	Lanthanum-140	-1.52E+00	7.87E-01	2.27E+00	pCi/L
Surface Water	750158003	10/28/2025	Manganese-54	5.30E-02	3.43E-01	1.09E+00	pCi/L
Surface Water	750158003	10/28/2025	Niobium-95	8.02E-01	3.73E-01	1.30E+00	pCi/L
Surface Water	750158003	10/28/2025	Zinc-65	4.91E-01	6.30E-01	2.24E+00	pCi/L
Surface Water	750158003	10/28/2025	Zirconium-95	1.53E-01	6.70E-01	2.15E+00	pCi/L
Surface Water	754482003	11/25/2025	Barium-140	-5.88E-01	4.80E+00	8.75E+00	pCi/L
Surface Water	754482003	11/25/2025	Cesium-134	5.08E-01	5.76E-01	1.90E+00	pCi/L
Surface Water	754482003	11/25/2025	Cesium-137	-1.70E-01	5.27E-01	1.63E+00	pCi/L
Surface Water	754482003	11/25/2025	Cobalt-58	-9.48E-01	4.99E-01	1.54E+00	pCi/L

SW-4 Monthly Composite Gamma Spectrum

Sample Type	Lab ID	Collection Date	Radionuclide	Result	Uncertainty	MDC	Units
Surface Water	754482003	11/25/2025	Cobalt-60	-7.40E-01	5.20E-01	1.51E+00	pCi/L
Surface Water	754482003	11/25/2025	Iodine-131	-9.53E-01	9.70E-01	3.07E+00	pCi/L
Surface Water	754482003	11/25/2025	Iron-59	-1.59E+00	1.02E+00	3.08E+00	pCi/L
Surface Water	754482003	11/25/2025	Lanthanum-140	3.88E+00	1.56E+00	3.30E+00	pCi/L
Surface Water	754482003	11/25/2025	Manganese-54	-1.02E-01	5.05E-01	1.72E+00	pCi/L
Surface Water	754482003	11/25/2025	Niobium-95	1.46E-01	5.12E-01	1.63E+00	pCi/L
Surface Water	754482003	11/25/2025	Zinc-65	5.40E-01	1.10E+00	3.80E+00	pCi/L
Surface Water	754482003	11/25/2025	Zirconium-95	-1.00E+00	9.06E-01	2.59E+00	pCi/L
Surface Water	758247003	12/30/2025	Iodine-131	1.04E-01	2.63E-01	8.56E-01	pCi/L

SW-4 Quarterly Composite Tritium

Sample Type	Lab ID	Collection Date	Radionuclide	Result	Uncertainty	MDC	Units
Surface Water	721781003	3/25/2025	Tritium	2.72E+01	2.10E+02	6.86E+02	pCi/L
Surface Water	736163003	6/24/2025	Tritium	4.38E+01	1.12E+02	3.60E+02	pCi/L
Surface Water	750762003	9/30/2025	Tritium	1.39E+02	1.68E+02	5.31E+02	pCi/L
Surface Water	762195003	12/30/2025	Tritium	-7.59E+01	2.16E+02	7.20E+02	pCi/L

SW-5 Monthly Composite Gamma Spectrum

Sample Type	Lab ID	Collection Date	Radionuclide	Result	Uncertainty	MDC	Units
Surface Water	706926001	1/28/2025	Barium-140	1.84E+00	2.31E+00	7.83E+00	pCi/L
Surface Water	706926001	1/28/2025	Cesium-134	-2.52E-03	4.05E-01	1.30E+00	pCi/L
Surface Water	706926001	1/28/2025	Cesium-137	1.13E-01	4.13E-01	1.36E+00	pCi/L
Surface Water	706926001	1/28/2025	Cobalt-58	-2.43E-01	4.16E-01	1.30E+00	pCi/L
Surface Water	706926001	1/28/2025	Cobalt-60	9.26E-02	3.82E-01	1.29E+00	pCi/L
Surface Water	706926001	1/28/2025	Iodine-131	-1.16E+00	9.85E-01	2.86E+00	pCi/L
Surface Water	706926001	1/28/2025	Iron-59	8.66E-01	7.76E-01	2.74E+00	pCi/L
Surface Water	706926001	1/28/2025	Lanthanum-140	1.60E-01	8.49E-01	2.82E+00	pCi/L
Surface Water	706926001	1/28/2025	Manganese-54	3.82E-01	3.97E-01	1.32E+00	pCi/L
Surface Water	706926001	1/28/2025	Niobium-95	-1.02E-01	6.77E-01	1.38E+00	pCi/L

SW-5 Monthly Composite Gamma Spectrum

Sample Type	Lab ID	Collection Date	Radionuclide	Result	Uncertainty	MDC	Units
Surface Water	706926001	1/28/2025	Zinc-65	9.29E-01	7.10E-01	2.54E+00	pCi/L
Surface Water	706926001	1/28/2025	Zirconium-95	1.20E+00	7.18E-01	2.27E+00	pCi/L
Surface Water	710714001	2/25/2025	Barium-140	-2.37E+00	3.17E+00	1.01E+01	pCi/L
Surface Water	710714001	2/25/2025	Cesium-134	1.96E+00	7.35E-01	2.68E+00	pCi/L
Surface Water	710714001	2/25/2025	Cesium-137	-5.80E-02	8.36E-01	2.41E+00	pCi/L
Surface Water	710714001	2/25/2025	Cobalt-58	-4.16E-02	6.62E-01	2.10E+00	pCi/L
Surface Water	710714001	2/25/2025	Cobalt-60	7.50E-01	7.67E-01	2.36E+00	pCi/L
Surface Water	710714001	2/25/2025	Iodine-131	8.15E-01	1.05E+00	3.67E+00	pCi/L
Surface Water	710714001	2/25/2025	Iron-59	-1.11E+00	1.43E+00	4.54E+00	pCi/L
Surface Water	710714001	2/25/2025	Lanthanum-140	-8.11E-01	1.23E+00	3.75E+00	pCi/L
Surface Water	710714001	2/25/2025	Manganese-54	9.48E-01	7.01E-01	2.19E+00	pCi/L
Surface Water	710714001	2/25/2025	Niobium-95	2.33E-01	7.09E-01	2.31E+00	pCi/L
Surface Water	710714001	2/25/2025	Zinc-65	4.32E-01	1.45E+00	4.37E+00	pCi/L
Surface Water	710714001	2/25/2025	Zirconium-95	7.30E-01	1.22E+00	4.03E+00	pCi/L
Surface Water	716556001	3/25/2025	Barium-140	1.50E+00	3.85E+00	1.28E+01	pCi/L
Surface Water	716556001	3/25/2025	Cesium-134	-1.99E-01	4.10E-01	1.29E+00	pCi/L
Surface Water	716556001	3/25/2025	Cesium-137	-5.81E-02	4.19E-01	1.36E+00	pCi/L
Surface Water	716556001	3/25/2025	Cobalt-58	6.32E-01	4.28E-01	1.46E+00	pCi/L
Surface Water	716556001	3/25/2025	Cobalt-60	4.43E-01	3.69E-01	1.31E+00	pCi/L
Surface Water	716556001	3/25/2025	Iodine-131	-2.14E+00	2.01E+00	6.59E+00	pCi/L
Surface Water	716556001	3/25/2025	Iron-59	6.43E-01	9.02E-01	3.14E+00	pCi/L
Surface Water	716556001	3/25/2025	Lanthanum-140	1.21E+00	1.23E+00	4.27E+00	pCi/L
Surface Water	716556001	3/25/2025	Manganese-54	-5.42E-01	5.24E-01	1.31E+00	pCi/L
Surface Water	716556001	3/25/2025	Niobium-95	-3.28E-01	4.65E-01	1.45E+00	pCi/L
Surface Water	716556001	3/25/2025	Zinc-65	1.49E+00	8.88E-01	2.91E+00	pCi/L
Surface Water	716556001	3/25/2025	Zirconium-95	1.61E-01	9.33E-01	2.70E+00	pCi/L
Surface Water	722140001	4/29/2025	Barium-140	-7.11E-02	4.22E+00	1.37E+01	pCi/L
Surface Water	722140001	4/29/2025	Cesium-134	6.08E-01	6.10E-01	2.15E+00	pCi/L

SW-5 Monthly Composite Gamma Spectrum

Sample Type	Lab ID	Collection Date	Radionuclide	Result	Uncertainty	MDC	Units
Surface Water	722140001	4/29/2025	Cesium-137	-1.76E-01	6.05E-01	1.90E+00	pCi/L
Surface Water	722140001	4/29/2025	Cobalt-58	-7.02E-02	5.98E-01	2.00E+00	pCi/L
Surface Water	722140001	4/29/2025	Cobalt-60	-2.17E-01	6.95E-01	2.18E+00	pCi/L
Surface Water	722140001	4/29/2025	Iodine-131	-5.40E-03	1.83E+00	5.53E+00	pCi/L
Surface Water	722140001	4/29/2025	Iron-59	1.61E+00	1.42E+00	4.94E+00	pCi/L
Surface Water	722140001	4/29/2025	Lanthanum-140	4.85E-01	1.57E+00	5.34E+00	pCi/L
Surface Water	722140001	4/29/2025	Manganese-54	-1.54E-02	5.69E-01	1.91E+00	pCi/L
Surface Water	722140001	4/29/2025	Niobium-95	1.78E+00	6.30E-01	2.39E+00	pCi/L
Surface Water	722140001	4/29/2025	Zinc-65	1.12E+00	1.35E+00	4.62E+00	pCi/L
Surface Water	722140001	4/29/2025	Zirconium-95	6.18E-03	1.14E+00	3.85E+00	pCi/L
Surface Water	726388001	5/27/2025	Barium-140	3.26E+00	4.40E+00	1.47E+01	pCi/L
Surface Water	726388001	5/27/2025	Cesium-134	-1.82E+00	8.85E-01	1.74E+00	pCi/L
Surface Water	726388001	5/27/2025	Cesium-137	-5.53E-01	4.95E-01	1.54E+00	pCi/L
Surface Water	726388001	5/27/2025	Cobalt-58	-5.22E-01	5.50E-01	1.69E+00	pCi/L
Surface Water	726388001	5/27/2025	Cobalt-60	8.32E-02	5.31E-01	1.77E+00	pCi/L
Surface Water	726388001	5/27/2025	Iodine-131	3.59E-02	2.10E+00	7.06E+00	pCi/L
Surface Water	726388001	5/27/2025	Iron-59	-3.61E+00	1.15E+00	3.39E+00	pCi/L
Surface Water	726388001	5/27/2025	Lanthanum-140	-4.49E+00	1.33E+00	3.50E+00	pCi/L
Surface Water	726388001	5/27/2025	Manganese-54	4.06E-01	5.08E-01	1.66E+00	pCi/L
Surface Water	726388001	5/27/2025	Niobium-95	-5.10E-01	6.70E-01	1.85E+00	pCi/L
Surface Water	726388001	5/27/2025	Zinc-65	-3.86E-01	1.02E+00	3.36E+00	pCi/L
Surface Water	726388001	5/27/2025	Zirconium-95	1.18E-01	1.05E+00	3.36E+00	pCi/L
Surface Water	730590001	6/24/2025	Barium-140	-6.52E+00	6.19E+00	1.26E+01	pCi/L
Surface Water	730590001	6/24/2025	Cesium-134	1.73E-01	5.55E-01	1.87E+00	pCi/L
Surface Water	730590001	6/24/2025	Cesium-137	-7.30E-01	6.27E-01	1.72E+00	pCi/L
Surface Water	730590001	6/24/2025	Cobalt-58	7.94E-01	5.79E-01	2.03E+00	pCi/L
Surface Water	730590001	6/24/2025	Cobalt-60	-2.84E-01	5.66E-01	1.80E+00	pCi/L
Surface Water	730590001	6/24/2025	Iodine-131	6.68E-02	1.84E+00	5.96E+00	pCi/L

SW-5 Monthly Composite Gamma Spectrum

Sample Type	Lab ID	Collection Date	Radionuclide	Result	Uncertainty	MDC	Units
Surface Water	730590001	6/24/2025	Iron-59	-2.11E+00	1.56E+00	4.08E+00	pCi/L
Surface Water	730590001	6/24/2025	Lanthanum-140	6.51E-01	1.39E+00	4.07E+00	pCi/L
Surface Water	730590001	6/24/2025	Manganese-54	-1.72E-01	5.46E-01	1.80E+00	pCi/L
Surface Water	730590001	6/24/2025	Niobium-95	6.35E-01	6.25E-01	2.16E+00	pCi/L
Surface Water	730590001	6/24/2025	Zinc-65	-1.59E+00	1.14E+00	3.51E+00	pCi/L
Surface Water	730590001	6/24/2025	Zirconium-95	-1.22E-01	1.04E+00	3.47E+00	pCi/L
Surface Water	735994001	7/29/2025	Barium-140	-8.48E+00	4.01E+00	8.58E+00	pCi/L
Surface Water	735994001	7/29/2025	Cesium-134	-3.39E-03	5.19E-01	1.68E+00	pCi/L
Surface Water	735994001	7/29/2025	Cesium-137	-3.67E-01	4.24E-01	1.32E+00	pCi/L
Surface Water	735994001	7/29/2025	Cobalt-58	-4.78E-01	4.50E-01	1.35E+00	pCi/L
Surface Water	735994001	7/29/2025	Cobalt-60	-5.92E-02	4.37E-01	1.45E+00	pCi/L
Surface Water	735994001	7/29/2025	Iodine-131	-1.35E+00	1.12E+00	3.23E+00	pCi/L
Surface Water	735994001	7/29/2025	Iron-59	-1.10E+00	9.19E-01	2.43E+00	pCi/L
Surface Water	735994001	7/29/2025	Lanthanum-140	-2.30E-01	8.44E-01	2.73E+00	pCi/L
Surface Water	735994001	7/29/2025	Manganese-54	2.95E-01	4.80E-01	1.60E+00	pCi/L
Surface Water	735994001	7/29/2025	Niobium-95	-1.88E-01	5.12E-01	1.63E+00	pCi/L
Surface Water	735994001	7/29/2025	Zinc-65	-1.27E+00	8.96E-01	2.77E+00	pCi/L
Surface Water	735994001	7/29/2025	Zirconium-95	3.96E-01	8.24E-01	2.75E+00	pCi/L
Surface Water	740470001	8/26/2025	Barium-140	2.43E+00	2.80E+00	9.44E+00	pCi/L
Surface Water	740470001	8/26/2025	Cesium-134	6.54E-02	5.48E-01	1.87E+00	pCi/L
Surface Water	740470001	8/26/2025	Cesium-137	2.62E-01	4.94E-01	1.63E+00	pCi/L
Surface Water	740470001	8/26/2025	Cobalt-58	2.41E-01	5.33E-01	1.84E+00	pCi/L
Surface Water	740470001	8/26/2025	Cobalt-60	-1.48E-01	5.98E-01	1.91E+00	pCi/L
Surface Water	740470001	8/26/2025	Iodine-131	-5.45E-01	9.26E-01	3.03E+00	pCi/L
Surface Water	740470001	8/26/2025	Iron-59	-1.38E-01	9.95E-01	3.25E+00	pCi/L
Surface Water	740470001	8/26/2025	Lanthanum-140	1.27E+00	1.01E+00	3.66E+00	pCi/L
Surface Water	740470001	8/26/2025	Manganese-54	-4.29E-01	5.47E-01	1.78E+00	pCi/L
Surface Water	740470001	8/26/2025	Niobium-95	-8.55E-01	8.08E-01	1.78E+00	pCi/L

SW-5 Monthly Composite Gamma Spectrum

Sample Type	Lab ID	Collection Date	Radionuclide	Result	Uncertainty	MDC	Units
Surface Water	740470001	8/26/2025	Zinc-65	-1.96E+00	1.31E+00	2.91E+00	pCi/L
Surface Water	740470001	8/26/2025	Zirconium-95	-5.34E-01	9.57E-01	3.17E+00	pCi/L
Surface Water	745962001	9/30/2025	Barium-140	-7.75E+00	3.78E+00	1.13E+01	pCi/L
Surface Water	745962001	9/30/2025	Cesium-134	-3.54E-01	7.77E-01	2.41E+00	pCi/L
Surface Water	745962001	9/30/2025	Cesium-137	-5.96E-01	7.10E-01	2.20E+00	pCi/L
Surface Water	745962001	9/30/2025	Cobalt-58	-1.70E+00	6.83E-01	1.82E+00	pCi/L
Surface Water	745962001	9/30/2025	Cobalt-60	5.50E-01	7.02E-01	2.42E+00	pCi/L
Surface Water	745962001	9/30/2025	Iodine-131	8.73E-01	1.29E+00	4.45E+00	pCi/L
Surface Water	745962001	9/30/2025	Iron-59	1.88E-01	1.38E+00	4.63E+00	pCi/L
Surface Water	745962001	9/30/2025	Lanthanum-140	5.95E-02	1.14E+00	3.71E+00	pCi/L
Surface Water	745962001	9/30/2025	Manganese-54	-3.29E-01	6.31E-01	1.94E+00	pCi/L
Surface Water	745962001	9/30/2025	Niobium-95	7.81E-01	7.54E-01	2.53E+00	pCi/L
Surface Water	745962001	9/30/2025	Zinc-65	1.50E-01	1.24E+00	4.17E+00	pCi/L
Surface Water	745962001	9/30/2025	Zirconium-95	-4.72E-01	1.31E+00	4.10E+00	pCi/L
Surface Water	750158001	10/28/2025	Barium-140	-1.54E+00	2.55E+00	7.79E+00	pCi/L
Surface Water	750158001	10/28/2025	Cesium-134	-6.38E-01	1.25E+00	1.36E+00	pCi/L
Surface Water	750158001	10/28/2025	Cesium-137	-1.52E-01	3.49E-01	1.18E+00	pCi/L
Surface Water	750158001	10/28/2025	Cobalt-58	-3.81E-01	3.95E-01	1.27E+00	pCi/L
Surface Water	750158001	10/28/2025	Cobalt-60	-7.73E-01	4.46E-01	1.28E+00	pCi/L
Surface Water	750158001	10/28/2025	Iodine-131	2.62E-01	9.91E-01	3.25E+00	pCi/L
Surface Water	750158001	10/28/2025	Iron-59	1.12E-01	8.08E-01	2.69E+00	pCi/L
Surface Water	750158001	10/28/2025	Lanthanum-140	1.43E+00	1.41E+00	2.60E+00	pCi/L
Surface Water	750158001	10/28/2025	Manganese-54	4.98E-01	3.81E-01	1.36E+00	pCi/L
Surface Water	750158001	10/28/2025	Niobium-95	-1.60E-01	3.76E-01	1.25E+00	pCi/L
Surface Water	750158001	10/28/2025	Zinc-65	3.16E-01	8.02E-01	2.70E+00	pCi/L
Surface Water	750158001	10/28/2025	Zirconium-95	-1.43E-01	7.00E-01	2.36E+00	pCi/L
Surface Water	754482001	11/25/2025	Barium-140	7.78E+00	2.73E+00	9.84E+00	pCi/L
Surface Water	754482001	11/25/2025	Cesium-134	4.78E-01	4.98E-01	1.77E+00	pCi/L

SW-5 Monthly Composite Gamma Spectrum

Sample Type	Lab ID	Collection Date	Radionuclide	Result	Uncertainty	MDC	Units
Surface Water	754482001	11/25/2025	Cesium-137	-7.11E-02	4.83E-01	1.64E+00	pCi/L
Surface Water	754482001	11/25/2025	Cobalt-58	6.49E-01	4.59E-01	1.67E+00	pCi/L
Surface Water	754482001	11/25/2025	Cobalt-60	2.02E-01	5.81E-01	1.92E+00	pCi/L
Surface Water	754482001	11/25/2025	Iodine-131	4.15E-02	9.02E-01	2.95E+00	pCi/L
Surface Water	754482001	11/25/2025	Iron-59	3.45E-01	1.14E+00	3.80E+00	pCi/L
Surface Water	754482001	11/25/2025	Lanthanum-140	-1.29E-01	1.00E+00	3.36E+00	pCi/L
Surface Water	754482001	11/25/2025	Manganese-54	-4.94E-02	5.52E-01	1.76E+00	pCi/L
Surface Water	754482001	11/25/2025	Niobium-95	4.66E-01	5.36E-01	1.89E+00	pCi/L
Surface Water	754482001	11/25/2025	Zinc-65	-9.54E-01	1.05E+00	3.18E+00	pCi/L
Surface Water	754482001	11/25/2025	Zirconium-95	1.76E+00	8.31E-01	2.82E+00	pCi/L
Surface Water	758247001	12/30/2025	Iodine-131	-3.85E-01	2.23E-01	7.62E-01	pCi/L

SW-5 Quarterly Composite Tritium

Sample Type	Lab ID	Collection Date	Radionuclide	Result	Uncertainty	MDC	Units
Surface Water	721781001	3/25/2025	Tritium	1.23E+04	5.97E+02	6.72E+02	pCi/L
Surface Water	736163001	6/24/2025	Tritium	1.34E+04	4.31E+02	3.61E+02	pCi/L
Surface Water	750762001	9/30/2025	Tritium	1.19E+04	4.69E+02	5.44E+02	pCi/L
Surface Water	762195001	12/30/2025	Tritium	1.15E+04	4.47E+02	7.20E+02	pCi/L

SW-6 Monthly Composite Gamma Spectrum

Sample Type	Lab ID	Collection Date	Radionuclide	Result	Uncertainty	MDC	Units
Surface Drinking	706694001	1/28/2025	Iodine-131	-5.37E-01	2.38E-01	8.86E-01	pCi/L
Surface Drinking	706694001	1/28/2025	Barium-140	1.64E+00	2.25E+00	7.55E+00	pCi/L
Surface Drinking	706694001	1/28/2025	Cesium-134	-2.65E-01	4.53E-01	1.40E+00	pCi/L
Surface Drinking	706694001	1/28/2025	Cesium-137	4.16E-01	4.31E-01	1.44E+00	pCi/L
Surface Drinking	706694001	1/28/2025	Cobalt-58	-6.24E-01	4.19E-01	1.23E+00	pCi/L
Surface Drinking	706694001	1/28/2025	Cobalt-60	5.54E-01	4.51E-01	1.42E+00	pCi/L
Surface Drinking	706694001	1/28/2025	Iodine-131	-2.58E-01	9.51E-01	3.16E+00	pCi/L
Surface Drinking	706694001	1/28/2025	Iron-59	-1.34E-01	8.65E-01	2.86E+00	pCi/L

SW-6 Monthly Composite Gamma Spectrum

Sample Type	Lab ID	Collection Date	Radionuclide	Result	Uncertainty	MDC	Units
Surface Drinking	706694001	1/28/2025	Lanthanum-140	-1.01E+00	8.42E-01	2.52E+00	pCi/L
Surface Drinking	706694001	1/28/2025	Manganese-54	-1.08E-01	3.87E-01	1.30E+00	pCi/L
Surface Drinking	706694001	1/28/2025	Niobium-95	3.87E-01	4.48E-01	1.48E+00	pCi/L
Surface Drinking	706694001	1/28/2025	Zinc-65	-4.20E-01	7.12E-01	2.30E+00	pCi/L
Surface Drinking	706694001	1/28/2025	Zirconium-95	-7.79E-01	7.85E-01	2.39E+00	pCi/L
Surface Drinking	710699001	2/25/2025	Barium-140	-2.40E+00	2.54E+00	8.12E+00	pCi/L
Surface Drinking	710699001	2/25/2025	Cesium-134	-5.52E-01	5.92E-01	1.82E+00	pCi/L
Surface Drinking	710699001	2/25/2025	Cesium-137	-4.13E-01	4.87E-01	1.53E+00	pCi/L
Surface Drinking	710699001	2/25/2025	Cobalt-58	1.60E-01	5.00E-01	1.65E+00	pCi/L
Surface Drinking	710699001	2/25/2025	Cobalt-60	-5.42E-01	6.53E-01	1.58E+00	pCi/L
Surface Drinking	710699001	2/25/2025	Iodine-131	1.36E+00	1.48E+00	2.78E+00	pCi/L
Surface Drinking	710699001	2/25/2025	Iron-59	-2.36E-01	1.06E+00	3.55E+00	pCi/L
Surface Drinking	710699001	2/25/2025	Lanthanum-140	-1.48E+00	9.32E-01	2.69E+00	pCi/L
Surface Drinking	710699001	2/25/2025	Manganese-54	-1.71E-01	5.25E-01	1.58E+00	pCi/L
Surface Drinking	710699001	2/25/2025	Niobium-95	7.48E-02	4.92E-01	1.61E+00	pCi/L
Surface Drinking	710699001	2/25/2025	Zinc-65	3.16E-01	1.06E+00	3.64E+00	pCi/L
Surface Drinking	710699001	2/25/2025	Zirconium-95	3.46E-01	8.93E-01	2.96E+00	pCi/L
Surface Drinking	710699001	2/25/2025	Iodine-131	7.51E-01	2.68E-01	7.81E-01	pCi/L
Surface Drinking	716552001	3/25/2025	Iodine-131	-2.19E-01	2.23E-01	7.95E-01	pCi/L
Surface Drinking	716552001	3/25/2025	Barium-140	-8.07E-01	3.69E+00	1.21E+01	pCi/L
Surface Drinking	716552001	3/25/2025	Cesium-134	-7.46E-01	5.86E-01	1.27E+00	pCi/L
Surface Drinking	716552001	3/25/2025	Cesium-137	-1.18E-01	3.77E-01	1.21E+00	pCi/L
Surface Drinking	716552001	3/25/2025	Cobalt-58	3.75E-01	4.03E-01	1.35E+00	pCi/L
Surface Drinking	716552001	3/25/2025	Cobalt-60	1.05E+00	4.40E-01	1.62E+00	pCi/L
Surface Drinking	716552001	3/25/2025	Iodine-131	4.90E-01	1.87E+00	6.38E+00	pCi/L
Surface Drinking	716552001	3/25/2025	Iron-59	-7.50E-01	9.45E-01	3.07E+00	pCi/L
Surface Drinking	716552001	3/25/2025	Lanthanum-140	-1.25E+00	1.29E+00	3.97E+00	pCi/L
Surface Drinking	716552001	3/25/2025	Manganese-54	1.66E-01	3.40E-01	1.12E+00	pCi/L

SW-6 Monthly Composite Gamma Spectrum

Sample Type	Lab ID	Collection Date	Radionuclide	Result	Uncertainty	MDC	Units
Surface Drinking	716552001	3/25/2025	Niobium-95	1.05E+00	4.63E-01	1.62E+00	pCi/L
Surface Drinking	716552001	3/25/2025	Zinc-65	2.01E-01	8.43E-01	2.87E+00	pCi/L
Surface Drinking	716552001	3/25/2025	Zirconium-95	6.22E-01	7.64E-01	2.55E+00	pCi/L
Surface Drinking	722139001	4/29/2025	Barium-140	1.60E+00	3.83E+00	1.16E+01	pCi/L
Surface Drinking	722139001	4/29/2025	Cesium-134	2.67E-01	6.79E-01	2.24E+00	pCi/L
Surface Drinking	722139001	4/29/2025	Cesium-137	-2.65E-01	5.97E-01	1.91E+00	pCi/L
Surface Drinking	722139001	4/29/2025	Cobalt-58	-2.08E-01	6.31E-01	1.99E+00	pCi/L
Surface Drinking	722139001	4/29/2025	Cobalt-60	4.92E-01	6.11E-01	2.15E+00	pCi/L
Surface Drinking	722139001	4/29/2025	Iodine-131	6.30E-01	1.40E+00	4.83E+00	pCi/L
Surface Drinking	722139001	4/29/2025	Iron-59	-1.79E-01	1.44E+00	4.48E+00	pCi/L
Surface Drinking	722139001	4/29/2025	Lanthanum-140	4.56E-01	1.22E+00	4.11E+00	pCi/L
Surface Drinking	722139001	4/29/2025	Manganese-54	-7.83E-02	6.10E-01	1.95E+00	pCi/L
Surface Drinking	722139001	4/29/2025	Niobium-95	-5.65E-01	6.86E-01	2.13E+00	pCi/L
Surface Drinking	722139001	4/29/2025	Zinc-65	-2.01E+00	1.34E+00	4.16E+00	pCi/L
Surface Drinking	722139001	4/29/2025	Zirconium-95	-3.43E-01	1.16E+00	3.70E+00	pCi/L
Surface Drinking	722139001	4/29/2025	Iodine-131	1.43E+00	5.96E-01	1.87E+00	pCi/L
Surface Drinking	726395001	5/27/2025	Iodine-131	1.04E-01	2.48E-01	7.96E-01	pCi/L
Surface Drinking	726395001	5/27/2025	Barium-140	2.17E+00	4.30E+00	1.45E+01	pCi/L
Surface Drinking	726395001	5/27/2025	Cesium-134	-4.60E-01	6.39E-01	1.97E+00	pCi/L
Surface Drinking	726395001	5/27/2025	Cesium-137	4.14E-01	5.84E-01	1.95E+00	pCi/L
Surface Drinking	726395001	5/27/2025	Cobalt-58	-2.53E-01	6.23E-01	1.95E+00	pCi/L
Surface Drinking	726395001	5/27/2025	Cobalt-60	9.98E-01	5.62E-01	1.95E+00	pCi/L
Surface Drinking	726395001	5/27/2025	Iodine-131	-1.38E+00	1.82E+00	6.07E+00	pCi/L
Surface Drinking	726395001	5/27/2025	Iron-59	-9.84E-02	1.19E+00	3.95E+00	pCi/L
Surface Drinking	726395001	5/27/2025	Lanthanum-140	-7.74E-01	1.62E+00	5.04E+00	pCi/L
Surface Drinking	726395001	5/27/2025	Manganese-54	3.18E-01	5.68E-01	1.86E+00	pCi/L
Surface Drinking	726395001	5/27/2025	Niobium-95	4.06E-01	1.38E+00	2.43E+00	pCi/L
Surface Drinking	726395001	5/27/2025	Zinc-65	-1.09E-01	1.17E+00	3.89E+00	pCi/L

SW-6 Monthly Composite Gamma Spectrum

Sample Type	Lab ID	Collection Date	Radionuclide	Result	Uncertainty	MDC	Units
Surface Drinking	726395001	5/27/2025	Zirconium-95	1.51E-01	1.19E+00	3.83E+00	pCi/L
Surface Drinking	730576001	6/24/2025	Iodine-131	1.25E-01	2.23E-01	7.08E-01	pCi/L
Surface Drinking	730576001	6/24/2025	Barium-140	-2.78E+00	2.64E+00	8.48E+00	pCi/L
Surface Drinking	730576001	6/24/2025	Cesium-134	6.81E-01	4.80E-01	1.60E+00	pCi/L
Surface Drinking	730576001	6/24/2025	Cesium-137	-4.74E-01	3.89E-01	1.21E+00	pCi/L
Surface Drinking	730576001	6/24/2025	Cobalt-58	8.56E-01	4.49E-01	1.59E+00	pCi/L
Surface Drinking	730576001	6/24/2025	Cobalt-60	9.16E-03	4.51E-01	1.52E+00	pCi/L
Surface Drinking	730576001	6/24/2025	Iodine-131	-1.12E+00	1.26E+00	4.23E+00	pCi/L
Surface Drinking	730576001	6/24/2025	Iron-59	-1.33E+00	9.99E-01	2.92E+00	pCi/L
Surface Drinking	730576001	6/24/2025	Lanthanum-140	-2.81E-01	1.05E+00	3.42E+00	pCi/L
Surface Drinking	730576001	6/24/2025	Manganese-54	8.48E-01	4.39E-01	1.43E+00	pCi/L
Surface Drinking	730576001	6/24/2025	Niobium-95	2.42E-01	4.47E-01	1.50E+00	pCi/L
Surface Drinking	730576001	6/24/2025	Zinc-65	8.54E-01	9.03E-01	3.02E+00	pCi/L
Surface Drinking	730576001	6/24/2025	Zirconium-95	-4.19E-01	7.79E-01	2.48E+00	pCi/L
Surface Drinking	735990001	7/29/2025	Iodine-131	7.25E-02	2.43E-01	7.89E-01	pCi/L
Surface Drinking	735990001	7/29/2025	Barium-140	-4.69E+00	3.43E+00	1.06E+01	pCi/L
Surface Drinking	735990001	7/29/2025	Cesium-134	1.64E-01	6.89E-01	2.23E+00	pCi/L
Surface Drinking	735990001	7/29/2025	Cesium-137	-6.46E-01	7.14E-01	2.22E+00	pCi/L
Surface Drinking	735990001	7/29/2025	Cobalt-58	8.31E-02	7.09E-01	2.28E+00	pCi/L
Surface Drinking	735990001	7/29/2025	Cobalt-60	8.58E-01	7.05E-01	2.29E+00	pCi/L
Surface Drinking	735990001	7/29/2025	Iodine-131	-9.96E-01	1.77E+00	4.22E+00	pCi/L
Surface Drinking	735990001	7/29/2025	Iron-59	-1.39E+00	1.38E+00	4.32E+00	pCi/L
Surface Drinking	735990001	7/29/2025	Lanthanum-140	6.38E-01	1.29E+00	4.32E+00	pCi/L
Surface Drinking	735990001	7/29/2025	Manganese-54	-2.66E-01	6.51E-01	2.02E+00	pCi/L
Surface Drinking	735990001	7/29/2025	Niobium-95	-2.28E+00	1.18E+00	2.32E+00	pCi/L
Surface Drinking	735990001	7/29/2025	Zinc-65	8.52E-02	1.34E+00	4.47E+00	pCi/L
Surface Drinking	735990001	7/29/2025	Zirconium-95	2.15E-01	1.29E+00	4.17E+00	pCi/L
Surface Drinking	740469001	8/26/2025	Barium-140	-2.56E-01	3.34E+00	9.98E+00	pCi/L

SW-6 Monthly Composite Gamma Spectrum

Sample Type	Lab ID	Collection Date	Radionuclide	Result	Uncertainty	MDC	Units
Surface Drinking	740469001	8/26/2025	Cesium-134	-1.75E+00	9.79E-01	2.11E+00	pCi/L
Surface Drinking	740469001	8/26/2025	Cesium-137	-1.23E-01	6.66E-01	2.18E+00	pCi/L
Surface Drinking	740469001	8/26/2025	Cobalt-58	3.67E-01	6.15E-01	2.06E+00	pCi/L
Surface Drinking	740469001	8/26/2025	Cobalt-60	-3.95E-01	6.41E-01	2.05E+00	pCi/L
Surface Drinking	740469001	8/26/2025	Iodine-131	8.06E-01	1.10E+00	3.86E+00	pCi/L
Surface Drinking	740469001	8/26/2025	Iron-59	1.16E+00	1.34E+00	4.75E+00	pCi/L
Surface Drinking	740469001	8/26/2025	Lanthanum-140	-1.70E+00	1.17E+00	3.43E+00	pCi/L
Surface Drinking	740469001	8/26/2025	Manganese-54	3.93E-01	6.05E-01	2.03E+00	pCi/L
Surface Drinking	740469001	8/26/2025	Niobium-95	-1.31E+00	8.83E-01	1.98E+00	pCi/L
Surface Drinking	740469001	8/26/2025	Zinc-65	2.36E-01	1.31E+00	4.47E+00	pCi/L
Surface Drinking	740469001	8/26/2025	Zirconium-95	-5.11E-01	1.07E+00	3.40E+00	pCi/L
Surface Drinking	740469001	8/26/2025	Iodine-131	6.52E-01	2.86E-01	8.56E-01	pCi/L
Surface Drinking	745958001	9/30/2025	Barium-140	1.42E+00	2.60E+00	8.72E+00	pCi/L
Surface Drinking	745958001	9/30/2025	Cesium-134	6.55E-01	4.88E-01	1.67E+00	pCi/L
Surface Drinking	745958001	9/30/2025	Cesium-137	3.92E-01	4.84E-01	1.62E+00	pCi/L
Surface Drinking	745958001	9/30/2025	Cobalt-58	8.60E-01	5.86E-01	1.35E+00	pCi/L
Surface Drinking	745958001	9/30/2025	Cobalt-60	5.47E-01	6.83E-01	1.62E+00	pCi/L
Surface Drinking	745958001	9/30/2025	Iodine-131	1.94E+00	1.09E+00	3.53E+00	pCi/L
Surface Drinking	745958001	9/30/2025	Iron-59	-2.37E-01	9.88E-01	3.28E+00	pCi/L
Surface Drinking	745958001	9/30/2025	Lanthanum-140	-3.39E-01	9.86E-01	3.15E+00	pCi/L
Surface Drinking	745958001	9/30/2025	Manganese-54	-1.83E-01	4.51E-01	1.40E+00	pCi/L
Surface Drinking	745958001	9/30/2025	Niobium-95	-1.49E-01	6.58E-01	1.71E+00	pCi/L
Surface Drinking	745958001	9/30/2025	Zinc-65	2.65E+00	1.11E+00	1.92E+00	pCi/L
Surface Drinking	745958001	9/30/2025	Zirconium-95	-8.41E-02	7.64E-01	2.43E+00	pCi/L
Surface Drinking	745958001	9/30/2025	Iodine-131	1.91E-02	2.57E-01	8.43E-01	pCi/L
Surface Drinking	749942001	10/28/2025	Barium-140	3.29E+00	2.24E+00	7.43E+00	pCi/L
Surface Drinking	749942001	10/28/2025	Cesium-134	4.49E-01	3.65E-01	1.29E+00	pCi/L
Surface Drinking	749942001	10/28/2025	Cesium-137	3.93E-01	3.92E-01	1.38E+00	pCi/L

SW-6 Monthly Composite Gamma Spectrum

Sample Type	Lab ID	Collection Date	Radionuclide	Result	Uncertainty	MDC	Units
Surface Drinking	749942001	10/28/2025	Cobalt-58	4.12E-01	3.48E-01	1.22E+00	pCi/L
Surface Drinking	749942001	10/28/2025	Cobalt-60	5.82E-01	3.67E-01	1.29E+00	pCi/L
Surface Drinking	749942001	10/28/2025	Iodine-131	1.27E+00	1.00E+00	3.32E+00	pCi/L
Surface Drinking	749942001	10/28/2025	Iron-59	-2.56E-01	8.08E-01	2.61E+00	pCi/L
Surface Drinking	749942001	10/28/2025	Lanthanum-140	1.51E-01	8.34E-01	2.67E+00	pCi/L
Surface Drinking	749942001	10/28/2025	Manganese-54	-2.57E-01	3.55E-01	1.15E+00	pCi/L
Surface Drinking	749942001	10/28/2025	Niobium-95	4.85E-02	3.73E-01	1.26E+00	pCi/L
Surface Drinking	749942001	10/28/2025	Zinc-65	5.09E-01	8.01E-01	2.44E+00	pCi/L
Surface Drinking	749942001	10/28/2025	Zirconium-95	-1.72E-01	6.36E-01	2.12E+00	pCi/L
Surface Drinking	749942001	10/28/2025	Iodine-131	1.24E+00	5.26E-01	1.67E+00	pCi/L
Surface Drinking	754485001	11/25/2025	Iodine-131	-8.27E-01	6.79E-01	2.27E+00	pCi/L
Surface Drinking	758244001	12/30/2025	Barium-140	1.27E+00	2.09E+00	6.95E+00	pCi/L
Surface Drinking	758244001	12/30/2025	Cesium-134	-1.81E-01	3.90E-01	1.18E+00	pCi/L
Surface Drinking	758244001	12/30/2025	Cesium-137	5.62E-01	3.89E-01	1.33E+00	pCi/L
Surface Drinking	758244001	12/30/2025	Cobalt-58	-8.79E-02	3.93E-01	1.21E+00	pCi/L
Surface Drinking	758244001	12/30/2025	Cobalt-60	-1.63E-01	3.68E-01	1.20E+00	pCi/L
Surface Drinking	758244001	12/30/2025	Iodine-131	-1.26E+00	8.86E-01	2.76E+00	pCi/L
Surface Drinking	758244001	12/30/2025	Iron-59	-1.36E-01	6.87E-01	2.30E+00	pCi/L
Surface Drinking	758244001	12/30/2025	Lanthanum-140	-2.96E-01	7.61E-01	2.44E+00	pCi/L
Surface Drinking	758244001	12/30/2025	Manganese-54	-2.65E-01	3.72E-01	1.11E+00	pCi/L
Surface Drinking	758244001	12/30/2025	Niobium-95	2.50E-01	3.93E-01	1.28E+00	pCi/L
Surface Drinking	758244001	12/30/2025	Zinc-65	-9.86E-01	7.39E-01	1.98E+00	pCi/L
Surface Drinking	758244001	12/30/2025	Zirconium-95	-1.49E+00	7.13E-01	1.93E+00	pCi/L
Surface Drinking	758244001	12/30/2025	Iodine-131	1.73E-01	2.52E-01	8.16E-01	pCi/L

SW-6 Quarterly Composite Tritium

Sample Type	Lab ID	Collection Date	Radionuclide	Result	Uncertainty	MDC	Units
Surface Drinking	721782001	3/25/2025	Tritium	1.24E+04	6.07E+02	6.87E+02	pCi/L
Surface Drinking	736150001	6/24/2025	Tritium	1.34E+04	4.29E+02	3.58E+02	pCi/L
Surface Drinking	740469001	8/26/2025	Tritium	1.15E+04	5.06E+02	6.14E+02	pCi/L
Surface Drinking	762197001	12/30/2025	Tritium	1.19E+04	4.57E+02	7.26E+02	pCi/L

SW-6 Monthly Composite Gross Beta

Sample Type	Lab ID	Collection Date	Radionuclide	Result	Uncertainty	MDC	Units
Surface Drinking	706694001	1/28/2025	BETA	1.68E+01	1.98E+00	5.52E+00	pCi/L
Surface Drinking	710699001	2/25/2025	BETA	1.64E+01	2.55E+00	7.63E+00	pCi/L
Surface Drinking	716552001	3/25/2025	BETA	2.36E+01	2.55E+00	7.31E+00	pCi/L
Surface Drinking	722139001	4/29/2025	BETA	1.57E+01	2.13E+00	6.14E+00	pCi/L
Surface Drinking	726395001	5/27/2025	BETA	2.26E+01	2.27E+00	6.20E+00	pCi/L
Surface Drinking	730576001	6/24/2025	BETA	4.96E+00	1.90E+00	5.87E+00	pCi/L
Surface Drinking	735990001	7/29/2025	BETA	1.50E+01	2.14E+00	6.03E+00	pCi/L
Surface Drinking	740469001	8/26/2025	BETA	2.09E+01	2.53E+00	7.10E+00	pCi/L
Surface Drinking	745958001	9/30/2025	BETA	2.32E+00	3.23E+00	1.05E+01	pCi/L
Surface Drinking	749942001	10/28/2025	BETA	1.96E+01	2.62E+00	7.51E+00	pCi/L
Surface Drinking	754485001	11/25/2025	BETA	2.11E+01	3.27E+00	9.89E+00	pCi/L
Surface Drinking	758244001	12/30/2025	BETA	1.84E+01	2.17E+00	6.01E+00	pCi/L

GW-1 Quarterly Composite Gamma Spectrum

Sample Type	Lab ID	Collection Date	Radionuclide	Result	Uncertainty	MDC	Units
Ground Water	716537004	3/25/2025	Barium-140	5.51E+00	7.50E+00	1.23E+01	pCi/L
Ground Water	716537004	3/25/2025	Cesium-134	-8.01E-03	4.40E-01	1.40E+00	pCi/L
Ground Water	716537004	3/25/2025	Cesium-137	6.76E-01	4.27E-01	1.46E+00	pCi/L
Ground Water	716537004	3/25/2025	Cobalt-58	-5.61E-01	4.47E-01	1.33E+00	pCi/L
Ground Water	716537004	3/25/2025	Cobalt-60	1.39E-01	9.21E-01	1.57E+00	pCi/L
Ground Water	716537004	3/25/2025	Iodine-131	-1.85E-01	1.83E+00	6.11E+00	pCi/L

GW-1 Quarterly Composite Gamma Spectrum									
Sample Type	Lab ID	Collection Date	Radionuclide	Result	Uncertainty	MDC	Units		
Ground Water	716537004	3/25/2025	Iron-59	1.82E+00	9.39E-01	3.40E+00	pCi/L		
Ground Water	716537004	3/25/2025	Lanthanum-140	1.40E+00	1.41E+00	4.84E+00	pCi/L		
Ground Water	716537004	3/25/2025	Manganese-54	1.68E-01	3.85E-01	1.33E+00	pCi/L		
Ground Water	716537004	3/25/2025	Niobium-95	2.65E-01	4.61E-01	1.51E+00	pCi/L		
Ground Water	716537004	3/25/2025	Zinc-65	-5.96E-01	8.48E-01	2.73E+00	pCi/L		
Ground Water	716537004	3/25/2025	Zirconium-95	-9.90E-02	8.08E-01	2.56E+00	pCi/L		
Ground Water	730594004	6/24/2025	Barium-140	4.67E+00	3.78E+00	1.19E+01	pCi/L		
Ground Water	730594004	6/24/2025	Cesium-134	2.93E-01	5.10E-01	1.69E+00	pCi/L		
Ground Water	730594004	6/24/2025	Cesium-137	3.78E-01	4.71E-01	1.59E+00	pCi/L		
Ground Water	730594004	6/24/2025	Cobalt-58	-1.42E-01	4.88E-01	1.54E+00	pCi/L		
Ground Water	730594004	6/24/2025	Cobalt-60	-5.73E-01	5.97E-01	1.61E+00	pCi/L		
Ground Water	730594004	6/24/2025	Iodine-131	7.33E-01	1.52E+00	5.19E+00	pCi/L		
Ground Water	730594004	6/24/2025	Iron-59	-2.17E-01	1.05E+00	3.50E+00	pCi/L		
Ground Water	730594004	6/24/2025	Lanthanum-140	-1.41E+00	1.13E+00	3.37E+00	pCi/L		
Ground Water	730594004	6/24/2025	Manganese-54	2.00E-01	4.79E-01	1.41E+00	pCi/L		
Ground Water	730594004	6/24/2025	Niobium-95	5.17E-01	4.62E-01	1.58E+00	pCi/L		
Ground Water	730594004	6/24/2025	Zinc-65	9.70E-01	1.03E+00	3.29E+00	pCi/L		
Ground Water	730594004	6/24/2025	Zirconium-95	1.07E+00	9.08E-01	3.10E+00	pCi/L		
Ground Water	745953004	9/30/2025	Barium-140	5.39E+00	3.19E+00	7.86E+00	pCi/L		
Ground Water	745953004	9/30/2025	Cesium-134	4.10E-01	5.11E-01	1.70E+00	pCi/L		
Ground Water	745953004	9/30/2025	Cesium-137	-8.75E-01	4.83E-01	1.44E+00	pCi/L		
Ground Water	745953004	9/30/2025	Cobalt-58	9.99E-02	5.09E-01	1.57E+00	pCi/L		
Ground Water	745953004	9/30/2025	Cobalt-60	-5.41E-01	4.63E-01	1.41E+00	pCi/L		
Ground Water	745953004	9/30/2025	Iodine-131	1.22E+00	1.94E+00	3.13E+00	pCi/L		
Ground Water	745953004	9/30/2025	Iron-59	1.05E+00	2.04E+00	3.01E+00	pCi/L		
Ground Water	745953004	9/30/2025	Lanthanum-140	-1.81E-02	8.78E-01	2.85E+00	pCi/L		
Ground Water	745953004	9/30/2025	Manganese-54	5.39E-01	4.23E-01	1.44E+00	pCi/L		
Ground Water	745953004	9/30/2025	Niobium-95	-1.36E-01	6.41E-01	1.66E+00	pCi/L		

GW-1 Quarterly Composite Gamma Spectrum

Sample Type	Lab ID	Collection Date	Radionuclide	Result	Uncertainty	MDC	Units
Ground Water	745953004	9/30/2025	Zinc-65	-3.17E+00	9.73E-01	2.49E+00	pCi/L
Ground Water	745953004	9/30/2025	Zirconium-95	-7.53E-01	8.43E-01	2.58E+00	pCi/L
Ground Water	758241004	12/30/2025	Barium-140	-6.82E-01	3.05E+00	9.68E+00	pCi/L
Ground Water	758241004	12/30/2025	Cesium-134	-2.08E+00	1.11E+00	1.57E+00	pCi/L
Ground Water	758241004	12/30/2025	Cesium-137	9.75E-02	5.49E-01	1.75E+00	pCi/L
Ground Water	758241004	12/30/2025	Cobalt-58	2.95E-01	4.43E-01	1.57E+00	pCi/L
Ground Water	758241004	12/30/2025	Cobalt-60	6.95E-01	4.62E-01	1.70E+00	pCi/L
Ground Water	758241004	12/30/2025	Iodine-131	-4.05E-01	1.21E+00	3.92E+00	pCi/L
Ground Water	758241004	12/30/2025	Iron-59	3.60E-01	1.01E+00	3.48E+00	pCi/L
Ground Water	758241004	12/30/2025	Lanthanum-140	5.46E-02	9.57E-01	3.14E+00	pCi/L
Ground Water	758241004	12/30/2025	Manganese-54	2.23E-01	4.20E-01	1.48E+00	pCi/L
Ground Water	758241004	12/30/2025	Niobium-95	-4.28E-01	5.54E-01	1.65E+00	pCi/L
Ground Water	758241004	12/30/2025	Zinc-65	2.76E+00	1.15E+00	3.48E+00	pCi/L
Ground Water	758241004	12/30/2025	Zirconium-95	2.95E-01	8.74E-01	2.79E+00	pCi/L

GW-1 Quarterly Composite Tritium

Sample Type	Lab ID	Collection Date	Radionuclide	Result	Uncertainty	MDC	Units
Ground Water	716537004	3/25/2025	Tritium	2.63E-01	2.73E+02	8.98E+02	pCi/L
Ground Water	730594004	6/24/2025	Tritium	2.04E+02	1.78E+02	5.51E+02	pCi/L
Ground Water	745953004	9/30/2025	Tritium	-5.78E+01	1.42E+02	4.76E+02	pCi/L
Ground Water	758241004	12/30/2025	Tritium	-1.30E+02	1.00E+02	3.56E+02	pCi/L

GW-2 Quarterly Composite Gamma Spectrum

Sample Type	Lab ID	Collection Date	Radionuclide	Result	Uncertainty	MDC	Units
Ground Water	716537005	3/25/2025	Barium-140	4.39E+00	4.11E+00	1.38E+01	pCi/L
Ground Water	716537005	3/25/2025	Cesium-134	2.59E-01	4.38E-01	1.51E+00	pCi/L
Ground Water	716537005	3/25/2025	Cesium-137	7.63E-01	8.81E-01	1.35E+00	pCi/L
Ground Water	716537005	3/25/2025	Cobalt-58	2.39E-01	4.66E-01	1.60E+00	pCi/L

GW-2 Quarterly Composite Gamma Spectrum

Sample Type	Lab ID	Collection Date	Radionuclide	Result	Uncertainty	MDC	Units
Ground Water	716537005	3/25/2025	Cobalt-60	7.81E-01	4.21E-01	1.49E+00	pCi/L
Ground Water	716537005	3/25/2025	Iodine-131	-8.95E-01	2.07E+00	6.84E+00	pCi/L
Ground Water	716537005	3/25/2025	Iron-59	-1.31E-01	9.99E-01	3.27E+00	pCi/L
Ground Water	716537005	3/25/2025	Lanthanum-140	3.50E-01	1.26E+00	4.29E+00	pCi/L
Ground Water	716537005	3/25/2025	Manganese-54	-6.32E-01	3.77E-01	1.19E+00	pCi/L
Ground Water	716537005	3/25/2025	Niobium-95	-3.55E-01	4.63E-01	1.53E+00	pCi/L
Ground Water	716537005	3/25/2025	Zinc-65	1.93E+00	1.00E+00	3.21E+00	pCi/L
Ground Water	716537005	3/25/2025	Zirconium-95	2.11E-01	7.90E-01	2.71E+00	pCi/L
Ground Water	730594005	6/24/2025	Barium-140	-4.32E+00	3.57E+00	1.12E+01	pCi/L
Ground Water	730594005	6/24/2025	Cesium-134	-1.27E-01	5.85E-01	1.87E+00	pCi/L
Ground Water	730594005	6/24/2025	Cesium-137	8.37E-01	5.30E-01	1.49E+00	pCi/L
Ground Water	730594005	6/24/2025	Cobalt-58	-7.85E-01	5.57E-01	1.66E+00	pCi/L
Ground Water	730594005	6/24/2025	Cobalt-60	1.05E-01	5.51E-01	1.86E+00	pCi/L
Ground Water	730594005	6/24/2025	Iodine-131	1.76E+00	1.62E+00	5.73E+00	pCi/L
Ground Water	730594005	6/24/2025	Iron-59	-2.04E-01	1.11E+00	3.72E+00	pCi/L
Ground Water	730594005	6/24/2025	Lanthanum-140	-8.02E-01	1.35E+00	4.23E+00	pCi/L
Ground Water	730594005	6/24/2025	Manganese-54	-4.96E-01	4.93E-01	1.50E+00	pCi/L
Ground Water	730594005	6/24/2025	Niobium-95	-6.39E-01	9.41E-01	1.79E+00	pCi/L
Ground Water	730594005	6/24/2025	Zinc-65	-9.47E-01	1.22E+00	3.41E+00	pCi/L
Ground Water	730594005	6/24/2025	Zirconium-95	8.53E-02	9.46E-01	3.09E+00	pCi/L
Ground Water	745953005	9/30/2025	Barium-140	5.72E-01	2.30E+00	7.80E+00	pCi/L
Ground Water	745953005	9/30/2025	Cesium-134	-2.25E-01	4.92E-01	1.56E+00	pCi/L
Ground Water	745953005	9/30/2025	Cesium-137	2.84E-02	4.69E-01	1.55E+00	pCi/L
Ground Water	745953005	9/30/2025	Cobalt-58	1.94E-01	4.32E-01	1.30E+00	pCi/L
Ground Water	745953005	9/30/2025	Cobalt-60	-2.14E-01	3.96E-01	1.27E+00	pCi/L
Ground Water	745953005	9/30/2025	Iodine-131	-7.82E-01	1.31E+00	3.31E+00	pCi/L
Ground Water	745953005	9/30/2025	Iron-59	1.79E+00	8.98E-01	3.24E+00	pCi/L
Ground Water	745953005	9/30/2025	Lanthanum-140	4.40E-01	7.99E-01	2.76E+00	pCi/L

GW-2 Quarterly Composite Gamma Spectrum

Sample Type	Lab ID	Collection Date	Radionuclide	Result	Uncertainty	MDC	Units
Ground Water	745953005	9/30/2025	Manganese-54	2.07E-01	4.86E-01	1.61E+00	pCi/L
Ground Water	745953005	9/30/2025	Niobium-95	1.17E+00	6.05E-01	1.49E+00	pCi/L
Ground Water	745953005	9/30/2025	Zinc-65	-3.98E-01	1.02E+00	3.15E+00	pCi/L
Ground Water	745953005	9/30/2025	Zirconium-95	-2.54E-01	9.57E-01	2.43E+00	pCi/L
Ground Water	758241005	12/30/2025	Barium-140	1.83E+00	3.01E+00	9.88E+00	pCi/L
Ground Water	758241005	12/30/2025	Cesium-134	6.08E-01	5.46E-01	1.97E+00	pCi/L
Ground Water	758241005	12/30/2025	Cesium-137	6.50E-01	5.59E-01	1.87E+00	pCi/L
Ground Water	758241005	12/30/2025	Cobalt-58	-3.09E-02	5.29E-01	1.80E+00	pCi/L
Ground Water	758241005	12/30/2025	Cobalt-60	1.28E-01	5.41E-01	1.81E+00	pCi/L
Ground Water	758241005	12/30/2025	Iodine-131	-4.90E-01	1.05E+00	3.39E+00	pCi/L
Ground Water	758241005	12/30/2025	Iron-59	2.43E-01	1.06E+00	3.59E+00	pCi/L
Ground Water	758241005	12/30/2025	Lanthanum-140	-3.62E-01	9.79E-01	3.05E+00	pCi/L
Ground Water	758241005	12/30/2025	Manganese-54	-2.54E-01	5.14E-01	1.52E+00	pCi/L
Ground Water	758241005	12/30/2025	Niobium-95	9.04E-01	5.62E-01	2.06E+00	pCi/L
Ground Water	758241005	12/30/2025	Zinc-65	7.75E-01	9.95E-01	3.48E+00	pCi/L
Ground Water	758241005	12/30/2025	Zirconium-95	-1.19E+00	9.20E-01	2.96E+00	pCi/L
Ground Water	716537005	3/25/2025	Barium-140	4.39E+00	4.11E+00	1.38E+01	pCi/L
Ground Water	716537005	3/25/2025	Cesium-134	2.59E-01	4.38E-01	1.51E+00	pCi/L
Ground Water	716537005	3/25/2025	Cesium-137	7.63E-01	8.81E-01	1.35E+00	pCi/L

GW-2 Quarterly Composite Tritium

Sample Type	Lab ID	Collection Date	Radionuclide	Result	Uncertainty	MDC	Units
Ground Water	716537005	3/25/2025	Tritium	-5.27E+01	2.73E+02	9.05E+02	pCi/L
Ground Water	730594005	6/24/2025	Tritium	-5.66E+01	1.66E+02	5.56E+02	pCi/L
Ground Water	745953005	9/30/2025	Tritium	8.56E+01	1.50E+02	4.81E+02	pCi/L
Ground Water	758241005	12/30/2025	Tritium	-7.71E+01	1.04E+02	3.56E+02	pCi/L

GW-3 Quarterly Composite Gamma Spectrum

Sample Type	Lab ID	Collection Date	Radionuclide	Result	Uncertainty	MDC	Units
Ground Water	716537001	3/25/2025	Barium-140	4.09E+00	2.85E+00	9.85E+00	pCi/L
Ground Water	716537001	3/25/2025	Cesium-134	5.98E-01	4.16E-01	1.42E+00	pCi/L
Ground Water	716537001	3/25/2025	Cesium-137	-5.38E-02	4.27E-01	1.38E+00	pCi/L
Ground Water	716537001	3/25/2025	Cobalt-58	-2.34E-01	4.36E-01	1.36E+00	pCi/L
Ground Water	716537001	3/25/2025	Cobalt-60	5.42E-01	5.18E-01	1.61E+00	pCi/L
Ground Water	716537001	3/25/2025	Iodine-131	7.15E-01	1.21E+00	4.16E+00	pCi/L
Ground Water	716537001	3/25/2025	Iron-59	-1.01E+00	8.75E-01	2.77E+00	pCi/L
Ground Water	716537001	3/25/2025	Lanthanum-140	-7.04E-01	1.08E+00	2.87E+00	pCi/L
Ground Water	716537001	3/25/2025	Manganese-54	7.14E-01	4.19E-01	1.44E+00	pCi/L
Ground Water	716537001	3/25/2025	Niobium-95	-9.79E-02	4.47E-01	1.42E+00	pCi/L
Ground Water	716537001	3/25/2025	Zinc-65	-3.44E-01	9.65E-01	2.78E+00	pCi/L
Ground Water	716537001	3/25/2025	Zirconium-95	-1.34E-01	7.74E-01	2.46E+00	pCi/L
Ground Water	730594001	6/24/2025	Barium-140	9.36E-01	2.94E+00	8.62E+00	pCi/L
Ground Water	730594001	6/24/2025	Cesium-134	-2.07E-01	4.37E-01	1.45E+00	pCi/L
Ground Water	730594001	6/24/2025	Cesium-137	2.27E+00	8.59E-01	1.36E+00	pCi/L
Ground Water	730594001	6/24/2025	Cobalt-58	3.23E-01	4.61E-01	1.43E+00	pCi/L
Ground Water	730594001	6/24/2025	Cobalt-60	-3.71E-01	4.33E-01	1.33E+00	pCi/L
Ground Water	730594001	6/24/2025	Iodine-131	8.59E-01	1.23E+00	4.14E+00	pCi/L
Ground Water	730594001	6/24/2025	Iron-59	-1.13E+00	9.58E-01	2.97E+00	pCi/L
Ground Water	730594001	6/24/2025	Lanthanum-140	3.67E-01	1.02E+00	3.36E+00	pCi/L
Ground Water	730594001	6/24/2025	Manganese-54	8.59E-02	4.52E-01	1.36E+00	pCi/L
Ground Water	730594001	6/24/2025	Niobium-95	-1.78E+00	7.19E-01	1.44E+00	pCi/L
Ground Water	730594001	6/24/2025	Zinc-65	5.75E-03	8.44E-01	2.79E+00	pCi/L
Ground Water	730594001	6/24/2025	Zirconium-95	-8.64E-01	8.12E-01	2.64E+00	pCi/L
Ground Water	745953001	9/30/2025	Barium-140	-4.77E-01	3.52E+00	1.19E+01	pCi/L
Ground Water	745953001	9/30/2025	Cesium-134	2.61E-01	6.63E-01	2.25E+00	pCi/L
Ground Water	745953001	9/30/2025	Cesium-137	6.58E-01	5.93E-01	2.07E+00	pCi/L
Ground Water	745953001	9/30/2025	Cobalt-58	4.41E-01	6.19E-01	2.12E+00	pCi/L

GW-3 Quarterly Composite Gamma Spectrum

Sample Type	Lab ID	Collection Date	Radionuclide	Result	Uncertainty	MDC	Units
Ground Water	745953001	9/30/2025	Cobalt-60	7.58E-01	7.37E-01	2.26E+00	pCi/L
Ground Water	745953001	9/30/2025	Iodine-131	9.78E+00	2.90E+00	5.04E+00	pCi/L
Ground Water	745953001	9/30/2025	Iron-59	-4.02E+00	2.18E+00	4.39E+00	pCi/L
Ground Water	745953001	9/30/2025	Lanthanum-140	1.13E+00	1.19E+00	4.09E+00	pCi/L
Ground Water	745953001	9/30/2025	Manganese-54	-1.26E+00	6.33E-01	1.58E+00	pCi/L
Ground Water	745953001	9/30/2025	Niobium-95	-1.24E+00	1.04E+00	2.15E+00	pCi/L
Ground Water	745953001	9/30/2025	Zinc-65	-5.88E-01	1.26E+00	4.06E+00	pCi/L
Ground Water	745953001	9/30/2025	Zirconium-95	7.56E-01	1.15E+00	3.49E+00	pCi/L
Ground Water	758241001	12/30/2025	Barium-140	-2.06E+00	2.58E+00	8.02E+00	pCi/L
Ground Water	758241001	12/30/2025	Cesium-134	1.52E+00	8.71E-01	1.58E+00	pCi/L
Ground Water	758241001	12/30/2025	Cesium-137	2.37E-01	4.72E-01	1.53E+00	pCi/L
Ground Water	758241001	12/30/2025	Cobalt-58	-2.59E-01	4.72E-01	1.43E+00	pCi/L
Ground Water	758241001	12/30/2025	Cobalt-60	-5.43E-01	5.09E-01	1.38E+00	pCi/L
Ground Water	758241001	12/30/2025	Iodine-131	6.71E-01	1.08E+00	3.63E+00	pCi/L
Ground Water	758241001	12/30/2025	Iron-59	1.61E+00	8.49E-01	3.15E+00	pCi/L
Ground Water	758241001	12/30/2025	Lanthanum-140	-5.05E-01	8.61E-01	2.36E+00	pCi/L
Ground Water	758241001	12/30/2025	Manganese-54	3.50E-01	4.48E-01	1.45E+00	pCi/L
Ground Water	758241001	12/30/2025	Niobium-95	-4.02E-01	7.04E-01	1.53E+00	pCi/L
Ground Water	758241001	12/30/2025	Zinc-65	8.66E-01	7.84E-01	2.81E+00	pCi/L
Ground Water	758241001	12/30/2025	Zirconium-95	-4.86E-01	8.10E-01	2.45E+00	pCi/L

GW-3 Quarterly Composite Tritium

Sample Type	Lab ID	Collection Date	Radionuclide	Result	Uncertainty	MDC	Units
Ground Water	716537001	3/25/2025	Tritium	-7.56E+01	2.76E+02	9.20E+02	pCi/L
Ground Water	730594001	6/24/2025	Tritium	-1.80E+01	1.65E+02	5.45E+02	pCi/L
Ground Water	745953001	9/30/2025	Tritium	6.10E+01	1.50E+02	4.84E+02	pCi/L
Ground Water	758241001	12/30/2025	Tritium	6.51E+01	1.13E+02	3.60E+02	pCi/L

GW-4 Quarterly Composite Gamma Spectrum

Sample Type	Lab ID	Collection Date	Radionuclide	Result	Uncertainty	MDC	Units
Ground Water	716537003	3/25/2025	Barium-140	-8.07E-01	4.39E+00	1.45E+01	pCi/L
Ground Water	716537003	3/25/2025	Cesium-134	-5.04E-01	5.15E-01	1.61E+00	pCi/L
Ground Water	716537003	3/25/2025	Cesium-137	6.47E-02	4.53E-01	1.49E+00	pCi/L
Ground Water	716537003	3/25/2025	Cobalt-58	4.61E-01	5.24E-01	1.74E+00	pCi/L
Ground Water	716537003	3/25/2025	Cobalt-60	5.65E-01	4.43E-01	1.42E+00	pCi/L
Ground Water	716537003	3/25/2025	Iodine-131	-2.98E+00	2.20E+00	7.28E+00	pCi/L
Ground Water	716537003	3/25/2025	Iron-59	-1.31E-01	9.45E-01	3.19E+00	pCi/L
Ground Water	716537003	3/25/2025	Lanthanum-140	1.82E-02	1.31E+00	4.33E+00	pCi/L
Ground Water	716537003	3/25/2025	Manganese-54	-8.94E-01	4.69E-01	1.41E+00	pCi/L
Ground Water	716537003	3/25/2025	Niobium-95	7.24E-01	4.91E-01	1.68E+00	pCi/L
Ground Water	716537003	3/25/2025	Zinc-65	-1.90E+00	8.52E-01	2.62E+00	pCi/L
Ground Water	716537003	3/25/2025	Zirconium-95	-2.72E-01	8.99E-01	2.89E+00	pCi/L
Ground Water	730594003	6/24/2025	Barium-140	1.14E+00	3.22E+00	1.08E+01	pCi/L
Ground Water	730594003	6/24/2025	Cesium-134	3.26E-01	5.10E-01	1.69E+00	pCi/L
Ground Water	730594003	6/24/2025	Cesium-137	-2.65E-01	4.49E-01	1.42E+00	pCi/L
Ground Water	730594003	6/24/2025	Cobalt-58	4.12E-01	4.58E-01	1.54E+00	pCi/L
Ground Water	730594003	6/24/2025	Cobalt-60	8.63E-02	4.54E-01	1.53E+00	pCi/L
Ground Water	730594003	6/24/2025	Iodine-131	7.08E-01	1.43E+00	4.93E+00	pCi/L
Ground Water	730594003	6/24/2025	Iron-59	-1.70E+00	1.08E+00	3.36E+00	pCi/L
Ground Water	730594003	6/24/2025	Lanthanum-140	-2.05E+00	1.35E+00	3.97E+00	pCi/L
Ground Water	730594003	6/24/2025	Manganese-54	-4.15E-01	4.81E-01	1.47E+00	pCi/L
Ground Water	730594003	6/24/2025	Niobium-95	-3.14E-01	5.32E-01	1.67E+00	pCi/L
Ground Water	730594003	6/24/2025	Zinc-65	-2.40E-01	9.68E-01	3.22E+00	pCi/L
Ground Water	730594003	6/24/2025	Zirconium-95	1.20E+00	1.59E+00	2.90E+00	pCi/L
Ground Water	745953003	9/30/2025	Barium-140	2.95E+00	2.91E+00	8.81E+00	pCi/L
Ground Water	745953003	9/30/2025	Cesium-134	1.77E-01	5.96E-01	1.89E+00	pCi/L
Ground Water	745953003	9/30/2025	Cesium-137	6.79E-01	4.79E-01	1.72E+00	pCi/L
Ground Water	745953003	9/30/2025	Cobalt-58	-1.51E-01	6.09E-01	1.65E+00	pCi/L

GW-4 Quarterly Composite Gamma Spectrum

Sample Type	Lab ID	Collection Date	Radionuclide	Result	Uncertainty	MDC	Units
Ground Water	745953003	9/30/2025	Cobalt-60	2.37E-01	5.10E-01	1.69E+00	pCi/L
Ground Water	745953003	9/30/2025	Iodine-131	-7.83E-01	1.07E+00	3.45E+00	pCi/L
Ground Water	745953003	9/30/2025	Iron-59	-8.12E-01	1.27E+00	3.49E+00	pCi/L
Ground Water	745953003	9/30/2025	Lanthanum-140	-7.73E-01	8.89E-01	2.82E+00	pCi/L
Ground Water	745953003	9/30/2025	Manganese-54	5.36E-02	4.73E-01	1.59E+00	pCi/L
Ground Water	745953003	9/30/2025	Niobium-95	-6.37E-01	5.28E-01	1.69E+00	pCi/L
Ground Water	745953003	9/30/2025	Zinc-65	-5.86E-01	1.08E+00	2.95E+00	pCi/L
Ground Water	745953003	9/30/2025	Zirconium-95	-9.23E-01	8.66E-01	2.79E+00	pCi/L
Ground Water	758241003	12/30/2025	Barium-140	-2.46E-01	2.19E+00	7.07E+00	pCi/L
Ground Water	758241003	12/30/2025	Cesium-134	1.73E-01	4.19E-01	1.36E+00	pCi/L
Ground Water	758241003	12/30/2025	Cesium-137	-1.87E-01	4.12E-01	1.29E+00	pCi/L
Ground Water	758241003	12/30/2025	Cobalt-58	1.87E-01	3.90E-01	1.27E+00	pCi/L
Ground Water	758241003	12/30/2025	Cobalt-60	1.15E+00	3.88E-01	1.56E+00	pCi/L
Ground Water	758241003	12/30/2025	Iodine-131	-1.28E+00	8.94E-01	2.82E+00	pCi/L
Ground Water	758241003	12/30/2025	Iron-59	3.97E-01	6.99E-01	2.47E+00	pCi/L
Ground Water	758241003	12/30/2025	Lanthanum-140	5.58E-02	7.27E-01	2.42E+00	pCi/L
Ground Water	758241003	12/30/2025	Manganese-54	4.17E-01	3.57E-01	1.21E+00	pCi/L
Ground Water	758241003	12/30/2025	Niobium-95	4.03E-02	4.19E-01	1.23E+00	pCi/L
Ground Water	758241003	12/30/2025	Zinc-65	-5.80E-01	7.89E-01	2.56E+00	pCi/L
Ground Water	758241003	12/30/2025	Zirconium-95	7.16E-01	7.29E-01	2.45E+00	pCi/L

GW-4 Quarterly Composite Tritium

Sample Type	Lab ID	Collection Date	Radionuclide	Result	Uncertainty	MDC	Units
Ground Water	716537003	3/25/2025	Tritium	5.14E+01	2.79E+02	9.09E+02	pCi/L
Ground Water	730594003	6/24/2025	Tritium	9.29E+01	1.72E+02	5.49E+02	pCi/L
Ground Water	745953003	9/30/2025	Tritium	1.22E+02	1.51E+02	4.80E+02	pCi/L
Ground Water	758241003	12/30/2025	Tritium	1.34E+02	1.13E+02	3.48E+02	pCi/L

GW-5 Quarterly Composite Gamma Spectrum

Sample Type	Lab ID	Collection Date	Radionuclide	Result	Uncertainty	MDC	Units
Ground Water	716537002	3/25/2025	Barium-140	-1.13E+00	4.29E+00	1.40E+01	pCi/L
Ground Water	716537002	3/25/2025	Cesium-134	4.31E-01	1.01E+00	1.71E+00	pCi/L
Ground Water	716537002	3/25/2025	Cesium-137	8.44E-01	5.39E-01	1.42E+00	pCi/L
Ground Water	716537002	3/25/2025	Cobalt-58	-9.61E-01	4.94E-01	1.41E+00	pCi/L
Ground Water	716537002	3/25/2025	Cobalt-60	2.98E-01	4.78E-01	1.63E+00	pCi/L
Ground Water	716537002	3/25/2025	Iodine-131	1.84E+00	2.12E+00	7.31E+00	pCi/L
Ground Water	716537002	3/25/2025	Iron-59	1.05E+00	1.04E+00	3.63E+00	pCi/L
Ground Water	716537002	3/25/2025	Lanthanum-140	-2.14E+00	1.95E+00	4.98E+00	pCi/L
Ground Water	716537002	3/25/2025	Manganese-54	-5.69E-01	4.70E-01	1.40E+00	pCi/L
Ground Water	716537002	3/25/2025	Niobium-95	4.12E-01	5.72E-01	1.70E+00	pCi/L
Ground Water	716537002	3/25/2025	Zinc-65	-7.14E-01	8.97E-01	2.87E+00	pCi/L
Ground Water	716537002	3/25/2025	Zirconium-95	-1.47E+00	1.59E+00	3.04E+00	pCi/L
Ground Water	730594002	6/24/2025	Barium-140	1.70E+00	3.39E+00	1.01E+01	pCi/L
Ground Water	730594002	6/24/2025	Cesium-134	-1.35E-01	4.67E-01	1.56E+00	pCi/L
Ground Water	730594002	6/24/2025	Cesium-137	9.18E-01	4.59E-01	1.61E+00	pCi/L
Ground Water	730594002	6/24/2025	Cobalt-58	4.95E-02	4.66E-01	1.58E+00	pCi/L
Ground Water	730594002	6/24/2025	Cobalt-60	1.22E-01	4.79E-01	1.59E+00	pCi/L
Ground Water	730594002	6/24/2025	Iodine-131	3.28E+00	1.57E+00	5.51E+00	pCi/L
Ground Water	730594002	6/24/2025	Iron-59	-1.05E+00	1.07E+00	3.35E+00	pCi/L
Ground Water	730594002	6/24/2025	Lanthanum-140	1.94E+00	1.27E+00	4.52E+00	pCi/L
Ground Water	730594002	6/24/2025	Manganese-54	3.61E-01	4.92E-01	1.53E+00	pCi/L
Ground Water	730594002	6/24/2025	Niobium-95	-9.10E-01	7.67E-01	1.80E+00	pCi/L
Ground Water	730594002	6/24/2025	Zinc-65	1.29E+00	9.23E-01	3.30E+00	pCi/L
Ground Water	730594002	6/24/2025	Zirconium-95	-9.19E-01	8.62E-01	2.78E+00	pCi/L
Ground Water	745953002	9/30/2025	Barium-140	-2.13E+00	2.66E+00	8.27E+00	pCi/L
Ground Water	745953002	9/30/2025	Cesium-134	4.06E-01	4.78E-01	1.68E+00	pCi/L
Ground Water	745953002	9/30/2025	Cesium-137	2.77E-02	7.51E-01	1.74E+00	pCi/L

GW-5 Quarterly Composite Gamma Spectrum

Sample Type	Lab ID	Collection Date	Radionuclide	Result	Uncertainty	MDC	Units
Ground Water	745953002	9/30/2025	Cobalt-58	3.69E-01	4.59E-01	1.61E+00	pCi/L
Ground Water	745953002	9/30/2025	Cobalt-60	-7.60E-01	4.71E-01	1.35E+00	pCi/L
Ground Water	745953002	9/30/2025	Iodine-131	-4.10E-01	9.90E-01	3.22E+00	pCi/L
Ground Water	745953002	9/30/2025	Iron-59	-6.24E-01	9.47E-01	3.01E+00	pCi/L
Ground Water	745953002	9/30/2025	Lanthanum-140	4.72E-01	9.41E-01	2.79E+00	pCi/L
Ground Water	745953002	9/30/2025	Manganese-54	-3.42E-01	4.41E-01	1.43E+00	pCi/L
Ground Water	745953002	9/30/2025	Niobium-95	-1.05E+00	6.22E-01	1.49E+00	pCi/L
Ground Water	745953002	9/30/2025	Zinc-65	2.42E-01	9.75E-01	3.27E+00	pCi/L
Ground Water	745953002	9/30/2025	Zirconium-95	-2.31E-01	8.45E-01	2.83E+00	pCi/L
Ground Water	758241002	12/30/2025	Barium-140	3.13E-02	2.13E+00	6.79E+00	pCi/L
Ground Water	758241002	12/30/2025	Cesium-134	-6.78E-01	7.48E-01	1.19E+00	pCi/L
Ground Water	758241002	12/30/2025	Cesium-137	7.38E-01	3.72E-01	1.29E+00	pCi/L
Ground Water	758241002	12/30/2025	Cobalt-58	4.99E-01	4.90E-01	1.23E+00	pCi/L
Ground Water	758241002	12/30/2025	Cobalt-60	7.17E-01	3.71E-01	1.38E+00	pCi/L
Ground Water	758241002	12/30/2025	Iodine-131	-1.35E+00	8.26E-01	2.52E+00	pCi/L
Ground Water	758241002	12/30/2025	Iron-59	-1.27E+00	7.36E-01	2.22E+00	pCi/L
Ground Water	758241002	12/30/2025	Lanthanum-140	7.62E-01	7.17E-01	2.52E+00	pCi/L
Ground Water	758241002	12/30/2025	Manganese-54	-2.48E-01	3.23E-01	1.07E+00	pCi/L
Ground Water	758241002	12/30/2025	Niobium-95	-8.43E-01	5.32E-01	1.24E+00	pCi/L
Ground Water	758241002	12/30/2025	Zinc-65	5.30E-01	6.91E-01	2.42E+00	pCi/L
Ground Water	758241002	12/30/2025	Zirconium-95	-1.11E+00	5.85E-01	1.83E+00	pCi/L

GW-5 Quarterly Composite Tritium

Sample Type	Lab ID	Collection Date	Radionuclide	Result	Uncertainty	MDC	Units
Ground Water	716537002	3/25/2025	Tritium	-2.59E+01	2.74E+02	9.05E+02	pCi/L
Ground Water	730594002	6/24/2025	Tritium	7.51E+01	1.73E+02	5.57E+02	pCi/L
Ground Water	745953002	9/30/2025	Tritium	2.30E+02	1.54E+02	4.75E+02	pCi/L
Ground Water	758241002	12/30/2025	Tritium	-3.32E+01	1.07E+02	3.60E+02	pCi/L

SS-1 Gamma Spectrum

Sample Type	Lab ID	Collection Date	Radionuclide	Result	Uncertainty	MDC	Units
Sediment	704648002	1/14/2025	Cesium-134	1.39E+01	1.70E+01	6.26E+01	pCi/kg
Sediment	704648002	1/14/2025	Cesium-137	5.52E+01	1.74E+01	4.85E+01	pCi/kg
Sediment	733695002	7/15/2025	Cesium-134	7.16E+01	2.38E+01	7.29E+01	pCi/kg
Sediment	733695002	7/15/2025	Cesium-137	2.05E+01	1.93E+01	2.47E+01	pCi/kg

SS-2 Gamma Spectrum

Sample Type	Lab ID	Collection Date	Radionuclide	Result	Uncertainty	MDC	Units
Sediment	704648004	1/14/2025	Cesium-134	-1.73E+01	1.02E+01	2.32E+01	pCi/kg
Sediment	704648004	1/14/2025	Cesium-137	-9.42E+00	1.13E+01	3.42E+01	pCi/kg
Sediment	733695004	7/15/2025	Cesium-134	-4.78E+00	1.13E+01	2.98E+01	pCi/kg
Sediment	733695004	7/15/2025	Cesium-137	-7.90E+00	8.03E+00	2.23E+01	pCi/kg

SS-3 Gamma Spectrum

Sample Type	Lab ID	Collection Date	Radionuclide	Result	Uncertainty	MDC	Units
Sediment	704648003	1/14/2025	Cesium-134	2.78E+01	1.61E+01	3.27E+01	pCi/kg
Sediment	704648003	1/14/2025	Cesium-137	-1.94E+00	6.60E+00	2.18E+01	pCi/kg
Sediment	733695003	7/15/2025	Cesium-134	5.65E+00	1.37E+01	4.96E+01	pCi/kg
Sediment	733695003	7/15/2025	Cesium-137	-1.75E+00	1.08E+01	3.58E+01	pCi/kg

SS-4 Gamma Spectrum

Sample Type	Lab ID	Collection Date	Radionuclide	Result	Uncertainty	MDC	Units
Sediment	704648001	1/14/2025	Cesium-134	9.07E+01	3.23E+01	7.71E+01	pCi/kg
Sediment	704648001	1/14/2025	Cesium-137	6.23E+01	2.68E+01	7.85E+01	pCi/kg
Sediment	733695001	7/15/2025	Cesium-134	5.81E+00	1.14E+01	4.19E+01	pCi/kg
Sediment	733695001	7/15/2025	Cesium-137	1.84E+01	1.41E+01	5.24E+01	pCi/kg

F-1 Semiannual Gamma Spectrum

Sample Type	Lab ID	Collection Date	Radionuclide	Result	Uncertainty	MDC	Units
Catfish	725668001	5/20/2025	Cesium-134	2.90E-01	2.55E+00	8.32E+00	pCi/kg
Catfish	725668001	5/20/2025	Cesium-137	-2.50E+00	2.23E+00	6.64E+00	pCi/kg
Catfish	725668001	5/20/2025	Cobalt-58	-3.80E+00	2.25E+00	5.73E+00	pCi/kg
Catfish	725668001	5/20/2025	Cobalt-60	-2.58E-01	2.31E+00	7.66E+00	pCi/kg
Catfish	725668001	5/20/2025	Iron-59	-2.55E-01	6.52E+00	1.95E+01	pCi/kg
Catfish	725668001	5/20/2025	Manganese-54	-8.93E-01	2.21E+00	6.86E+00	pCi/kg
Catfish	725668001	5/20/2025	Zinc-65	3.98E+00	5.39E+00	1.93E+01	pCi/kg
Bass	725668002	5/20/2025	Cesium-134	-7.32E-01	2.25E+00	6.96E+00	pCi/kg
Bass	725668002	5/20/2025	Cesium-137	1.81E+00	2.25E+00	7.70E+00	pCi/kg
Bass	725668002	5/20/2025	Cobalt-58	1.12E+00	2.73E+00	9.00E+00	pCi/kg
Bass	725668002	5/20/2025	Cobalt-60	5.91E-01	2.74E+00	8.18E+00	pCi/kg
Bass	725668002	5/20/2025	Iron-59	1.51E+01	7.91E+00	2.98E+01	pCi/kg
Bass	725668002	5/20/2025	Manganese-54	-1.72E+00	2.76E+00	8.38E+00	pCi/kg
Bass	725668002	5/20/2025	Zinc-65	-2.17E+00	6.67E+00	1.90E+01	pCi/kg

F-2 Semiannual Gamma Spectrum

Sample Type	Lab ID	Collection Date	Radionuclide	Result	Uncertainty	MDC	Units
Bass	758224002	12/30/2025	Cesium-134	-2.68E+00	1.82E+00	4.30E+00	pCi/kg
Bass	758224002	12/30/2025	Cesium-137	1.86E-01	1.53E+00	4.84E+00	pCi/kg
Bass	758224002	12/30/2025	Cobalt-58	1.22E+00	1.24E+00	4.51E+00	pCi/kg
Bass	758224002	12/30/2025	Cobalt-60	-8.52E-01	1.43E+00	4.48E+00	pCi/kg
Bass	758224002	12/30/2025	Iron-59	-7.00E-01	2.69E+00	8.83E+00	pCi/kg
Bass	758224002	12/30/2025	Manganese-54	2.55E+00	1.29E+00	4.87E+00	pCi/kg
Bass	758224002	12/30/2025	Zinc-65	-1.42E+00	3.46E+00	1.13E+01	pCi/kg

FP-1 Semiannual Gamma Spectrum

Sample Type	Lab ID	Collection Date	Radionuclide	Result	Uncertainty	MDC	Units
Food Product	752555001	11/11/2025	Cesium-134	-2.03E+00	1.47E+00	4.85E+00	pCi/kg
Food Product	752555001	11/11/2025	Cesium-137	-8.54E-01	1.49E+00	4.57E+00	pCi/kg
Food Product	752555001	11/11/2025	Iodine-131	-1.36E+00	2.70E+00	8.04E+00	pCi/kg

BL-1 Gamma Spectrum

Sample Type	Lab ID	Collection Date	Radionuclide	Result	Uncertainty	MDC	Units
Broad Leaf-Grasses	706688001	1/28/2025	Barium-140	4.24E+01	2.58E+01	8.95E+01	pCi/kg
Broad Leaf-Grasses	706688001	1/28/2025	Cesium-134	9.56E+00	1.33E+01	2.20E+01	pCi/kg
Broad Leaf-Grasses	706688001	1/28/2025	Cesium-137	-6.06E+00	6.11E+00	1.93E+01	pCi/kg
Broad Leaf-Grasses	706688001	1/28/2025	Iodine-131	8.50E+00	9.01E+00	3.12E+01	pCi/kg
Broad Leaf-Grasses	706688001	1/28/2025	Lanthanum-140	-1.49E+00	1.04E+01	3.38E+01	pCi/kg
Broad Leaf-Grasses	710681001	2/25/2025	Barium-140	2.23E+01	1.91E+01	6.52E+01	pCi/kg
Broad Leaf-Grasses	710681001	2/25/2025	Cesium-134	8.87E+00	7.87E+00	1.62E+01	pCi/kg
Broad Leaf-Grasses	710681001	2/25/2025	Cesium-137	2.43E+01	9.37E+00	1.42E+01	pCi/kg
Broad Leaf-Grasses	710681001	2/25/2025	Iodine-131	7.75E+00	6.11E+00	2.13E+01	pCi/kg
Broad Leaf-Grasses	710681001	2/25/2025	Lanthanum-140	-5.10E+00	7.70E+00	2.09E+01	pCi/kg
Broad Leaf-Grasses	716527001	3/25/2025	Barium-140	3.51E+01	3.16E+01	1.08E+02	pCi/kg
Broad Leaf-Grasses	716527001	3/25/2025	Cesium-134	-3.45E+00	7.46E+00	2.38E+01	pCi/kg
Broad Leaf-Grasses	716527001	3/25/2025	Cesium-137	7.47E+00	6.82E+00	2.31E+01	pCi/kg
Broad Leaf-Grasses	716527001	3/25/2025	Iodine-131	7.39E+00	1.07E+01	3.70E+01	pCi/kg
Broad Leaf-Grasses	716527001	3/25/2025	Lanthanum-140	6.52E+00	1.04E+01	3.54E+01	pCi/kg
Broad Leaf-Grasses	722130001	4/29/2025	Barium-140	1.55E+01	4.74E+01	1.59E+02	pCi/kg
Broad Leaf-Grasses	722130001	4/29/2025	Cesium-134	5.35E+00	1.03E+01	3.22E+01	pCi/kg
Broad Leaf-Grasses	722130001	4/29/2025	Cesium-137	2.24E+00	9.01E+00	2.96E+01	pCi/kg
Broad Leaf-Grasses	722130001	4/29/2025	Iodine-131	-8.51E+00	1.68E+01	5.63E+01	pCi/kg
Broad Leaf-Grasses	722130001	4/29/2025	Lanthanum-140	6.14E+00	2.07E+01	6.80E+01	pCi/kg
Broad Leaf-Grasses	726376001	5/27/2025	Barium-140	1.17E+01	1.88E+01	6.42E+01	pCi/kg
Broad Leaf-Grasses	726376001	5/27/2025	Cesium-134	4.03E-01	5.14E+00	1.66E+01	pCi/kg

BL-1 Gamma Spectrum

Sample Type	Lab ID	Collection Date	Radionuclide	Result	Uncertainty	MDC	Units
Broad Leaf-Grasses	726376001	5/27/2025	Cesium-137	3.20E+00	5.09E+00	1.71E+01	pCi/kg
Broad Leaf-Grasses	726376001	5/27/2025	Iodine-131	6.40E+00	7.16E+00	2.50E+01	pCi/kg
Broad Leaf-Grasses	726376001	5/27/2025	Lanthanum-140	-2.80E+00	7.92E+00	2.51E+01	pCi/kg
Broad Leaf-Grasses	730608001	6/24/2025	Barium-140	1.66E+01	1.13E+01	3.89E+01	pCi/kg
Broad Leaf-Grasses	730608001	6/24/2025	Cesium-134	-3.12E+00	3.35E+00	1.04E+01	pCi/kg
Broad Leaf-Grasses	730608001	6/24/2025	Cesium-137	-3.72E-01	2.92E+00	9.49E+00	pCi/kg
Broad Leaf-Grasses	730608001	6/24/2025	Iodine-131	2.69E+00	3.41E+00	1.18E+01	pCi/kg
Broad Leaf-Grasses	730608001	6/24/2025	Lanthanum-140	1.70E+00	4.17E+00	1.39E+01	pCi/kg
Broad Leaf-Grasses	735987001	7/29/2025	Barium-140	1.40E+01	2.98E+01	1.04E+02	pCi/kg
Broad Leaf-Grasses	735987001	7/29/2025	Cesium-134	-4.13E-01	2.95E+00	9.86E+00	pCi/kg
Broad Leaf-Grasses	735987001	7/29/2025	Cesium-137	7.73E-01	2.68E+00	9.18E+00	pCi/kg
Broad Leaf-Grasses	735987001	7/29/2025	Iodine-131	-1.15E+00	1.93E+01	5.68E+01	pCi/kg
Broad Leaf-Grasses	735987001	7/29/2025	Lanthanum-140	-1.06E+01	1.07E+01	3.19E+01	pCi/kg
Broad Leaf-Grasses	740468001	8/26/2025	Barium-140	1.23E+01	3.87E+01	1.33E+02	pCi/kg
Broad Leaf-Grasses	740468001	8/26/2025	Cesium-134	7.81E+00	8.65E+00	3.05E+01	pCi/kg
Broad Leaf-Grasses	740468001	8/26/2025	Cesium-137	5.30E+00	9.27E+00	3.19E+01	pCi/kg
Broad Leaf-Grasses	740468001	8/26/2025	Iodine-131	7.88E+00	1.67E+01	5.87E+01	pCi/kg
Broad Leaf-Grasses	740468001	8/26/2025	Lanthanum-140	4.35E+00	1.53E+01	5.22E+01	pCi/kg
Broad Leaf-Grasses	745944001	9/30/2025	Barium-140	1.27E+02	6.58E+01	1.31E+02	pCi/kg
Broad Leaf-Grasses	745944001	9/30/2025	Cesium-134	1.51E+01	8.15E+00	3.01E+01	pCi/kg
Broad Leaf-Grasses	745944001	9/30/2025	Cesium-137	-7.05E+00	1.13E+01	2.72E+01	pCi/kg
Broad Leaf-Grasses	745944001	9/30/2025	Iodine-131	6.46E+00	1.66E+01	5.56E+01	pCi/kg
Broad Leaf-Grasses	745944001	9/30/2025	Lanthanum-140	-9.41E-01	1.63E+01	5.20E+01	pCi/kg
Broad Leaf-Grasses	749940001	10/28/2025	Barium-140	-3.64E+01	2.97E+01	7.99E+01	pCi/kg
Broad Leaf-Grasses	749940001	10/28/2025	Cesium-134	4.22E+00	7.71E+00	2.72E+01	pCi/kg
Broad Leaf-Grasses	749940001	10/28/2025	Cesium-137	7.94E+00	7.36E+00	2.69E+01	pCi/kg
Broad Leaf-Grasses	749940001	10/28/2025	Iodine-131	-7.87E+00	1.35E+01	3.78E+01	pCi/kg
Broad Leaf-Grasses	749940001	10/28/2025	Lanthanum-140	2.71E+00	1.25E+01	4.13E+01	pCi/kg

BL-1 Gamma Spectrum

Sample Type	Lab ID	Collection Date	Radionuclide	Result	Uncertainty	MDC	Units
Broad Leaf-Grasses	754486001	11/25/2025	Barium-140	1.32E+01	1.20E+01	4.00E+01	pCi/kg
Broad Leaf-Grasses	754486001	11/25/2025	Cesium-134	7.08E+00	4.16E+00	9.37E+00	pCi/kg
Broad Leaf-Grasses	754486001	11/25/2025	Cesium-137	1.66E+00	4.75E+00	9.34E+00	pCi/kg
Broad Leaf-Grasses	754486001	11/25/2025	Iodine-131	-5.54E+00	4.07E+00	1.30E+01	pCi/kg
Broad Leaf-Grasses	754486001	11/25/2025	Lanthanum-140	5.61E+00	6.56E+00	1.06E+01	pCi/kg
Broad Leaf-Grasses	758239001	12/30/2025	Barium-140	1.15E+01	1.66E+01	5.47E+01	pCi/kg
Broad Leaf-Grasses	758239001	12/30/2025	Cesium-134	5.10E+00	3.61E+00	1.21E+01	pCi/kg
Broad Leaf-Grasses	758239001	12/30/2025	Cesium-137	-2.99E-01	3.61E+00	1.14E+01	pCi/kg
Broad Leaf-Grasses	758239001	12/30/2025	Iodine-131	7.87E+00	5.83E+00	1.99E+01	pCi/kg
Broad Leaf-Grasses	758239001	12/30/2025	Lanthanum-140	-2.08E+00	5.41E+00	1.75E+01	pCi/kg

BL-2 Gamma Spectrum

Sample Type	Lab ID	Collection Date	Radionuclide	Result	Uncertainty	MDC	Units
Broad Leaf-Grasses	706688003	1/28/2025	Barium-140	2.47E+01	2.70E+01	9.21E+01	pCi/kg
Broad Leaf-Grasses	706688003	1/28/2025	Cesium-134	7.56E+00	6.21E+00	2.10E+01	pCi/kg
Broad Leaf-Grasses	706688003	1/28/2025	Cesium-137	9.01E+00	5.70E+00	1.96E+01	pCi/kg
Broad Leaf-Grasses	706688003	1/28/2025	Iodine-131	6.33E+00	1.59E+01	2.84E+01	pCi/kg
Broad Leaf-Grasses	706688003	1/28/2025	Lanthanum-140	-8.32E+00	8.37E+00	2.60E+01	pCi/kg
Broad Leaf-Grasses	710681003	2/25/2025	Barium-140	-1.15E+01	1.94E+01	6.24E+01	pCi/kg
Broad Leaf-Grasses	710681003	2/25/2025	Cesium-134	-1.41E+00	4.67E+00	1.47E+01	pCi/kg
Broad Leaf-Grasses	710681003	2/25/2025	Cesium-137	-1.38E+00	4.63E+00	1.49E+01	pCi/kg
Broad Leaf-Grasses	710681003	2/25/2025	Iodine-131	1.55E+01	1.40E+01	2.04E+01	pCi/kg
Broad Leaf-Grasses	710681003	2/25/2025	Lanthanum-140	-1.22E+01	6.00E+00	1.68E+01	pCi/kg
Broad Leaf-Grasses	716527003	3/25/2025	Barium-140	8.46E+00	2.93E+01	9.61E+01	pCi/kg
Broad Leaf-Grasses	716527003	3/25/2025	Cesium-134	9.49E+00	6.30E+00	2.18E+01	pCi/kg
Broad Leaf-Grasses	716527003	3/25/2025	Cesium-137	1.01E+01	6.48E+00	2.18E+01	pCi/kg
Broad Leaf-Grasses	716527003	3/25/2025	Iodine-131	1.06E+00	1.08E+01	3.64E+01	pCi/kg
Broad Leaf-Grasses	716527003	3/25/2025	Lanthanum-140	1.20E+01	9.55E+00	3.42E+01	pCi/kg

BL-2 Gamma Spectrum

Sample Type	Lab ID	Collection Date	Radionuclide	Result	Uncertainty	MDC	Units
Broad Leaf-Grasses	722130003	4/29/2025	Barium-140	-1.30E+01	1.82E+01	5.52E+01	pCi/kg
Broad Leaf-Grasses	722130003	4/29/2025	Cesium-134	-3.95E+00	3.47E+00	1.06E+01	pCi/kg
Broad Leaf-Grasses	722130003	4/29/2025	Cesium-137	3.67E+00	2.82E+00	9.73E+00	pCi/kg
Broad Leaf-Grasses	722130003	4/29/2025	Iodine-131	1.82E+01	1.14E+01	2.66E+01	pCi/kg
Broad Leaf-Grasses	722130003	4/29/2025	Lanthanum-140	6.12E+00	5.85E+00	2.08E+01	pCi/kg
Broad Leaf-Grasses	726376003	5/27/2025	Barium-140	-1.24E+01	5.57E+01	1.30E+02	pCi/kg
Broad Leaf-Grasses	726376003	5/27/2025	Cesium-134	1.25E+01	8.51E+00	2.94E+01	pCi/kg
Broad Leaf-Grasses	726376003	5/27/2025	Cesium-137	-8.93E+00	7.77E+00	2.39E+01	pCi/kg
Broad Leaf-Grasses	726376003	5/27/2025	Iodine-131	2.15E+00	1.21E+01	4.10E+01	pCi/kg
Broad Leaf-Grasses	726376003	5/27/2025	Lanthanum-140	8.46E+00	9.85E+00	3.49E+01	pCi/kg
Broad Leaf-Grasses	730608003	6/24/2025	Barium-140	-8.26E+00	1.84E+01	6.02E+01	pCi/kg
Broad Leaf-Grasses	730608003	6/24/2025	Cesium-134	-4.98E+00	4.95E+00	1.53E+01	pCi/kg
Broad Leaf-Grasses	730608003	6/24/2025	Cesium-137	1.87E+00	5.08E+00	1.69E+01	pCi/kg
Broad Leaf-Grasses	730608003	6/24/2025	Iodine-131	-8.97E-01	5.81E+00	1.77E+01	pCi/kg
Broad Leaf-Grasses	730608003	6/24/2025	Lanthanum-140	1.93E-01	5.95E+00	1.97E+01	pCi/kg
Broad Leaf-Grasses	735987003	7/29/2025	Barium-140	-6.39E+01	5.29E+01	9.30E+01	pCi/kg
Broad Leaf-Grasses	735987003	7/29/2025	Cesium-134	-1.82E+00	2.44E+00	8.17E+00	pCi/kg
Broad Leaf-Grasses	735987003	7/29/2025	Cesium-137	5.02E-01	2.17E+00	7.69E+00	pCi/kg
Broad Leaf-Grasses	735987003	7/29/2025	Iodine-131	9.18E+00	1.70E+01	5.32E+01	pCi/kg
Broad Leaf-Grasses	735987003	7/29/2025	Lanthanum-140	4.51E+00	8.83E+00	3.04E+01	pCi/kg
Broad Leaf-Grasses	740468003	8/26/2025	Barium-140	1.71E+01	4.26E+01	1.45E+02	pCi/kg
Broad Leaf-Grasses	740468003	8/26/2025	Cesium-134	5.57E+00	8.72E+00	2.96E+01	pCi/kg
Broad Leaf-Grasses	740468003	8/26/2025	Cesium-137	2.34E+00	8.64E+00	2.88E+01	pCi/kg
Broad Leaf-Grasses	740468003	8/26/2025	Iodine-131	1.86E+01	1.50E+01	5.38E+01	pCi/kg
Broad Leaf-Grasses	740468003	8/26/2025	Lanthanum-140	1.53E+01	1.83E+01	3.97E+01	pCi/kg
Broad Leaf-Grasses	745944003	9/30/2025	Barium-140	-1.39E+01	3.24E+01	9.39E+01	pCi/kg
Broad Leaf-Grasses	745944003	9/30/2025	Cesium-134	-1.92E+00	7.33E+00	2.23E+01	pCi/kg
Broad Leaf-Grasses	745944003	9/30/2025	Cesium-137	-2.60E+00	5.65E+00	1.81E+01	pCi/kg

BL-2 Gamma Spectrum

Sample Type	Lab ID	Collection Date	Radionuclide	Result	Uncertainty	MDC	Units
Broad Leaf-Grasses	745944003	9/30/2025	Iodine-131	1.10E+01	9.68E+00	3.49E+01	pCi/kg
Broad Leaf-Grasses	745944003	9/30/2025	Lanthanum-140	-1.36E+01	7.75E+00	1.80E+01	pCi/kg
Broad Leaf-Grasses	749940003	10/28/2025	Barium-140	4.49E+01	2.36E+01	8.36E+01	pCi/kg
Broad Leaf-Grasses	749940003	10/28/2025	Cesium-134	7.63E-02	4.79E+00	1.61E+01	pCi/kg
Broad Leaf-Grasses	749940003	10/28/2025	Cesium-137	7.07E+00	5.03E+00	1.71E+01	pCi/kg
Broad Leaf-Grasses	749940003	10/28/2025	Iodine-131	6.25E+00	8.86E+00	2.94E+01	pCi/kg
Broad Leaf-Grasses	749940003	10/28/2025	Lanthanum-140	9.75E-01	7.81E+00	2.52E+01	pCi/kg
Broad Leaf-Grasses	754486003	11/25/2025	Barium-140	-3.89E+00	1.04E+01	3.27E+01	pCi/kg
Broad Leaf-Grasses	754486003	11/25/2025	Cesium-134	3.64E+00	3.42E+00	7.92E+00	pCi/kg
Broad Leaf-Grasses	754486003	11/25/2025	Cesium-137	7.83E+00	4.61E+00	6.26E+00	pCi/kg
Broad Leaf-Grasses	754486003	11/25/2025	Iodine-131	1.57E-02	3.81E+00	1.24E+01	pCi/kg
Broad Leaf-Grasses	754486003	11/25/2025	Lanthanum-140	9.68E-01	3.89E+00	1.15E+01	pCi/kg
Broad Leaf-Grasses	758239003	12/30/2025	Barium-140	-1.31E+01	1.74E+01	5.57E+01	pCi/kg
Broad Leaf-Grasses	758239003	12/30/2025	Cesium-134	-3.89E+00	4.01E+00	1.22E+01	pCi/kg
Broad Leaf-Grasses	758239003	12/30/2025	Cesium-137	-3.70E-02	3.54E+00	1.15E+01	pCi/kg
Broad Leaf-Grasses	758239003	12/30/2025	Iodine-131	-2.46E+00	5.63E+00	1.88E+01	pCi/kg
Broad Leaf-Grasses	758239003	12/30/2025	Lanthanum-140	-2.23E+00	5.63E+00	1.83E+01	pCi/kg

BL-3 Gamma Spectrum

Sample Type	Lab ID	Collection Date	Radionuclide	Result	Uncertainty	MDC	Units
Broad Leaf-Grasses	706688002	1/28/2025	Barium-140	-7.70E+01	5.32E+01	8.29E+01	pCi/kg
Broad Leaf-Grasses	706688002	1/28/2025	Cesium-134	1.54E+01	5.58E+00	2.04E+01	pCi/kg
Broad Leaf-Grasses	706688002	1/28/2025	Cesium-137	1.54E+01	1.12E+01	1.81E+01	pCi/kg
Broad Leaf-Grasses	706688002	1/28/2025	Iodine-131	2.09E+00	8.48E+00	2.85E+01	pCi/kg
Broad Leaf-Grasses	706688002	1/28/2025	Lanthanum-140	3.56E+00	9.30E+00	2.80E+01	pCi/kg
Broad Leaf-Grasses	710681002	2/25/2025	Barium-140	2.15E+01	1.99E+01	6.65E+01	pCi/kg
Broad Leaf-Grasses	710681002	2/25/2025	Cesium-134	1.20E+01	6.51E+00	1.65E+01	pCi/kg
Broad Leaf-Grasses	710681002	2/25/2025	Cesium-137	1.52E+01	7.99E+00	1.45E+01	pCi/kg

BL-3 Gamma Spectrum

Sample Type	Lab ID	Collection Date	Radionuclide	Result	Uncertainty	MDC	Units
Broad Leaf-Grasses	710681002	2/25/2025	Iodine-131	3.71E+00	6.50E+00	2.20E+01	pCi/kg
Broad Leaf-Grasses	710681002	2/25/2025	Lanthanum-140	-1.09E+01	6.71E+00	2.09E+01	pCi/kg
Broad Leaf-Grasses	716527002	3/25/2025	Barium-140	4.12E+00	2.67E+01	8.76E+01	pCi/kg
Broad Leaf-Grasses	716527002	3/25/2025	Cesium-134	1.27E+01	6.35E+00	2.17E+01	pCi/kg
Broad Leaf-Grasses	716527002	3/25/2025	Cesium-137	6.42E+00	6.06E+00	2.02E+01	pCi/kg
Broad Leaf-Grasses	716527002	3/25/2025	Iodine-131	-3.80E+00	9.24E+00	3.06E+01	pCi/kg
Broad Leaf-Grasses	716527002	3/25/2025	Lanthanum-140	4.15E+00	9.17E+00	3.05E+01	pCi/kg
Broad Leaf-Grasses	722130002	4/29/2025	Barium-140	4.23E+01	2.92E+01	1.01E+02	pCi/kg
Broad Leaf-Grasses	722130002	4/29/2025	Cesium-134	5.93E+00	4.52E+00	1.62E+01	pCi/kg
Broad Leaf-Grasses	722130002	4/29/2025	Cesium-137	1.50E+00	4.84E+00	1.57E+01	pCi/kg
Broad Leaf-Grasses	722130002	4/29/2025	Iodine-131	-6.56E+00	1.79E+01	4.18E+01	pCi/kg
Broad Leaf-Grasses	722130002	4/29/2025	Lanthanum-140	2.06E+01	1.06E+01	4.01E+01	pCi/kg
Broad Leaf-Grasses	726376002	5/27/2025	Barium-140	2.37E+01	2.92E+01	1.01E+02	pCi/kg
Broad Leaf-Grasses	726376002	5/27/2025	Cesium-134	5.61E+00	6.43E+00	2.20E+01	pCi/kg
Broad Leaf-Grasses	726376002	5/27/2025	Cesium-137	-3.28E+00	5.79E+00	1.85E+01	pCi/kg
Broad Leaf-Grasses	726376002	5/27/2025	Iodine-131	5.44E+00	9.71E+00	3.39E+01	pCi/kg
Broad Leaf-Grasses	726376002	5/27/2025	Lanthanum-140	3.75E+00	8.96E+00	3.08E+01	pCi/kg
Broad Leaf-Grasses	730608002	6/24/2025	Barium-140	-2.03E+01	1.54E+01	4.83E+01	pCi/kg
Broad Leaf-Grasses	730608002	6/24/2025	Cesium-134	-6.10E+00	4.90E+00	1.49E+01	pCi/kg
Broad Leaf-Grasses	730608002	6/24/2025	Cesium-137	-5.35E+00	4.53E+00	1.41E+01	pCi/kg
Broad Leaf-Grasses	730608002	6/24/2025	Iodine-131	2.11E-01	5.08E+00	1.71E+01	pCi/kg
Broad Leaf-Grasses	730608002	6/24/2025	Lanthanum-140	4.02E+00	5.51E+00	1.87E+01	pCi/kg
Broad Leaf-Grasses	735987002	7/29/2025	Barium-140	4.38E+00	3.02E+01	8.99E+01	pCi/kg
Broad Leaf-Grasses	735987002	7/29/2025	Cesium-134	2.16E+00	2.72E+00	9.62E+00	pCi/kg
Broad Leaf-Grasses	735987002	7/29/2025	Cesium-137	-1.15E-01	2.43E+00	8.43E+00	pCi/kg
Broad Leaf-Grasses	735987002	7/29/2025	Iodine-131	4.09E+00	1.78E+01	5.46E+01	pCi/kg
Broad Leaf-Grasses	735987002	7/29/2025	Lanthanum-140	-2.17E+00	8.89E+00	2.83E+01	pCi/kg
Broad Leaf-Grasses	740468002	8/26/2025	Barium-140	-1.95E+00	4.03E+01	1.37E+02	pCi/kg

BL-3 Gamma Spectrum

Sample Type	Lab ID	Collection Date	Radionuclide	Result	Uncertainty	MDC	Units
Broad Leaf-Grasses	740468002	8/26/2025	Cesium-134	1.42E+01	8.52E+00	3.11E+01	pCi/kg
Broad Leaf-Grasses	740468002	8/26/2025	Cesium-137	-1.00E+00	8.68E+00	2.87E+01	pCi/kg
Broad Leaf-Grasses	740468002	8/26/2025	Iodine-131	2.11E+01	1.65E+01	5.74E+01	pCi/kg
Broad Leaf-Grasses	740468002	8/26/2025	Lanthanum-140	-3.28E+00	1.25E+01	4.07E+01	pCi/kg
Broad Leaf-Grasses	745944002	9/30/2025	Barium-140	-4.46E+01	4.12E+01	1.28E+02	pCi/kg
Broad Leaf-Grasses	745944002	9/30/2025	Cesium-134	-2.08E+00	9.70E+00	3.11E+01	pCi/kg
Broad Leaf-Grasses	745944002	9/30/2025	Cesium-137	6.68E+00	9.84E+00	3.09E+01	pCi/kg
Broad Leaf-Grasses	745944002	9/30/2025	Iodine-131	-3.89E+01	1.84E+01	4.78E+01	pCi/kg
Broad Leaf-Grasses	745944002	9/30/2025	Lanthanum-140	-1.59E+01	1.56E+01	4.53E+01	pCi/kg
Broad Leaf-Grasses	749940002	10/28/2025	Barium-140	-2.98E+01	3.88E+01	1.14E+02	pCi/kg
Broad Leaf-Grasses	749940002	10/28/2025	Cesium-134	-1.80E+00	7.65E+00	2.54E+01	pCi/kg
Broad Leaf-Grasses	749940002	10/28/2025	Cesium-137	-2.79E+00	7.56E+00	2.53E+01	pCi/kg
Broad Leaf-Grasses	749940002	10/28/2025	Iodine-131	-1.72E+00	1.35E+01	4.30E+01	pCi/kg
Broad Leaf-Grasses	749940002	10/28/2025	Lanthanum-140	-1.32E+01	1.39E+01	3.86E+01	pCi/kg
Broad Leaf-Grasses	754486002	11/25/2025	Barium-140	1.11E+01	2.15E+01	7.43E+01	pCi/kg
Broad Leaf-Grasses	754486002	11/25/2025	Cesium-134	-4.23E+00	5.09E+00	1.60E+01	pCi/kg
Broad Leaf-Grasses	754486002	11/25/2025	Cesium-137	2.09E-01	4.63E+00	1.55E+01	pCi/kg
Broad Leaf-Grasses	754486002	11/25/2025	Iodine-131	-1.44E+00	8.18E+00	2.60E+01	pCi/kg
Broad Leaf-Grasses	754486002	11/25/2025	Lanthanum-140	7.91E+00	9.27E+00	3.17E+01	pCi/kg
Broad Leaf-Grasses	758239002	12/30/2025	Barium-140	3.01E+01	4.12E+01	8.87E+01	pCi/kg
Broad Leaf-Grasses	758239002	12/30/2025	Cesium-134	1.52E+01	6.16E+00	2.28E+01	pCi/kg
Broad Leaf-Grasses	758239002	12/30/2025	Cesium-137	1.48E+01	6.20E+00	2.12E+01	pCi/kg
Broad Leaf-Grasses	758239002	12/30/2025	Iodine-131	2.24E+00	7.86E+00	2.60E+01	pCi/kg
Broad Leaf-Grasses	758239002	12/30/2025	Lanthanum-140	3.63E+01	2.89E+01	2.89E+01	pCi/kg

Attachment 3, Cross Check Intercomparison Program

Participation in cross check intercomparison studies is mandatory for laboratories performing analyses of REMP samples satisfying the requirements in the Offsite Site Dose Calculation Manual. Intercomparison studies provide a consistent and effective means to evaluate the accuracy and precision of analyses performed by a laboratory. Study results should fall within specified control limits and results that fall outside the control limits are investigated and corrected.

Gel Laboratories participated in the following proficiency testing studies provided by Environmental Resource Associates (ERA), and Eckert Ziegler Analytics in 2025. The Laboratory's intercomparison program results for 3 are summarized below.

Vendor supplied data is listed in Cross Check Intercomparison Results Table below.

Gel Laboratories addressed all the not acceptable Performance Evaluation by initiating investigations and Corrective Action teams. The corrective action teams consisted of representatives from the affected laboratories. The sample preparation and analytical processes were reviewed. This included review of reagents and standards used in the sample preparation steps, calibration records, process control samples, and interviews with the analysts.

The investigations determined that the laboratory met all quality control criteria specified in each respective method. Additionally, all internal procedures and policies were performed as required. These failures were tracked through GEL's internal non-conformance system.

Cross Check Intercomparison Results					
Radionuclide/Standard	Units	Reported Value	Assigned Value	Acceptance Limits	Performance Evaluation
Air Filter					
Cesium-134	pCi	224	232	151-284	Acceptable
Cesium-137	pCi	468	451	370-592	Acceptable
Cesium-134	pCi	304	341	221-418	Acceptable
Cesium-137	pCi	383	379	311-497	Acceptable
Cesium-134	Bq	0.408	0.34	0.238-0.442	Acceptable
Cesium-137	Bq	0.803	0.678	0.475-0.881	Acceptable
Cesium-134	Bq	0.761	0.802	0.561-1.043	Acceptable
Cesium-137	Bq	0.569	0.512	0.358-0.666	Acceptable
Air Filter Gross Alpha/Beta					
Gross Alpha	pCi	43.8	39.5	20.6-65.1	Acceptable
Gross Beta	pCi	57.5	55.2	33.5-83.4	Acceptable
Gross Alpha	pCi	37.5	22	11.5-36.2	Not Acceptable
Gross Beta	pCi	42.3	40.5	24.6-61.2	Acceptable
Gross Alpha	Bq	0.179	0.255	0.077-0.434	Acceptable
Gross Beta	Bq	0.844	0.894	0.447-1.341	Acceptable
Gross Alpha	Bq	1.07	1.24	0.36-2.11	Acceptable

Cross Check Intercomparison Results

Radionuclide/Standard	Units	Reported Value	Assigned Value	Acceptance Limits	Performance Evaluation
Gross Beta	Bq	1.79	1.75	0.88-2.63	Acceptable
Water					
Cesium-134	pCi/L	39.9	38.4	25.4 - 51.4	Acceptable
Cesium-137	pCi/L	162	157	123 - 191	Acceptable
Cobalt-60	pCi/L	75.8	66.8	50.9 - 82.7	Acceptable
Zinc-65	pCi/L	78.7	74.3	39.3 - 109	Acceptable
Iodine-131	pCi/L	31.8	28.1	24.4 - 31.8	Acceptable
Cesium-134	pCi/L	1530	1600	1210-1760	Acceptable
Cesium-137	pCi/L	1130	1080	925-1230	Acceptable
Cobalt-60	pCi/L	276	255	220-293	Acceptable
Manganese-54	pCi/L	<3.16	<71.0	0-71	Acceptable
Zinc-65	pCi/L	258	231	206-292	Acceptable
Cesium-134	pCi/L	60.9	65.6	49.8-81.4	Acceptable
Cesium-137	pCi/L	166	152	118-186	Acceptable
Cobalt-60	pCi/L	133	113	92.5-134	Acceptable
Zinc-65	pCi/L	83.5	80.6	44.9-116	Acceptable
Iodine-131	pCi/L	22.8	28.3	24.5-32.1	Not Acceptable
Cesium-134	pCi/L	720	765	578-842	Acceptable
Cesium-137	pCi/L	1690	1670	1790-2390	Acceptable
Cobalt-60	pCi/L	2170	2080	1790-2390	Acceptable
Manganese-54	pCi/L	<5.37	<71.0	0.0-71.0	Acceptable
Zinc-65	pCi/L	512	463	412-584	Acceptable
Iodine-131	pCi/L	22.9	24.3	20.9-27.7	Acceptable
Cobalt-58	pCi/L	1.09E+02	1.05E+02	1.04	Acceptable
Cobalt-60	pCi/L	2.00E+02	1.93E+02	1.04	Acceptable
Cesium-134	pCi/L	1.26E+02	1.42E+02	0.89	Acceptable
Cesium-137	pCi/L	1.76E+02	1.68E+02	1.05	Acceptable
Iron-59	pCi/L	1.58E+02	1.35E+02	1.17	Acceptable
Iodine-131	pCi/L	7.86E+01	7.60E+01	1.03	Acceptable
Manganese-54	pCi/L	2.07E+02	1.89E+02	1.10	Acceptable
Zinc-65	pCi/L	2.77E+02	2.50E+02	1.11	Acceptable
Cobalt-58	pCi/L	1.74E+02	1.69E+02	1.03	Acceptable
Cobalt-60	pCi/L	2.40E+02	2.17E+02	1.11	Acceptable
Cesium-134	pCi/L	1.29E+02	1.39E+02	0.93	Acceptable
Cesium-137	pCi/L	1.72E+02	1.68E+02	1.02	Acceptable
Iron-59	pCi/L	1.58E+02	1.33E+02	1.18	Acceptable
Iodine-131	pCi/L	4.73E+01	4.52E+01	1.05	Acceptable
Manganese-54	pCi/L	2.05E+02	1.87E+02	1.10	Acceptable
Zinc-65	pCi/L	2.84E+02	2.44E+02	1.17	Acceptable
Cesium-134	Bq/L	0.0271	NA	False Pos. Test	Acceptable
Cesium-137	Bq/L	6.67	6.9	4.8-9.0	Acceptable
Cobalt-58	Bq/L	37.5	37.7	26.4-49.0	Acceptable

Cross Check Intercomparison Results

Radionuclide/Standard	Units	Reported Value	Assigned Value	Acceptance Limits	Performance Evaluation
Cobalt-60	Bq/L	0.322	0.29	Sens. Eval.	Acceptable
Manganese-54	Bq/L	-0.0059	NA	False Pos. Test	Acceptable
Zinc-65	Bq/L	29	26.7	18.7-34.7	Acceptable
Cesium-134	Bq/L	6.57	7.34	5.14-9.54	Acceptable
Cesium-137	Bq/L	6.69	6.7	4.7-8.7	Acceptable
Cobalt-60	Bq/L	7.17	7.24	5.07-9.41	Acceptable
Manganese-54	Bq/L	7.93	7.95	5.57-10.34	Acceptable
Zinc-65	Bq/L	24.7	23.1	16.2-30.0	Acceptable
Water Gross Alpha/Beta					
Gross Alpha	pCi/L	77.3	72.2	55.3 - 89.1	Acceptable
Gross Beta	pCi/L	54.9	59.2	44.1 - 74.3	Acceptable
Gross Alpha	pCi/L	71.8	77.3	28.2-107	Acceptable
Gross Beta	pCi/L	103	99.4	49.7-137	Acceptable
Gross Alpha	pCi/L	28.8	33.8	24.6-43.0	Acceptable
Gross Alpha	pCi/L	27.6	33.8	24.6-43.0	Acceptable
Gross Beta	pCi/L	45.7	41.7	24.6-43.0	Acceptable
Gross Alpha	pCi/L	99.8	136	49.6-188	Acceptable
Gross Beta	pCi/L	194	188	94.0-259	Acceptable
Gross Alpha	Bq/L	0.365	0.411	0.123-0.699	Acceptable
Gross Beta	Bq/L	2.98	3.03	1.52-4.55	Acceptable
Gross Alpha	Bq/L	0.831	0.96	0.29-1.63	Acceptable
Gross Beta	Bq/L	1.75	1.9	0.95-2.85	Acceptable
Water Tritium					
Tritium	pCi/L	9760	11400	9340 -13500	Acceptable
Tritium	pCi/L	6450	9420	7100-11500	Not Acceptable
Tritium	pCi/L	14500	15800	13300-18300	Acceptable
Tritium	pCi/L	15000	15800	13300-18300	Acceptable
Tritium	pCi/L	27500	28300	21300-34400	Acceptable
Hydrogen-3	Bq/L	164	191	134-248	Acceptable
Hydrogen-3	Bq/L	252	276	193-359	Acceptable
Soil					
Cesium-134	pCi/kg	5860	6520	4460-7790	Acceptable
Cesium-137	pCi/kg	4170	4420	3340-5590	Acceptable
Cesium-134	pCi/kg	2900	3340	2280-3990	Acceptable
Cesium-137	pCi/kg	6950	7190	5440-9090	Acceptable
Cesium-134	Bq/Kg	465	519	363-675	Acceptable
Cesium-137	Bq/Kg	464	442	309-575	Acceptable
Cesium-134	Bq/Kg	523	613	429-797	Acceptable
Cesium-137	Bq/Kg	676	686	480-892	Acceptable
Vegetation					
Cesium-134	pCi/kg	1700	1880	1250-2500	Acceptable

Cross Check Intercomparison Results

Radionuclide/Standard	Units	Reported Value	Assigned Value	Acceptance Limits	Performance Evaluation
Cesium-137	pCi/kg	627	572	440-700	Acceptable
Cesium-134	pCi/kg	1700	2040	1350-2720	Acceptable
Cesium-137	pCi/kg	2010	2190	1680-2950	Acceptable
Cesium-134	Bq/smpl	-0.0168	NA	False Pos.Test	Acceptable
Cesium-137	Bq/smpl	0.593	0.707	0.495-0.919	Acceptable
Cesium-134	Bq/smpl	0.00315	NA	False Pos. Test	Acceptable
Cesium-137	Bq/smpl	1.12	0.986	0.690-1.282	Acceptable
Charcoal					
Iodine-131	pCi	6.64E+01	6.61E+01	1	Acceptable
Iodine-131	pCi	8.28E+01	8.88E+01	0.93	Acceptable

Attachment 4, Environmental Direct Radiation Dosimetry Sample Results

Monitoring Location	Quarterly Baseline, B_q (mrem)	Normalized Quarterly Monitoring Data, M_q				Quarterly Facility Dose, $F_q = M_q \cdot (B_q + MDD_q)$ (mrem)				Annual Baseline, B_A (mrem)	Annual Monitoring Data, M_A (mrem)	Annual Facility Dose, $F_A = M_A \cdot (B_A + MDD_A)$ (mrem)
		(mrem)				(mrem)						
		1	2	3	4	1	2	3	4			
1	12.3	15	14	15	15	ND	ND	ND	ND	47.0	59.0	ND
2	13.7	16	15	17	16	ND	ND	ND	ND	51.1	64.2	ND
3	11.9	15	14	16	16	ND	ND	ND	ND	45.3	60.9	ND
4	12.4	15	13	14	17	ND	ND	ND	ND	47.5	59.1	ND
5	8.6	10	8	10	11	ND	ND	ND	ND	29.0	39.1	ND
6	12.7	16	14	16	15	ND	ND	ND	ND	47.8	61.2	ND
7	8.1	10	8	9	10	ND	ND	ND	ND	27.9	37.2	ND
8	12.5	15	12	14	15	ND	ND	ND	ND	46.8	56.1	ND
9	13.4	15	14	16	18	ND	ND	ND	ND	50.8	63.0	ND
10	14.5	17	15	19	18	ND	ND	ND	ND	56.8	69.3	ND
11	11.6	13	14	13	14	ND	ND	ND	ND	41.9	54.8	ND
12	10.4	12	14	12	13	ND	ND	ND	ND	38.9	51.6	ND
13	11.7	13	13	14	14	ND	ND	ND	ND	42.9	54.8	ND
14	13.2	16	15	16	16	ND	ND	ND	ND	48.9	63.2	ND
15	11.8	15	13	12	16	ND	ND	ND	ND	44.4	56.2	ND
16	12.6	15	14	14	16	ND	ND	ND	ND	45.0	59.1	ND
17	12.9	16	15	16	15	ND	ND	ND	ND	47.1	62.2	ND
18	11.3	12	11	12	14	ND	ND	ND	ND	42.1	49.6	ND
19	11.9	13	14	15	15	ND	ND	ND	ND	45.7	57.7	ND
20	11.9	13	14	14	15	ND	ND	ND	ND	45.0	56.8	ND
21	11.6	15	13	15	15	ND	ND	ND	ND	42.7	58.0	ND
22	12.3	15	14	16	16	ND	ND	ND	ND	46.4	60.9	ND
23	10.9	13	12	12	13	ND	ND	ND	ND	40.2	50.9	ND
24	13.0	15	16	15	16	ND	ND	ND	ND	49.1	62.0	ND

Monitoring Location	Quarterly Baseline, B_Q (mrem)	Normalized Quarterly Monitoring Data, M_Q (mrem)				Quarterly Facility Dose, $F_Q = M_Q \cdot (B_Q + MDD_Q)$ (mrem)				Annual Baseline, B_A (mrem)	Annual Monitoring Data, M_A (mrem)	Annual Facility Dose, $F_A = M_A \cdot (B_A + MDD_A)$ (mrem)
		1	2	3	4	1	2	3	4			
25	12.0	15	14	15	17	ND	ND	ND	ND	44.2	61.0	ND
26	11.9	13	13	13	14	ND	ND	ND	ND	45.1	53.8	ND
27	11.8	13	13	14	15	ND	ND	ND	ND	44.2	55.8	ND
28	10.7	12	10	12	14	ND	ND	ND	ND	37.9	48.6	ND
29	12.0	15	13	15	16	ND	ND	ND	ND	44.8	59.0	ND
30	12.6	15	16	14	16	ND	ND	ND	ND	47.4	61.1	ND
31	11.6	13	12	13	15	ND	ND	ND	ND	43.1	53.8	ND
32	13.4	17	17	17	17	ND	ND	ND	ND	50.3	68.5	ND
33	10.5	13	13	12	14	ND	ND	ND	ND	38.6	52.9	ND
34	10.4	11	11	12	13	ND	ND	ND	ND	37.5	47.3	ND
35	10.8	13	12	14	15	ND	ND	ND	ND	40.8	54.8	ND
36	12.2	15	12	19	15	ND	ND	ND	ND	46.6	60.7	ND
37	12.4	15	12	15	15	ND	ND	ND	ND	46.7	57.0	ND
38	11.7	16	15	13	14	ND	ND	ND	ND	43.2	58.4	ND
39	11.3	13	12	13	14	ND	ND	ND	ND	43.0	52.8	ND
40	13.0	16	16	18	17	ND	ND	ND	ND	49.2	67.1	ND
41	11.1	13	12	14	14	ND	ND	ND	ND	40.3	53.8	ND
42	7.6	10	9	9	9	ND	ND	ND	ND	28.5	37.2	ND
43	13.7	17	15	16	16	ND	ND	ND	ND	51.6	64.5	ND

MDD_Q = Quarterly Minimum Differential Dose = 6.50mrem

MDD_A = Annual Minimum Differential Dose = 19.55 mrem

ND = Not Detected, where $M_Q \leq (B_Q + MDD_Q)$ or $M_A \leq (B_A + MDD_A)$