



PNP 2026-019

10 CFR 50, Appendix I

March 25, 2026

U.S. Nuclear Regulatory Commission  
ATTN: Document Control Desk  
Washington, DC 20555-0001

Palisades Nuclear Plant  
Docket Nos. 50-255  
Renewed Facility Operating License No. DPR-20


Subject: Annual Radiological Environmental Operating Report

In accordance with the requirements of Palisades Nuclear Plant (PNP) Technical Specifications Section 5.6.2, *Radiological Environmental Operating Report*, Holtec Palisades, LLC is submitting the 2025 Radiological Environmental Operating Report for PNP. The report was prepared in accordance with the requirements of Title 10 of the Code of Federal Regulations Part 50, Appendix I, Section IV.B and 1V.C. The period covered by the enclosed report is January 1, 2025, through December 31, 2025.

This letter contains no new and no revised regulatory commitments.

Should you have any questions or require additional information, please contact me at (269) 764-2375.

Respectfully,

**Kami J.  
Miller**  Digitally signed by Kami J. Miller  
DN: cn=Kami J. Miller, c=US,  
o=Holtec Palisades,  
email=kmiller1@holtec.com  
Date: 2026.03.25 09:01:09 -04'00'

Kami Miller  
Director, Regulatory  
Holtec Palisades

Enclosure: Annual Radiological Environmental Operating Report

cc: NRC Region III Regional Administrator  
NRC Senior Resident Inspector – Palisades Nuclear Plant  
NRC NMSS Project Manager – Palisades Nuclear Plant  
American Nuclear Insurers (ANI)

Enclosure

PNP 2026-019

Annual Radiological Environmental Operating Report

(95 Pages to Follow)

**Plant: Palisades Nuclear Plant**

**Page 1 of 95**

**YEAR: 2025**

**Document Number: 2026-019**

**Annual Radiological Environmental Operating Report**



**Annual Radiological Environmental Operating Report****TABLE OF CONTENTS**

|     |  |    |
|-----|--|----|
| 1.0 | EXECUTIVE SUMMARY.....   | 3  |
| 2.0 | INTRODUCTION .....   | 4  |
| 3.0 | RADIOLOGICAL ENVIRONMENTAL SAMPLING PROGRAM REQUIREMENTS ..... | 5  |
| 4.0 | INTERPRETATION AND TRENDS OF RESULTS.....                      | 12 |
| 5.0 | RADIOLOGICAL ENVIRONMENTAL MONITORING PROGRAM SUMMARY.....     | 18 |

**ATTACHMENTS**

|   |    |
|---|----|
| Attachment 1 - Sample Deviations.....                           | 22 |
| Attachment 2 - Sample Locations .....                           | 23 |
| Attachment 3 - Interlaboratory Comparison Program Results ..... | 26 |
| Attachment 4 - ERRATA Data .....                                | 32 |
| Attachment 5 - 2025 Palisades REMP Analytical Data .....        | 33 |

**Annual Radiological Environmental Operating Report****1.0 EXECUTIVE SUMMARY****1.1 Radiological Environmental Monitoring Program**

The Annual Radiological Environmental Operating Report presents data obtained through analyses of environmental samples collected for Palisades Energy, LLC Radiological Environmental Monitoring Program (REMP) for the period January 1 through December 31, 2025. This report fulfills the requirements of Palisades Energy, LLC Technical Specification 5.6.2.

No measurable levels of radiation above baseline levels attributable to Palisades Energy, LLC operation were detected in the vicinity of Palisades Energy, LLC in 2025. The 2025 REMP thus substantiated the adequacy of source control and effluent monitoring at Palisades Energy, LLC with no observed impact on the environment from plant operations.

Palisades Energy, LLC established the REMP prior to the station becoming operational to provide data on background radiation and radioactivity normally present in the area. Palisades has continued to monitor the environment by sampling a variety of environmental media as well as measuring direct radiation. All analyses have required nuclide specific lower limit of detections (LLDs) which must be achieved. The requirements of the REMP are formally described in the offsite dose calculation manual (ODCM), a site-specific regulatory document. The REMP was modified in 2025, which is discussed in more detail in Section 1.4.

The REMP includes sampling at indicator and control locations. The REMP utilizes indicator locations near the site to determine if any increases of radioactivity has occurred due to station operation and control locations farther away from the site to indicate the presence of only naturally occurring radioactivity. Palisades Energy, LLC personnel compare indicator results with control and preoperational results to assess any impact Palisades Energy, LLC operation might have had on the surrounding environment.

In 2025, REMP samples were collected for radiological analysis. The results of indicator locations were compared with control locations and previous studies. All 2025 REMP results support the conclusion that the surrounding environment is not adversely affected by Palisades' radiological effluents. No activity in any REMP sample from 2025 was attributed to Palisades' radiological effluents.

**1.2 Reporting Levels**

No samples equaled or exceeded reporting levels.

**1.3 Sample Deviations**

During 2025, environmental sampling was performed for five media types (airborne, surface water, drinking water, sediment, and fish) and analyzed for radionuclides. All REMP samples were obtained and analyzed in accordance with the Offsite Dose Calculation Manual (ODCM) in 2025. Specific deviations are described in Attachment 1.

**Annual Radiological Environmental Operating Report****1.4 Program Modifications**

In June 2025, Revision 36 of the ODCM was implemented initiating operating licensing requirements and changes to the program.

Milk, broadleaf vegetation and airborne iodine sampling were added back into the REMP. Palisades operating license went effective August 16, 2025. The following Monday is when radioiodine sampling began at all air sampling locations.

There are no milking animals available and the growing season was nearly over when revision 36 was implemented, so no broadleaf vegetation was sampled in 2025.

At the end of 2024, the air sample control location (10) in Grand Rapids was lost and replaced with location 12 at the Emergency Operating Facility (EOF) in Benton Harbor. In January 2025, a dosimeter was placed at this location as with all the other air sample locations.

Beta analysis on Surface water (WT) was discontinued to align with NUREG 1301. This affected the Lake In (1) and Ludington (32) sample locations.

**2.0 INTRODUCTION****2.1 Radiological Environmental Monitoring Program**

Palisades Energy, LLC established the REMP, as defined in the ODCM, to fulfill the requirements of 10 CFR Part 50 Appendix I Section IV.B.2. The REMP supplements the radiological effluent monitoring program by verifying that the concentrations of radioactive materials and levels of radiation found in the environment surrounding the plant are consistent with the effluent measurements and the modeling of the environmental exposure pathways.

**2.2 Pathways Monitored**

The airborne, direct radiation, waterborne and ingestion pathways are monitored as required by Palisades Energy, LLC ODCM. These requirements are also listed in this report in Table 1 through Table 4.

Section 4.0 of this report provides a discussion of 2025 sampling results and Section 5.0 providing a summary of results for the monitored exposure pathways.

**2.3 Land Use Census**

Palisades Energy, LLC conducts a land use census annually to identify exposure pathways and changes in uses of land within 2.5 miles of the site from the previous year that might require modifications to the REMP and the ODCM. The purpose of this census is to identify critical receptor pathways for the purpose of effluent modeling and REMP sampling.

**3.0 RADIOLOGICAL ENVIRONMENTAL SAMPLING PROGRAM REQUIREMENTS**

**Table 1, Exposure Pathway – Airborne**

| <b>Requirement</b>  | <b>Sample Point Description Distance and Direction</b>  | <b>Sampling and Collection Frequency</b>   | <b>Type and Frequency of Analyses</b>   |
|---|---|--|---|
| <p>Six (6) samples total:</p> <p>Four (4) samples from within 6 km (3.7 miles) of the site boundary in different sectors.</p> <p>One (1) sample from the vicinity of a community having the highest calculated annual average ground level deposition factor.</p> <p>One (1) control sample in the least prevalent wind direction (considering practical direction and distance). Geographic location is depicted in Figure 2 and Figure 3.</p> | <ul style="list-style-type: none"> <li>• 8 (0.595 miles NE) - onsite near state park</li> <li>• 19 (0.423 miles SSE) - onsite near Bluestar Hwy</li> <li>• 9 (1.525 miles SSW) - offsite near blue star highway</li> <li>• 4 (3.882 miles SE) - offsite in Covert township</li> <li>• 5 (3.590 miles ESE) - offsite in Covert township</li> <li>• 12 (16.330 miles SSW) - offsite at EOF in Benton Harbor.</li> </ul> | <p>Continuous sampler operation with sample collection every week, or more frequently if required by dust loading.</p> | <p>Gross beta radioactivity analysis weekly for each filter change.</p> <p>I-131 radioactivity analysis weekly for each cartridge change.</p> <p>Gamma isotopic analysis quarterly for a composite of all filters collected.</p> <p>IF filter gross beta is greater than 10 times the yearly mean of the control sample THEN gamma isotopic is performed on the filter.</p> |

**Table 2, Exposure Pathway – Direct Radiation**

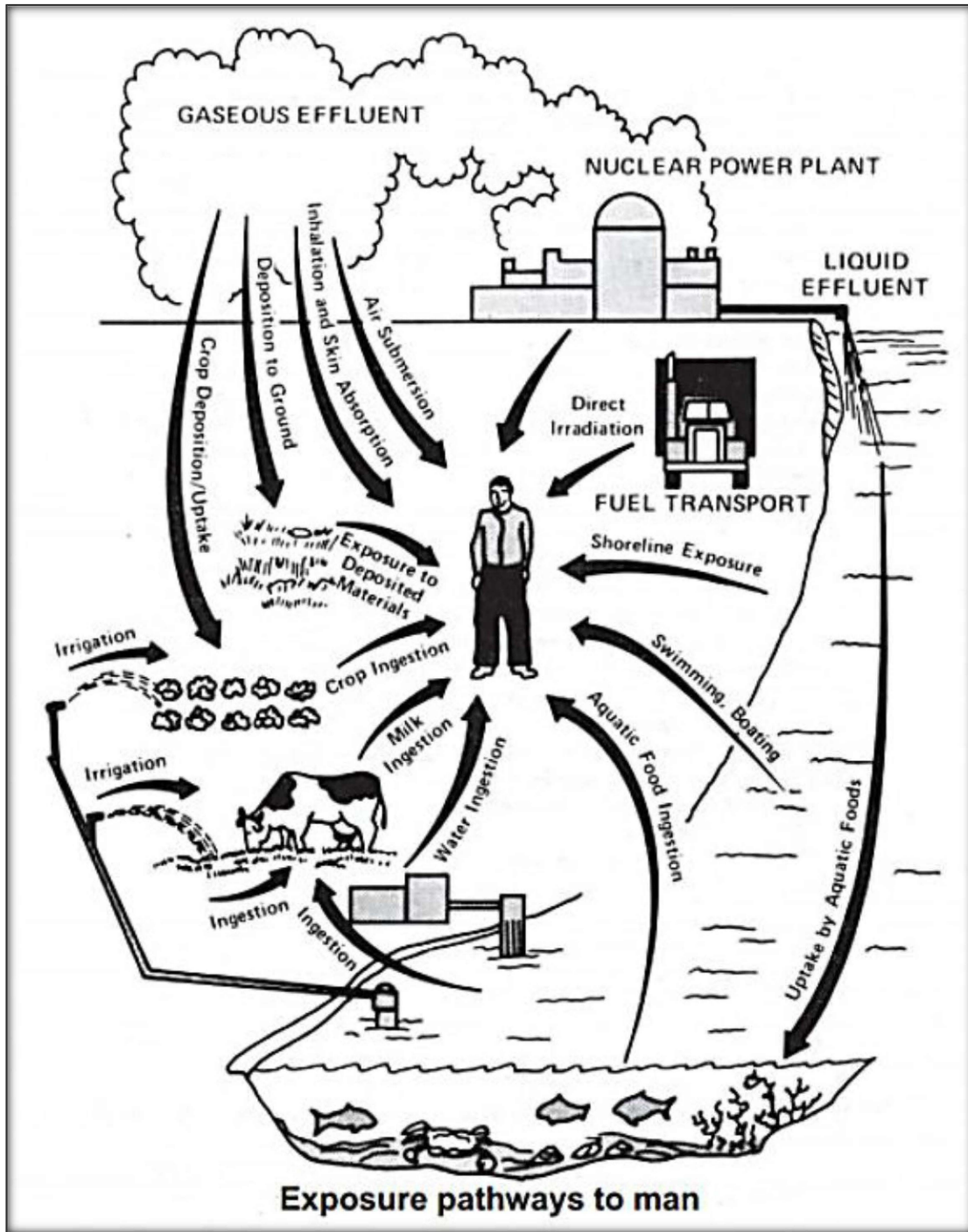
| Requirement  | Sample Point Description Distance and Direction   | Sampling and Collection Frequency | Type and Frequency of Analyses                                       |
|--|---|-----------------------------------|--|
| <p>Twenty-one (22) TLD routine monitoring stations either with two or more dosimeters or with one instrument for measuring and recording dose rate continuously, placed as follows:</p> <p>One (1) onsite TLD in the vicinity of the facility.</p> <p>An inner ring of stations consisting of one (1) in each overland meteorological sector in the general area of the site boundary and one (1) additional location near the State Park camping area in the NE sector.</p> <p>An outer ring of stations one (1) in each overland meteorological sector within the 12-km range from the site.</p> <p>One (2) control TLD between 25 and 55 miles from the site. Geographic location is depicted in Figure 2 and Figure 3.</p> | <ul style="list-style-type: none"> <li>• TLD-1 (0.213 miles E) - onsite inner ring</li> <li>• TLD-8 (0.602 miles NE)- inner ring</li> <li>• TLD-13 (0.530 miles NNE) - inner ring</li> <li>• TLD-14 (0.551 miles NE)- inner ring</li> <li>• TLD-15 (0.834 miles ENE)- inner ring</li> <li>• TLD-16 (0.804 miles E)- inner ring</li> <li>• TLD-17 (0.572 miles ESE) - inner ring</li> <li>• TLD-18 (0.469 miles SE) - inner ring</li> <li>• TLD-19 (0.443 miles SSE)- inner ring</li> <li>• TLD-20 (0.412 miles S)- inner ring</li> <li>• TLD-21 (0.382 miles SSW) - inner ring</li> <li>• TLD-2 (5.560 miles S) - outer ring</li> <li>• TLD-3 (5.684 miles SSE) - outer ring</li> <li>• TLD-4-21 (3.882 miles SE) - outer ring</li> <li>• TLD-5-21 (3.590 miles ESE) - outer ring</li> <li>• TLD-6 (5.314 miles NE) - outer ring</li> <li>• TLD-7 (4.115 miles NNE) - outer ring</li> <li>• TLD-9-21 (1.525 miles SSW) - outer ring</li> <li>• TLD-23 (3.189 miles ENE) - outer ring</li> <li>• TLD-24 (6.021 miles E) - outer ring</li> <li>• TLD-11-21 (28.72 miles E) - control</li> <li>• TLD 12 (16.33 miles SSW) - control</li> </ul> | <p>Quarterly</p>                  | <p>Gamma dose (units of milliRoentgen, abbreviated mR) quarterly</p> |

| <b>Table 3, Exposure Pathway - Waterborne</b> |  |  |   |
|---|--|--|---|
| <b>Requirement</b>                            | <b>Sample Point Description Distance and Direction</b>   | <b>Sampling and Collection Frequency</b> | <b>Type and Frequency of Analyses</b>           |
| Lake (surface)                                | Facility lake water inlet<br>1 sample from control location (Ludington)<br>1 sample of South Haven drinking water supply | Composite over 1-month period            | Gamma isotopic and tritium, monthly             |
| Lake (drinking)                               | 1 sample from a control location (Ludington)<br>1 sample from the Domestic on-site water supply                          | Composite over 1-month period            | Gamma isotopic, Gross beta and tritium, monthly |
| Sediment                                      | 1 sample from shoreline near Van Buren State Park<br>1 sample south of plant on shoreline at Covert Campground           | Semiannually                             | Gamma Isotopic, semiannually                    |

| <b>Table 3, Exposure Pathway – Ingestion (Fish)</b>   |  |  |                                       |
|---|--|--|---------------------------------------|
| <b>Requirement</b>  | <b>Sample Point Description Distance and Direction</b>   | <b>Sampling and Collection Frequency</b> | <b>Type and Frequency of Analyses</b> |
| Sample two (2) species of commercially and/or recreationally important species in the vicinity of the plant discharge area.<br><br>One (1) sample of the same species in areas not influenced by plant discharge. | The indicator sample is obtained from Lake Michigan onsite within a few hundred feet of the main liquid discharge point.<br><br>The control sample is obtained from Lake Michigan near Ludington MI (201 km North of Palisades). | Semiannually                             | Gamma isotopic analysis semiannually  |

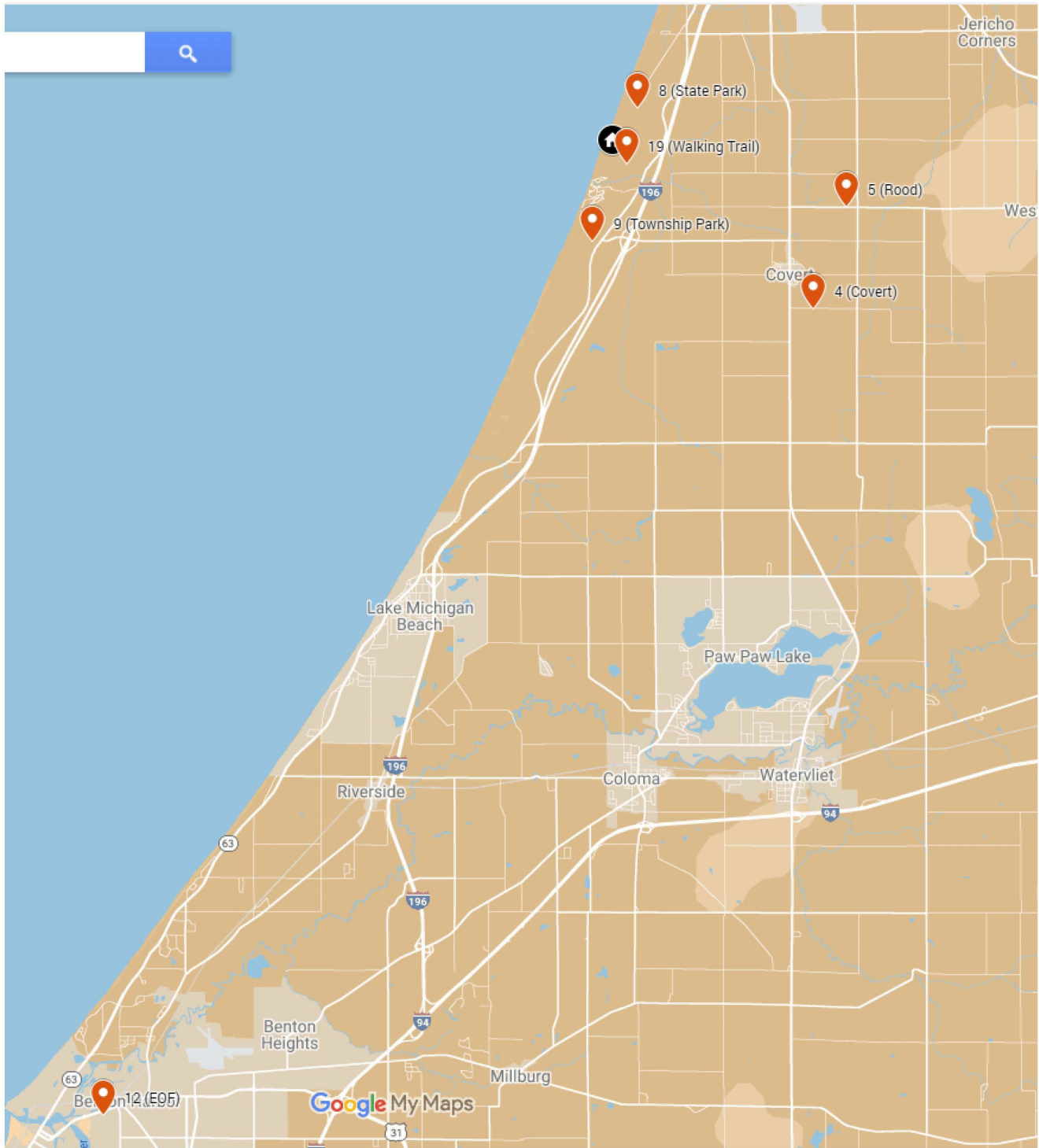
Annual Radiological Environmental Operating Report

Figure 1, Exposure Pathway



Annual Radiological Environmental Operating Report

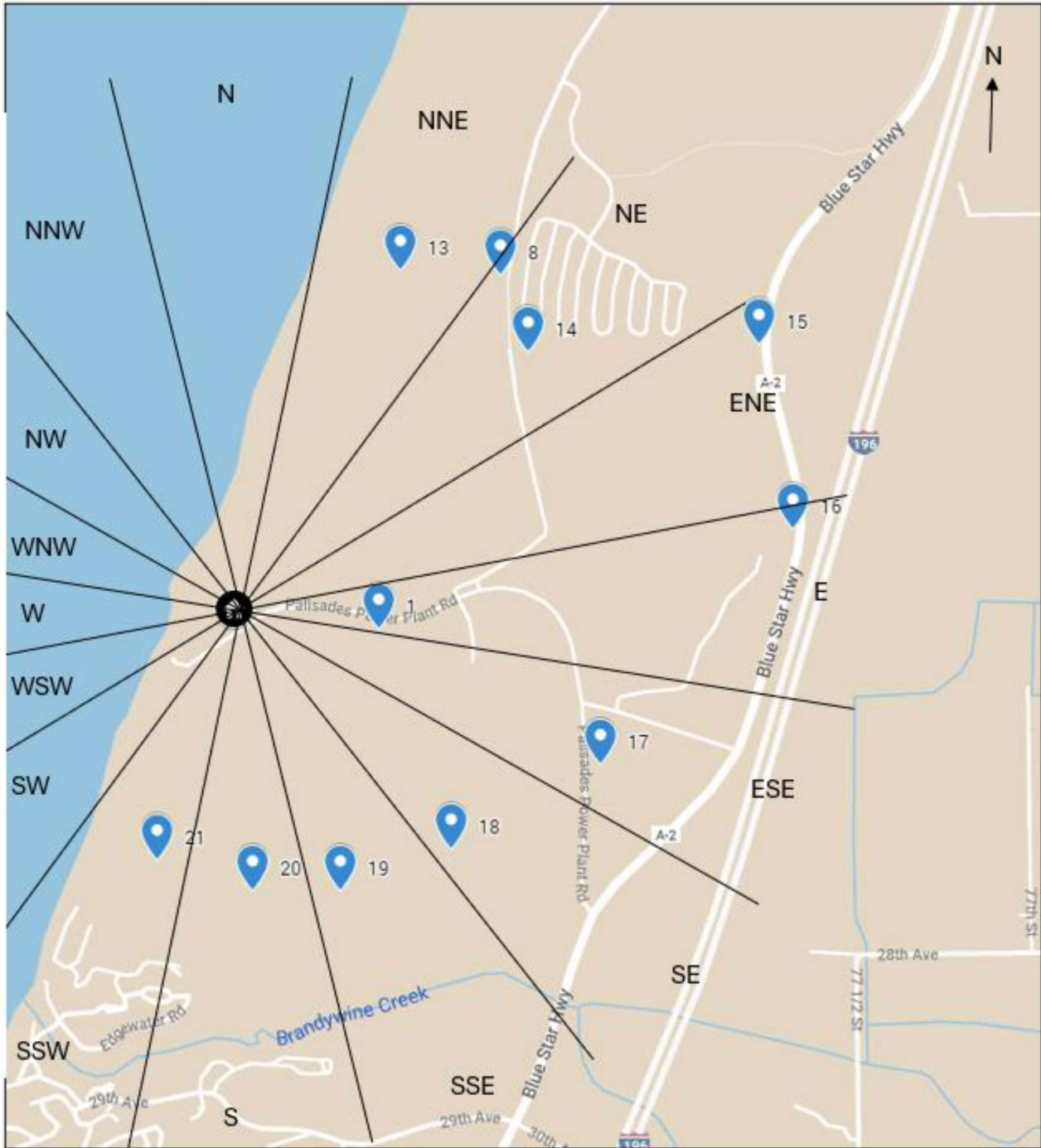
Figure 2, Air Sample Locations



Control sample (A10) located at Consumers Energy in Grand Rapids, MI. and was discontinued in December 2024 and replaced with 12 (EOF).

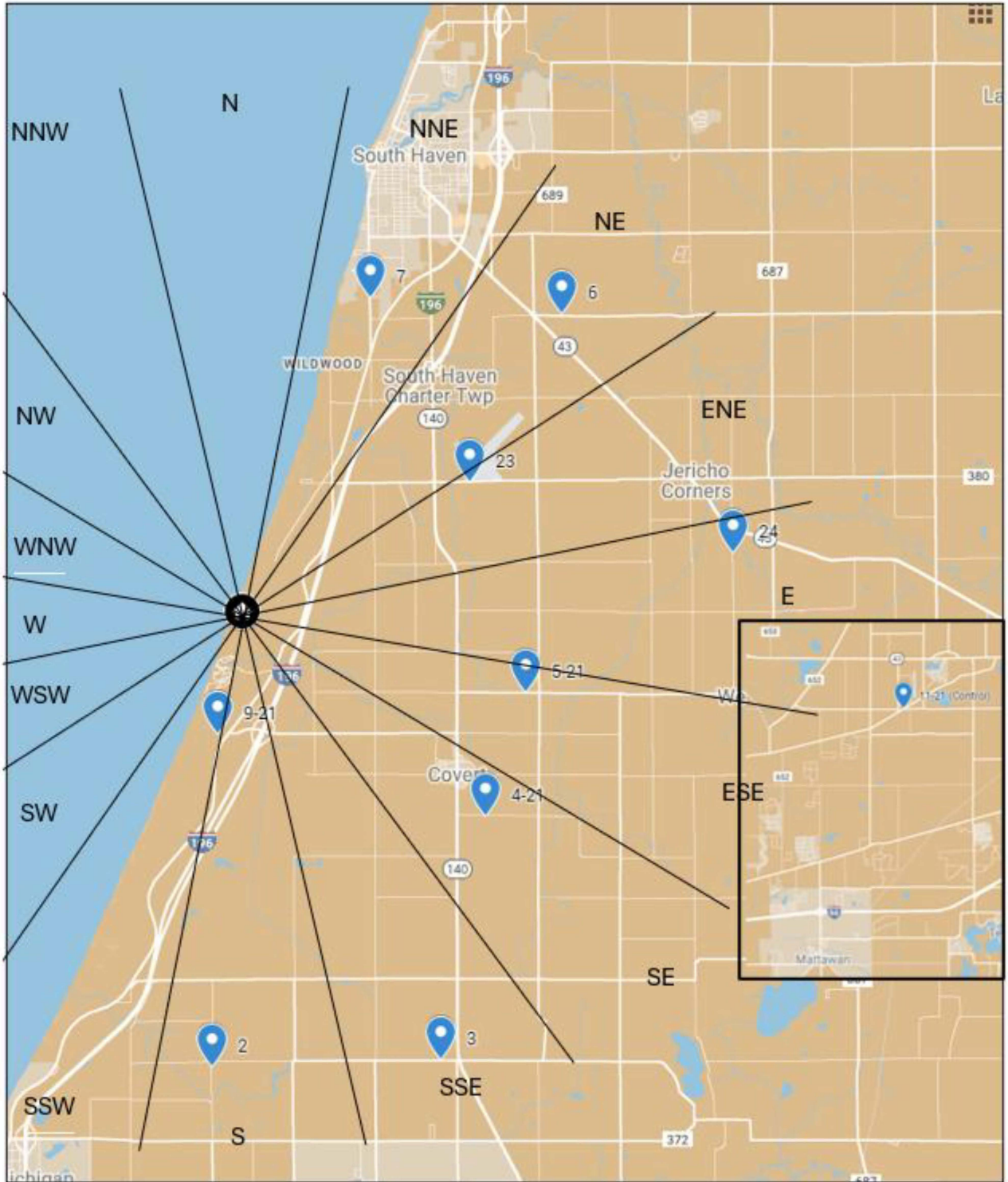
Annual Radiological Environmental Operating Report

Figure 3, Inner Ring TLD Locations



Annual Radiological Environmental Operating Report

Figure 4, Outer Ring TLD Locations



**Annual Radiological Environmental Operating Report****4.0 INTERPRETATION AND TRENDS OF RESULTS****4.1 Air Particulate Sample**

There were 318 air samples collected and analyzed for gross beta during 2025. Air particulate samples are collected weekly from six (6) air-sampling locations, five (5) of which are indicator locations and one (1) is a control location. During the weekly collection an "as left" leak test is performed at each station to ensure that the connections are tight and the air is passing through the filters. Weekly samples are sent to Teledyne Brown Engineering Environmental Services for gross beta analysis and compiled for a quarterly gamma isotopic analysis.

Analysis of the airborne particulate sample data, between the five (5) near-site indicator locations and the control location, validates that the surrounding environment is not adversely affected by Palisades' radiological effluents. The average concentration of gross beta activity among all indicator locations was  $2.43\text{E-}02$  pCi/m<sup>3</sup> and was  $2.35\text{E-}02$  pCi/m<sup>3</sup> for the control location. Gamma isotopic analysis is performed quarterly on a quarterly composite of the weekly filter papers. All radionuclides detected were naturally occurring radionuclides which are not attributed to plant radiological effluents.

Palisades' pre-operational environmental study showed naturally occurring gross beta radiation between 0.03 and 3.0 pCi/m<sup>3</sup> with a similar trend between stations onsite, in the surrounding community, and control stations. The activity results from 2025 indicate there is no measurable change between pre-operational airborne gross beta activity and present day airborne gross beta activity.

In the absence of plant-related gamma radionuclides, gross beta activity is attributed to naturally occurring radionuclides. The air sample results collected in accordance with the REMP support the conclusions of the effluents monitoring program for 2025. This conclusion is that the surrounding environment is not adversely affected by Palisades' radiological effluents. No REMP air samples from 2025 contained measurable radiological materials attributed to Palisades' radiological effluents.

**Annual Radiological Environmental Operating Report****4.2 Thermoluminescent Dosimetry (TLD) Sample Results**

Palisades reports measured radiation dose as net exposure (subtracting control reading) normalized to 91 days and are presented in a table based on ANSI/HPS N13.37-2014 Table D2. TLDs are oriented in an inner ring, outer ring, and a control location. The inner ring consists of 11 TLDs, the outer ring consists of nine (9) TLDs, and there are two (2) control locations. This orientation allows for monitoring all nine (9) overland compass sectors surrounding Palisades. To assess the effect of direct and shine radiation from Palisades to the environment, each location is compared to a baseline of historical data which was created from a comprehensive review of results from January 2019 through December 2023 for each location. A result outside three (3) standard deviations of the historical mean is indicative of dose attributed to operation of the plant and a follow-up investigation is performed to evaluate the cause.

Shield dosimeters and transient dosimeters are sent with the new field dosimeters but the transients are immediately sent back with the previous quarter field dosimeters after being changed out to account for dose received during shipment to and from the vendor. This is representative of the dose received during transient and is subtracted from the field dosimeters. During 2025, none of the TLD values indicated a dose attributed to Palisades plant operation or activities.

During 2021, four additional locations were added (identified as 4-21, 5-21, 9-21, and 11-21) to establish a new baseline at these locations. Starting in the first quarter of 2022, locations 4, 5, 9, 10, 11, and 12 were discontinued and locations 4-21, 5-21, 9-21, and 11-21 were implemented into the program. Essentially this resulted in a relocation of three of the outer ring TLDs, a relocation of one of the control TLDs, and a discontinuation of two control TLDs. All changes made were in accordance with the ODCM and the ODCM change process (technical specification 5.5.1 c.). As a result, these locations do not have a full five (5) years of historical data in which to create a baseline.

TLD measurements taken as part of Palisades' pre-operational environmental study used different instrumentation, which had difficulty in achieving desired sensitivity and accuracy. A more sensitive type of TLD was implemented in 1971 and the present day TLD device used is the industry standard. TLD data has trended consistently throughout the several most recent independent spent fuel storage installation (ISFSI) loading campaigns which indicates that these loading campaigns have had no measurable effect on the environment.

## Annual Radiological Environmental Operating Report

## Quarterly DLR Results

2025

| Location | Location Qtrly Baseline, $B_Q^1$ (mrem) | $B_Q^1 + MDD_Q^2$ (mrem) | Normalized Net Dose, $M_{QX}$ (mrem/std. Qtr) |       |       |       | Annual Baseline, $B_A^{(1)}$ (mrem) | $B_A + MDD_A^{(2)}$ (mrem) | Annual Facility Dose, $F_A$ (mrem) |
|----------|---|--------------------------|---|-------|-------|-------|-------------------------------------|----------------------------|------------------------------------|
|          |   |                          | Q1  | Q2    | Q3    | Q4    |                                     |                            |                                    |
| 1        | 10.72                                   | 12.27                    | 9.19  | 11.05 | 10.60 | 11.15 | 42.85                               | 45.78                      | ND                                 |
| 2        | 14.12                                   | 16.02                    | 12.22   | 14.01 | 14.28 | 14.75 | 56.40                               | 59.16                      | ND                                 |
| 3        | 11.14                                   | 12.81                    | 9.65  | 10.90 | 11.63 | 11.88 | 44.46                               | 47.47                      | ND                                 |
| 6        | 10.72                                   | 12.29                    | 9.15  | 10.54 | 11.26 | 11.24 | 42.90                               | 45.47                      | ND                                 |
| 7        | 9.71                                    | 11.40                    | 8.65  | 9.39  | 10.26 | 10.62 | 38.74                               | 42.19                      | ND                                 |
| 8        | 10.06                                   | 11.70                    | 8.83  | 10.14 | 10.14 | 10.49 | 40.18                               | 42.30                      | ND                                 |
| 12*      |   |                          | 10.39   | 11.29 | 11.02 | 10.87 |                                     |                            |                                    |
| 13       | 9.48                                    | 10.78                    | 8.60  | 9.33  | 9.52  | 9.70  | 37.87                               | 40.29                      | ND                                 |
| 14       | 8.36                                    | 9.97                     | 7.65  | 8.22  | 9.23  | 8.79  | 33.36                               | 36.29                      | ND                                 |
| 15       | 9.08                                    | 10.65                    | 7.76  | 9.24  | 9.25  | 9.48  | 36.20                               | 38.19                      | ND                                 |
| 16       | 9.15                                    | 10.75                    | 8.41  | 9.17  | 9.57  | 9.42  | 36.49                               | 38.51                      | ND                                 |
| 17       | 8.79                                    | 10.22                    | 7.95  | 8.80  | 9.24  | 9.68  | 35.01                               | 38.17                      | ND                                 |
| 18       | 9.79                                    | 11.65                    | 8.68  | 9.90  | 10.38 | 10.43 | 39.05                               | 40.91                      | ND                                 |
| 19       | 9.45                                    | 11.04                    | 8.68  | 9.90  | 10.04 | 9.90  | 37.68                               | 40.14                      | ND                                 |
| 20       | 9.38                                    | 11.09                    | 8.52  | 9.81  | 9.53  | 9.89  | 37.40                               | 39.67                      | ND                                 |
| 21       | 9.58                                    | 10.95                    | 8.57  | 9.63  | 9.90  | 10.25 | 38.26                               | 39.49                      | ND                                 |
| 23       | 11.15                                   | 12.70                    | 9.94  | 11.25 | 11.27 | 11.63 | 44.51                               | 47.05                      | ND                                 |
| 24       | 11.69                                   | 13.55                    | 10.55   | 12.18 | 12.42 | 12.33 | 46.58                               | 49.35                      | ND                                 |
| 4-21     | 10.39                                   | 12.04                    | 8.85  | 10.50 | 10.55 | 11.13 | 41.57                               | 42.43                      | ND                                 |
| 5-21     | 11.83                                   | 14.06                    | 10.21   | 11.84 | 11.89 | 12.16 | 47.33                               | 48.07                      | ND                                 |
| 9-21     | 10.11                                   | 12.12                    | 8.71  | 9.90  | 9.93  | 10.24 | 40.42                               | 40.63                      | ND                                 |
| 11-21    | 11.88                                   | 13.61                    | 10.55   | 11.57 | 12.13 | 12.47 | 47.51                               | 49.16                      | ND                                 |

**B** The estimated mean background radiation dose at each field monitoring location based on historical measurements, excluding any dose contribution from the monitoring facility

**MDD** The smallest amount of facility related dose at each monitoring location above the baseline background dose that can be reliably detected by an environmental dosimetry system.

\* Not enough data to calculate a 5-year quarterly or annual baseline.

**Annual Radiological Environmental Operating Report****4.3 Waterborne Sample Results****4.3.1 Surface Water**

During 2025 Palisades implemented the REMP in accordance with the ODCM for collection of surface and drinking water. The Ludington location is used as the control for all surface and drinking water samples and is collected 125 miles (201 km) north of Palisades. The Ludington Control sample is analyzed monthly and is a composite of daily samples. Surface water samples are analyzed for gamma and tritium activity and drinking water is analyzed for gamma, tritium and gross beta.

The indicator surface water samples collected and analyzed for the REMP include "Lake In" water. This sample is Lake Michigan water after it has traveled through the Palisades' intake structure and traveling screens. This sample is collected daily and composited into a monthly sample which is analyzed for gamma radionuclide and tritium weekly onsite. This sample is also analyzed by Teledyne Brown Engineering Environmental Services for gamma and tritium activity monthly. All radionuclides detected were naturally occurring and are not attributed to Palisades' effluents.

The surface water sample results collected in accordance with the REMP are consistent with the calculations and methodologies of the effluents monitoring program for 2025. The results indicate that the surrounding environment is not adversely affected by Palisades' radiological effluents. No REMP surface water samples from 2025 contained measurable radiological materials attributed to Palisades' effluents.

**4.3.2 Drinking Water**

The indicator drinking water samples collected and analyzed for the REMP include "Domestic Water" and "South Haven Drinking Water" (SHRAW). All samples are analyzed for gamma isotopic, tritium, and gross beta by Teledyne Brown Engineering Environmental Services.

Domestic Water is collected onsite from a potable water system. This sample is collected daily and composited into a monthly sample.. The South Haven Drinking Water is collected from the City of South Haven Water Treatment facility located in South Haven, MI and is also collected daily and composited into a monthly sample. All radionuclides detected from these two (2) indicator locations were naturally occurring and are not attributed to Palisades' radiological effluents. Six (6) out of the twenty-four (24) monthly composite samples contained measurable gross beta activity with the average detectable gross beta activity at 3.11 pCi/L. The gross beta activity is attributed to naturally occurring radionuclide. Domestic water is not required by the ODCM for the REMP. This sample is collected as part of the NRC bulletin 80-10 commitments and is included in this report because the data strengthens the REMP.

Palisades' pre-operational environmental study established a baseline of gross beta activity for the site before Palisades was operational. The study results relied upon as a baseline of surface water and gross beta activity between 11 - 18 (+/- 5) pCi/L.

The drinking water sample results collected, in accordance with the REMP, support the conclusions of the effluents monitoring program for 2025. This conclusion is that the surrounding environment is not affected by Palisades' radiological effluents.

**Annual Radiological Environmental Operating Report**4.3.3 Well Water

Palisades samples one (1) offsite well water location. This sample is not required by Palisades' ODCM but has been procedurally implemented to strengthen the program overall. The REMP well water sample is collected offsite from a neighboring community and is identified as, "Palisades Park Commercial Well Water" (location 47). This sample is collected once per quarter as a grab sample from a community just south of Palisades while the facility is operational (summer months). This sample is analyzed for gamma, tritium, and gross beta activity by Teledyne Brown Engineering Environmental Services. In 2025, no radionuclides were detected in this sample. One (1) out of the two (2) quarterly samples contained measurable gross beta activity with the average detectable activity of 6.01 pCi/L. The gross beta activity is attributed to naturally occurring radionuclide. Sampling was performed from June and September 2025.

Palisades' pre-operational environmental study established a baseline of gross beta activity for the site before Palisades was operational. The study results were that five well water samples from Palisades contained gross beta activity above 5 pCi/L with the highest value being 16 pCi/L.

The well water sample results collected in accordance with the REMP support the conclusions of the effluents monitoring program for 2025. This conclusion is that the surrounding environment is not adversely affected by Palisades' radiological effluents. No REMP well water samples from 2025 contained measurable radiological materials attributed to Palisades' radiological effluents.

**Annual Radiological Environmental Operating Report****4.4 Sediment Sample Results**

Sediment samples are collected two (2) times per year, north and south of the plant from the beach on Lake Michigan. One sample is collected at the Covert Campgrounds south of the plant and a second sample is collected approximately 0.5 miles north of the plant at Van Buren State Park. Both the north and south sediment samples are analyzed for gamma radionuclides. In 2025, only naturally occurring radioisotopes were detected, which are not attributed to Palisades' radiological effluents. In accordance with the ODCM, no control sample is collected for this sample type.

Soil samples were not specifically part of the Palisades' pre-operational environmental study, however a soil study of Cs-137 was performed by Palisades in 2011 (due to global events such as historical atomic testing and fallout). Analysis was performed of soil in the surrounding area (Southwest Michigan) which showed Cs-137 concentrations between  $1.41\text{E-}08$  uCi/g and  $5.68\text{E-}07$  uCi/g with an average of  $2.68\text{E-}07$  uCi/g. Considering similar studies performed by other utilities, a conservative (low) background of  $1.8\text{E-}07$  uCi/g Cs-137 in soil is assumed to be due to global fallout.

The sediment sample results collected in accordance with the REMP support the conclusions of the effluents monitoring program for 2025. This conclusion is that the surrounding environment is not adversely affected by Palisades' radiological effluents.

**4.5 Ingestion Sample Results****Fish Sample Results**

Indicator and Control fish samples are collected and analyzed twice per year. The filet of the fish is shipped to a vendor and analyzed for gamma radionuclides. The indicator fish are collected near Palisades lake-out discharge point. At least two (2) species of commercial or recreational importance are collected and analyzed. At least one (1) sample of the same species is collected as a control sample. The control fish are collected 201 km north of Palisades near Ludington, MI. In 2025, the only radionuclides detected among all fish samples were naturally occurring radionuclides which were not attributed to Palisades' radiological effluents.

Palisades' pre-operational environmental study established a baseline for radiological material in fish. The study established that gross beta activity is generally between 2 and 4 pCi/g and gross gamma activity is generally between 0.04 and 0.4 pCi/g in fish. Cs-137 and Sr-90 were measured in the pre-operational study and were expected to be measured due to known worldwide contamination from historical global atomic testing. Cs-137 detected was generally between 0.10 and 0.25 pCi/g and Sr-90 detected was generally between 0.01 to 0.04 pCi/g in the pre-operational environmental study.

The fish sample results collected in accordance with the REMP support the conclusions of the effluents monitoring program for 2025. This conclusion is that the surrounding environment is not adversely affected by Palisades' radiological effluents.

## Annual Radiological Environmental Operating Report

**4.6 Land Use Census Results**

The latest land use census (performed in August 2025) did not identify any changes that would prompt a change to the REMP or ODCM. The method used to perform the census was in accordance with the ODCM and site procedures. The sectors in Table 5 include all overland compass sectors.

In accordance with the REMP, the census was restricted to 2.5 miles after it was confirmed that the existing cow and goat in the ESE sector would be the critical receptor (for dose modeling purposes). Even if a cow or goat were identified greater than 2.5 miles from Palisades in the other sectors, the nearer goat and cow would be used (due to the higher consequence) to calculate dose to the public.

**Table 5, Closest Receptor by Sector**

|    | Direction | Garden (miles) | Cow (miles) | Goat (miles) | Resident |
|----|-----------|----------------|-------------|--------------|----------|
| 2  | NNE       | 2.44           | > 2.5       | > 2.5        | 1.67     |
| 3  | NE        | 2.74           | > 2.5       | > 2.5        | 1.14     |
| 4  | ENE       | 3.95           | 2.29        | > 2.5        | 1.19     |
| 5  | E         | N/A            | 3.51        | 3.46         | 1.62     |
| 6  | ESE       | 2.43           | 2.04        | 2.04         | 1.35     |
| 7  | SE        | 2.20           | 3.88        | 3.88         | 0.87     |
| 8  | SSE       | 0.70           | > 2.5       | > 2.5        | 0.80     |
| 9  | S         | N/A            | > 2.5       | > 2.5        | 0.51     |
| 10 | SSW       | N/A            | > 2.5       | > 2.5        | 0.48     |

**4.7 Interlaboratory Comparison Results**

Attachment 3 contains a summary of the results for the Interlaboratory Comparison program for Teledyne Brown Engineering Environmental Services.

**5.0 RADIOLOGICAL ENVIRONMENTAL MONITORING PROGRAM SUMMARY**

Table 6, Radiological Environmental Monitoring Program Summary, summarizes data for the 2025 REMP program.

**Table 6, Radiological Environmental Monitoring Program Summary**

| Sample Type<br>(Units)                   | Type / Number<br>of Analyses | LLD <sup>[Note 1]</sup> | Indicator Locations<br>Mean (F) <sup>[Note 2]</sup><br>[Range] | Location <sup>[Note 3]</sup><br>[Highest<br>Annual Mean] | Mean (F) <sup>[Note 2]</sup><br>[Range]         | Control<br>Locations Mean<br>(F) <sup>[Note 2]</sup> [Range] | Number of<br>Reportable<br>Occurrences<br><sup>[Note 4]</sup> |
|--|------------------------------|-------------------------|--|--|---|--|---|
| <b>Air (pCi/m<sup>3</sup>)</b>           | GB / 318                     | 0.01                    | 2.43E-02 (265/265)<br>[8.75E-03 – 5.52E-02]                    | Station 4<br>(3.882 mi. SE)                              | 2.66E-02<br>(53/53)<br>[8.75E-03 –<br>5.52E-02] | 2.35E-02 (53/53)<br>[9.28E-03 -<br>4.48E-02]                 | 0   |
|  | I-131 / 114                  | 0.07                    | <MDA (0/95)  | N/A  | N/A   | <MDA (0/19)  | 0   |
|  | Cs-134 / 24                  | 0.05                    | <MDA (0/20)  | N/A  | N/A   | <MDA (0/4)   | 0   |
|  | Cs-137 / 24                  | 0.06                    | <MDA (0/20)  | N/A  | N/A   | <MDA (0/4)   | 0   |
| <b>Direct<br/>Radiation<br/>(mR/Qtr)</b> | Gamma / 88                   | Sensitivity of 3<br>mR  | 10.16 (80/80)<br>[7.65 – 14.75]                                | 2<br>(5.56 mi S)   | 13.82 (4/4)<br>[12.22 - 14.75]                  | 11.29 (8/8)<br>[10.39 – 12.47]                               | 0   |
| <b>Surface Water<br/>(pCi/L)</b>         | H-3 / 24                     | 2000                    | <MDA (0 / 12)  | N/A  | N/A   | <MDA (0 / 12)  | 0   |
|  | Mn-54 / 24                   | 15                      | <MDA (0 / 12)  | N/A  | N/A   | <MDA (0 / 12)  | 0   |
|  | Fe-59 / 24                   | 30                      | <MDA (0 / 12)  | N/A  | N/A   | <MDA (0 / 12)  | 0   |
|  | Co-58 / 24                   | 15                      | <MDA (0 / 12)  | N/A  | N/A   | <MDA (0 / 12)  | 0   |
|  | Co-60 / 24                   | 15                      | <MDA (0 / 12)  | N/A  | N/A   | <MDA (0 / 12)  | 0   |
|  | Zn-65 / 24                   | 30                      | <MDA (0 / 12)  | N/A  | N/A   | <MDA (0 / 12)  | 0   |
|  | Zr-95 / 24                   | 30                      | <MDA (0 / 12)  | N/A  | N/A   | <MDA (0 / 12)  | 0   |
|  | Nb-95 / 24                   | 15                      | <MDA (0 / 12)  | N/A  | N/A   | <MDA (0 / 12)  | 0   |
|  | Cs-134 / 24                  | 15                      | <MDA (0 / 12)  | N/A  | N/A   | <MDA (0 / 12)  | 0   |
|  | Cs-137 / 24                  | 18                      | <MDA (0 / 12)  | N/A  | N/A   | <MDA (0 / 12)  | 0   |
|  | Ba-140 / 24                  | 60                      | <MDA (0 / 12)  | N/A  | N/A   | <MDA (0 / 12)  | 0   |
|  | La-140 / 24                  | 15                      | <MDA (0 / 12)  | <MDA (0 / 12)  | N/A   | N/A  | <MDA (0 / 12)   |

## Annual Radiological Environmental Operating Report

Table 6, Radiological Environmental Monitoring Program Summary

| Sample Type (Units)    | Type / Number of Analyses | LLD <sup>[Note 1]</sup> | Indicator Locations Mean (F) <sup>[Note 2]</sup> [Range] | Location <sup>[Note 3]</sup> [Highest Annual Mean] | Mean (F) <sup>[Note 2]</sup> [Range] | Control Locations Mean (F) <sup>[Note 2]</sup> [Range] | Number of Reportable Occurrences <sup>[Note 4]</sup> |
|------------------------|---------------------------|-------------------------|--|--|--------------------------------------|--|--|
| Drinking Water (pCi/L) | Gross Beta / 31           | 4                       | 3.11 (6 / 24)<br>[2.51 – 4.43]                           | SHRAW<br>(Off-site)                                | 3.47 (2 / 12)<br>[2.51 – 4.43]       | 2.66 (2 / 7)<br>[2.50 - 2.81]                          | 0  |
|                        | H-3 / 36                  | 2000                    | <MDA (0 / 24)  | N/A  | N/A                                  | <MDA (0 / 12)  | 0  |
|                        | Mn-54 / 36                | 15                      | <MDA (0 / 24)  | N/A  | N/A                                  | <MDA (0 / 12)  | 0  |
|                        | Fe-59 / 36                | 30                      | <MDA (0 / 24)  | N/A  | N/A                                  | <MDA (0 / 12)  | 0  |
|                        | Co-58 / 36                | 15                      | <MDA (0 / 24)  | N/A  | N/A                                  | <MDA (0 / 12)  | 0  |
|                        | Co-60 / 36                | 15                      | <MDA (0 / 24)  | N/A  | N/A                                  | <MDA (0 / 12)  | 0  |
|                        | Zn-65 / 36                | 30                      | <MDA (0 / 24)  | N/A  | N/A                                  | <MDA (0 / 12)  | 0  |
|                        | Zr-95 / 36                | 30                      | <MDA (0 / 24)  | N/A  | N/A                                  | <MDA (0 / 12)  | 0  |
|                        | Nb-95 / 36                | 15                      | <MDA (0 / 24)  | N/A  | N/A                                  | <MDA (0 / 12)  | 0  |
|                        | Cs-134 / 36               | 15                      | <MDA (0 / 24)  | N/A  | N/A                                  | <MDA (0 / 12)  | 0  |
|                        | Cs-137 / 36               | 18                      | <MDA (0 / 24)  | N/A  | N/A                                  | <MDA (0 / 12)  | 0  |
|                        | Ba-140 / 36               | 60                      | <MDA (0 / 24)  | N/A  | N/A                                  | <MDA (0 / 12)  | 0  |
| La-140 / 36            | 15                        | <MDA (0 / 24)           | N/A  | N/A  | <MDA (0 / 12)                        | 0  |  |
| Fish (pCi/kg)          | Mn-54 / 9                 | 130                     | <MDA (0 / 6)   | N/A  | N/A                                  | <MDA (0 / 3)   | 0  |
|                        | Fe-59 / 9                 | 260                     | <MDA (0 / 6)   | N/A  | N/A                                  | <MDA (0 / 3)   | 0  |
|                        | Co-58 / 9                 | 130                     | <MDA (0 / 6)   | N/A  | N/A                                  | <MDA (0 / 3)   | 0  |
|                        | Co-60 / 9                 | 130                     | <MDA (0 / 6)   | N/A  | N/A                                  | <MDA (0 / 3)   | 0  |
|                        | Zn-65 / 9                 | 260                     | <MDA (0 / 6)   | N/A  | N/A                                  | <MDA (0 / 3)   | 0  |
|                        | Cs-134 / 9                | 130                     | <MDA (0 / 6)   | N/A  | N/A                                  | <MDA (0 / 3)   | 0  |
|                        | Cs-137 / 9                | 150                     | <MDA (0 / 6)   | N/A  | N/A                                  | <MDA (0 / 3)   | 0  |

**Table 6, Radiological Environmental Monitoring Program Summary**

| Sample Type<br>(Units)   | Type / Number<br>of Analyses | LLD <sup>[Note 1]</sup> | Indicator Locations<br>Mean (F) <sup>[Note 2]</sup><br>[Range] | Location <sup>[Note 3]</sup><br>[Highest<br>Annual Mean] | Mean (F) <sup>[Note 2]</sup><br>[Range] | Control<br>Locations Mean<br>(F) <sup>[Note 2]</sup> [Range] | Number of<br>Reportable<br>Occurrences<br><sup>[Note 4]</sup> |
|--|------------------------------|-------------------------|--|--|---|--|---|
| <b>Sediment<br/>(North)<br/>(pCi/kg)</b>                                     | Cs-134 / 4                   | 150                     | <MDA (0 / 4)   | N/A  | N/A                                     | Control sample not<br>required                               | 0   |
|  | Cs-137 / 4                   | 180                     | <MDA (0 / 4)   | N/A  | N/A                                     |  | 0   |
| <b>Offsite Well<br/>Water (Pal<br/>Park<br/>Commercial<br/>Well) (pCi/L)</b> | Gross Beta / 2               | 4                       | 6.01 (1/ 2)<br>[6.01 - 6.01]                                   | Palisades Park<br>Commercial<br>Well (0.7 mi. S)         | 6.01 (1 / 2)<br>[6.01 - 6.01]           | Control sample not<br>required                               | 0   |
|  | H-3 / 2                      | 2000                    | <MDA (0 / 2)   | N/A  | N/A                                     |  | 0   |
|  | Mn-54 / 2                    | 15                      | <MDA (0 / 2)   | N/A  | N/A                                     |  | 0   |
|  | Fe-59 / 2                    | 30                      | <MDA (0 / 2)   | N/A  | N/A                                     |  | 0   |
|  | Co-58 / 2                    | 15                      | <MDA (0 / 2)   | N/A  | N/A                                     |  | 0   |
|  | Co-60 / 2                    | 15                      | <MDA (0 / 2)   | N/A  | N/A                                     |  | 0   |
|  | Zn-65 / 2                    | 30                      | <MDA (0 / 2)   | N/A  | N/A                                     |  | 0   |
|  | Zr-95 / 2                    | 30                      | <MDA (0 / 2)   | N/A  | N/A                                     |  | 0   |
|  | Nb-95 / 2                    | 15                      | <MDA (0 / 2)   | N/A  | N/A                                     |  | 0   |
|  | Cs-134 / 2                   | 15                      | <MDA (0 / 2)   | N/A  | N/A                                     |  | 0   |
|  | Cs-137 / 2                   | 18                      | <MDA (0 / 2)   | N/A  | N/A                                     |  | 0   |
|  | Ba-140 / 2                   | 60                      | <MDA (0 / 2)   | N/A  | N/A                                     |  | 0   |
|  | La-140 / 2                   | 15                      | <MDA (0 / 2)   | N/A  | N/A                                     |  | 0   |

[Note 1] – LLD = Required lower limit of detection

[Note 2] – Mean and range based upon detectable measurements only. Fraction of detectable measurements at specified locations is indicated in parenthesis (F).

[Note 3] – Locations are specified (1) by name and (2) compass sector relative to reactor site.

[Note 4] – A reportable occurrence is a situation in which an NRC report was submitted in accordance with the requirements in Palisades ODCM.

**Sample Deviations**

| Comment No. | Sample Media Affected | Sample Location | Date | Problem | Evaluation/Actions |
|-------------|-----------------------|-----------------|------|---------|--------------------|
|-------------|-----------------------|-----------------|------|---------|--------------------|

**Missed Samples**

|   |       |    |         |  |   |
|---|-------|----|---------|--|---|
| 1 | WD/WT | 32 | Aug-Dec | Gross beta for drinking water control (Ludington) was not analyzed from Aug to Dec 2025. | A change in analysis to align with the ODCM was implemented and Ludington was marked as a surface water sample that didn't require gross beta analysis to be performed. It was identified that this sample is also used as the drinking water control, which required gross beta results. This sample has been recategorized as a drinking water sample to ensure that analysis is performed. |
|---|-------|----|---------|--|---|

**Sample Anomalies**

|   |    |   |           |  |  |
|---|----|---|-----------|--|--|
| 1 | AP | 4 | 7/14/2025 | During weekly air sample exchange, location 4 was found without power. This resulted in a total sample volume of 84.95 cubic meters. | The GFCI was found to be tripped and when reset, the power was restored. Lower limit of detection was met for this sample. |
|---|----|---|-----------|--|--|

**Sample Locations**

| Station | Code* |  | Location*  | Air Part | Lake Water | Milk | Food Products | Sediment | TLD | Fish | Well Water |
|---------|-------|--|--|----------|------------|------|---------------|----------|-----|------|------------|
| 1       | ST    | Palisades Nuclear Plant                    | Onsite, on tree near NW corner of bag crew bldg.   |          |            |      |               |          | X   |      |            |
| 1       | ST    | Palisades Nuclear Plant                    | Plant discharge area.  |          | X          |      |               |          |     | X    |            |
| 2       | TH    | RR 3 Coloma<br>5.6 miles S                 | TLD located on Becht Road, west side on post, 50 yards south of 48th Ave.  |          |            |      |               |          | X   |      |            |
| 3       | HS    | 76182 48th Ave,<br>Covert<br>5.8 miles SSE | Along 48th Ave, 1/4 mile west of 76th St. In barnyard 50 yds off north side of road.                               |          |            |      |               |          | X   |      |            |
| 4       | JS    | 36th Avenue, 0.5 miles east of M-140       | South side of road. TLD is in air sample station housing.  | X        |            |      |               |          | X   |      |            |
| 5       | PR    | 72723 CR 378 Covert<br>3.5 miles ESE       | Along CR 378, 3/4 mile east of M-140, 30 ft off north side of road. TLD is in air sample station housing.          | X        |            |      |               |          | X   |      |            |
| 6       | RB    | RR 3 South Haven<br>4.5 miles NE           | Along 12th Ave (CR 384), turn NW past Maple Grove, go 1/4 mile located in orchard on north side of road.           |          |            |      |               |          | X   |      |            |
| 7       | SN21  | Emergency Siren 21<br>4.1 miles NNE        | On Monroe Blvd, at corner of 76th and 11th Street.   |          |            |      |               |          | X   |      |            |
| 8       | SP    | State Park 1 mile N                        | Onsite near State Park boundary, on side of road as road turns west.   | X        |            |      |               |          | X   |      |            |
| 9       | TP    | Covert Township Park<br>1.5 miles SSW      | Along 32nd Ave, 1/4 mile west of Blue Star Hwy. 5 ft off south side of road. TLD is in air sample station housing. | X        |            |      |               |          | X   |      |            |

**Attachment 2**

**Sample Locations**

| Station | Code* |                                 | Location*   | Air Part | Lake Water | Milk | Food Products | Sediment | TLD | Fish | Well Water |
|---------|-------|---------------------------------|---|----------|------------|------|---------------|----------|-----|------|------------|
| 11      | KZ    | Kalamazoo, MI<br>29 miles E     | R Clock's driveway,<br>10523 Almena Drive, Kalamazoo.   |          |            |      |               |          | X   |      |            |
| 12      |       | Emergency Operating<br>Facility | 330 W Main St, Benton Harbor  | X        |            |      |               |          | X   |      |            |
| 13      | ST    | Perimeter of Palisades<br>NNE   | Past #8 along dirt road, west up<br>dune path at right of containment<br>test structure.                              |          |            |      |               |          | X   |      |            |
| 14      | ST    | Perimeter of Palisades<br>NE    | 25 yards of east of road, between<br>State Park and DFS Building.   |          |            |      |               |          | X   |      |            |
| 15      | ST    | Perimeter of Palisades<br>E     | North along Blue Star Hwy, 3/4<br>miles from access road, 10 ft off<br>west side of road.                             |          |            |      |               |          | X   |      |            |
| 16      | ST    | Perimeter of Palisades<br>E     | North along Blue Star Hwy,<br>0.4 miles from access road, 50 ft<br>off west side of road.                             |          |            |      |               |          | X   |      |            |
| 17      | ST    | Perimeter of Palisades<br>ESE   | Along access road, 25 yds south<br>of southern power line, 15 yds off<br>east side of road.                           |          |            |      |               |          | X   |      |            |
| 18      | ST    | Perimeter of Palisades<br>SE    | 20 yds from access road along<br>south road. 40 yds off south road.   |          |            |      |               |          | X   |      |            |
| 19      | ST    | Perimeter of Palisades<br>SSE   | 0.2 miles along south road from<br>access road, 30 ft off north side of<br>road. TLD 30 ft off south side of<br>road. | X        |            |      |               |          | X   |      |            |
| 20      | ST    | Perimeter of Palisades<br>S     | 0.4 miles along south road from<br>access road, 20 ft off south side of<br>road.                                      |          |            |      |               |          | X   |      |            |
| 21      | ST    | Perimeter of Palisades<br>SSW   | 0.7 miles along south road from<br>access road, just past top of hill.<br>Near Lake Michigan Bluff.                   |          |            |      |               |          | X   |      |            |

**Sample Locations**

| Station | Code* |                                      | Location*                          | Air Part | Lake Water | Milk | Food Products | Sediment | TLD | Fish | Well Water |
|---------|-------|--------------------------------------|------------------------------------|----------|------------|------|---------------|----------|-----|------|------------|
| 22      | PW    | Palisades Warehouse                  | Control TLD in lead cave.          |          |            |      |               |          | X   |      |            |
| 23      | SN19  | Emergency Siren 19<br>3 miles ENE    | On CR 380.                         |          |            |      |               |          | X   |      |            |
| 24      | SN26  | Emergency Siren 26<br>6 miles E      | On 67th Street.                    |          |            |      |               |          | X   |      |            |
| 25      | SH    | South Haven<br>5.5 miles NNE         | South Haven Water Treatment Plant. |          | X          |      |               |          |     |      |            |
| 29      |       | 1.78 miles S. of Plant               | Covert Township Park Campgrounds   |          |            |      |               | X        |     |      |            |
| 30      | STN   | 0.5 mile N of discharge              |                                    |          |            |      |               | X        |     |      |            |
| 31      | STS   | South site boundary                  | Beach at the south site boundary.  |          |            |      |               | X        |     |      |            |
| 32      | LP    | Ludington Pumped Storage 125 Miles N |                                    |          | X          |      |               |          |     | X    |            |
| 47      | PP    | Palisades Park                       | South of Plant.                    |          |            |      |               |          |     |      | X          |

\*Locations are approximate.

**Interlaboratory Comparison Program Results****1.0 Summary**

The Teledyne Brown Engineering Environmental Services (TBE-ES) laboratory analyzed Performance Evaluation (PE) samples of air particulate (AP), milk, soil, vegetation, and water matrices that represent test and matrix combinations available for REMP programs. The PE samples supplied by Eckert & Ziegler (E&Z) Analytics Inc., Environmental Resource Associates (ERA), and Department of Energy (DOE) Mixed Analyte Performance Evaluation Program (MAPEP), were evaluated against the following pre-set acceptance criteria:

**A. E&Z Analytics Evaluation Criteria**

Analytics' evaluation report provides a ratio of TBE's result and E&Z Analytics' known value. Since flag values are not assigned by E&Z Analytics, TBE evaluates the reported ratios based on internal QC requirements based on the DOE MAPEP criteria.

1. A = Acceptable - reported result falls within ratio limits of 0.80-1.20
2. W = Acceptable with warning - reported result falls within 0.70-0.80 or 1.20-1.30
3. N = Not Acceptable - reported result falls outside the ratio limits of < 0.70 and > 1.30

**B. ERA Evaluation Criteria**

ERA's evaluation report provides an acceptance range for control and warning limits with associated flag values. ERA's acceptance limits are established per the US EPA, National Environmental Laboratory Accreditation Conference (NELAC), state-specific Performance Testing (PT) program requirements or ERA's SOP for the Generation of Performance Acceptance Limits, as applicable. The acceptance limits are either determined by a regression equation specific to each analyte or a fixed percentage limit promulgated under the appropriate regulatory document.

1. A = Acceptable - Reported value falls within the Acceptance Limits
2. N = Not Acceptable - Reported value falls outside of the Acceptance Limits

**C. DOE Evaluation Criteria**

MAPEP's evaluation report provides an acceptance range with associated flag values. MAPEP defines three levels of performance:

1. Acceptable (flag = "A") - result within  $\pm 20\%$  of the reference value
2. Acceptable with Warning (flag = "W") - result falls in the  $\pm 20\%$  to  $\pm 30\%$  of the reference value
3. Not Acceptable (flag = "N") - bias is greater than 30% of the reference value

*Note: The Department of Energy (DOE) Mixed Analyte Performance Evaluation Program (MAPEP) samples are created to mimic conditions found at DOE sites which do not always resemble typical environmental samples obtained at commercial nuclear power facilities.*

**Interlaboratory Comparison Program Results**

The Inter-Laboratory Comparison Program provides evidence of “in control” counting systems and methods, and that the laboratories are producing accurate and reliable data. For the TBE laboratory, 157 out of 164 analyses performed met the specified acceptance criteria. Seven analyses did not meet the specified acceptance criteria and were addressed through the TBE Corrective Action Program. A summary is found below:

- A. NCR 25-04: MAPEP 25, RdV52 vegetation study for Sr-90 evaluated as “Not Acceptable.” Possible sample interference issue. Study results stated 8 out of 18 participants passed the study. All internal data reviewed and deemed accurate with internal quality control measures for sample also passing. The laboratory performed testing with Sr-85 spike with successful outcomes. The following provider study, RdV53, returned with passing results.
- B. NCR 25-05: Interlaboratory crosscheck failure: MAPEP 25-MaS52 Ni-63 in soil. A manual data-entry error in the carrier volume for one nuclide/matrix led to an incorrect LIMS value. Manual verification showed that the crosscheck would have passed with the correct volume. The procedure has been revised with more prominent notation to assist technicians. No recurrence identified and the following crosscheck study did not result in repeated error supporting effectiveness of corrective action.
- C. NCR 25-06: Interlaboratory crosscheck failure: ERA RAD141 Gr-A in water. The provider’s acceptance range was 10.0–21.2, and their reported value of 15.6 fell within this interval. TBE-ES obtained  $22.2 \pm 3.76$ , which satisfied internal QC criteria and would have aligned with the acceptance range if error margins had been considered. The QC duplicate result of 17.8 met internal requirements, and the 22% RPD demonstrated internal consistency. The provider’s Gr-A samples have historically been the lowest spiked. No internal failures identified so no corrective action deemed necessary. The following ERA RAD143 study’s performance evaluation results returned acceptable/passing.
- D. NCR 25-10: *IN-PROGRESS* Interlaboratory crosscheck failure: ERA MRAD 43, PU-239/240 (AS) in Air Particulate (filter).
- E. NCR 25-11: Interlaboratory crosscheck failure: ERA RAD-143 crosscheck failure of Uranium in water. Provider acceptance range: 48.0 – 60.0. TBE-ES result of 47.1 with internal acceptance ratio of 87.2 and no prior failures. No corrective action deemed necessary.
- F. NCR 25-12: *IN-PROGRESS* Interlaboratory crosscheck failure: MAPEP Series 53, Ni-63 in Soil.
- G. NCR 25-13: *IN-PROGRESS* Interlaboratory crosscheck failure: MAPEP Series 53, Th-232 in Soil.

Annual Radiological Environmental Operating Report

Interlaboratory Comparison Program Results

DOE Mixed Analyte Performance Evaluation Program (MAPEP)  
Teledyne Brown Engineering - Environmental Services

| Month/Year | Identification Number | Matrix     | Nuclide | Units     | TBE Reported Value | Known Value <sup>(a)</sup> | Acceptance Range | Acceptance Ratio (%) | Evaluation <sup>(b)</sup> |
|------------|-----------------------|------------|---------|-----------|--------------------|----------------------------|------------------|----------------------|---------------------------|
| Mar 2025   | 25-Ma552              | Soil       | Ni-63   | Bq/kg     | 964                | 1560                       | 1092-2028        | 61.8                 | N <sup>(1)</sup>          |
| Mar 2025   | 25-Ma552              | Soil       | Tc-99   | Bq/kg     | 659                | 725                        | 508-943          | 90.9                 | A                         |
| Mar 2025   | 25-Ma552              | Soil       | Th-228  | Bq/kg     | 44.3               | 44.4                       | 31.1-57.7        | 99.8                 | A                         |
| Mar 2025   | 25-Ma552              | Soil       | Th-230  | Bq/kg     | 46.4               | 47                         | 32.9-61.1        | 98.7                 | A                         |
| Mar 2025   | 25-Ma552              | Soil       | Th-232  | Bq/kg     | 39.9               | 41.4                       | 29.0-53.8        | 96.4                 | A                         |
| Mar 2025   | 25-MaSU52             | Urine      | Cs-134  | Bq/L      | -0.0104            |                            | False Positive   | N/A                  | A                         |
| Mar 2025   | 25-MaSU52             | Urine      | Cs-137  | Bq/L      | 0.497              | 0.608                      | 0.426-0.490      | 81.7                 | A                         |
| Mar 2025   | 25-MaSU52             | Urine      | Co-57   | Bq/L      | 0.0472             |                            | False Positive   | N/A                  | A                         |
| Mar 2025   | 25-MaSU52             | Urine      | Co-60   | Bq/L      | 0.104              | 0.0765                     | Sensitivity Eval | N/A                  | A                         |
| Mar 2025   | 25-MaSU52             | Urine      | Mn-54   | Bq/L      | 0.0365             |                            | False Positive   | N/A                  | A                         |
| Mar 2025   | 25-MaSU52             | Urine      | U-234   | Bq/L      | 0.0963             | 0.105                      | 0.074-0.137      | 91.7                 | A                         |
| Mar 2025   | 25-MaSU52             | Urine      | U-238   | Bq/L      | 0.108              | 0.109                      | 0.076-0.142      | 99.1                 | A                         |
| Mar 2025   | 25-MaSU52             | Urine      | Zn-65   | Bq/L      | -0.278             |                            | False Positive   | N/A                  | A                         |
| Mar 2025   | 25-MaW52              | Water      | Ni-63   | Bq/L      | 37.3               | 38.9                       | 27.2-50.6        | 95.9                 | A                         |
| Mar 2025   | 25-MaW52              | Water      | Tc-99   | Bq/L      | 6.64               | 6.34                       | 4.44-8.24        | 104.7                | A                         |
| Mar 2025   | 25-RdV52              | Vegetation | Cs-134  | Bq/sample | 0.0452             |                            | False Positive   | N/A                  | A                         |
| Mar 2025   | 25-RdV52              | Vegetation | Cs-137  | Bq/sample | 0.558              | 0.707                      | 0.495-0.919      | 78.9                 | W                         |
| Mar 2025   | 25-RdV52              | Vegetation | Co-57   | Bq/sample | 2.86               | 3.40                       | 2.38-4.42        | 84.1                 | A                         |
| Mar 2025   | 25-RdV52              | Vegetation | Co-60   | Bq/sample | 0.0284             |                            | False Positive   | N/A                  | A                         |
| Mar 2025   | 25-RdV52              | Vegetation | Mn-54   | Bq/sample | 2.22               | 2.72                       | 1.90-3.54        | 81.6                 | A                         |
| Mar 2025   | 25-RdV52              | Vegetation | Sr-90   | Bq/sample | 0.222              | 0.370                      | 0.259-0.481      | 60.0                 | N <sup>(2)</sup>          |
| Mar 2025   | 25-RdV52              | Vegetation | Zn-65   | Bq/sample | 1.5                | 1.87                       | 1.31-2.43        | 80.2                 | A                         |
| Mar 2025   | 25-RdV52 (R)          | Vegetation | Sr-90   | Bq/sample | 0.356              | 0.370                      | 0.259-0.481      | 96.2                 | A                         |
| Mar 2025   | 25-RdV52 (R)          | Vegetation | Sr-90   | Bq/sample | 0.4                | 0.370                      | 0.259-0.481      | 108.1                | A                         |
| Sep 2025   | 25-Ma553              | Soil       | Ni-63   | Bq/kg     | 865                | 1474                       | 1032-1916        | 58.7                 | N <sup>(3)</sup>          |
| Sep 2025   | 25-Ma553              | Soil       | Tc-99   | Bq/kg     | 314                | 370                        | 259-481          | 84.9                 | A                         |
| Sep 2025   | 25-Ma553              | Soil       | Th-228  | Bq/kg     | 51.2               | 41.7                       | 29.2-54.2        | 123                  | W                         |
| Sep 2025   | 25-Ma553              | Soil       | Th-230  | Bq/kg     | 54.8               | 45.6                       | 31.9-59.3        | 120                  | W                         |
| Sep 2025   | 25-Ma553              | Soil       | Th-232  | Bq/kg     | 50.4               | 38.7                       | 27.1-50.3        | 130                  | N <sup>(4)</sup>          |
| Sep 2025   | 25-MaW53              | Water      | Ni-63   | Bq/L      | 23.0               | 25.0                       | 17.5-32.5        | 92                   | A                         |
| Sep 2025   | 25-MaW53              | Water      | Tc-99   | Bq/L      | 0.17               |                            | False Pos        | N/A                  | A                         |
| Sep 2025   | 25-RdV53              | Vegetation | Cs-134  | Bq/sample | 0.1051             |                            | False Pos        | N/A                  | A                         |
| Sep 2025   | 25-RdV53              | Vegetation | Cs-137  | Bq/sample | 0.9581             | 0.986                      | 0.69-1.282       | 97                   | A                         |
| Sep 2025   | 25-RdV53              | Vegetation | Co-57   | Bq/sample | 4.54               | 4.47                       | 3.13-5.81        | 102                  | A                         |
| Sep 2025   | 25-RdV53              | Vegetation | Co-60   | Bq/sample | 2.08               | 2.3                        | 1.61-2.99        | 90                   | A                         |
| Sep 2025   | 25-RdV53              | Vegetation | Mn-54   | Bq/sample | 2.64               | 3.1                        | 2.17-4.03        | 85                   | A                         |
| Sep 2025   | 25-RdV53              | Vegetation | Sr-90   | Bq/sample | 1.5                | 1.43                       | 1.00-1.86        | 105                  | A                         |
| Sep 2025   | 25-RdV53              | Vegetation | Zn-65   | Bq/sample | 8.39               | 9.29                       | 6.50-12.08       | 90                   | A                         |

KEY

(a) The MAPEP known value is equal to 100% of the parameter present in the standard as determined by gravimetric and/or volumetric measurements made during standard preparation.

(b) DOE/MAPEP evaluation:

A = Acceptable - reported result falls within ratio limits of 0.80-1.20

W = Acceptable with warning - reported result falls within 0.70-0.80 or 1.20-1.30

N = Not Acceptable - reported result falls outside the ratio limits of < 0.70 and > 1.30

Results Flags:

A = Result acceptable.....|Bias| <= 20%

W = Result acceptable with warning.....20% < |Bias| <= 30%

N = Result not acceptable.....|Bias| > 30%

RW = Report Warning

NR = Not Reported

Uncertainty Flags:

NOT ACCEPTABLE.....RP < 2%

ACCEPTABLE.....2% <= RP <= 15%

ACCEPTABLE WITH WARNING.....15% < RP <= 30%

NOT ACCEPTABLE.....RP > 30%

Relative Precision (RP) = (Reported Uncertainty / Reported Result) x 100

N<sup>(1)</sup> = NCR 25-05

N<sup>(2)</sup> = NCR 25-04

(R)= Additional Study for N<sup>(2)</sup> failure

N<sup>(3)</sup> = NCR 25-12

N<sup>(4)</sup> = NCR 25-13

Annual Radiological Environmental Operating Report

Interlaboratory Comparison Program Results

ERA

Environmental Radioactivity Crosscheck Program

Teledyne Brown Engineering - Environmental Services

| Month Year | Identification Number | Matrix | Nuclide           | Units      | TBE Reported Value | Known Value <sup>(a)</sup> | Acceptance Range | Acceptance Ratio (%) | Evaluation <sup>(b)</sup> |
|------------|-----------------------|--------|-------------------|------------|--------------------|----------------------------|------------------|----------------------|---------------------------|
| Mar 2025   | MRAD-42               | Soil   | Am-241            | pCi/kg     | 955                | 1060                       | 572-1500         | 90.1                 | A                         |
| Mar 2025   | MRAD-42               | Soil   | Pu-238            | pCi/kg     | 1010               | 1070                       | 534-1630         | 94.4                 | A                         |
| Mar 2025   | MRAD-42               | Soil   | Pu-239            | pCi/kg     | 1020               | 1150                       | 627-1650         | 88.7                 | A                         |
| Mar 2025   | MRAD-42               | Soil   | Sr-90             | pCi/kg     | 3540               | 5710                       | 1780-8890        | 62.0                 | A                         |
| Mar 2025   | MRAD-42               | Soil   | U-234             | pCi/kg     | 3598               | 3500                       | 1640-4590        | 103                  | A                         |
| Mar 2025   | MRAD-42               | Soil   | U-238             | pCi/kg     | 3857               | 3470                       | 1900-4660        | 111                  | A                         |
| Mar 2025   | MRAD-42               | AP     | Am-241            | pCi/Filter | 73.5               | 67.7                       | 48.3-90.3        | 109                  | A                         |
| Mar 2025   | MRAD-42               | AP     | Fe-55             | pCi/Filter | 224                | 181                        | 66.1-289         | 124                  | A                         |
| Mar 2025   | MRAD-42               | AP     | Pu-238            | pCi/Filter | 41.7               | 40.2                       | 30.4-49.4        | 104                  | A                         |
| Mar 2025   | MRAD-42               | AP     | Pu-239            | pCi/Filter | 64.5               | 62.3                       | 46.6-75.2        | 104                  | A                         |
| Mar 2025   | MRAD-42               | AP     | U-234             | pCi/Filter | 30.8               | 34.2                       | 25.4-40.1        | 90.1                 | A                         |
| Mar 2025   | MRAD-42               | AP     | U-238             | pCi/Filter | 29.4               | 33.9                       | 25.6-40.4        | 86.7                 | A                         |
| Mar 2025   | MRAD-42               | AP     | Gr-A (Th-230)     | pCi/Filter | 44.8               | 39.5                       | 20.6-65.1        | 113                  | A                         |
| Mar 2025   | MRAD-42               | AP     | Gr-B (Cs-137)     | pCi/Filter | 62.6               | 55.2                       | 33.5-83.4        | 113                  | A                         |
| Mar 2025   | MRAD-42               | Water  | Am-241            | pCi/L      | 40.5               | 39.5                       | 27.1-50.5        | 103                  | A                         |
| Mar 2025   | MRAD-42               | Water  | Fe-55             | pCi/L      | 892.6              | 1460                       | 858-2120         | 61.1                 | A                         |
| Mar 2025   | MRAD-42               | Water  | Pu-238            | pCi/L      | 74.9               | 77.2                       | 46.4-100         | 97.0                 | A                         |
| Mar 2025   | MRAD-42               | Water  | Pu-239            | pCi/L      | 59.2               | 58.4                       | 36.1-72.0        | 101                  | A                         |
| Apr 2025   | RAD-141               | Water  | Ba-133            | pCi/L      | 42.7               | 48.3                       | 34.3-62.3        | 88.4                 | A                         |
| Apr 2025   | RAD-141               | Water  | Cs-134            | pCi/L      | 19.5               | 16.5                       | 5.65-27.4        | 118                  | A                         |
| Apr 2025   | RAD-141               | Water  | Cs-137            | pCi/L      | 47.3               | 50.8                       | 27.3-74.3        | 93.1                 | A                         |
| Apr 2025   | RAD-141               | Water  | Co-60             | pCi/L      | 99.2               | 104                        | 84.4-124         | 95.4                 | A                         |
| Apr 2025   | RAD-141               | Water  | Zn-65             | pCi/L      | 317                | 341                        | 279-403          | 93.0                 | A                         |
| Apr 2025   | RAD-141               | Water  | GR-A              | pCi/L      | 22.2               | 15.6                       | 10.0-21.2        | 142.3                | N <sup>(1)</sup>          |
| Apr 2025   | RAD-141               | Water  | GR-B              | pCi/L      | 21.6               | 22.9                       | 15.0-30.8        | 94.3                 | A                         |
| Apr 2025   | RAD-141               | Water  | H-3               | pCi/L      | 19900              | 21200                      | 18200-24200      | 93.9                 | A                         |
| Apr 2025   | RAD-141               | Water  | I-131 (Low Level) | pCi/L      | 26.1               | 26.8                       | 23.2-30.4        | 97.4                 | A                         |
| Apr 2025   | RAD-141               | Water  | Sr-89             | pCi/L      | 70.8               | 67.1                       | 51.2-83.0        | 106                  | A                         |
| Apr 2025   | RAD-141               | Water  | Sr-90             | pCi/L      | 22.5               | 23.9                       | 19.7-28.1        | 94.1                 | A                         |
| Apr 2025   | RAD-141               | Water  | U (Total)         | pCi/L      | 48.0               | 49.6                       | 44.0-55.2        | 96.8                 | A                         |
| Sept 2025  | MRAD-43               | Soil   | Sr-90             | pCi/kg     | 6790               | 9490                       | 2950-14800       | 71.5                 | A                         |
| Sept 2025  | MRAD-43               | AP     | Am-241            | pCi/Filter | 40.2               | 39.8                       | 28.4-53.1        | 101                  | A                         |
| Sept 2025  | MRAD-43               | AP     | Fe-55             | pCi/Filter | 125                | 166                        | 60.6-265         | 75.3                 | A                         |
| Sept 2025  | MRAD-43               | AP     | Pu-238            | pCi/Filter | 26                 | 15.1                       | 11.4-18.6        | 172                  | N <sup>(1)</sup>          |
| Sept 2025  | MRAD-43               | AP     | U-234             | pCi/Filter | 57.7               | 63.4                       | 47.0-74.3        | 91.0                 | A                         |
| Sept 2025  | MRAD-43               | AP     | U-238             | pCi/Filter | 63.1               | 62.9                       | 47.5-75.0        | 100                  | A                         |
| Sept 2025  | MRAD-43               | AP     | Gr-A (Th-230)     | pCi/Filter | 28.2               | 22                         | 11.5-36.2        | 128                  | A                         |
| Sept 2025  | MRAD-43               | AP     | Gr-B (Cs-137)     | pCi/Filter | 38.6               | 40.5                       | 24.6-61.2        | 95.3                 | A                         |
| Sept 2025  | MRAD-43               | Water  | Am-241            | pCi/L      | 69.2               | 68.6                       | 47.1-87.7        | 101                  | A                         |
| Sept 2025  | MRAD-43               | Water  | Fe-55             | pCi/L      | 304                | 399                        | 234-580          | 76.2                 | A                         |
| Sept 2025  | MRAD-43               | Water  | Pu-238            | pCi/L      | 104                | 115                        | 56.7-122         | 90.4                 | A                         |
| Sept 2025  | MRAD-43               | Water  | Pu-239            | pCi/L      | 37.8               | 39.8                       | 24.6-49.0        | 95.0                 | A                         |
| Oct 2025   | RAD                   | Water  | Ba-133            | pCi/L      | 21.3               | 17.5                       | 6.55-28.5        | 122                  | A                         |
| Oct 2025   | RAD                   | Water  | Cs-134            | pCi/L      | 53.8               | 58                         | 43.0-73.0        | 92.8                 | A                         |
| Oct 2025   | RAD                   | Water  | Cs-137            | pCi/L      | 179.5              | 178                        | 142-214          | 101                  | A                         |
| Oct 2025   | RAD                   | Water  | Co-60             | pCi/L      | 58.3               | 55                         | 40.3-69.7        | 106                  | A                         |
| Oct 2025   | RAD                   | Water  | Zn-65             | pCi/L      | 37.04              | 36.8                       | 5.51-68.1        | 101                  | A                         |
| Oct 2025   | RAD                   | Water  | GR-A              | pCi/L      | 64.8               | 59.9                       | 45.5-74.3        | 108                  | A                         |
| Oct 2025   | RAD                   | Water  | GR-B              | pCi/L      | 19.3               | 19.3                       | 12.2-26.4        | 100                  | A                         |
| Oct 2025   | RAD                   | Water  | H-3               | pCi/L      | 18400              | 21200                      | 18200-24200      | 86.8                 | A                         |
| Oct 2025   | RAD                   | Water  | I-131 (Low Level) | pCi/L      | 23.9               | 24.3                       | 20.9-27.7        | 98.4                 | A                         |
| Oct 2025   | RAD                   | Water  | Sr-89             | pCi/L      | 69.7               | 64.2                       | 48.6-79.8        | 109                  | A                         |
| Oct 2025   | RAD                   | Water  | Sr-90             | pCi/L      | 39.8               | 43.8                       | 37.6-50.0        | 90.9                 | A                         |
| Oct 2025   | RAD                   | Water  | U (Total)         | pCi/L      | 47.1               | 54                         | 48.0-60.0        | 87.2                 | N <sup>(1)</sup>          |

KEY

(a) The ERA known value is equal to 100% of the parameter present in the standard as determined by gravimetric and/or volumetric measurements made during standard preparation.

(b) ERA evaluation:

A = Acceptable - Reported value falls within the Acceptance Limits

N = Not Acceptable - Reported value falls outside of the Acceptance Limits

N<sup>(1)</sup> = NCR 25-06

N<sup>(2)</sup> = NCR 25-11

N<sup>(3)</sup> = NCR 25-10

## Annual Radiological Environmental Operating Report

Attachment 3

Page 5 of 6

## Interlaboratory Comparison Program Results

## Eckert &amp; Ziegler Analytics

## Environmental Radioactivity Crosscheck Program

Teledyne Brown Engineering - Environmental Services

| Month/Year | Identification Number | Matrix   | Nuclide           | Units     | TBE Reported Value | Known Value <sup>(a)</sup> | Acceptance Ratio (%) | Evaluation <sup>(b)</sup> |
|------------|-----------------------|----------|-------------------|-----------|--------------------|----------------------------|----------------------|---------------------------|
| March 2025 | E14230                | Milk     | Ce-141            | pCi/L     | 68.1               | 75.8                       | 90                   | A                         |
| March 2025 | E14230                | Milk     | Cs-134            | pCi/L     | 121                | 142                        | 85                   | A                         |
| March 2025 | E14230                | Milk     | Cs-137            | pCi/L     | 154                | 168                        | 92                   | A                         |
| March 2025 | E14230                | Milk     | Cr-51             | pCi/L     | 278                | 291                        | 96                   | A                         |
| March 2025 | E14230                | Milk     | Co-58             | pCi/L     | 95.4               | 105                        | 91                   | A                         |
| March 2025 | E14230                | Milk     | Co-60             | pCi/L     | 169                | 193                        | 88                   | A                         |
| March 2025 | E14230                | Milk     | Fe-59             | pCi/L     | 125                | 135                        | 93                   | A                         |
| March 2025 | E14230                | Milk     | Mn-54             | pCi/L     | 172                | 189                        | 91                   | A                         |
| March 2025 | E14230                | Milk     | Zn-65             | pCi/L     | 229                | 251                        | 91                   | A                         |
| March 2025 | E14230                | Milk     | I-131 (Low Level) | pCi/L     | 88.4               | 94.7                       | 93                   | A                         |
| March 2025 | E14229                | Milk     | Sr-89             | pCi/L     | 84.9               | 91.9                       | 92                   | A                         |
| March 2025 | E14229                | Milk     | Sr-90             | pCi/L     | 11.1               | 15.6                       | 71                   | W                         |
| March 2025 | E14323                | AP       | Ce-141            | pCi       | 55.9               | 54.2                       | 103                  | A                         |
| March 2025 | E14323                | AP       | Cs-134            | pCi       | 93.0               | 102                        | 91                   | A                         |
| March 2025 | E14323                | AP       | Cs-137            | pCi       | 107                | 120                        | 89                   | A                         |
| March 2025 | E14323                | AP       | Cr-51             | pCi       | 194                | 208                        | 93                   | A                         |
| March 2025 | E14323                | AP       | Co-58             | pCi       | 68.4               | 75.2                       | 91                   | A                         |
| March 2025 | E14323                | AP       | Co-60             | pCi       | 142                | 138                        | 103                  | A                         |
| March 2025 | E14323                | AP       | Fe-59             | pCi       | 95.0               | 96.3                       | 99                   | A                         |
| March 2025 | E14323                | AP       | Mn-54             | pCi       | 123                | 135                        | 91                   | A                         |
| March 2025 | E14234                | AP       | Zn-65             | pCi       | 181                | 179                        | 101                  | A                         |
| March 2025 | E14336                | AP       | Ni-63             | pCi/Total | 81.5               | 87.4                       | 93                   | A                         |
| March 2025 | E14234                | AP       | Sr-89             | pCi       | 81.6               | 88.5                       | 92                   | A                         |
| March 2025 | E14234                | AP       | Sr-90             | pCi       | 13.6               | 15                         | 90                   | A                         |
| March 2025 | E14231                | Charcoal | I-131             | pCi       | 70.3               | 66.3                       | 106                  | A                         |
| March 2025 | E14233                | Soil     | Ce-141            | pCi/g     | 0.124              | 0.129                      | 96                   | A                         |
| March 2025 | E14233                | Soil     | Cs-134            | pCi/g     | 0.283              | 0.242                      | 117                  | A                         |
| March 2025 | E14233                | Soil     | Cs-137            | pCi/g     | 0.333              | 0.351                      | 95                   | A                         |
| March 2025 | E14233                | Soil     | Cr-51             | pCi/g     | 0.495              | 0.494                      | 100                  | A                         |
| March 2025 | E14233                | Soil     | Co-58             | pCi/g     | 0.193              | 0.179                      | 108                  | A                         |
| March 2025 | E14233                | Soil     | Co-60             | pCi/g     | 0.323              | 0.327                      | 99                   | A                         |
| March 2025 | E14233                | Soil     | Fe-59             | pCi/g     | 0.231              | 0.229                      | 101                  | A                         |
| March 2025 | E14233                | Soil     | Mn-54             | pCi/g     | 0.325              | 0.321                      | 101                  | A                         |
| March 2025 | E14233                | Soil     | Zn-65             | pCi/g     | 0.446              | 0.426                      | 105                  | A                         |
| March 2025 | E14235                | Water    | Gr-A (Am-241)     | pCi/L     | 79.6               | 89.4                       | 89                   | A                         |
| March 2025 | E14235                | Water    | Gr-B (Cs-137)     | pCi/L     | 242                | 285                        | 85                   | A                         |

## Annual Radiological Environmental Operating Report

## Attachment 3

## Page 6 of 6

## Interlaboratory Comparison Program Results

|           |        |          |                   |           |       |       |     |   |
|-----------|--------|----------|-------------------|-----------|-------|-------|-----|---|
| Sept 2025 | E14237 | Milk     | Ce-141            | pCi/L     | 91.6  | 89.5  | 102 | A |
| Sept 2025 | E14237 | Milk     | Cs-134            | pCi/L     | 121   | 142   | 85  | A |
| Sept 2025 | E14237 | Milk     | Cs-137            | pCi/L     | 115   | 126   | 91  | A |
| Sept 2025 | E14237 | Milk     | Cr-51             | pCi/L     | 280   | 260   | 108 | A |
| Sept 2025 | E14237 | Milk     | Co-58             | pCi/L     | 104   | 105   | 99  | A |
| Sept 2025 | E14237 | Milk     | Co-60             | pCi/L     | 145   | 150   | 97  | A |
| Sept 2025 | E14237 | Milk     | Fe-59             | pCi/L     | 91.4  | 98.6  | 93  | A |
| Sept 2025 | E14237 | Milk     | Mn-54             | pCi/L     | 159   | 161   | 99  | A |
| Sept 2025 | E14237 | Milk     | Zn-65             | pCi/L     | 205   | 196   | 105 | A |
| Sept 2025 | E14237 | Milk     | I-131 (Low Level) | pCi/L     | 79.5  | 76.3  | 104 | A |
| Sept 2025 | E14236 | Milk     | Sr-89             | pCi/L     | 109   | 89.8  | 121 | W |
| Sept 2025 | E14236 | Milk     | Sr-90             | pCi/L     | 10.9  | 13.1  | 83  | A |
| Sept 2025 | E14239 | AP       | Ce-141            | pCi       | 67.5  | 68.1  | 99  | A |
| Sept 2025 | E14239 | AP       | Cs-134            | pCi       | 103   | 108   | 95  | A |
| Sept 2025 | E14239 | AP       | Cs-137            | pCi       | 98.4  | 96.1  | 102 | A |
| Sept 2025 | E14239 | AP       | Cr-51             | pCi       | 227   | 197   | 115 | A |
| Sept 2025 | E14239 | AP       | Co-58             | pCi       | 79.6  | 79.9  | 100 | A |
| Sept 2025 | E14239 | AP       | Co-60             | pCi       | 131   | 114   | 115 | A |
| Sept 2025 | E14239 | AP       | Fe-59             | pCi       | 74.7  | 75    | 100 | A |
| Sept 2025 | E14239 | AP       | Mn-54             | pCi       | 120   | 123   | 98  | A |
| Sept 2025 | E14239 | AP       | Zn-65             | pCi       | 133   | 149   | 89  | A |
| Sept 2025 | E14337 | AP       | Ni-63             | pCi/Total | 71.4  | 85.1  | 84  | A |
| Sept 2025 | E14241 | AP       | Sr-89             | pCi       | 78.2  | 84.2  | 93  | A |
| Sept 2025 | E14241 | AP       | Sr-90             | pCi       | 13.7  | 12.2  | 112 | A |
| Sept 2025 | E14238 | Charcoal | I-131             | pCi       | 80.8  | 79    | 102 | A |
| Sept 2025 | E14240 | Soil     | Ce-141            | pCi/g     | 0.133 | 0.149 | 89  | A |
| Sept 2025 | E14240 | Soil     | Cs-134            | pCi/g     | 0.166 | 0.236 | 70  | W |
| Sept 2025 | E14240 | Soil     | Cs-137            | pCi/g     | 0.22  | 0.276 | 80  | A |
| Sept 2025 | E14240 | Soil     | Cr-51             | pCi/g     | 0.486 | 0.432 | 112 | A |
| Sept 2025 | E14240 | Soil     | Co-58             | pCi/g     | 0.16  | 0.175 | 91  | A |
| Sept 2025 | E14240 | Soil     | Co-60             | pCi/g     | 0.234 | 0.251 | 93  | A |
| Sept 2025 | E14240 | Soil     | Fe-59             | pCi/g     | 0.154 | 0.164 | 94  | A |
| Sept 2025 | E14240 | Soil     | Mn-54             | pCi/g     | 0.241 | 0.269 | 90  | A |
| Sept 2025 | E14240 | Soil     | Zn-65             | pCi/g     | 0.308 | 0.326 | 94  | A |
| Sept 2025 | E14242 | Water    | Gr-A (Am-241)     | pCi/L     | 97.2  | 99.7  | 97  | A |
| Sept 2025 | E14242 | Water    | Gr-B (Cs-137)     | pCi/L     | 200   | 201   | 100 | A |

(a) The Analytics known value is equal to 100% of the parameter present in the standard as determined by gravimetric and/or volumetric measurements made during standard preparation.

(b) Analytics evaluation based on TBE internal QC limits:

A = Acceptable - reported result falls within ratio limits of 0.80-1.20

W = Acceptable with warning - reported result falls within 0.70-0.80 or 1.20-1.30

N = Not Acceptable - reported result falls outside the ratio limits of < 0.70 and > 1.30

## Annual Radiological Environmental Operating Report

Attachment 4

Page 1 of 1

## ERRATA Data

It was discovered during conversations with the REMP TLD vendor about extraneous dose and methods for accounting for it, that the vendor subtracts that out before sending the report so that what is reported to the site is net direct dose. For the 3rd and 4th quarter of 2024, this was essentially subtracted out twice resulting in lower values. The dose has been recalculated and the corrected page listed below.

|  |            |               |
|--|------------|---------------|
| Plant: Palisades                                   | Year: 2024 | Page 91 of 96 |
| Annual Radiological Environmental Operating Report |            |               |

## Quarterly DLR Results

2024

| Location | Loaction Qtrly Baseline, $B_Q^1$ (mrem) | $B_Q^1 + MDD_Q^2$ (mrem) | Normalized Net Dose, $M_{Qx}$ (mrem/std. Qtr) |       |       |       | Annual Baseline, $B_A^{(1)}$ (mrem) | $B_A + MDD_A^{(2)}$ (mrem) | Annual Facility Dose, $F_A$ (mrem) |
|----------|---|--------------------------|---|-------|-------|-------|-------------------------------------|----------------------------|------------------------------------|
|          |   |                          | Q1  | Q2    | Q3    | Q4    |                                     |                            |                                    |
| 1        | 10.72                                   | 12.27                    | 10.58   | 9.66  | 10.21 | 11.24 | 42.85                               | 45.78                      | ND                                 |
| 2        | 14.12                                   | 16.02                    | 13.57   | 12.77 | 14.06 | 14.85 | 56.40                               | 59.16                      | ND                                 |
| 3        | 11.14                                   | 12.81                    | 10.92   | 9.77  | 10.76 | 11.95 | 44.46                               | 47.47                      | ND                                 |
| 6        | 10.72                                   | 12.29                    | 10.26   | 9.46  | 10.01 | 11.63 | 42.90                               | 45.47                      | ND                                 |
| 7        | 9.71                                    | 11.40                    | 9.52  | 8.62  | 9.19  | 10.63 | 38.74                               | 42.19                      | ND                                 |
| 8        | 10.06                                   | 11.70                    | 9.96  | 8.62  | 9.54  | 10.56 | 40.18                               | 42.30                      | ND                                 |
| 13       | 9.48                                    | 10.78                    | 9.75  | 8.40  | 8.89  | 9.84  | 37.87                               | 40.29                      | ND                                 |
| 14       | 8.36                                    | 9.97                     | 8.68  | 7.25  | 8.03  | 9.14  | 33.36                               | 36.29                      | ND                                 |
| 15       | 9.08                                    | 10.65                    | 9.08  | 7.83  | 8.67  | 9.61  | 36.20                               | 38.19                      | ND                                 |
| 16       | 9.15                                    | 10.75                    | 9.46  | 8.48  | 9.27  | 9.89  | 36.49                               | 38.51                      | ND                                 |
| 17       | 8.79                                    | 10.22                    | 8.54  | 7.97  | 8.44  | 9.67  | 35.01                               | 38.17                      | ND                                 |
| 18       | 9.79                                    | 11.65                    | 9.84  | 8.93  | 9.60  | 10.58 | 39.05                               | 40.91                      | ND                                 |
| 19       | 9.45                                    | 11.04                    | 9.43  | 8.48  | 9.32  | 9.90  | 37.68                               | 40.14                      | ND                                 |
| 20       | 9.38                                    | 11.09                    | 9.24  | 8.53  | 9.32  | 10.00 | 37.40                               | 39.67                      | ND                                 |
| 21       | 9.58                                    | 10.95                    | 9.63  | 8.60  | 9.44  | 10.20 | 38.26                               | 39.49                      | ND                                 |
| 23       | 11.15                                   | 12.70                    | 11.55   | 10.63 | 10.98 | 11.70 | 44.51                               | 47.05                      | ND                                 |
| 24       | 11.69                                   | 13.55                    | 11.20   | 10.96 | 12.29 | 12.53 | 46.58                               | 49.35                      | ND                                 |
| 4-21     | 10.39                                   | 12.04                    | 9.86  | 9.07  | 9.86  | 11.22 | 41.57                               | 42.43                      | ND                                 |
| 5-21     | 11.83                                   | 14.06                    | 11.49   | 10.81 | 11.59 | 12.01 | 47.33                               | 48.07                      | ND                                 |
| 9-21     | 10.11                                   | 12.12                    | 9.71  | 8.98  | 9.25  | 10.35 | 40.42                               | 40.63                      | ND                                 |
| 11-21    | 11.88                                   | 13.61                    | 11.77   | 10.58 | 11.36 | 12.37 | 47.51                               | 49.16                      | ND                                 |

\* Transient dosimeters were shipped with the new quarter's dosimeters and returned with the previous quarter's dosimeters. Therefore, almost the entire dose received was from transportation vs calculating a daily dose from a vault study. This resulted in a lower transient/daily dose being subtracted from the control dose.

<sup>1</sup> B = The estimated mean background radiation dose at each field monitoring location based on historical measurements, excluding any dose contribution from the monitoring facility.

<sup>2</sup> MDD = The smallest amount of facility related dose at each monitoring location above the baseline background dose that can be reliably detected by an environmental dosimetry system.

**2025 Palisades REMP Analytical Data**

| Matrix                  | Station | Start Date       | Stop Date       | Analysis | Reportable Result | Activity | Error  | MDC    | Units    |
|-------------------------|---------|------------------|-----------------|----------|-------------------|----------|--------|--------|----------|
| Air Particulate Filters | 12      | 12/30/2024 8:07  | 1/6/2025 16:19  | GR-B     | 0.0221            | 0.0221   | 0.0034 | 0.0029 | pCi/cu m |
| Air Particulate Filters | 12      | 12/30/2024 8:07  | 3/31/2025 15:00 | BA-140   | <.265             | 0.0226   | 0.158  | 0.265  | pCi/cu m |
| Air Particulate Filters | 12      | 12/30/2024 8:07  | 3/31/2025 15:00 | BE-7     | 0.08174           | 0.0817   | 0.0269 | 0.0415 | pCi/cu m |
| Air Particulate Filters | 12      | 12/30/2024 8:07  | 3/31/2025 15:00 | CO-58    | <.003627          | 0.0002   | 0.0022 | 0.0036 | pCi/cu m |
| Air Particulate Filters | 12      | 12/30/2024 8:07  | 3/31/2025 15:00 | CO-60    | <.00216           | 0.0001   | 0.0013 | 0.0022 | pCi/cu m |
| Air Particulate Filters | 12      | 12/30/2024 8:07  | 3/31/2025 15:00 | CS-134   | <.002419          | 0.0007   | 0.0014 | 0.0024 | pCi/cu m |
| Air Particulate Filters | 12      | 12/30/2024 8:07  | 3/31/2025 15:00 | CS-137   | <.002003          | 0.0002   | 0.0012 | 0.002  | pCi/cu m |
| Air Particulate Filters | 12      | 12/30/2024 8:07  | 3/31/2025 15:00 | FE-59    | <.01127           | 0.0016   | 0.0065 | 0.0113 | pCi/cu m |
| Air Particulate Filters | 12      | 12/30/2024 8:07  | 3/31/2025 15:00 | I-131    | <.6169            | -0.098   | 0.3872 | 0.6169 | pCi/cu m |
| Air Particulate Filters | 12      | 12/30/2024 8:07  | 3/31/2025 15:00 | LA-140   | <.09928           | 0.0201   | 0.0558 | 0.0993 | pCi/cu m |
| Air Particulate Filters | 12      | 12/30/2024 8:07  | 3/31/2025 15:00 | MN-54    | <.001963          | -1E-04   | 0.0012 | 0.002  | pCi/cu m |
| Air Particulate Filters | 12      | 12/30/2024 8:07  | 3/31/2025 15:00 | NB-95    | <.004049          | 0.0002   | 0.0025 | 0.004  | pCi/cu m |
| Air Particulate Filters | 12      | 12/30/2024 8:07  | 3/31/2025 15:00 | ZN-65    | <.006073          | 0.0013   | 0.0035 | 0.0061 | pCi/cu m |
| Air Particulate Filters | 12      | 12/30/2024 8:07  | 3/31/2025 15:00 | ZR-95    | <.00743           | 0.0023   | 0.0042 | 0.0074 | pCi/cu m |
| Air Particulate Filters | 8SP     | 12/30/2024 12:33 | 1/7/2025 9:40   | GR-B     | 0.0248            | 0.0248   | 0.0047 | 0.0047 | pCi/cu m |
| Air Particulate Filters | 8SP     | 12/30/2024 12:33 | 3/31/2025 10:37 | BA-140   | <.1593            | -0.031   | 0.1012 | 0.1593 | pCi/cu m |
| Air Particulate Filters | 8SP     | 12/30/2024 12:33 | 3/31/2025 10:37 | BE-7     | 0.07053           | 0.0705   | 0.0224 | 0.0223 | pCi/cu m |
| Air Particulate Filters | 8SP     | 12/30/2024 12:33 | 3/31/2025 10:37 | CO-58    | <.002448          | -0.001   | 0.0017 | 0.0024 | pCi/cu m |
| Air Particulate Filters | 8SP     | 12/30/2024 12:33 | 3/31/2025 10:37 | CO-60    | <.001603          | -2E-04   | 0.001  | 0.0016 | pCi/cu m |
| Air Particulate Filters | 8SP     | 12/30/2024 12:33 | 3/31/2025 10:37 | CS-134   | <.001588          | -3E-04   | 0.001  | 0.0016 | pCi/cu m |
| Air Particulate Filters | 8SP     | 12/30/2024 12:33 | 3/31/2025 10:37 | CS-137   | <.00115           | -2E-06   | 0.0007 | 0.0012 | pCi/cu m |
| Air Particulate Filters | 8SP     | 12/30/2024 12:33 | 3/31/2025 10:37 | FE-59    | <.005987          | 0.0011   | 0.0033 | 0.006  | pCi/cu m |
| Air Particulate Filters | 8SP     | 12/30/2024 12:33 | 3/31/2025 10:37 | I-131    | <.4461            | 0.1497   | 0.2491 | 0.4461 | pCi/cu m |
| Air Particulate Filters | 8SP     | 12/30/2024 12:33 | 3/31/2025 10:37 | LA-140   | <.06361           | -1E-04   | 0.0387 | 0.0636 | pCi/cu m |
| Air Particulate Filters | 8SP     | 12/30/2024 12:33 | 3/31/2025 10:37 | MN-54    | <.001641          | 3E-06    | 0.001  | 0.0016 | pCi/cu m |
| Air Particulate Filters | 8SP     | 12/30/2024 12:33 | 3/31/2025 10:37 | NB-95    | <.002876          | 0.0007   | 0.0016 | 0.0029 | pCi/cu m |

**2025 Palisades REMP Analytical Data**

| Matrix                  | Station | Start Date       | Stop Date       | Analysis | Reportable Result | Activity | Error  | MDC    | Units    |
|-------------------------|---------|------------------|-----------------|----------|-------------------|----------|--------|--------|----------|
| Air Particulate Filters | 8SP     | 12/30/2024 12:33 | 3/31/2025 10:37 | ZN-65    | <.004808          | 0.0028   | 0.0023 | 0.0048 | pCi/cu m |
| Air Particulate Filters | 8SP     | 12/30/2024 12:33 | 3/31/2025 10:37 | ZR-95    | <.004306          | -0.002   | 0.003  | 0.0043 | pCi/cu m |
| Air Particulate Filters | 19ST    | 12/30/2024 12:45 | 1/7/2025 10:02  | GR-B     | 0.0219            | 0.0219   | 0.0035 | 0.0031 | pCi/cu m |
| Air Particulate Filters | 19ST    | 12/30/2024 12:45 | 3/31/2025 10:51 | BA-140   | <.2308            | 0.0247   | 0.1377 | 0.2308 | pCi/cu m |
| Air Particulate Filters | 19ST    | 12/30/2024 12:45 | 3/31/2025 10:51 | BE-7     | 0.07376           | 0.0738   | 0.0295 | 0.0319 | pCi/cu m |
| Air Particulate Filters | 19ST    | 12/30/2024 12:45 | 3/31/2025 10:51 | CO-58    | <.003074          | -3E-05   | 0.0019 | 0.0031 | pCi/cu m |
| Air Particulate Filters | 19ST    | 12/30/2024 12:45 | 3/31/2025 10:51 | CO-60    | <.001952          | -2E-04   | 0.0012 | 0.002  | pCi/cu m |
| Air Particulate Filters | 19ST    | 12/30/2024 12:45 | 3/31/2025 10:51 | CS-134   | <.002208          | 0.0003   | 0.0013 | 0.0022 | pCi/cu m |
| Air Particulate Filters | 19ST    | 12/30/2024 12:45 | 3/31/2025 10:51 | CS-137   | <.001882          | 0.0011   | 0.0009 | 0.0019 | pCi/cu m |
| Air Particulate Filters | 19ST    | 12/30/2024 12:45 | 3/31/2025 10:51 | FE-59    | <.01295           | 0.005    | 0.0069 | 0.013  | pCi/cu m |
| Air Particulate Filters | 19ST    | 12/30/2024 12:45 | 3/31/2025 10:51 | I-131    | <.5166            | -0.129   | 0.3304 | 0.5166 | pCi/cu m |
| Air Particulate Filters | 19ST    | 12/30/2024 12:45 | 3/31/2025 10:51 | LA-140   | <.08756           | 0.0086   | 0.0503 | 0.0876 | pCi/cu m |
| Air Particulate Filters | 19ST    | 12/30/2024 12:45 | 3/31/2025 10:51 | MN-54    | <.002404          | 0.0001   | 0.0014 | 0.0024 | pCi/cu m |
| Air Particulate Filters | 19ST    | 12/30/2024 12:45 | 3/31/2025 10:51 | NB-95    | <.003336          | 0.0006   | 0.0019 | 0.0033 | pCi/cu m |
| Air Particulate Filters | 19ST    | 12/30/2024 12:45 | 3/31/2025 10:51 | ZN-65    | <.005757          | 0.0023   | 0.003  | 0.0058 | pCi/cu m |
| Air Particulate Filters | 19ST    | 12/30/2024 12:45 | 3/31/2025 10:51 | ZR-95    | <.006968          | 0.0029   | 0.0037 | 0.007  | pCi/cu m |
| Air Particulate Filters | 9TP     | 12/30/2024 12:58 | 1/7/2025 10:17  | GR-B     | 0.0208            | 0.0208   | 0.0032 | 0.0028 | pCi/cu m |
| Air Particulate Filters | 9TP     | 12/30/2024 12:58 | 3/31/2025 11:05 | BA-140   | <.2786            | 0.0122   | 0.1486 | 0.2786 | pCi/cu m |
| Air Particulate Filters | 9TP     | 12/30/2024 12:58 | 3/31/2025 11:05 | BE-7     | 0.09318           | 0.0932   | 0.0233 | 0.0364 | pCi/cu m |
| Air Particulate Filters | 9TP     | 12/30/2024 12:58 | 3/31/2025 11:05 | CO-58    | <.003923          | -0.001   | 0.0023 | 0.0039 | pCi/cu m |
| Air Particulate Filters | 9TP     | 12/30/2024 12:58 | 3/31/2025 11:05 | CO-60    | <.003004          | 0.0005   | 0.0014 | 0.003  | pCi/cu m |
| Air Particulate Filters | 9TP     | 12/30/2024 12:58 | 3/31/2025 11:05 | CS-134   | <.002931          | 0.0014   | 0.0013 | 0.0029 | pCi/cu m |
| Air Particulate Filters | 9TP     | 12/30/2024 12:58 | 3/31/2025 11:05 | CS-137   | <.002649          | 0.0012   | 0.0013 | 0.0026 | pCi/cu m |
| Air Particulate Filters | 9TP     | 12/30/2024 12:58 | 3/31/2025 11:05 | FE-59    | <.01187           | -0.002   | 0.0066 | 0.0119 | pCi/cu m |
| Air Particulate Filters | 9TP     | 12/30/2024 12:58 | 3/31/2025 11:05 | I-131    | <.6265            | 0.0003   | 0.3459 | 0.6265 | pCi/cu m |
| Air Particulate Filters | 9TP     | 12/30/2024 12:58 | 3/31/2025 11:05 | LA-140   | <.1265            | 0.0103   | 0.0587 | 0.1265 | pCi/cu m |

## Attachment 5

## Page 3 of 63

## 2025 Palisades REMP Analytical Data

| Matrix                  | Station | Start Date       | Stop Date       | Analysis | Reportable Result | Activity | Error  | MDC    | Units    |
|-------------------------|---------|------------------|-----------------|----------|-------------------|----------|--------|--------|----------|
| Air Particulate Filters | 9TP     | 12/30/2024 12:58 | 3/31/2025 11:05 | MN-54    | <.002446          | -2E-04   | 0.0013 | 0.0024 | pCi/cu m |
| Air Particulate Filters | 9TP     | 12/30/2024 12:58 | 3/31/2025 11:05 | NB-95    | <.005362          | 0.0019   | 0.0026 | 0.0054 | pCi/cu m |
| Air Particulate Filters | 9TP     | 12/30/2024 12:58 | 3/31/2025 11:05 | ZN-65    | <.006687          | -0.001   | 0.0037 | 0.0067 | pCi/cu m |
| Air Particulate Filters | 9TP     | 12/30/2024 12:58 | 3/31/2025 11:05 | ZR-95    | <.007851          | -0.004   | 0.0048 | 0.0079 | pCi/cu m |
| Air Particulate Filters | 4JS     | 12/30/2024 13:08 | 1/7/2025 10:33  | GR-B     | 0.0247            | 0.0247   | 0.0037 | 0.0032 | pCi/cu m |
| Air Particulate Filters | 4JS     | 12/30/2024 13:08 | 3/31/2025 11:14 | BA-140   | <.2346            | 0.0798   | 0.131  | 0.2346 | pCi/cu m |
| Air Particulate Filters | 4JS     | 12/30/2024 13:08 | 3/31/2025 11:14 | BE-7     | 0.0768            | 0.0768   | 0.027  | 0.0263 | pCi/cu m |
| Air Particulate Filters | 4JS     | 12/30/2024 13:08 | 3/31/2025 11:14 | CO-58    | <.002891          | -0.001   | 0.002  | 0.0029 | pCi/cu m |
| Air Particulate Filters | 4JS     | 12/30/2024 13:08 | 3/31/2025 11:14 | CO-60    | <.001404          | -7E-05   | 0.0009 | 0.0014 | pCi/cu m |
| Air Particulate Filters | 4JS     | 12/30/2024 13:08 | 3/31/2025 11:14 | CS-134   | <.001737          | -7E-04   | 0.0012 | 0.0017 | pCi/cu m |
| Air Particulate Filters | 4JS     | 12/30/2024 13:08 | 3/31/2025 11:14 | CS-137   | <.002016          | 0.001    | 0.0011 | 0.002  | pCi/cu m |
| Air Particulate Filters | 4JS     | 12/30/2024 13:08 | 3/31/2025 11:14 | FE-59    | <.009111          | 0.0013   | 0.0052 | 0.0091 | pCi/cu m |
| Air Particulate Filters | 4JS     | 12/30/2024 13:08 | 3/31/2025 11:14 | I-131    | <.4207            | -0.139   | 0.2824 | 0.4207 | pCi/cu m |
| Air Particulate Filters | 4JS     | 12/30/2024 13:08 | 3/31/2025 11:14 | LA-140   | <.1139            | 0.0263   | 0.0621 | 0.1139 | pCi/cu m |
| Air Particulate Filters | 4JS     | 12/30/2024 13:08 | 3/31/2025 11:14 | MN-54    | <.00132           | -0.002   | 0.0012 | 0.0013 | pCi/cu m |
| Air Particulate Filters | 4JS     | 12/30/2024 13:08 | 3/31/2025 11:14 | NB-95    | <.002367          | -1E-04   | 0.0015 | 0.0024 | pCi/cu m |
| Air Particulate Filters | 4JS     | 12/30/2024 13:08 | 3/31/2025 11:14 | ZN-65    | <.005144          | 0.0019   | 0.0026 | 0.0051 | pCi/cu m |
| Air Particulate Filters | 4JS     | 12/30/2024 13:08 | 3/31/2025 11:14 | ZR-95    | <.004868          | 0.0002   | 0.0029 | 0.0049 | pCi/cu m |
| Air Particulate Filters | 5PR     | 12/30/2024 13:16 | 1/7/2025 10:45  | GR-B     | 0.022             | 0.022    | 0.0033 | 0.0028 | pCi/cu m |
| Air Particulate Filters | 5PR     | 12/30/2024 13:16 | 3/31/2025 11:20 | BA-140   | <.1855            | -0.096   | 0.1281 | 0.1855 | pCi/cu m |
| Air Particulate Filters | 5PR     | 12/30/2024 13:16 | 3/31/2025 11:20 | BE-7     | 0.05787           | 0.0579   | 0.0217 | 0.0297 | pCi/cu m |
| Air Particulate Filters | 5PR     | 12/30/2024 13:16 | 3/31/2025 11:20 | CO-58    | <.002276          | -0.003   | 0.002  | 0.0023 | pCi/cu m |
| Air Particulate Filters | 5PR     | 12/30/2024 13:16 | 3/31/2025 11:20 | CO-60    | <.001848          | 0.0002   | 0.0011 | 0.0018 | pCi/cu m |
| Air Particulate Filters | 5PR     | 12/30/2024 13:16 | 3/31/2025 11:20 | CS-134   | <.001826          | -0.001   | 0.0013 | 0.0018 | pCi/cu m |
| Air Particulate Filters | 5PR     | 12/30/2024 13:16 | 3/31/2025 11:20 | CS-137   | <.001997          | 0.0009   | 0.0011 | 0.002  | pCi/cu m |
| Air Particulate Filters | 5PR     | 12/30/2024 13:16 | 3/31/2025 11:20 | FE-59    | <.007582          | -2E-05   | 0.0046 | 0.0076 | pCi/cu m |

## Annual Radiological Environmental Operating Report

Attachment 5

Page 4 of 63

## 2025 Palisades REMP Analytical Data

| Matrix                  | Station | Start Date       | Stop Date       | Analysis | Reportable Result | Activity | Error  | MDC    | Units    |
|-------------------------|---------|------------------|-----------------|----------|-------------------|----------|--------|--------|----------|
| Air Particulate Filters | 5PR     | 12/30/2024 13:16 | 3/31/2025 11:20 | I-131    | <.4467            | -0.009   | 0.2779 | 0.4467 | pCi/cu m |
| Air Particulate Filters | 5PR     | 12/30/2024 13:16 | 3/31/2025 11:20 | LA-140   | <.08045           | -0.033   | 0.0593 | 0.0805 | pCi/cu m |
| Air Particulate Filters | 5PR     | 12/30/2024 13:16 | 3/31/2025 11:20 | MN-54    | <.002389          | 0.001    | 0.0013 | 0.0024 | pCi/cu m |
| Air Particulate Filters | 5PR     | 12/30/2024 13:16 | 3/31/2025 11:20 | NB-95    | <.002977          | -8E-04   | 0.002  | 0.003  | pCi/cu m |
| Air Particulate Filters | 5PR     | 12/30/2024 13:16 | 3/31/2025 11:20 | ZN-65    | <.004022          | -3E-04   | 0.0025 | 0.004  | pCi/cu m |
| Air Particulate Filters | 5PR     | 12/30/2024 13:16 | 3/31/2025 11:20 | ZR-95    | <.005692          | 0.001    | 0.0032 | 0.0057 | pCi/cu m |
| Air Particulate Filters | 12      | 1/6/2025 16:19   | 1/13/2025 15:05 | GR-B     | 0.0282            | 0.0282   | 0.0039 | 0.0033 | pCi/cu m |
| Air Particulate Filters | 8SP     | 1/7/2025 9:40    | 1/13/2025 12:50 | GR-B     | 0.0267            | 0.0267   | 0.0042 | 0.0038 | pCi/cu m |
| Air Particulate Filters | 19ST    | 1/7/2025 10:02   | 1/13/2025 13:14 | GR-B     | 0.032             | 0.032    | 0.0048 | 0.0042 | pCi/cu m |
| Air Particulate Filters | 9TP     | 1/7/2025 10:17   | 1/13/2025 13:30 | GR-B     | 0.0258            | 0.0258   | 0.0042 | 0.0039 | pCi/cu m |
| Air Particulate Filters | 4JS     | 1/7/2025 10:33   | 1/13/2025 13:44 | GR-B     | 0.0306            | 0.0306   | 0.0048 | 0.0044 | pCi/cu m |
| Air Particulate Filters | 5PR     | 1/7/2025 10:45   | 1/13/2025 13:55 | GR-B     | 0.0291            | 0.0291   | 0.005  | 0.0048 | pCi/cu m |
| Air Particulate Filters | 8SP     | 1/13/2025 12:50  | 1/20/2025 9:33  | GR-B     | 0.0246            | 0.0246   | 0.0038 | 0.0031 | pCi/cu m |
| Air Particulate Filters | 19ST    | 1/13/2025 13:14  | 1/20/2025 9:46  | GR-B     | 0.024             | 0.024    | 0.0038 | 0.0033 | pCi/cu m |
| Air Particulate Filters | 9TP     | 1/13/2025 13:30  | 1/20/2025 10:01 | GR-B     | 0.023             | 0.023    | 0.0036 | 0.003  | pCi/cu m |
| Air Particulate Filters | 4JS     | 1/13/2025 13:44  | 1/20/2025 10:14 | GR-B     | 0.0321            | 0.0321   | 0.0044 | 0.0034 | pCi/cu m |
| Air Particulate Filters | 5PR     | 1/13/2025 13:55  | 1/20/2025 10:20 | GR-B     | 0.024             | 0.024    | 0.0036 | 0.0029 | pCi/cu m |
| Air Particulate Filters | 12      | 1/13/2025 15:05  | 1/20/2025 16:30 | GR-B     | 0.0228            | 0.0228   | 0.0034 | 0.0028 | pCi/cu m |
| Air Particulate Filters | 8SP     | 1/20/2025 9:33   | 1/27/2025 10:01 | GR-B     | 0.0283            | 0.0283   | 0.0038 | 0.003  | pCi/cu m |
| Air Particulate Filters | 19ST    | 1/20/2025 9:46   | 1/27/2025 10:19 | GR-B     | 0.0303            | 0.0303   | 0.0042 | 0.0032 | pCi/cu m |
| Air Particulate Filters | 9TP     | 1/20/2025 10:01  | 1/27/2025 10:40 | GR-B     | 0.0283            | 0.0283   | 0.0039 | 0.003  | pCi/cu m |
| Air Particulate Filters | 4JS     | 1/20/2025 10:14  | 1/27/2025 10:50 | GR-B     | 0.0302            | 0.0302   | 0.0042 | 0.0034 | pCi/cu m |
| Air Particulate Filters | 5PR     | 1/20/2025 10:20  | 1/27/2025 11:00 | GR-B     | 0.0276            | 0.0276   | 0.0042 | 0.0036 | pCi/cu m |
| Air Particulate Filters | 12      | 1/20/2025 16:30  | 1/27/2025 14:30 | GR-B     | 0.0278            | 0.0278   | 0.0038 | 0.0029 | pCi/cu m |
| Air Particulate Filters | 8SP     | 1/27/2025 10:01  | 2/3/2025 12:34  | GR-B     | 0.0199            | 0.0199   | 0.0036 | 0.0036 | pCi/cu m |
| Air Particulate Filters | 19ST    | 1/27/2025 10:19  | 2/3/2025 12:57  | GR-B     | 0.0208            | 0.0208   | 0.0037 | 0.0037 | pCi/cu m |

## Attachment 5

## Page 5 of 63

## 2025 Palisades REMP Analytical Data

| Matrix                  | Station | Start Date      | Stop Date       | Analysis | Reportable Result | Activity | Error  | MDC    | Units    |
|-------------------------|---------|-----------------|-----------------|----------|-------------------|----------|--------|--------|----------|
| Air Particulate Filters | 9TP     | 1/27/2025 10:40 | 2/3/2025 13:13  | GR-B     | 0.0177            | 0.0177   | 0.0033 | 0.0034 | pCi/cu m |
| Air Particulate Filters | 4JS     | 1/27/2025 10:50 | 2/3/2025 13:23  | GR-B     | 0.0225            | 0.0225   | 0.004  | 0.0039 | pCi/cu m |
| Air Particulate Filters | 5PR     | 1/27/2025 11:00 | 2/3/2025 13:31  | GR-B     | 0.0197            | 0.0197   | 0.0034 | 0.0033 | pCi/cu m |
| Air Particulate Filters | 12      | 1/27/2025 14:30 | 2/3/2025 15:30  | GR-B     | 0.0204            | 0.0204   | 0.0034 | 0.0033 | pCi/cu m |
| Air Particulate Filters | 8SP     | 2/3/2025 12:34  | 2/10/2025 11:47 | GR-B     | 0.0215            | 0.0215   | 0.0035 | 0.0032 | pCi/cu m |
| Air Particulate Filters | 19ST    | 2/3/2025 12:57  | 2/10/2025 12:01 | GR-B     | 0.0216            | 0.0216   | 0.0038 | 0.0035 | pCi/cu m |
| Air Particulate Filters | 9TP     | 2/3/2025 13:13  | 2/10/2025 12:16 | GR-B     | 0.0161            | 0.0161   | 0.0032 | 0.0033 | pCi/cu m |
| Air Particulate Filters | 4JS     | 2/3/2025 13:23  | 2/10/2025 12:33 | GR-B     | 0.0252            | 0.0252   | 0.0041 | 0.0037 | pCi/cu m |
| Air Particulate Filters | 5PR     | 2/3/2025 13:31  | 2/10/2025 12:41 | GR-B     | 0.0182            | 0.0182   | 0.0038 | 0.0039 | pCi/cu m |
| Air Particulate Filters | 12      | 2/3/2025 15:30  | 2/10/2025 16:05 | GR-B     | 0.0187            | 0.0187   | 0.0032 | 0.003  | pCi/cu m |
| Air Particulate Filters | 8SP     | 2/10/2025 11:47 | 2/18/2025 10:42 | GR-B     | 0.0277            | 0.0277   | 0.0036 | 0.0028 | pCi/cu m |
| Air Particulate Filters | 19ST    | 2/10/2025 12:01 | 2/18/2025 11:06 | GR-B     | 0.0282            | 0.0282   | 0.0038 | 0.0029 | pCi/cu m |
| Air Particulate Filters | 9TP     | 2/10/2025 12:16 | 2/18/2025 11:24 | GR-B     | 0.0311            | 0.0311   | 0.0037 | 0.0027 | pCi/cu m |
| Air Particulate Filters | 4JS     | 2/10/2025 12:33 | 2/18/2025 11:36 | GR-B     | 0.0355            | 0.0355   | 0.0042 | 0.003  | pCi/cu m |
| Air Particulate Filters | 5PR     | 2/10/2025 12:41 | 2/18/2025 11:44 | GR-B     | 0.0276            | 0.0276   | 0.0035 | 0.0027 | pCi/cu m |
| Air Particulate Filters | 12      | 2/10/2025 16:05 | 2/17/2025 14:49 | GR-B     | 0.0289            | 0.0289   | 0.0038 | 0.003  | pCi/cu m |
| Air Particulate Filters | 12      | 2/17/2025 14:49 | 2/24/2025 15:00 | GR-B     | 0.0185            | 0.0185   | 0.0033 | 0.0033 | pCi/cu m |
| Air Particulate Filters | 8SP     | 2/18/2025 10:42 | 2/24/2025 12:56 | GR-B     | 0.0244            | 0.0244   | 0.0041 | 0.004  | pCi/cu m |
| Air Particulate Filters | 19ST    | 2/18/2025 11:06 | 2/24/2025 13:15 | GR-B     | 0.0233            | 0.0233   | 0.0043 | 0.0044 | pCi/cu m |
| Air Particulate Filters | 9TP     | 2/18/2025 11:24 | 2/24/2025 13:35 | GR-B     | 0.0223            | 0.0223   | 0.004  | 0.0041 | pCi/cu m |
| Air Particulate Filters | 4JS     | 2/18/2025 11:36 | 2/24/2025 13:53 | GR-B     | 0.0229            | 0.0229   | 0.0044 | 0.0046 | pCi/cu m |
| Air Particulate Filters | 5PR     | 2/18/2025 11:44 | 2/24/2025 14:00 | GR-B     | 0.0292            | 0.0292   | 0.0049 | 0.0048 | pCi/cu m |
| Air Particulate Filters | 8SP     | 2/24/2025 12:56 | 3/3/2025 12:24  | GR-B     | 0.0187            | 0.0187   | 0.0035 | 0.0035 | pCi/cu m |
| Air Particulate Filters | 19ST    | 2/24/2025 13:15 | 3/3/2025 12:39  | GR-B     | 0.0183            | 0.0183   | 0.0036 | 0.0036 | pCi/cu m |
| Air Particulate Filters | 9TP     | 2/24/2025 13:35 | 3/3/2025 13:10  | GR-B     | 0.0215            | 0.0215   | 0.0036 | 0.0033 | pCi/cu m |
| Air Particulate Filters | 4JS     | 2/24/2025 13:53 | 3/3/2025 13:33  | GR-B     | 0.0218            | 0.0218   | 0.0039 | 0.0038 | pCi/cu m |

## Attachment 5

## Page 6 of 63

## 2025 Palisades REMP Analytical Data

| Matrix                  | Station | Start Date      | Stop Date       | Analysis | Reportable Result | Activity | Error  | MDC    | Units    |
|-------------------------|---------|-----------------|-----------------|----------|-------------------|----------|--------|--------|----------|
| Air Particulate Filters | 5PR     | 2/24/2025 14:00 | 3/3/2025 13:42  | GR-B     | 0.0174            | 0.0174   | 0.0033 | 0.0033 | pCi/cu m |
| Air Particulate Filters | 12      | 2/24/2025 15:00 | 3/3/2025 15:10  | GR-B     | 0.0202            | 0.0202   | 0.0034 | 0.0031 | pCi/cu m |
| Air Particulate Filters | 8SP     | 3/3/2025 12:24  | 3/10/2025 8:25  | GR-B     | 0.0169            | 0.0169   | 0.0035 | 0.0037 | pCi/cu m |
| Air Particulate Filters | 19ST    | 3/3/2025 12:39  | 3/10/2025 8:45  | GR-B     | 0.0168            | 0.0168   | 0.0037 | 0.0041 | pCi/cu m |
| Air Particulate Filters | 9TP     | 3/3/2025 13:10  | 3/10/2025 9:00  | GR-B     | 0.0215            | 0.0215   | 0.0038 | 0.0038 | pCi/cu m |
| Air Particulate Filters | 4JS     | 3/3/2025 13:33  | 3/10/2025 9:09  | GR-B     | 0.0229            | 0.0229   | 0.0043 | 0.0045 | pCi/cu m |
| Air Particulate Filters | 5PR     | 3/3/2025 13:42  | 3/10/2025 9:17  | GR-B     | 0.0217            | 0.0217   | 0.0043 | 0.0045 | pCi/cu m |
| Air Particulate Filters | 12      | 3/3/2025 15:10  | 3/10/2025 15:05 | GR-B     | 0.0162            | 0.0162   | 0.0033 | 0.0035 | pCi/cu m |
| Air Particulate Filters | 8SP     | 3/10/2025 8:25  | 3/17/2025 12:48 | GR-B     | 0.0194            | 0.0194   | 0.0035 | 0.0033 | pCi/cu m |
| Air Particulate Filters | 19ST    | 3/10/2025 8:45  | 3/17/2025 13:05 | GR-B     | 0.021             | 0.021    | 0.0037 | 0.0034 | pCi/cu m |
| Air Particulate Filters | 9TP     | 3/10/2025 9:00  | 3/17/2025 13:19 | GR-B     | 0.0217            | 0.0217   | 0.0035 | 0.0031 | pCi/cu m |
| Air Particulate Filters | 4JS     | 3/10/2025 9:09  | 3/17/2025 13:28 | GR-B     | 0.0253            | 0.0253   | 0.0041 | 0.0037 | pCi/cu m |
| Air Particulate Filters | 5PR     | 3/10/2025 9:17  | 3/17/2025 13:35 | GR-B     | 0.0231            | 0.0231   | 0.0036 | 0.0031 | pCi/cu m |
| Air Particulate Filters | 12      | 3/10/2025 15:05 | 3/18/2025 12:26 | GR-B     | 0.0204            | 0.0204   | 0.0032 | 0.0027 | pCi/cu m |
| Air Particulate Filters | 8SP     | 3/17/2025 12:48 | 3/24/2025 13:07 | GR-B     | 0.0233            | 0.0233   | 0.0036 | 0.0028 | pCi/cu m |
| Air Particulate Filters | 19ST    | 3/17/2025 13:05 | 3/24/2025 13:24 | GR-B     | 0.0197            | 0.0197   | 0.0035 | 0.0031 | pCi/cu m |
| Air Particulate Filters | 9TP     | 3/17/2025 13:19 | 3/24/2025 13:39 | GR-B     | 0.0233            | 0.0233   | 0.0036 | 0.0029 | pCi/cu m |
| Air Particulate Filters | 4JS     | 3/17/2025 13:28 | 3/24/2025 13:51 | GR-B     | 0.028             | 0.028    | 0.0044 | 0.0036 | pCi/cu m |
| Air Particulate Filters | 5PR     | 3/17/2025 13:35 | 3/24/2025 14:00 | GR-B     | 0.022             | 0.022    | 0.0039 | 0.0034 | pCi/cu m |
| Air Particulate Filters | 12      | 3/18/2025 12:26 | 3/24/2025 9:30  | GR-B     | 0.0187            | 0.0187   | 0.0035 | 0.0032 | pCi/cu m |
| Air Particulate Filters | 12      | 3/24/2025 9:30  | 3/31/2025 15:00 | GR-B     | 0.0187            | 0.0187   | 0.0031 | 0.0027 | pCi/cu m |
| Air Particulate Filters | 8SP     | 3/24/2025 13:07 | 3/31/2025 10:37 | GR-B     | 0.0208            | 0.0208   | 0.0036 | 0.0031 | pCi/cu m |
| Air Particulate Filters | 19ST    | 3/24/2025 13:24 | 3/31/2025 10:51 | GR-B     | 0.0181            | 0.0181   | 0.0035 | 0.0032 | pCi/cu m |
| Air Particulate Filters | 9TP     | 3/24/2025 13:39 | 3/31/2025 11:05 | GR-B     | 0.0198            | 0.0198   | 0.0034 | 0.0029 | pCi/cu m |
| Air Particulate Filters | 4JS     | 3/24/2025 13:51 | 3/31/2025 11:14 | GR-B     | 0.0242            | 0.0242   | 0.004  | 0.0033 | pCi/cu m |
| Air Particulate Filters | 5PR     | 3/24/2025 14:00 | 3/31/2025 11:20 | GR-B     | 0.0201            | 0.0201   | 0.0035 | 0.003  | pCi/cu m |

## Annual Radiological Environmental Operating Report

Attachment 5

Page 7 of 63

## 2025 Palisades REMP Analytical Data

| Matrix                  | Station | Start Date      | Stop Date       | Analysis | Reportable Result | Activity | Error  | MDC    | Units    |
|-------------------------|---------|-----------------|-----------------|----------|-------------------|----------|--------|--------|----------|
| Air Particulate Filters | 8SP     | 3/31/2025 10:37 | 4/7/2025 9:14   | GR-B     | 0.0177            | 0.0177   | 0.0034 | 0.0035 | pCi/cu m |
| Air Particulate Filters | 8SP     | 3/31/2025 10:37 | 6/30/2025 11:15 | BA-140   | <.3496            | 0.0286   | 0.2101 | 0.3496 | pCi/cu m |
| Air Particulate Filters | 8SP     | 3/31/2025 10:37 | 6/30/2025 11:15 | BE-7     | 0.08527           | 0.0853   | 0.0291 | 0.0376 | pCi/cu m |
| Air Particulate Filters | 8SP     | 3/31/2025 10:37 | 6/30/2025 11:15 | CO-58    | <.003751          | 0.0004   | 0.0022 | 0.0038 | pCi/cu m |
| Air Particulate Filters | 8SP     | 3/31/2025 10:37 | 6/30/2025 11:15 | CO-60    | <.001437          | -3E-04   | 0.001  | 0.0014 | pCi/cu m |
| Air Particulate Filters | 8SP     | 3/31/2025 10:37 | 6/30/2025 11:15 | CS-134   | <.002009          | -7E-04   | 0.0013 | 0.002  | pCi/cu m |
| Air Particulate Filters | 8SP     | 3/31/2025 10:37 | 6/30/2025 11:15 | CS-137   | <.00196           | 0.0002   | 0.0012 | 0.002  | pCi/cu m |
| Air Particulate Filters | 8SP     | 3/31/2025 10:37 | 6/30/2025 11:15 | FE-59    | <.01071           | -0.001   | 0.0068 | 0.0107 | pCi/cu m |
| Air Particulate Filters | 8SP     | 3/31/2025 10:37 | 6/30/2025 11:15 | I-131    | <.9933            | -0.043   | 0.6099 | 0.9933 | pCi/cu m |
| Air Particulate Filters | 8SP     | 3/31/2025 10:37 | 6/30/2025 11:15 | LA-140   | <.1518            | 0.0127   | 0.0886 | 0.1518 | pCi/cu m |
| Air Particulate Filters | 8SP     | 3/31/2025 10:37 | 6/30/2025 11:15 | MN-54    | <.002189          | 0.0001   | 0.0013 | 0.0022 | pCi/cu m |
| Air Particulate Filters | 8SP     | 3/31/2025 10:37 | 6/30/2025 11:15 | NB-95    | <.004007          | -4E-04   | 0.0025 | 0.004  | pCi/cu m |
| Air Particulate Filters | 8SP     | 3/31/2025 10:37 | 6/30/2025 11:15 | ZN-65    | <.00578           | 0.002    | 0.0031 | 0.0058 | pCi/cu m |
| Air Particulate Filters | 8SP     | 3/31/2025 10:37 | 6/30/2025 11:15 | ZR-95    | <.006768          | 0.0008   | 0.004  | 0.0068 | pCi/cu m |
| Air Particulate Filters | 19ST    | 3/31/2025 10:51 | 4/7/2025 9:30   | GR-B     | 0.0189            | 0.0189   | 0.0037 | 0.0039 | pCi/cu m |
| Air Particulate Filters | 19ST    | 3/31/2025 10:51 | 6/30/2025 11:29 | BA-140   | <.4658            | 0.1527   | 0.2648 | 0.4658 | pCi/cu m |
| Air Particulate Filters | 19ST    | 3/31/2025 10:51 | 6/30/2025 11:29 | BE-7     | 0.1156            | 0.1156   | 0.035  | 0.0462 | pCi/cu m |
| Air Particulate Filters | 19ST    | 3/31/2025 10:51 | 6/30/2025 11:29 | CO-58    | <.004243          | -0.001   | 0.0028 | 0.0042 | pCi/cu m |
| Air Particulate Filters | 19ST    | 3/31/2025 10:51 | 6/30/2025 11:29 | CO-60    | <.002208          | -3E-04   | 0.0014 | 0.0022 | pCi/cu m |
| Air Particulate Filters | 19ST    | 3/31/2025 10:51 | 6/30/2025 11:29 | CS-134   | <.002915          | 0.0012   | 0.0016 | 0.0029 | pCi/cu m |
| Air Particulate Filters | 19ST    | 3/31/2025 10:51 | 6/30/2025 11:29 | CS-137   | <.002691          | 0.0011   | 0.0015 | 0.0027 | pCi/cu m |
| Air Particulate Filters | 19ST    | 3/31/2025 10:51 | 6/30/2025 11:29 | FE-59    | <.01481           | 0.0023   | 0.0086 | 0.0148 | pCi/cu m |
| Air Particulate Filters | 19ST    | 3/31/2025 10:51 | 6/30/2025 11:29 | I-131    | <1.429            | -0.371   | 0.9094 | 1.429  | pCi/cu m |
| Air Particulate Filters | 19ST    | 3/31/2025 10:51 | 6/30/2025 11:29 | LA-140   | <.1691            | 0.0377   | 0.0936 | 0.1691 | pCi/cu m |
| Air Particulate Filters | 19ST    | 3/31/2025 10:51 | 6/30/2025 11:29 | MN-54    | <.002945          | 3E-05    | 0.0018 | 0.0029 | pCi/cu m |
| Air Particulate Filters | 19ST    | 3/31/2025 10:51 | 6/30/2025 11:29 | NB-95    | <.005329          | 0.0018   | 0.003  | 0.0053 | pCi/cu m |

## Annual Radiological Environmental Operating Report

Attachment 5

Page 8 of 63

## 2025 Palisades REMP Analytical Data

| Matrix                  | Station | Start Date      | Stop Date       | Analysis | Reportable Result | Activity | Error  | MDC    | Units    |
|-------------------------|---------|-----------------|-----------------|----------|-------------------|----------|--------|--------|----------|
| Air Particulate Filters | 19ST    | 3/31/2025 10:51 | 6/30/2025 11:29 | ZN-65    | <.006286          | 0.0004   | 0.0037 | 0.0063 | pCi/cu m |
| Air Particulate Filters | 19ST    | 3/31/2025 10:51 | 6/30/2025 11:29 | ZR-95    | <.008731          | -0.002   | 0.0056 | 0.0087 | pCi/cu m |
| Air Particulate Filters | 9TP     | 3/31/2025 11:05 | 4/7/2025 9:42   | GR-B     | 0.0165            | 0.0165   | 0.0034 | 0.0036 | pCi/cu m |
| Air Particulate Filters | 9TP     | 3/31/2025 11:05 | 6/30/2025 11:43 | BA-140   | <.4634            | 0.1397   | 0.2302 | 0.4634 | pCi/cu m |
| Air Particulate Filters | 9TP     | 3/31/2025 11:05 | 6/30/2025 11:43 | BE-7     | 0.1546            | 0.1546   | 0.0322 | 0.048  | pCi/cu m |
| Air Particulate Filters | 9TP     | 3/31/2025 11:05 | 6/30/2025 11:43 | CO-58    | <.005308          | -1E-03   | 0.003  | 0.0053 | pCi/cu m |
| Air Particulate Filters | 9TP     | 3/31/2025 11:05 | 6/30/2025 11:43 | CO-60    | <.002879          | -8E-04   | 0.0016 | 0.0029 | pCi/cu m |
| Air Particulate Filters | 9TP     | 3/31/2025 11:05 | 6/30/2025 11:43 | CS-134   | <.002597          | -0.002   | 0.0017 | 0.0026 | pCi/cu m |
| Air Particulate Filters | 9TP     | 3/31/2025 11:05 | 6/30/2025 11:43 | CS-137   | <.002346          | 0.0002   | 0.0012 | 0.0023 | pCi/cu m |
| Air Particulate Filters | 9TP     | 3/31/2025 11:05 | 6/30/2025 11:43 | FE-59    | <.0176            | 0.0037   | 0.0085 | 0.0176 | pCi/cu m |
| Air Particulate Filters | 9TP     | 3/31/2025 11:05 | 6/30/2025 11:43 | I-131    | <1.312            | -0.325   | 0.7604 | 1.312  | pCi/cu m |
| Air Particulate Filters | 9TP     | 3/31/2025 11:05 | 6/30/2025 11:43 | LA-140   | <.1685            | -0.013   | 0.0836 | 0.1685 | pCi/cu m |
| Air Particulate Filters | 9TP     | 3/31/2025 11:05 | 6/30/2025 11:43 | MN-54    | <.002862          | -3E-04   | 0.0016 | 0.0029 | pCi/cu m |
| Air Particulate Filters | 9TP     | 3/31/2025 11:05 | 6/30/2025 11:43 | NB-95    | <.005229          | 0.001    | 0.0026 | 0.0052 | pCi/cu m |
| Air Particulate Filters | 9TP     | 3/31/2025 11:05 | 6/30/2025 11:43 | ZN-65    | <.006911          | 0.0005   | 0.0034 | 0.0069 | pCi/cu m |
| Air Particulate Filters | 9TP     | 3/31/2025 11:05 | 6/30/2025 11:43 | ZR-95    | <.009837          | 0.001    | 0.0052 | 0.0098 | pCi/cu m |
| Air Particulate Filters | 4JS     | 3/31/2025 11:14 | 4/7/2025 9:52   | GR-B     | 0.015             | 0.015    | 0.0037 | 0.0043 | pCi/cu m |
| Air Particulate Filters | 4JS     | 3/31/2025 11:14 | 6/30/2025 11:53 | BA-140   | <.6107            | 0.1886   | 0.3108 | 0.6107 | pCi/cu m |
| Air Particulate Filters | 4JS     | 3/31/2025 11:14 | 6/30/2025 11:53 | BE-7     | 0.1135            | 0.1135   | 0.0481 | 0.0534 | pCi/cu m |
| Air Particulate Filters | 4JS     | 3/31/2025 11:14 | 6/30/2025 11:53 | CO-58    | <.00605           | -9E-04   | 0.0033 | 0.0061 | pCi/cu m |
| Air Particulate Filters | 4JS     | 3/31/2025 11:14 | 6/30/2025 11:53 | CO-60    | <.003155          | 0.0004   | 0.0014 | 0.0032 | pCi/cu m |
| Air Particulate Filters | 4JS     | 3/31/2025 11:14 | 6/30/2025 11:53 | CS-134   | <.002908          | -6E-04   | 0.0016 | 0.0029 | pCi/cu m |
| Air Particulate Filters | 4JS     | 3/31/2025 11:14 | 6/30/2025 11:53 | CS-137   | <.002951          | 0.0009   | 0.0014 | 0.003  | pCi/cu m |
| Air Particulate Filters | 4JS     | 3/31/2025 11:14 | 6/30/2025 11:53 | FE-59    | <.0188            | 0.0007   | 0.0095 | 0.0188 | pCi/cu m |
| Air Particulate Filters | 4JS     | 3/31/2025 11:14 | 6/30/2025 11:53 | I-131    | <1.256            | -1.007   | 0.81   | 1.256  | pCi/cu m |
| Air Particulate Filters | 4JS     | 3/31/2025 11:14 | 6/30/2025 11:53 | LA-140   | <.2225            | 0.0255   | 0.1002 | 0.2225 | pCi/cu m |

## Attachment 5

## Page 9 of 63

## 2025 Palisades REMP Analytical Data

| Matrix                  | Station | Start Date      | Stop Date       | Analysis | Reportable Result | Activity | Error  | MDC    | Units    |
|-------------------------|---------|-----------------|-----------------|----------|-------------------|----------|--------|--------|----------|
| Air Particulate Filters | 4JS     | 3/31/2025 11:14 | 6/30/2025 11:53 | MN-54    | <.003241          | -0.002   | 0.0021 | 0.0032 | pCi/cu m |
| Air Particulate Filters | 4JS     | 3/31/2025 11:14 | 6/30/2025 11:53 | NB-95    | <.006582          | 0.0007   | 0.0035 | 0.0066 | pCi/cu m |
| Air Particulate Filters | 4JS     | 3/31/2025 11:14 | 6/30/2025 11:53 | ZN-65    | <.007478          | -0.003   | 0.0045 | 0.0075 | pCi/cu m |
| Air Particulate Filters | 4JS     | 3/31/2025 11:14 | 6/30/2025 11:53 | ZR-95    | <.01094           | -0.002   | 0.0063 | 0.0109 | pCi/cu m |
| Air Particulate Filters | 5PR     | 3/31/2025 11:20 | 4/7/2025 9:58   | GR-B     | 0.0186            | 0.0186   | 0.0039 | 0.0042 | pCi/cu m |
| Air Particulate Filters | 5PR     | 3/31/2025 11:20 | 6/30/2025 12:01 | BA-140   | <.3602            | -0.083   | 0.234  | 0.3602 | pCi/cu m |
| Air Particulate Filters | 5PR     | 3/31/2025 11:20 | 6/30/2025 12:01 | BE-7     | 0.1017            | 0.1017   | 0.0304 | 0.0372 | pCi/cu m |
| Air Particulate Filters | 5PR     | 3/31/2025 11:20 | 6/30/2025 12:01 | CO-58    | <.003431          | -0.001   | 0.0023 | 0.0034 | pCi/cu m |
| Air Particulate Filters | 5PR     | 3/31/2025 11:20 | 6/30/2025 12:01 | CO-60    | <.001746          | -0.001   | 0.0014 | 0.0017 | pCi/cu m |
| Air Particulate Filters | 5PR     | 3/31/2025 11:20 | 6/30/2025 12:01 | CS-134   | <.002745          | 0.0015   | 0.0014 | 0.0027 | pCi/cu m |
| Air Particulate Filters | 5PR     | 3/31/2025 11:20 | 6/30/2025 12:01 | CS-137   | <.002473          | 0.0009   | 0.0014 | 0.0025 | pCi/cu m |
| Air Particulate Filters | 5PR     | 3/31/2025 11:20 | 6/30/2025 12:01 | FE-59    | <.01051           | -0.004   | 0.0074 | 0.0105 | pCi/cu m |
| Air Particulate Filters | 5PR     | 3/31/2025 11:20 | 6/30/2025 12:01 | I-131    | <.8657            | -0.292   | 0.5708 | 0.8657 | pCi/cu m |
| Air Particulate Filters | 5PR     | 3/31/2025 11:20 | 6/30/2025 12:01 | LA-140   | <.08927           | -0.082   | 0.0861 | 0.0893 | pCi/cu m |
| Air Particulate Filters | 5PR     | 3/31/2025 11:20 | 6/30/2025 12:01 | MN-54    | <.002689          | 0.0006   | 0.0015 | 0.0027 | pCi/cu m |
| Air Particulate Filters | 5PR     | 3/31/2025 11:20 | 6/30/2025 12:01 | NB-95    | <.004317          | 5E-06    | 0.0026 | 0.0043 | pCi/cu m |
| Air Particulate Filters | 5PR     | 3/31/2025 11:20 | 6/30/2025 12:01 | ZN-65    | <.006482          | 0.0023   | 0.0035 | 0.0065 | pCi/cu m |
| Air Particulate Filters | 5PR     | 3/31/2025 11:20 | 6/30/2025 12:01 | ZR-95    | <.009782          | 0.0078   | 0.0047 | 0.0098 | pCi/cu m |
| Air Particulate Filters | 12      | 3/31/2025 15:00 | 4/7/2025 3:10   | GR-B     | 0.0185            | 0.0185   | 0.0034 | 0.0033 | pCi/cu m |
| Air Particulate Filters | 12      | 3/31/2025 15:00 | 6/30/2025 12:33 | BA-140   | <.2331            | -0.061   | 0.1556 | 0.2331 | pCi/cu m |
| Air Particulate Filters | 12      | 3/31/2025 15:00 | 6/30/2025 12:33 | BE-7     | 0.1126            | 0.1126   | 0.0251 | 0.0226 | pCi/cu m |
| Air Particulate Filters | 12      | 3/31/2025 15:00 | 6/30/2025 12:33 | CO-58    | <.002246          | -0.001   | 0.0017 | 0.0022 | pCi/cu m |
| Air Particulate Filters | 12      | 3/31/2025 15:00 | 6/30/2025 12:33 | CO-60    | <.001707          | 2E-05    | 0.001  | 0.0017 | pCi/cu m |
| Air Particulate Filters | 12      | 3/31/2025 15:00 | 6/30/2025 12:33 | CS-134   | <.001169          | -0.001   | 0.001  | 0.0012 | pCi/cu m |
| Air Particulate Filters | 12      | 3/31/2025 15:00 | 6/30/2025 12:33 | CS-137   | <.001414          | -6E-05   | 0.0009 | 0.0014 | pCi/cu m |
| Air Particulate Filters | 12      | 3/31/2025 15:00 | 6/30/2025 12:33 | FE-59    | <.004876          | -7E-04   | 0.0033 | 0.0049 | pCi/cu m |

## Annual Radiological Environmental Operating Report

Attachment 5

Page 10 of 63

## 2025 Palisades REMP Analytical Data

| Matrix                  | Station | Start Date      | Stop Date       | Analysis | Reportable Result | Activity | Error  | MDC    | Units    |
|-------------------------|---------|-----------------|-----------------|----------|-------------------|----------|--------|--------|----------|
| Air Particulate Filters | 12      | 3/31/2025 15:00 | 6/30/2025 12:33 | I-131    | <.7311            | -0.017   | 0.4541 | 0.7311 | pCi/cu m |
| Air Particulate Filters | 12      | 3/31/2025 15:00 | 6/30/2025 12:33 | LA-140   | <.1103            | -0.002   | 0.0683 | 0.1103 | pCi/cu m |
| Air Particulate Filters | 12      | 3/31/2025 15:00 | 6/30/2025 12:33 | MN-54    | <.001274          | -3E-04   | 0.0009 | 0.0013 | pCi/cu m |
| Air Particulate Filters | 12      | 3/31/2025 15:00 | 6/30/2025 12:33 | NB-95    | <.003131          | 0.0014   | 0.0016 | 0.0031 | pCi/cu m |
| Air Particulate Filters | 12      | 3/31/2025 15:00 | 6/30/2025 12:33 | ZN-65    | <.004487          | 0.0019   | 0.0022 | 0.0045 | pCi/cu m |
| Air Particulate Filters | 12      | 3/31/2025 15:00 | 6/30/2025 12:33 | ZR-95    | <.003226          | -0.003   | 0.0028 | 0.0032 | pCi/cu m |
| Air Particulate Filters | 12      | 4/7/2025 3:10   | 4/14/2025 10:12 | GR-B     | 0.0265            | 0.0265   | 0.0038 | 0.0029 | pCi/cu m |
| Air Particulate Filters | 8SP     | 4/7/2025 9:14   | 4/14/2025 8:51  | GR-B     | 0.0258            | 0.0258   | 0.0039 | 0.0031 | pCi/cu m |
| Air Particulate Filters | 19ST    | 4/7/2025 9:30   | 4/14/2025 9:07  | GR-B     | 0.0218            | 0.0218   | 0.0037 | 0.0032 | pCi/cu m |
| Air Particulate Filters | 9TP     | 4/7/2025 9:42   | 4/14/2025 9:46  | GR-B     | 0.0217            | 0.0217   | 0.0035 | 0.0029 | pCi/cu m |
| Air Particulate Filters | 4JS     | 4/7/2025 9:52   | 4/14/2025 10:43 | GR-B     | 0.03              | 0.03     | 0.0044 | 0.0035 | pCi/cu m |
| Air Particulate Filters | 5PR     | 4/7/2025 9:58   | 4/14/2025 10:50 | GR-B     | 0.0243            | 0.0243   | 0.0036 | 0.0029 | pCi/cu m |
| Air Particulate Filters | 8SP     | 4/14/2025 8:51  | 4/21/2025 12:54 | GR-B     | 0.0185            | 0.0185   | 0.0033 | 0.003  | pCi/cu m |
| Air Particulate Filters | 19ST    | 4/14/2025 9:07  | 4/21/2025 1:08  | GR-B     | 0.0174            | 0.0174   | 0.0034 | 0.0033 | pCi/cu m |
| Air Particulate Filters | 9TP     | 4/14/2025 9:46  | 4/21/2025 1:23  | GR-B     | 0.0195            | 0.0195   | 0.0034 | 0.0031 | pCi/cu m |
| Air Particulate Filters | 12      | 4/14/2025 10:12 | 4/21/2025 1:48  | GR-B     | 0.0165            | 0.0165   | 0.0031 | 0.0029 | pCi/cu m |
| Air Particulate Filters | 4JS     | 4/14/2025 10:43 | 4/21/2025 2:18  | GR-B     | 0.0225            | 0.0225   | 0.004  | 0.0037 | pCi/cu m |
| Air Particulate Filters | 5PR     | 4/14/2025 10:50 | 4/21/2025 2:25  | GR-B     | 0.0182            | 0.0182   | 0.0037 | 0.0036 | pCi/cu m |
| Air Particulate Filters | 19ST    | 4/21/2025 1:08  | 4/28/2025 9:11  | GR-B     | 0.0195            | 0.0195   | 0.0035 | 0.003  | pCi/cu m |
| Air Particulate Filters | 9TP     | 4/21/2025 1:23  | 4/28/2025 9:26  | GR-B     | 0.0213            | 0.0213   | 0.0035 | 0.0028 | pCi/cu m |
| Air Particulate Filters | 12      | 4/21/2025 1:48  | 4/28/2025 9:54  | GR-B     | 0.0178            | 0.0178   | 0.0032 | 0.0027 | pCi/cu m |
| Air Particulate Filters | 4JS     | 4/21/2025 2:18  | 4/28/2025 10:38 | GR-B     | 0.0201            | 0.0201   | 0.0038 | 0.0033 | pCi/cu m |
| Air Particulate Filters | 5PR     | 4/21/2025 2:25  | 4/28/2025 10:47 | GR-B     | 0.0195            | 0.0195   | 0.0034 | 0.0028 | pCi/cu m |
| Air Particulate Filters | 8SP     | 4/21/2025 12:54 | 4/28/2025 8:55  | GR-B     | 0.0267            | 0.0267   | 0.004  | 0.003  | pCi/cu m |
| Air Particulate Filters | 8SP     | 4/28/2025 8:55  | 5/5/2025 11:38  | GR-B     | 0.0156            | 0.0156   | 0.0031 | 0.0031 | pCi/cu m |
| Air Particulate Filters | 19ST    | 4/28/2025 9:11  | 5/5/2025 11:50  | GR-B     | 0.0133            | 0.0133   | 0.0032 | 0.0034 | pCi/cu m |

## Annual Radiological Environmental Operating Report

Attachment 5

Page 11 of 63

## 2025 Palisades REMP Analytical Data

| Matrix                  | Station | Start Date      | Stop Date       | Analysis | Reportable Result | Activity | Error  | MDC    | Units    |
|-------------------------|---------|-----------------|-----------------|----------|-------------------|----------|--------|--------|----------|
| Air Particulate Filters | 9TP     | 4/28/2025 9:26  | 5/5/2025 12:06  | GR-B     | 0.0153            | 0.0153   | 0.0032 | 0.0032 | pCi/cu m |
| Air Particulate Filters | 12      | 4/28/2025 9:54  | 5/5/2025 12:59  | GR-B     | 0.0161            | 0.0161   | 0.0031 | 0.003  | pCi/cu m |
| Air Particulate Filters | 4JS     | 4/28/2025 10:38 | 5/5/2025 12:20  | GR-B     | 0.0201            | 0.0201   | 0.0039 | 0.0037 | pCi/cu m |
| Air Particulate Filters | 5PR     | 4/28/2025 10:47 | 5/5/2025 12:29  | GR-B     | 0.0184            | 0.0184   | 0.0038 | 0.0037 | pCi/cu m |
| Air Particulate Filters | 8SP     | 5/5/2025 11:38  | 5/12/2025 12:35 | GR-B     | 0.0143            | 0.0143   | 0.0034 | 0.004  | pCi/cu m |
| Air Particulate Filters | 19ST    | 5/5/2025 11:50  | 5/12/2025 12:49 | GR-B     | 0.0143            | 0.0143   | 0.0035 | 0.0041 | pCi/cu m |
| Air Particulate Filters | 9TP     | 5/5/2025 12:06  | 5/12/2025 1:04  | GR-B     | 0.0151            | 0.0151   | 0.0033 | 0.0038 | pCi/cu m |
| Air Particulate Filters | 4JS     | 5/5/2025 12:20  | 5/12/2025 2:00  | GR-B     | 0.0138            | 0.0138   | 0.0037 | 0.0045 | pCi/cu m |
| Air Particulate Filters | 5PR     | 5/5/2025 12:29  | 5/12/2025 2:07  | GR-B     | 0.0141            | 0.0141   | 0.0033 | 0.0037 | pCi/cu m |
| Air Particulate Filters | 12      | 5/5/2025 12:59  | 5/12/2025 1:30  | GR-B     | 0.0193            | 0.0193   | 0.0035 | 0.0037 | pCi/cu m |
| Air Particulate Filters | 9TP     | 5/12/2025 1:04  | 5/19/2025 10:02 | GR-B     | 0.0189            | 0.0189   | 0.0034 | 0.003  | pCi/cu m |
| Air Particulate Filters | 12      | 5/12/2025 1:30  | 5/19/2025 10:50 | GR-B     | 0.0167            | 0.0167   | 0.0031 | 0.0028 | pCi/cu m |
| Air Particulate Filters | 4JS     | 5/12/2025 2:00  | 5/19/2025 10:12 | GR-B     | 0.0202            | 0.0202   | 0.0039 | 0.0035 | pCi/cu m |
| Air Particulate Filters | 5PR     | 5/12/2025 2:07  | 5/19/2025 10:20 | GR-B     | 0.0176            | 0.0176   | 0.0037 | 0.0035 | pCi/cu m |
| Air Particulate Filters | 8SP     | 5/12/2025 12:35 | 5/19/2025 9:25  | GR-B     | 0.0173            | 0.0173   | 0.0033 | 0.0029 | pCi/cu m |
| Air Particulate Filters | 19ST    | 5/12/2025 12:49 | 5/19/2025 9:45  | GR-B     | 0.019             | 0.019    | 0.0036 | 0.0032 | pCi/cu m |
| Air Particulate Filters | 8SP     | 5/19/2025 9:25  | 5/27/2025 9:57  | GR-B     | 0.0101            | 0.0101   | 0.0026 | 0.003  | pCi/cu m |
| Air Particulate Filters | 19ST    | 5/19/2025 9:45  | 5/27/2025 10:11 | GR-B     | 0.0115            | 0.0115   | 0.0028 | 0.0031 | pCi/cu m |
| Air Particulate Filters | 9TP     | 5/19/2025 10:02 | 5/27/2025 10:29 | GR-B     | 0.0121            | 0.0121   | 0.0027 | 0.0028 | pCi/cu m |
| Air Particulate Filters | 4JS     | 5/19/2025 10:12 | 5/27/2025 10:41 | GR-B     | 0.00875           | 0.0088   | 0.0027 | 0.0033 | pCi/cu m |
| Air Particulate Filters | 5PR     | 5/19/2025 10:20 | 5/27/2025 11:04 | GR-B     | 0.01              | 0.01     | 0.0025 | 0.0028 | pCi/cu m |
| Air Particulate Filters | 12      | 5/19/2025 10:50 | 5/27/2025 11:34 | GR-B     | 0.00928           | 0.0093   | 0.0024 | 0.0027 | pCi/cu m |
| Air Particulate Filters | 8SP     | 5/27/2025 9:57  | 6/2/2025 10:29  | GR-B     | 0.0211            | 0.0211   | 0.0039 | 0.0036 | pCi/cu m |
| Air Particulate Filters | 19ST    | 5/27/2025 10:11 | 6/2/2025 10:42  | GR-B     | 0.0191            | 0.0191   | 0.004  | 0.004  | pCi/cu m |
| Air Particulate Filters | 9TP     | 5/27/2025 10:29 | 6/2/2025 10:56  | GR-B     | 0.0197            | 0.0197   | 0.0038 | 0.0037 | pCi/cu m |
| Air Particulate Filters | 4JS     | 5/27/2025 10:41 | 6/2/2025 11:51  | GR-B     | 0.0206            | 0.0206   | 0.0042 | 0.0042 | pCi/cu m |

## Attachment 5

## Page 12 of 63

## 2025 Palisades REMP Analytical Data

| Matrix                  | Station | Start Date      | Stop Date       | Analysis | Reportable Result | Activity | Error  | MDC    | Units    |
|-------------------------|---------|-----------------|-----------------|----------|-------------------|----------|--------|--------|----------|
| Air Particulate Filters | 5PR     | 5/27/2025 11:04 | 6/2/2025 11:58  | GR-B     | 0.0202            | 0.0202   | 0.0043 | 0.0043 | pCi/cu m |
| Air Particulate Filters | 12      | 5/27/2025 11:34 | 6/2/2025 11:21  | GR-B     | 0.0197            | 0.0197   | 0.0037 | 0.0035 | pCi/cu m |
| Air Particulate Filters | 8SP     | 6/2/2025 10:29  | 6/9/2025 9:18   | GR-B     | 0.0198            | 0.0198   | 0.0036 | 0.0033 | pCi/cu m |
| Air Particulate Filters | 19ST    | 6/2/2025 10:42  | 6/9/2025 9:35   | GR-B     | 0.0227            | 0.0227   | 0.0039 | 0.0034 | pCi/cu m |
| Air Particulate Filters | 9TP     | 6/2/2025 10:56  | 6/9/2025 9:51   | GR-B     | 0.022             | 0.022    | 0.0037 | 0.0032 | pCi/cu m |
| Air Particulate Filters | 12      | 6/2/2025 11:21  | 6/9/2025 10:41  | GR-B     | 0.021             | 0.021    | 0.0035 | 0.003  | pCi/cu m |
| Air Particulate Filters | 4JS     | 6/2/2025 11:51  | 6/9/2025 10:04  | GR-B     | 0.0255            | 0.0255   | 0.0042 | 0.0036 | pCi/cu m |
| Air Particulate Filters | 5PR     | 6/2/2025 11:58  | 6/9/2025 10:13  | GR-B     | 0.0226            | 0.0226   | 0.0037 | 0.0031 | pCi/cu m |
| Air Particulate Filters | 8SP     | 6/9/2025 9:18   | 6/16/2025 10:13 | GR-B     | 0.0236            | 0.0236   | 0.0038 | 0.0033 | pCi/cu m |
| Air Particulate Filters | 19ST    | 6/9/2025 9:35   | 6/16/2025 10:26 | GR-B     | 0.0226            | 0.0226   | 0.0039 | 0.0036 | pCi/cu m |
| Air Particulate Filters | 9TP     | 6/9/2025 9:51   | 6/16/2025 10:40 | GR-B     | 0.0188            | 0.0188   | 0.0035 | 0.0033 | pCi/cu m |
| Air Particulate Filters | 4JS     | 6/9/2025 10:04  | 6/16/2025 11:34 | GR-B     | 0.023             | 0.023    | 0.0041 | 0.0038 | pCi/cu m |
| Air Particulate Filters | 5PR     | 6/9/2025 10:13  | 6/16/2025 11:41 | GR-B     | 0.0189            | 0.0189   | 0.0039 | 0.0039 | pCi/cu m |
| Air Particulate Filters | 12      | 6/9/2025 10:41  | 6/16/2025 11:03 | GR-B     | 0.0196            | 0.0196   | 0.0034 | 0.0031 | pCi/cu m |
| Air Particulate Filters | 8SP     | 6/16/2025 10:13 | 6/24/2025 13:00 | GR-B     | 0.0239            | 0.0239   | 0.0037 | 0.0031 | pCi/cu m |
| Air Particulate Filters | 19ST    | 6/16/2025 10:26 | 6/24/2025 8:50  | GR-B     | 0.023             | 0.023    | 0.0037 | 0.0033 | pCi/cu m |
| Air Particulate Filters | 9TP     | 6/16/2025 10:40 | 6/24/2025 9:05  | GR-B     | 0.0248            | 0.0248   | 0.0036 | 0.0031 | pCi/cu m |
| Air Particulate Filters | 12      | 6/16/2025 11:03 | 6/24/2025 10:00 | GR-B     | 0.0261            | 0.0261   | 0.0036 | 0.0029 | pCi/cu m |
| Air Particulate Filters | 4JS     | 6/16/2025 11:34 | 6/24/2025 10:30 | GR-B     | 0.0281            | 0.0281   | 0.0041 | 0.0035 | pCi/cu m |
| Air Particulate Filters | 5PR     | 6/16/2025 11:41 | 6/24/2025 10:40 | GR-B     | 0.0223            | 0.0223   | 0.0035 | 0.0031 | pCi/cu m |
| Air Particulate Filters | 19ST    | 6/24/2025 8:50  | 6/30/2025 11:29 | GR-B     | 0.0271            | 0.0271   | 0.0048 | 0.0043 | pCi/cu m |
| Air Particulate Filters | 9TP     | 6/24/2025 9:05  | 6/30/2025 11:43 | GR-B     | 0.0186            | 0.0186   | 0.0038 | 0.0036 | pCi/cu m |
| Air Particulate Filters | 12      | 6/24/2025 10:00 | 6/30/2025 12:33 | GR-B     | 0.0204            | 0.0204   | 0.0037 | 0.0034 | pCi/cu m |
| Air Particulate Filters | 4JS     | 6/24/2025 10:30 | 6/30/2025 11:53 | GR-B     | 0.0274            | 0.0274   | 0.0048 | 0.0042 | pCi/cu m |
| Air Particulate Filters | 5PR     | 6/24/2025 10:40 | 6/30/2025 12:01 | GR-B     | 0.0252            | 0.0252   | 0.0046 | 0.0042 | pCi/cu m |
| Air Particulate Filters | 8SP     | 6/24/2025 13:00 | 6/30/2025 11:15 | GR-B     | 0.0217            | 0.0217   | 0.004  | 0.0036 | pCi/cu m |

## Annual Radiological Environmental Operating Report

Attachment 5

Page 13 of 63

## 2025 Palisades REMP Analytical Data

| Matrix                  | Station | Start Date      | Stop Date       | Analysis | Reportable Result | Activity | Error  | MDC    | Units    |
|-------------------------|---------|-----------------|-----------------|----------|-------------------|----------|--------|--------|----------|
| Air Particulate Filters | 8SP     | 6/30/2025 11:15 | 7/7/2025 11:20  | GR-B     | 0.0257            | 0.0257   | 0.004  | 0.0034 | pCi/cu m |
| Air Particulate Filters | 8SP     | 6/30/2025 11:15 | 9/29/2025 11:20 | BA-140   | <.5375            | 0.1921   | 0.2618 | 0.5375 | pCi/cu m |
| Air Particulate Filters | 8SP     | 6/30/2025 11:15 | 9/29/2025 11:20 | BE-7     | 0.09317           | 0.0932   | 0.0442 | 0.0502 | pCi/cu m |
| Air Particulate Filters | 8SP     | 6/30/2025 11:15 | 9/29/2025 11:20 | CO-58    | <.00612           | 0.0007   | 0.0032 | 0.0061 | pCi/cu m |
| Air Particulate Filters | 8SP     | 6/30/2025 11:15 | 9/29/2025 11:20 | CO-60    | <.003606          | 0.0015   | 0.0015 | 0.0036 | pCi/cu m |
| Air Particulate Filters | 8SP     | 6/30/2025 11:15 | 9/29/2025 11:20 | CS-134   | <.003414          | -3E-05   | 0.0018 | 0.0034 | pCi/cu m |
| Air Particulate Filters | 8SP     | 6/30/2025 11:15 | 9/29/2025 11:20 | CS-137   | <.003173          | 0.0012   | 0.0016 | 0.0032 | pCi/cu m |
| Air Particulate Filters | 8SP     | 6/30/2025 11:15 | 9/29/2025 11:20 | FE-59    | <.01647           | 0.002    | 0.0079 | 0.0165 | pCi/cu m |
| Air Particulate Filters | 8SP     | 6/30/2025 11:15 | 9/29/2025 11:20 | I-131    | <1.649            | -0.384   | 0.9529 | 1.649  | pCi/cu m |
| Air Particulate Filters | 8SP     | 6/30/2025 11:15 | 9/29/2025 11:20 | LA-140   | <.254             | -0.039   | 0.1367 | 0.254  | pCi/cu m |
| Air Particulate Filters | 8SP     | 6/30/2025 11:15 | 9/29/2025 11:20 | MN-54    | <.003075          | -0.002   | 0.0019 | 0.0031 | pCi/cu m |
| Air Particulate Filters | 8SP     | 6/30/2025 11:15 | 9/29/2025 11:20 | NB-95    | <.005485          | 0.0004   | 0.0029 | 0.0055 | pCi/cu m |
| Air Particulate Filters | 8SP     | 6/30/2025 11:15 | 9/29/2025 11:20 | ZN-65    | <.007298          | 0.0009   | 0.0035 | 0.0073 | pCi/cu m |
| Air Particulate Filters | 8SP     | 6/30/2025 11:15 | 9/29/2025 11:20 | ZR-95    | <.009846          | -0.002   | 0.0056 | 0.0098 | pCi/cu m |
| Air Particulate Filters | 19ST    | 6/30/2025 11:29 | 7/7/2025 11:35  | GR-B     | 0.0256            | 0.0256   | 0.0039 | 0.0033 | pCi/cu m |
| Air Particulate Filters | 19ST    | 6/30/2025 11:29 | 9/29/2025 12:29 | BA-140   | <1.111            | -0.029   | 0.6773 | 1.111  | pCi/cu m |
| Air Particulate Filters | 19ST    | 6/30/2025 11:29 | 9/29/2025 12:29 | BE-7     | 0.1225            | 0.1225   | 0.0649 | 0.0744 | pCi/cu m |
| Air Particulate Filters | 19ST    | 6/30/2025 11:29 | 9/29/2025 12:29 | CO-58    | <.007427          | -7E-06   | 0.0045 | 0.0074 | pCi/cu m |
| Air Particulate Filters | 19ST    | 6/30/2025 11:29 | 9/29/2025 12:29 | CO-60    | <.003295          | -0.002   | 0.0025 | 0.0033 | pCi/cu m |
| Air Particulate Filters | 19ST    | 6/30/2025 11:29 | 9/29/2025 12:29 | CS-134   | <.003966          | -9E-04   | 0.0026 | 0.004  | pCi/cu m |
| Air Particulate Filters | 19ST    | 6/30/2025 11:29 | 9/29/2025 12:29 | CS-137   | <.003388          | 0.0009   | 0.0019 | 0.0034 | pCi/cu m |
| Air Particulate Filters | 19ST    | 6/30/2025 11:29 | 9/29/2025 12:29 | FE-59    | <.02986           | 0.0084   | 0.0163 | 0.0299 | pCi/cu m |
| Air Particulate Filters | 19ST    | 6/30/2025 11:29 | 9/29/2025 12:29 | I-131    | <4.567            | -0.304   | 2.823  | 4.567  | pCi/cu m |
| Air Particulate Filters | 19ST    | 6/30/2025 11:29 | 9/29/2025 12:29 | LA-140   | <.2958            | 0.0844   | 0.127  | 0.2958 | pCi/cu m |
| Air Particulate Filters | 19ST    | 6/30/2025 11:29 | 9/29/2025 12:29 | MN-54    | <.002682          | -0.002   | 0.0022 | 0.0027 | pCi/cu m |
| Air Particulate Filters | 19ST    | 6/30/2025 11:29 | 9/29/2025 12:29 | NB-95    | <.007096          | -2E-04   | 0.0043 | 0.0071 | pCi/cu m |

## Attachment 5

## Page 14 of 63

## 2025 Palisades REMP Analytical Data

| Matrix                  | Station | Start Date      | Stop Date       | Analysis | Reportable Result | Activity | Error  | MDC    | Units    |
|-------------------------|---------|-----------------|-----------------|----------|-------------------|----------|--------|--------|----------|
| Air Particulate Filters | 19ST    | 6/30/2025 11:29 | 9/29/2025 12:29 | ZN-65    | <.01237           | 0.0022   | 0.0071 | 0.0124 | pCi/cu m |
| Air Particulate Filters | 19ST    | 6/30/2025 11:29 | 9/29/2025 12:29 | ZR-95    | <.01186           | -0.004   | 0.008  | 0.0119 | pCi/cu m |
| Air Particulate Filters | 9TP     | 6/30/2025 11:43 | 7/7/2025 11:52  | GR-B     | 0.0228            | 0.0228   | 0.0037 | 0.0032 | pCi/cu m |
| Air Particulate Filters | 9TP     | 6/30/2025 11:43 | 9/29/2025 11:43 | BA-140   | <.3646            | -0.058   | 0.2293 | 0.3646 | pCi/cu m |
| Air Particulate Filters | 9TP     | 6/30/2025 11:43 | 9/29/2025 11:43 | BE-7     | 0.0834            | 0.0834   | 0.0386 | 0.0384 | pCi/cu m |
| Air Particulate Filters | 9TP     | 6/30/2025 11:43 | 9/29/2025 11:43 | CO-58    | <.003413          | -0.002   | 0.0025 | 0.0034 | pCi/cu m |
| Air Particulate Filters | 9TP     | 6/30/2025 11:43 | 9/29/2025 11:43 | CO-60    | <.003407          | 0.002    | 0.0017 | 0.0034 | pCi/cu m |
| Air Particulate Filters | 9TP     | 6/30/2025 11:43 | 9/29/2025 11:43 | CS-134   | <.002925          | 0.0016   | 0.0016 | 0.0029 | pCi/cu m |
| Air Particulate Filters | 9TP     | 6/30/2025 11:43 | 9/29/2025 11:43 | CS-137   | <.00213           | -6E-06   | 0.0013 | 0.0021 | pCi/cu m |
| Air Particulate Filters | 9TP     | 6/30/2025 11:43 | 9/29/2025 11:43 | FE-59    | <.01099           | -7E-04   | 0.0068 | 0.011  | pCi/cu m |
| Air Particulate Filters | 9TP     | 6/30/2025 11:43 | 9/29/2025 11:43 | I-131    | <1.279            | -0.743   | 0.8653 | 1.279  | pCi/cu m |
| Air Particulate Filters | 9TP     | 6/30/2025 11:43 | 9/29/2025 11:43 | LA-140   | <.1658            | 0.025    | 0.0946 | 0.1658 | pCi/cu m |
| Air Particulate Filters | 9TP     | 6/30/2025 11:43 | 9/29/2025 11:43 | MN-54    | <.002617          | -3E-04   | 0.0016 | 0.0026 | pCi/cu m |
| Air Particulate Filters | 9TP     | 6/30/2025 11:43 | 9/29/2025 11:43 | NB-95    | <.004884          | 0.0028   | 0.0026 | 0.0049 | pCi/cu m |
| Air Particulate Filters | 9TP     | 6/30/2025 11:43 | 9/29/2025 11:43 | ZN-65    | <.005718          | 0.0009   | 0.0033 | 0.0057 | pCi/cu m |
| Air Particulate Filters | 9TP     | 6/30/2025 11:43 | 9/29/2025 11:43 | ZR-95    | <.007726          | 0.0012   | 0.0045 | 0.0077 | pCi/cu m |
| Air Particulate Filters | 4JS     | 6/30/2025 11:53 | 7/7/2025 12:50  | GR-B     | 0.0281            | 0.0281   | 0.0044 | 0.0037 | pCi/cu m |
| Air Particulate Filters | 4JS     | 6/30/2025 11:53 | 9/29/2025 11:53 | BA-140   | <.4889            | 0.1564   | 0.2767 | 0.4889 | pCi/cu m |
| Air Particulate Filters | 4JS     | 6/30/2025 11:53 | 9/29/2025 11:53 | BE-7     | 0.1487            | 0.1487   | 0.0398 | 0.0332 | pCi/cu m |
| Air Particulate Filters | 4JS     | 6/30/2025 11:53 | 9/29/2025 11:53 | CO-58    | <.003967          | -9E-04   | 0.0026 | 0.004  | pCi/cu m |
| Air Particulate Filters | 4JS     | 6/30/2025 11:53 | 9/29/2025 11:53 | CO-60    | <.002807          | -5E-04   | 0.0018 | 0.0028 | pCi/cu m |
| Air Particulate Filters | 4JS     | 6/30/2025 11:53 | 9/29/2025 11:53 | CS-134   | <.002081          | -8E-04   | 0.0014 | 0.0021 | pCi/cu m |
| Air Particulate Filters | 4JS     | 6/30/2025 11:53 | 9/29/2025 11:53 | CS-137   | <.002093          | -9E-05   | 0.0013 | 0.0021 | pCi/cu m |
| Air Particulate Filters | 4JS     | 6/30/2025 11:53 | 9/29/2025 11:53 | FE-59    | <.01519           | -0.004   | 0.01   | 0.0152 | pCi/cu m |
| Air Particulate Filters | 4JS     | 6/30/2025 11:53 | 9/29/2025 11:53 | I-131    | <1.402            | -0.249   | 0.8841 | 1.402  | pCi/cu m |
| Air Particulate Filters | 4JS     | 6/30/2025 11:53 | 9/29/2025 11:53 | LA-140   | <.1554            | -0.05    | 0.1103 | 0.1554 | pCi/cu m |

## Annual Radiological Environmental Operating Report

Attachment 5

Page 15 of 63

## 2025 Palisades REMP Analytical Data

| Matrix                  | Station | Start Date      | Stop Date       | Analysis | Reportable Result | Activity | Error  | MDC    | Units    |
|-------------------------|---------|-----------------|-----------------|----------|-------------------|----------|--------|--------|----------|
| Air Particulate Filters | 4JS     | 6/30/2025 11:53 | 9/29/2025 11:53 | MN-54    | <.003065          | 0.0004   | 0.0018 | 0.0031 | pCi/cu m |
| Air Particulate Filters | 4JS     | 6/30/2025 11:53 | 9/29/2025 11:53 | NB-95    | <.004258          | -1E-03   | 0.0028 | 0.0043 | pCi/cu m |
| Air Particulate Filters | 4JS     | 6/30/2025 11:53 | 9/29/2025 11:53 | ZN-65    | <.008214          | 0.0033   | 0.0044 | 0.0082 | pCi/cu m |
| Air Particulate Filters | 4JS     | 6/30/2025 11:53 | 9/29/2025 11:53 | ZR-95    | <.008149          | -4E-04   | 0.005  | 0.0081 | pCi/cu m |
| Air Particulate Filters | 5PR     | 6/30/2025 12:01 | 7/7/2025 12:57  | GR-B     | 0.0256            | 0.0256   | 0.0039 | 0.0032 | pCi/cu m |
| Air Particulate Filters | 5PR     | 6/30/2025 12:01 | 9/29/2025 12:01 | BA-140   | <.7453            | -0.016   | 0.4549 | 0.7453 | pCi/cu m |
| Air Particulate Filters | 5PR     | 6/30/2025 12:01 | 9/29/2025 12:01 | BE-7     | 0.1216            | 0.1216   | 0.0492 | 0.045  | pCi/cu m |
| Air Particulate Filters | 5PR     | 6/30/2025 12:01 | 9/29/2025 12:01 | CO-58    | <.004121          | -0.001   | 0.0028 | 0.0041 | pCi/cu m |
| Air Particulate Filters | 5PR     | 6/30/2025 12:01 | 9/29/2025 12:01 | CO-60    | <.002601          | -3E-04   | 0.0016 | 0.0026 | pCi/cu m |
| Air Particulate Filters | 5PR     | 6/30/2025 12:01 | 9/29/2025 12:01 | CS-134   | <.002776          | 0.0006   | 0.0016 | 0.0028 | pCi/cu m |
| Air Particulate Filters | 5PR     | 6/30/2025 12:01 | 9/29/2025 12:01 | CS-137   | <.001449          | -8E-04   | 0.0011 | 0.0014 | pCi/cu m |
| Air Particulate Filters | 5PR     | 6/30/2025 12:01 | 9/29/2025 12:01 | FE-59    | <.01557           | 0.0046   | 0.0085 | 0.0156 | pCi/cu m |
| Air Particulate Filters | 5PR     | 6/30/2025 12:01 | 9/29/2025 12:01 | I-131    | <3.224            | 0.5751   | 1.898  | 3.224  | pCi/cu m |
| Air Particulate Filters | 5PR     | 6/30/2025 12:01 | 9/29/2025 12:01 | LA-140   | <.3348            | 0.1835   | 0.157  | 0.3348 | pCi/cu m |
| Air Particulate Filters | 5PR     | 6/30/2025 12:01 | 9/29/2025 12:01 | MN-54    | <.002498          | 0.0008   | 0.0014 | 0.0025 | pCi/cu m |
| Air Particulate Filters | 5PR     | 6/30/2025 12:01 | 9/29/2025 12:01 | NB-95    | <.005463          | 0.0023   | 0.003  | 0.0055 | pCi/cu m |
| Air Particulate Filters | 5PR     | 6/30/2025 12:01 | 9/29/2025 12:01 | ZN-65    | <.006117          | 0.0012   | 0.0035 | 0.0061 | pCi/cu m |
| Air Particulate Filters | 5PR     | 6/30/2025 12:01 | 9/29/2025 12:01 | ZR-95    | <.009805          | 0.0021   | 0.0056 | 0.0098 | pCi/cu m |
| Air Particulate Filters | 12      | 6/30/2025 12:33 | 7/7/2025 12:18  | GR-B     | 0.0278            | 0.0278   | 0.0039 | 0.0031 | pCi/cu m |
| Air Particulate Filters | 12      | 6/30/2025 12:33 | 9/29/2025 12:59 | BA-140   | <.6312            | 0.1628   | 0.3597 | 0.6312 | pCi/cu m |
| Air Particulate Filters | 12      | 6/30/2025 12:33 | 9/29/2025 12:59 | BE-7     | 0.1036            | 0.1036   | 0.0429 | 0.0413 | pCi/cu m |
| Air Particulate Filters | 12      | 6/30/2025 12:33 | 9/29/2025 12:59 | CO-58    | <.004386          | 0.0005   | 0.0026 | 0.0044 | pCi/cu m |
| Air Particulate Filters | 12      | 6/30/2025 12:33 | 9/29/2025 12:59 | CO-60    | <.002197          | -4E-06   | 0.0013 | 0.0022 | pCi/cu m |
| Air Particulate Filters | 12      | 6/30/2025 12:33 | 9/29/2025 12:59 | CS-134   | <.002396          | 0.0002   | 0.0014 | 0.0024 | pCi/cu m |
| Air Particulate Filters | 12      | 6/30/2025 12:33 | 9/29/2025 12:59 | CS-137   | <.001848          | 0.0004   | 0.0011 | 0.0018 | pCi/cu m |
| Air Particulate Filters | 12      | 6/30/2025 12:33 | 9/29/2025 12:59 | FE-59    | <.007852          | -0.008   | 0.007  | 0.0079 | pCi/cu m |

## Annual Radiological Environmental Operating Report

Attachment 5

Page 16 of 63

## 2025 Palisades REMP Analytical Data

| Matrix                  | Station | Start Date      | Stop Date       | Analysis | Reportable Result | Activity | Error  | MDC    | Units    |
|-------------------------|---------|-----------------|-----------------|----------|-------------------|----------|--------|--------|----------|
| Air Particulate Filters | 12      | 6/30/2025 12:33 | 9/29/2025 12:59 | I-131    | <2.943            | 0.6077   | 1.724  | 2.943  | pCi/cu m |
| Air Particulate Filters | 12      | 6/30/2025 12:33 | 9/29/2025 12:59 | LA-140   | <.253             | 0.0243   | 0.1462 | 0.253  | pCi/cu m |
| Air Particulate Filters | 12      | 6/30/2025 12:33 | 9/29/2025 12:59 | MN-54    | <.002497          | 0.0005   | 0.0015 | 0.0025 | pCi/cu m |
| Air Particulate Filters | 12      | 6/30/2025 12:33 | 9/29/2025 12:59 | NB-95    | <.004268          | -1E-04   | 0.0026 | 0.0043 | pCi/cu m |
| Air Particulate Filters | 12      | 6/30/2025 12:33 | 9/29/2025 12:59 | ZN-65    | <.004816          | 0.0012   | 0.0027 | 0.0048 | pCi/cu m |
| Air Particulate Filters | 12      | 6/30/2025 12:33 | 9/29/2025 12:59 | ZR-95    | <.006676          | -3E-04   | 0.0041 | 0.0067 | pCi/cu m |
| Air Particulate Filters | 8SP     | 7/7/2025 11:20  | 7/14/2025 10:58 | GR-B     | 0.0221            | 0.0221   | 0.0037 | 0.0032 | pCi/cu m |
| Air Particulate Filters | 19ST    | 7/7/2025 11:35  | 7/14/2025 11:11 | GR-B     | 0.0223            | 0.0223   | 0.0039 | 0.0036 | pCi/cu m |
| Air Particulate Filters | 9TP     | 7/7/2025 11:52  | 7/14/2025 11:25 | GR-B     | 0.0207            | 0.0207   | 0.0037 | 0.0033 | pCi/cu m |
| Air Particulate Filters | 12      | 7/7/2025 12:18  | 7/14/2025 11:50 | GR-B     | 0.019             | 0.019    | 0.0034 | 0.0031 | pCi/cu m |
| Air Particulate Filters | 4JS     | 7/7/2025 12:50  | 7/14/2025 2:20  | GR-B     | 0.0332            | 0.0332   | 0.0109 | 0.0134 | pCi/cu m |
| Air Particulate Filters | 5PR     | 7/7/2025 12:57  | 7/14/2025 12:35 | GR-B     | 0.0232            | 0.0232   | 0.0041 | 0.0038 | pCi/cu m |
| Air Particulate Filters | 4JS     | 7/14/2025 2:20  | 7/21/2025 10:07 | GR-B     | 0.0225            | 0.0225   | 0.004  | 0.0033 | pCi/cu m |
| Air Particulate Filters | 8SP     | 7/14/2025 10:58 | 7/21/2025 8:45  | GR-B     | 0.0232            | 0.0232   | 0.0038 | 0.003  | pCi/cu m |
| Air Particulate Filters | 19ST    | 7/14/2025 11:11 | 7/21/2025 9:00  | GR-B     | 0.0226            | 0.0226   | 0.0038 | 0.0031 | pCi/cu m |
| Air Particulate Filters | 9TP     | 7/14/2025 11:25 | 7/21/2025 9:13  | GR-B     | 0.0196            | 0.0196   | 0.0034 | 0.0029 | pCi/cu m |
| Air Particulate Filters | 12      | 7/14/2025 11:50 | 7/21/2025 9:26  | GR-B     | 0.0246            | 0.0246   | 0.0037 | 0.0027 | pCi/cu m |
| Air Particulate Filters | 5PR     | 7/14/2025 12:35 | 7/21/2025 9:34  | GR-B     | 0.0217            | 0.0217   | 0.0036 | 0.0029 | pCi/cu m |
| Air Particulate Filters | 8SP     | 7/21/2025 8:45  | 7/28/2025 9:17  | GR-B     | 0.02              | 0.02     | 0.0038 | 0.004  | pCi/cu m |
| Air Particulate Filters | 19ST    | 7/21/2025 9:00  | 7/28/2025 9:45  | GR-B     | 0.0262            | 0.0262   | 0.0044 | 0.0043 | pCi/cu m |
| Air Particulate Filters | 9TP     | 7/21/2025 9:13  | 7/28/2025 10:05 | GR-B     | 0.0225            | 0.0225   | 0.004  | 0.004  | pCi/cu m |
| Air Particulate Filters | 12      | 7/21/2025 9:26  | 7/28/2025 11:00 | GR-B     | 0.0224            | 0.0224   | 0.0038 | 0.0038 | pCi/cu m |
| Air Particulate Filters | 5PR     | 7/21/2025 9:34  | 7/28/2025 10:27 | GR-B     | 0.0169            | 0.0169   | 0.004  | 0.0046 | pCi/cu m |
| Air Particulate Filters | 4JS     | 7/21/2025 10:07 | 7/28/2025 10:17 | GR-B     | 0.0226            | 0.0226   | 0.0043 | 0.0046 | pCi/cu m |
| Air Particulate Filters | 8SP     | 7/28/2025 9:17  | 8/4/2025 8:30   | GR-B     | 0.0236            | 0.0236   | 0.004  | 0.0038 | pCi/cu m |
| Air Particulate Filters | 19ST    | 7/28/2025 9:45  | 8/4/2025 8:52   | GR-B     | 0.0238            | 0.0238   | 0.0041 | 0.0039 | pCi/cu m |

## Annual Radiological Environmental Operating Report

Attachment 5

Page 17 of 63

## 2025 Palisades REMP Analytical Data

| Matrix                  | Station | Start Date      | Stop Date       | Analysis | Reportable Result | Activity | Error  | MDC    | Units    |
|-------------------------|---------|-----------------|-----------------|----------|-------------------|----------|--------|--------|----------|
| Air Particulate Filters | 9TP     | 7/28/2025 10:05 | 8/4/2025 9:05   | GR-B     | 0.0249            | 0.0249   | 0.004  | 0.0037 | pCi/cu m |
| Air Particulate Filters | 4JS     | 7/28/2025 10:17 | 8/4/2025 9:15   | GR-B     | 0.0278            | 0.0278   | 0.0045 | 0.0041 | pCi/cu m |
| Air Particulate Filters | 5PR     | 7/28/2025 10:27 | 8/4/2025 9:25   | GR-B     | 0.0263            | 0.0263   | 0.004  | 0.0036 | pCi/cu m |
| Air Particulate Filters | 12      | 7/28/2025 11:00 | 8/4/2025 9:53   | GR-B     | 0.0305            | 0.0305   | 0.0042 | 0.0035 | pCi/cu m |
| Air Particulate Filters | 8SP     | 8/4/2025 8:30   | 8/11/2025 8:38  | GR-B     | 0.0377            | 0.0377   | 0.0046 | 0.0035 | pCi/cu m |
| Air Particulate Filters | 19ST    | 8/4/2025 8:52   | 8/11/2025 8:50  | GR-B     | 0.0379            | 0.0379   | 0.0049 | 0.0038 | pCi/cu m |
| Air Particulate Filters | 9TP     | 8/4/2025 9:05   | 8/11/2025 9:05  | GR-B     | 0.0385            | 0.0385   | 0.0047 | 0.0035 | pCi/cu m |
| Air Particulate Filters | 4JS     | 8/4/2025 9:15   | 8/11/2025 9:13  | GR-B     | 0.0373            | 0.0373   | 0.005  | 0.004  | pCi/cu m |
| Air Particulate Filters | 5PR     | 8/4/2025 9:25   | 8/11/2025 9:20  | GR-B     | 0.0395            | 0.0395   | 0.0052 | 0.004  | pCi/cu m |
| Air Particulate Filters | 12      | 8/4/2025 9:53   | 8/11/2025 9:50  | GR-B     | 0.0347            | 0.0347   | 0.0044 | 0.0034 | pCi/cu m |
| Air Particulate Filters | 8SP     | 8/11/2025 8:38  | 8/18/2025 8:35  | GR-B     | 0.0227            | 0.0227   | 0.0039 | 0.0036 | pCi/cu m |
| Air Particulate Filters | 19ST    | 8/11/2025 8:50  | 8/18/2025 8:48  | GR-B     | 0.0253            | 0.0253   | 0.0041 | 0.0036 | pCi/cu m |
| Air Particulate Filters | 9TP     | 8/11/2025 9:05  | 8/18/2025 9:02  | GR-B     | 0.0228            | 0.0228   | 0.0038 | 0.0035 | pCi/cu m |
| Air Particulate Filters | 4JS     | 8/11/2025 9:13  | 8/18/2025 9:54  | GR-B     | 0.0271            | 0.0271   | 0.0044 | 0.0038 | pCi/cu m |
| Air Particulate Filters | 5PR     | 8/11/2025 9:20  | 8/18/2025 10:00 | GR-B     | 0.0251            | 0.0251   | 0.0039 | 0.0034 | pCi/cu m |
| Air Particulate Filters | 12      | 8/11/2025 9:50  | 8/18/2025 9:25  | GR-B     | 0.0236            | 0.0236   | 0.0037 | 0.0033 | pCi/cu m |
| Air Particulate Filters | 8SP     | 8/18/2025 8:35  | 8/25/2025 11:49 | GR-B     | 0.0179            | 0.0179   | 0.0033 | 0.0031 | pCi/cu m |
| Air Particulate Filters | 19ST    | 8/18/2025 8:48  | 8/25/2025 12:05 | GR-B     | 0.0209            | 0.0209   | 0.0037 | 0.0034 | pCi/cu m |
| Air Particulate Filters | 9TP     | 8/18/2025 9:02  | 8/25/2025 12:21 | GR-B     | 0.0169            | 0.0169   | 0.0033 | 0.0031 | pCi/cu m |
| Air Particulate Filters | 12      | 8/18/2025 9:25  | 8/25/2025 12:47 | GR-B     | 0.0186            | 0.0186   | 0.0033 | 0.0029 | pCi/cu m |
| Air Particulate Filters | 4JS     | 8/18/2025 9:54  | 8/25/2025 1:31  | GR-B     | 0.0221            | 0.0221   | 0.0039 | 0.0036 | pCi/cu m |
| Air Particulate Filters | 5PR     | 8/18/2025 10:00 | 8/25/2025 1:40  | GR-B     | 0.0178            | 0.0178   | 0.0036 | 0.0036 | pCi/cu m |
| Air Particulate Filters | 4JS     | 8/25/2025 1:31  | 9/2/2025 12:43  | GR-B     | 0.0253            | 0.0253   | 0.0038 | 0.003  | pCi/cu m |
| Air Particulate Filters | 5PR     | 8/25/2025 1:40  | 9/2/2025 12:51  | GR-B     | 0.0198            | 0.0198   | 0.0032 | 0.0026 | pCi/cu m |
| Air Particulate Filters | 8SP     | 8/25/2025 11:49 | 9/2/2025 10:58  | GR-B     | 0.0232            | 0.0232   | 0.0035 | 0.0027 | pCi/cu m |
| Air Particulate Filters | 19ST    | 8/25/2025 12:05 | 9/2/2025 11:08  | GR-B     | 0.0199            | 0.0199   | 0.0033 | 0.0028 | pCi/cu m |

## Attachment 5

## Page 18 of 63

## 2025 Palisades REMP Analytical Data

| Matrix                  | Station | Start Date      | Stop Date       | Analysis | Reportable Result | Activity | Error  | MDC    | Units    |
|-------------------------|---------|-----------------|-----------------|----------|-------------------|----------|--------|--------|----------|
| Air Particulate Filters | 9TP     | 8/25/2025 12:21 | 9/2/2025 11:26  | GR-B     | 0.0148            | 0.0148   | 0.0028 | 0.0026 | pCi/cu m |
| Air Particulate Filters | 12      | 8/25/2025 12:47 | 9/2/2025 11:51  | GR-B     | 0.0178            | 0.0178   | 0.003  | 0.0025 | pCi/cu m |
| Air Particulate Filters | 8SP     | 9/2/2025 10:58  | 9/8/2025 12:09  | GR-B     | 0.0195            | 0.0195   | 0.0038 | 0.0036 | pCi/cu m |
| Air Particulate Filters | 19ST    | 9/2/2025 11:08  | 9/8/2025 12:21  | GR-B     | 0.0214            | 0.0214   | 0.0041 | 0.0038 | pCi/cu m |
| Air Particulate Filters | 9TP     | 9/2/2025 11:26  | 9/8/2025 12:33  | GR-B     | 0.0223            | 0.0223   | 0.004  | 0.0036 | pCi/cu m |
| Air Particulate Filters | 12      | 9/2/2025 11:51  | 9/8/2025 2:42   | GR-B     | 0.0211            | 0.0211   | 0.0038 | 0.0034 | pCi/cu m |
| Air Particulate Filters | 4JS     | 9/2/2025 12:43  | 9/8/2025 2:07   | GR-B     | 0.0218            | 0.0218   | 0.0043 | 0.004  | pCi/cu m |
| Air Particulate Filters | 5PR     | 9/2/2025 12:51  | 9/8/2025 2:15   | GR-B     | 0.0248            | 0.0248   | 0.0045 | 0.0041 | pCi/cu m |
| Air Particulate Filters | 4JS     | 9/8/2025 2:07   | 9/15/2025 10:59 | GR-B     | 0.0394            | 0.0394   | 0.0052 | 0.0043 | pCi/cu m |
| Air Particulate Filters | 5PR     | 9/8/2025 2:15   | 9/15/2025 11:05 | GR-B     | 0.0356            | 0.0356   | 0.0046 | 0.0037 | pCi/cu m |
| Air Particulate Filters | 12      | 9/8/2025 2:42   | 9/15/2025 10:30 | GR-B     | 0.0354            | 0.0354   | 0.0045 | 0.0036 | pCi/cu m |
| Air Particulate Filters | 8SP     | 9/8/2025 12:09  | 9/15/2025 9:42  | GR-B     | 0.0376            | 0.0376   | 0.0049 | 0.0039 | pCi/cu m |
| Air Particulate Filters | 19ST    | 9/8/2025 12:21  | 9/15/2025 9:52  | GR-B     | 0.034             | 0.034    | 0.0047 | 0.004  | pCi/cu m |
| Air Particulate Filters | 9TP     | 9/8/2025 12:33  | 9/15/2025 10:05 | GR-B     | 0.0369            | 0.0369   | 0.0047 | 0.0038 | pCi/cu m |
| Air Particulate Filters | 8SP     | 9/15/2025 9:42  | 9/22/2025 10:08 | GR-B     | 0.0401            | 0.0401   | 0.0048 | 0.0035 | pCi/cu m |
| Air Particulate Filters | 8SP     | 9/15/2025 9:42  | 9/22/2025 10:08 | GR-B     | 0.0463            | 0.0463   | 0.0051 | 0.0037 | pCi/cu m |
| Air Particulate Filters | 19ST    | 9/15/2025 9:52  | 9/22/2025 10:28 | GR-B     | 0.0416            | 0.0416   | 0.0051 | 0.0037 | pCi/cu m |
| Air Particulate Filters | 19ST    | 9/15/2025 9:52  | 9/22/2025 10:28 | GR-B     | 0.0396            | 0.0396   | 0.005  | 0.004  | pCi/cu m |
| Air Particulate Filters | 9TP     | 9/15/2025 10:05 | 9/22/2025 10:48 | GR-B     | 0.0429            | 0.0429   | 0.0049 | 0.0035 | pCi/cu m |
| Air Particulate Filters | 9TP     | 9/15/2025 10:05 | 9/22/2025 10:48 | GR-B     | 0.0452            | 0.0452   | 0.0051 | 0.0038 | pCi/cu m |
| Air Particulate Filters | 12      | 9/15/2025 10:30 | 9/22/2025 11:48 | GR-B     | 0.0429            | 0.0429   | 0.0048 | 0.0033 | pCi/cu m |
| Air Particulate Filters | 12      | 9/15/2025 10:30 | 9/22/2025 11:48 | GR-B     | 0.0448            | 0.0448   | 0.0049 | 0.0036 | pCi/cu m |
| Air Particulate Filters | 4JS     | 9/15/2025 10:59 | 9/22/2025 11:02 | GR-B     | 0.0503            | 0.0503   | 0.0057 | 0.004  | pCi/cu m |
| Air Particulate Filters | 4JS     | 9/15/2025 10:59 | 9/22/2025 11:02 | GR-B     | 0.0552            | 0.0552   | 0.006  | 0.0043 | pCi/cu m |
| Air Particulate Filters | 5PR     | 9/15/2025 11:05 | 9/22/2025 11:15 | GR-B     | 0.0453            | 0.0453   | 0.0054 | 0.004  | pCi/cu m |
| Air Particulate Filters | 5PR     | 9/15/2025 11:05 | 9/22/2025 11:15 | GR-B     | 0.0471            | 0.0471   | 0.0056 | 0.0043 | pCi/cu m |

## Annual Radiological Environmental Operating Report

Attachment 5

Page 19 of 63

## 2025 Palisades REMP Analytical Data

| Matrix                  | Station | Start Date      | Stop Date       | Analysis | Reportable Result | Activity | Error  | MDC    | Units    |
|-------------------------|---------|-----------------|-----------------|----------|-------------------|----------|--------|--------|----------|
| Air Particulate Filters | 8SP     | 9/22/2025 10:08 | 9/29/2025 11:20 | GR-B     | 0.0358            | 0.0358   | 0.0045 | 0.0032 | pCi/cu m |
| Air Particulate Filters | 19ST    | 9/22/2025 10:28 | 9/29/2025 12:29 | GR-B     | 0.0338            | 0.0338   | 0.0045 | 0.0032 | pCi/cu m |
| Air Particulate Filters | 9TP     | 9/22/2025 10:48 | 9/29/2025 11:43 | GR-B     | 0.0359            | 0.0359   | 0.0045 | 0.0031 | pCi/cu m |
| Air Particulate Filters | 4JS     | 9/22/2025 11:02 | 9/29/2025 11:53 | GR-B     | 0.0349            | 0.0349   | 0.0047 | 0.0035 | pCi/cu m |
| Air Particulate Filters | 5PR     | 9/22/2025 11:15 | 9/29/2025 12:01 | GR-B     | 0.0335            | 0.0335   | 0.0043 | 0.003  | pCi/cu m |
| Air Particulate Filters | 12      | 9/22/2025 11:48 | 9/29/2025 12:59 | GR-B     | 0.0379            | 0.0379   | 0.0044 | 0.0029 | pCi/cu m |
| Air Particulate Filters | 8SP     | 9/29/2025 11:20 | 10/6/2025 10:09 | GR-B     | 0.0359            | 0.0359   | 0.0045 | 0.0032 | pCi/cu m |
| Air Particulate Filters | 8SP     | 9/29/2025 11:20 | 12/30/2025 8:55 | BA-140   | <.2304            | -0.062   | 0.1502 | 0.2304 | pCi/cu m |
| Air Particulate Filters | 8SP     | 9/29/2025 11:20 | 12/30/2025 8:55 | BE-7     | 0.08367           | 0.0837   | 0.0299 | 0.0378 | pCi/cu m |
| Air Particulate Filters | 8SP     | 9/29/2025 11:20 | 12/30/2025 8:55 | CO-58    | <.004203          | 0.0008   | 0.0024 | 0.0042 | pCi/cu m |
| Air Particulate Filters | 8SP     | 9/29/2025 11:20 | 12/30/2025 8:55 | CO-60    | <.00257           | -7E-04   | 0.0017 | 0.0026 | pCi/cu m |
| Air Particulate Filters | 8SP     | 9/29/2025 11:20 | 12/30/2025 8:55 | CS-134   | <.002532          | 0.0004   | 0.0015 | 0.0025 | pCi/cu m |
| Air Particulate Filters | 8SP     | 9/29/2025 11:20 | 12/30/2025 8:55 | CS-137   | <.002302          | 0.0004   | 0.0013 | 0.0023 | pCi/cu m |
| Air Particulate Filters | 8SP     | 9/29/2025 11:20 | 12/30/2025 8:55 | FE-59    | <.01523           | -0.002   | 0.0095 | 0.0152 | pCi/cu m |
| Air Particulate Filters | 8SP     | 9/29/2025 11:20 | 12/30/2025 8:55 | I-131    | <.6355            | 0.1411   | 0.3708 | 0.6355 | pCi/cu m |
| Air Particulate Filters | 8SP     | 9/29/2025 11:20 | 12/30/2025 8:55 | LA-140   | <.1391            | 0.0602   | 0.0687 | 0.1391 | pCi/cu m |
| Air Particulate Filters | 8SP     | 9/29/2025 11:20 | 12/30/2025 8:55 | MN-54    | <.002205          | 0.0005   | 0.0012 | 0.0022 | pCi/cu m |
| Air Particulate Filters | 8SP     | 9/29/2025 11:20 | 12/30/2025 8:55 | NB-95    | <.004061          | 0.0001   | 0.0024 | 0.0041 | pCi/cu m |
| Air Particulate Filters | 8SP     | 9/29/2025 11:20 | 12/30/2025 8:55 | ZN-65    | <.007827          | 0.0019   | 0.0044 | 0.0078 | pCi/cu m |
| Air Particulate Filters | 8SP     | 9/29/2025 11:20 | 12/30/2025 8:55 | ZR-95    | <.007349          | -8E-04   | 0.0046 | 0.0073 | pCi/cu m |
| Air Particulate Filters | 9TP     | 9/29/2025 11:43 | 10/6/2025 10:47 | GR-B     | 0.0386            | 0.0386   | 0.0047 | 0.0033 | pCi/cu m |
| Air Particulate Filters | 9TP     | 9/29/2025 11:43 | 12/30/2025 9:31 | BA-140   | <.2802            | 0.0556   | 0.1617 | 0.2802 | pCi/cu m |
| Air Particulate Filters | 9TP     | 9/29/2025 11:43 | 12/30/2025 9:31 | BE-7     | 0.05822           | 0.0582   | 0.0256 | 0.0349 | pCi/cu m |
| Air Particulate Filters | 9TP     | 9/29/2025 11:43 | 12/30/2025 9:31 | CO-58    | <.003782          | -0.001   | 0.0025 | 0.0038 | pCi/cu m |
| Air Particulate Filters | 9TP     | 9/29/2025 11:43 | 12/30/2025 9:31 | CO-60    | <.001688          | -2E-04   | 0.0011 | 0.0017 | pCi/cu m |
| Air Particulate Filters | 9TP     | 9/29/2025 11:43 | 12/30/2025 9:31 | CS-134   | <.002693          | 4E-05    | 0.0016 | 0.0027 | pCi/cu m |

## Annual Radiological Environmental Operating Report

## Attachment 5

## Page 20 of 63

## 2025 Palisades REMP Analytical Data

| Matrix                  | Station | Start Date      | Stop Date        | Analysis | Reportable Result | Activity | Error  | MDC    | Units    |
|-------------------------|---------|-----------------|------------------|----------|-------------------|----------|--------|--------|----------|
| Air Particulate Filters | 9TP     | 9/29/2025 11:43 | 12/30/2025 9:31  | CS-137   | <.001862          | -6E-04   | 0.0013 | 0.0019 | pCi/cu m |
| Air Particulate Filters | 9TP     | 9/29/2025 11:43 | 12/30/2025 9:31  | FE-59    | <.008823          | -0.009   | 0.0076 | 0.0088 | pCi/cu m |
| Air Particulate Filters | 9TP     | 9/29/2025 11:43 | 12/30/2025 9:31  | I-131    | <.6572            | -0.033   | 0.4065 | 0.6572 | pCi/cu m |
| Air Particulate Filters | 9TP     | 9/29/2025 11:43 | 12/30/2025 9:31  | LA-140   | <.1425            | 0.0445   | 0.0754 | 0.1425 | pCi/cu m |
| Air Particulate Filters | 9TP     | 9/29/2025 11:43 | 12/30/2025 9:31  | MN-54    | <.002361          | -3E-05   | 0.0014 | 0.0024 | pCi/cu m |
| Air Particulate Filters | 9TP     | 9/29/2025 11:43 | 12/30/2025 9:31  | NB-95    | <.004338          | 1E-04    | 0.0026 | 0.0043 | pCi/cu m |
| Air Particulate Filters | 9TP     | 9/29/2025 11:43 | 12/30/2025 9:31  | ZN-65    | <.009084          | 0.0047   | 0.0048 | 0.0091 | pCi/cu m |
| Air Particulate Filters | 9TP     | 9/29/2025 11:43 | 12/30/2025 9:31  | ZR-95    | <.006647          | -7E-04   | 0.0041 | 0.0066 | pCi/cu m |
| Air Particulate Filters | 4JS     | 9/29/2025 11:53 | 10/6/2025 12:23  | GR-B     | 0.0397            | 0.0397   | 0.005  | 0.0036 | pCi/cu m |
| Air Particulate Filters | 4JS     | 9/29/2025 11:53 | 12/30/2025 10:29 | BA-140   | <.3176            | 0.0495   | 0.1653 | 0.3176 | pCi/cu m |
| Air Particulate Filters | 4JS     | 9/29/2025 11:53 | 12/30/2025 10:29 | BE-7     | 0.12              | 0.12     | 0.0399 | 0.0373 | pCi/cu m |
| Air Particulate Filters | 4JS     | 9/29/2025 11:53 | 12/30/2025 10:29 | CO-58    | <.004525          | -0.002   | 0.0028 | 0.0045 | pCi/cu m |
| Air Particulate Filters | 4JS     | 9/29/2025 11:53 | 12/30/2025 10:29 | CO-60    | <.003351          | -7E-04   | 0.0019 | 0.0034 | pCi/cu m |
| Air Particulate Filters | 4JS     | 9/29/2025 11:53 | 12/30/2025 10:29 | CS-134   | <.003449          | 0.0004   | 0.0018 | 0.0034 | pCi/cu m |
| Air Particulate Filters | 4JS     | 9/29/2025 11:53 | 12/30/2025 10:29 | CS-137   | <.002731          | -3E-04   | 0.0015 | 0.0027 | pCi/cu m |
| Air Particulate Filters | 4JS     | 9/29/2025 11:53 | 12/30/2025 10:29 | FE-59    | <.01729           | 0.0038   | 0.0083 | 0.0173 | pCi/cu m |
| Air Particulate Filters | 4JS     | 9/29/2025 11:53 | 12/30/2025 10:29 | I-131    | <.7077            | -0.186   | 0.4235 | 0.7077 | pCi/cu m |
| Air Particulate Filters | 4JS     | 9/29/2025 11:53 | 12/30/2025 10:29 | LA-140   | <.133             | 0.0199   | 0.0577 | 0.133  | pCi/cu m |
| Air Particulate Filters | 4JS     | 9/29/2025 11:53 | 12/30/2025 10:29 | MN-54    | <.003066          | -0.001   | 0.0018 | 0.0031 | pCi/cu m |
| Air Particulate Filters | 4JS     | 9/29/2025 11:53 | 12/30/2025 10:29 | NB-95    | <.005243          | 0.0003   | 0.0028 | 0.0052 | pCi/cu m |
| Air Particulate Filters | 4JS     | 9/29/2025 11:53 | 12/30/2025 10:29 | ZN-65    | <.007338          | -4E-04   | 0.0038 | 0.0073 | pCi/cu m |
| Air Particulate Filters | 4JS     | 9/29/2025 11:53 | 12/30/2025 10:29 | ZR-95    | <.009407          | 0.0006   | 0.0049 | 0.0094 | pCi/cu m |
| Air Particulate Filters | 5PR     | 9/29/2025 12:01 | 10/6/2025 12:35  | GR-B     | 0.0377            | 0.0377   | 0.005  | 0.0037 | pCi/cu m |
| Air Particulate Filters | 5PR     | 9/29/2025 12:01 | 12/30/2025 10:36 | BA-140   | <.1854            | 0.0132   | 0.11   | 0.1854 | pCi/cu m |
| Air Particulate Filters | 5PR     | 9/29/2025 12:01 | 12/30/2025 10:36 | BE-7     | 0.0856            | 0.0856   | 0.0232 | 0.0242 | pCi/cu m |
| Air Particulate Filters | 5PR     | 9/29/2025 12:01 | 12/30/2025 10:36 | CO-58    | <.003591          | -5E-05   | 0.0022 | 0.0036 | pCi/cu m |

## Attachment 5

## Page 21 of 63

## 2025 Palisades REMP Analytical Data

| Matrix                  | Station | Start Date      | Stop Date        | Analysis | Reportable Result | Activity | Error  | MDC    | Units    |
|-------------------------|---------|-----------------|------------------|----------|-------------------|----------|--------|--------|----------|
| Air Particulate Filters | 5PR     | 9/29/2025 12:01 | 12/30/2025 10:36 | CO-60    | <.00222           | 0.0005   | 0.0012 | 0.0022 | pCi/cu m |
| Air Particulate Filters | 5PR     | 9/29/2025 12:01 | 12/30/2025 10:36 | CS-134   | <.002193          | -3E-04   | 0.0014 | 0.0022 | pCi/cu m |
| Air Particulate Filters | 5PR     | 9/29/2025 12:01 | 12/30/2025 10:36 | CS-137   | <.001712          | 0.0007   | 0.0009 | 0.0017 | pCi/cu m |
| Air Particulate Filters | 5PR     | 9/29/2025 12:01 | 12/30/2025 10:36 | FE-59    | <.008391          | -0.003   | 0.0059 | 0.0084 | pCi/cu m |
| Air Particulate Filters | 5PR     | 9/29/2025 12:01 | 12/30/2025 10:36 | I-131    | <.4456            | 0.0846   | 0.2554 | 0.4456 | pCi/cu m |
| Air Particulate Filters | 5PR     | 9/29/2025 12:01 | 12/30/2025 10:36 | LA-140   | <.06955           | -0.018   | 0.0492 | 0.0696 | pCi/cu m |
| Air Particulate Filters | 5PR     | 9/29/2025 12:01 | 12/30/2025 10:36 | MN-54    | <.001922          | -1E-04   | 0.0012 | 0.0019 | pCi/cu m |
| Air Particulate Filters | 5PR     | 9/29/2025 12:01 | 12/30/2025 10:36 | NB-95    | <.003841          | 0.0005   | 0.0023 | 0.0038 | pCi/cu m |
| Air Particulate Filters | 5PR     | 9/29/2025 12:01 | 12/30/2025 10:36 | ZN-65    | <.004451          | -2E-04   | 0.0028 | 0.0045 | pCi/cu m |
| Air Particulate Filters | 5PR     | 9/29/2025 12:01 | 12/30/2025 10:36 | ZR-95    | <.004193          | -0.001   | 0.0029 | 0.0042 | pCi/cu m |
| Air Particulate Filters | 19ST    | 9/29/2025 12:29 | 10/6/2025 10:25  | GR-B     | 0.039             | 0.039    | 0.0049 | 0.0035 | pCi/cu m |
| Air Particulate Filters | 19ST    | 9/29/2025 12:29 | 12/30/2025 9:15  | BA-140   | <.1615            | -0.01    | 0.1011 | 0.1615 | pCi/cu m |
| Air Particulate Filters | 19ST    | 9/29/2025 12:29 | 12/30/2025 9:15  | BE-7     | 0.08305           | 0.0831   | 0.0267 | 0.0229 | pCi/cu m |
| Air Particulate Filters | 19ST    | 9/29/2025 12:29 | 12/30/2025 9:15  | CO-58    | <.001628          | -0.002   | 0.0014 | 0.0016 | pCi/cu m |
| Air Particulate Filters | 19ST    | 9/29/2025 12:29 | 12/30/2025 9:15  | CO-60    | <.001521          | -8E-05   | 0.0009 | 0.0015 | pCi/cu m |
| Air Particulate Filters | 19ST    | 9/29/2025 12:29 | 12/30/2025 9:15  | CS-134   | <.00186           | -3E-04   | 0.0012 | 0.0019 | pCi/cu m |
| Air Particulate Filters | 19ST    | 9/29/2025 12:29 | 12/30/2025 9:15  | CS-137   | <.001371          | 2E-06    | 0.0008 | 0.0014 | pCi/cu m |
| Air Particulate Filters | 19ST    | 9/29/2025 12:29 | 12/30/2025 9:15  | FE-59    | <.01188           | 0.0059   | 0.0061 | 0.0119 | pCi/cu m |
| Air Particulate Filters | 19ST    | 9/29/2025 12:29 | 12/30/2025 9:15  | I-131    | <.4234            | 0.0715   | 0.2501 | 0.4234 | pCi/cu m |
| Air Particulate Filters | 19ST    | 9/29/2025 12:29 | 12/30/2025 9:15  | LA-140   | <.0927            | -0.001   | 0.057  | 0.0927 | pCi/cu m |
| Air Particulate Filters | 19ST    | 9/29/2025 12:29 | 12/30/2025 9:15  | MN-54    | <.001321          | -5E-04   | 0.0009 | 0.0013 | pCi/cu m |
| Air Particulate Filters | 19ST    | 9/29/2025 12:29 | 12/30/2025 9:15  | NB-95    | <.003253          | 0.0004   | 0.0019 | 0.0033 | pCi/cu m |
| Air Particulate Filters | 19ST    | 9/29/2025 12:29 | 12/30/2025 9:15  | ZN-65    | <.004612          | 0.0008   | 0.0026 | 0.0046 | pCi/cu m |
| Air Particulate Filters | 19ST    | 9/29/2025 12:29 | 12/30/2025 9:15  | ZR-95    | <.004835          | -0.002   | 0.0034 | 0.0048 | pCi/cu m |
| Air Particulate Filters | 12      | 9/29/2025 12:59 | 10/6/2025 11:18  | GR-B     | 0.0406            | 0.0406   | 0.0046 | 0.0031 | pCi/cu m |
| Air Particulate Filters | 12      | 9/29/2025 12:59 | 12/30/2025 9:58  | BA-140   | <.3127            | 0.0923   | 0.1614 | 0.3127 | pCi/cu m |

## Annual Radiological Environmental Operating Report

## Attachment 5

## Page 22 of 63

## 2025 Palisades REMP Analytical Data

| Matrix                  | Station | Start Date       | Stop Date        | Analysis | Reportable Result | Activity | Error  | MDC    | Units    |
|-------------------------|---------|------------------|------------------|----------|-------------------|----------|--------|--------|----------|
| Air Particulate Filters | 12      | 9/29/2025 12:59  | 12/30/2025 9:58  | BE-7     | 0.06751           | 0.0675   | 0.0241 | 0.0341 | pCi/cu m |
| Air Particulate Filters | 12      | 9/29/2025 12:59  | 12/30/2025 9:58  | CO-58    | <.004423          | -1E-04   | 0.0024 | 0.0044 | pCi/cu m |
| Air Particulate Filters | 12      | 9/29/2025 12:59  | 12/30/2025 9:58  | CO-60    | <.002922          | 0.0003   | 0.0014 | 0.0029 | pCi/cu m |
| Air Particulate Filters | 12      | 9/29/2025 12:59  | 12/30/2025 9:58  | CS-134   | <.002935          | -7E-04   | 0.0017 | 0.0029 | pCi/cu m |
| Air Particulate Filters | 12      | 9/29/2025 12:59  | 12/30/2025 9:58  | CS-137   | <.002094          | -8E-04   | 0.0012 | 0.0021 | pCi/cu m |
| Air Particulate Filters | 12      | 9/29/2025 12:59  | 12/30/2025 9:58  | FE-59    | <.01486           | 0.0073   | 0.0064 | 0.0149 | pCi/cu m |
| Air Particulate Filters | 12      | 9/29/2025 12:59  | 12/30/2025 9:58  | I-131    | <.6741            | 0.1957   | 0.3578 | 0.6741 | pCi/cu m |
| Air Particulate Filters | 12      | 9/29/2025 12:59  | 12/30/2025 9:58  | LA-140   | <.1195            | -0.061   | 0.0746 | 0.1195 | pCi/cu m |
| Air Particulate Filters | 12      | 9/29/2025 12:59  | 12/30/2025 9:58  | MN-54    | <.002318          | -0.001   | 0.0014 | 0.0023 | pCi/cu m |
| Air Particulate Filters | 12      | 9/29/2025 12:59  | 12/30/2025 9:58  | NB-95    | <.004717          | 1E-05    | 0.0026 | 0.0047 | pCi/cu m |
| Air Particulate Filters | 12      | 9/29/2025 12:59  | 12/30/2025 9:58  | ZN-65    | <.004481          | -0.003   | 0.0028 | 0.0045 | pCi/cu m |
| Air Particulate Filters | 12      | 9/29/2025 12:59  | 12/30/2025 9:58  | ZR-95    | <.007782          | 0.0026   | 0.0037 | 0.0078 | pCi/cu m |
| Air Particulate Filters | 8SP     | 10/6/2025 10:09  | 10/14/2025 10:50 | GR-B     | 0.0218            | 0.0218   | 0.0034 | 0.0029 | pCi/cu m |
| Air Particulate Filters | 19ST    | 10/6/2025 10:25  | 10/14/2025 10:55 | GR-B     | 0.0239            | 0.0239   | 0.0036 | 0.0029 | pCi/cu m |
| Air Particulate Filters | 9TP     | 10/6/2025 10:47  | 10/14/2025 11:08 | GR-B     | 0.0187            | 0.0187   | 0.0031 | 0.0027 | pCi/cu m |
| Air Particulate Filters | 12      | 10/6/2025 11:18  | 10/14/2025 11:52 | GR-B     | 0.0223            | 0.0223   | 0.0033 | 0.0026 | pCi/cu m |
| Air Particulate Filters | 4JS     | 10/6/2025 12:23  | 10/14/2025 11:17 | GR-B     | 0.0259            | 0.0259   | 0.0039 | 0.0031 | pCi/cu m |
| Air Particulate Filters | 5PR     | 10/6/2025 12:35  | 10/14/2025 11:24 | GR-B     | 0.0215            | 0.0215   | 0.0033 | 0.0027 | pCi/cu m |
| Air Particulate Filters | 8SP     | 10/14/2025 10:50 | 10/20/2025 2:04  | GR-B     | 0.0227            | 0.0227   | 0.0042 | 0.0042 | pCi/cu m |
| Air Particulate Filters | 19ST    | 10/14/2025 10:55 | 10/20/2025 2:17  | GR-B     | 0.0271            | 0.0271   | 0.0047 | 0.0045 | pCi/cu m |
| Air Particulate Filters | 9TP     | 10/14/2025 11:08 | 10/20/2025 2:29  | GR-B     | 0.0219            | 0.0219   | 0.0043 | 0.0044 | pCi/cu m |
| Air Particulate Filters | 4JS     | 10/14/2025 11:17 | 10/20/2025 3:25  | GR-B     | 0.0243            | 0.0243   | 0.0047 | 0.0047 | pCi/cu m |
| Air Particulate Filters | 5PR     | 10/14/2025 11:24 | 10/20/2025 3:33  | GR-B     | 0.0231            | 0.0231   | 0.0046 | 0.0049 | pCi/cu m |
| Air Particulate Filters | 12      | 10/14/2025 11:52 | 10/20/2025 2:55  | GR-B     | 0.0243            | 0.0243   | 0.0041 | 0.004  | pCi/cu m |
| Air Particulate Filters | 8SP     | 10/20/2025 2:04  | 10/27/2025 11:37 | GR-B     | 0.0164            | 0.0164   | 0.0033 | 0.0031 | pCi/cu m |
| Air Particulate Filters | 19ST    | 10/20/2025 2:17  | 10/27/2025 12:47 | GR-B     | 0.0165            | 0.0165   | 0.0033 | 0.0032 | pCi/cu m |

## Attachment 5

## Page 23 of 63

## 2025 Palisades REMP Analytical Data

| Matrix                  | Station | Start Date       | Stop Date        | Analysis | Reportable Result | Activity | Error  | MDC    | Units    |
|-------------------------|---------|------------------|------------------|----------|-------------------|----------|--------|--------|----------|
| Air Particulate Filters | 9TP     | 10/20/2025 2:29  | 10/27/2025 11:58 | GR-B     | 0.017             | 0.017    | 0.0033 | 0.003  | pCi/cu m |
| Air Particulate Filters | 12      | 10/20/2025 2:55  | 10/27/2025 1:20  | GR-B     | 0.0171            | 0.0171   | 0.0031 | 0.0028 | pCi/cu m |
| Air Particulate Filters | 4JS     | 10/20/2025 3:25  | 10/27/2025 12:13 | GR-B     | 0.0167            | 0.0167   | 0.0035 | 0.0034 | pCi/cu m |
| Air Particulate Filters | 5PR     | 10/20/2025 3:33  | 10/27/2025 12:23 | GR-B     | 0.0145            | 0.0145   | 0.003  | 0.003  | pCi/cu m |
| Air Particulate Filters | 12      | 10/27/2025 1:20  | 11/3/2025 12:11  | GR-B     | 0.023             | 0.023    | 0.0035 | 0.0028 | pCi/cu m |
| Air Particulate Filters | 8SP     | 10/27/2025 11:37 | 11/3/2025 10:54  | GR-B     | 0.0244            | 0.0244   | 0.0037 | 0.0029 | pCi/cu m |
| Air Particulate Filters | 9TP     | 10/27/2025 11:58 | 11/3/2025 11:28  | GR-B     | 0.0274            | 0.0274   | 0.004  | 0.0031 | pCi/cu m |
| Air Particulate Filters | 4JS     | 10/27/2025 12:13 | 11/3/2025 11:38  | GR-B     | 0.0252            | 0.0252   | 0.004  | 0.0033 | pCi/cu m |
| Air Particulate Filters | 5PR     | 10/27/2025 12:23 | 11/3/2025 11:44  | GR-B     | 0.024             | 0.024    | 0.004  | 0.0034 | pCi/cu m |
| Air Particulate Filters | 19ST    | 10/27/2025 12:47 | 11/3/2025 11:06  | GR-B     | 0.0193            | 0.0193   | 0.0035 | 0.0032 | pCi/cu m |
| Air Particulate Filters | 8SP     | 11/3/2025 10:54  | 11/10/2025 10:57 | GR-B     | 0.0205            | 0.0205   | 0.0036 | 0.0033 | pCi/cu m |
| Air Particulate Filters | 19ST    | 11/3/2025 11:06  | 11/10/2025 11:26 | GR-B     | 0.0218            | 0.0218   | 0.0037 | 0.0033 | pCi/cu m |
| Air Particulate Filters | 9TP     | 11/3/2025 11:28  | 11/10/2025 12:20 | GR-B     | 0.0228            | 0.0228   | 0.0037 | 0.0032 | pCi/cu m |
| Air Particulate Filters | 4JS     | 11/3/2025 11:38  | 11/10/2025 1:40  | GR-B     | 0.0237            | 0.0237   | 0.004  | 0.0035 | pCi/cu m |
| Air Particulate Filters | 5PR     | 11/3/2025 11:44  | 11/10/2025 1:47  | GR-B     | 0.0203            | 0.0203   | 0.0034 | 0.003  | pCi/cu m |
| Air Particulate Filters | 12      | 11/3/2025 12:11  | 11/10/2025 12:20 | GR-B     | 0.0225            | 0.0225   | 0.0035 | 0.003  | pCi/cu m |
| Air Particulate Filters | 4JS     | 11/10/2025 1:40  | 11/17/2025 10:36 | GR-B     | 0.0251            | 0.0251   | 0.0042 | 0.0039 | pCi/cu m |
| Air Particulate Filters | 5PR     | 11/10/2025 1:47  | 11/17/2025 10:47 | GR-B     | 0.0269            | 0.0269   | 0.0044 | 0.004  | pCi/cu m |
| Air Particulate Filters | 8SP     | 11/10/2025 10:57 | 11/17/2025 9:19  | GR-B     | 0.0225            | 0.0225   | 0.0038 | 0.0036 | pCi/cu m |
| Air Particulate Filters | 19ST    | 11/10/2025 11:26 | 11/17/2025 9:59  | GR-B     | 0.0215            | 0.0215   | 0.0038 | 0.0037 | pCi/cu m |
| Air Particulate Filters | 12      | 11/10/2025 12:20 | 11/17/2025 11:13 | GR-B     | 0.0242            | 0.0242   | 0.0037 | 0.0032 | pCi/cu m |
| Air Particulate Filters | 9TP     | 11/10/2025 12:20 | 11/17/2025 10:15 | GR-B     | 0.0227            | 0.0227   | 0.0039 | 0.0036 | pCi/cu m |
| Air Particulate Filters | 8SP     | 11/17/2025 9:19  | 11/24/2025 10:25 | GR-B     | 0.0272            | 0.0272   | 0.0038 | 0.0029 | pCi/cu m |
| Air Particulate Filters | 19ST    | 11/17/2025 9:59  | 11/24/2025 10:54 | GR-B     | 0.0297            | 0.0297   | 0.0041 | 0.0031 | pCi/cu m |
| Air Particulate Filters | 9TP     | 11/17/2025 10:15 | 11/24/2025 11:15 | GR-B     | 0.0324            | 0.0324   | 0.0041 | 0.0029 | pCi/cu m |
| Air Particulate Filters | 4JS     | 11/17/2025 10:36 | 11/24/2025 11:29 | GR-B     | 0.0338            | 0.0338   | 0.0045 | 0.0033 | pCi/cu m |

## Annual Radiological Environmental Operating Report

Attachment 5

Page 24 of 63

## 2025 Palisades REMP Analytical Data

| Matrix                  | Station | Start Date       | Stop Date        | Analysis | Reportable Result | Activity | Error  | MDC    | Units    |
|-------------------------|---------|------------------|------------------|----------|-------------------|----------|--------|--------|----------|
| Air Particulate Filters | 5PR     | 11/17/2025 10:47 | 11/24/2025 11:40 | GR-B     | 0.0298            | 0.0298   | 0.0039 | 0.0028 | pCi/cu m |
| Air Particulate Filters | 12      | 11/17/2025 11:13 | 11/24/2025 12:13 | GR-B     | 0.0315            | 0.0315   | 0.0039 | 0.0027 | pCi/cu m |
| Air Particulate Filters | 8SP     | 11/24/2025 10:25 | 12/1/2025 9:35   | GR-B     | 0.0251            | 0.0251   | 0.0038 | 0.0032 | pCi/cu m |
| Air Particulate Filters | 19ST    | 11/24/2025 10:54 | 12/1/2025 9:53   | GR-B     | 0.0248            | 0.0248   | 0.0039 | 0.0033 | pCi/cu m |
| Air Particulate Filters | 9TP     | 11/24/2025 11:15 | 12/1/2025 10:11  | GR-B     | 0.0254            | 0.0254   | 0.0039 | 0.0032 | pCi/cu m |
| Air Particulate Filters | 4JS     | 11/24/2025 11:29 | 12/1/2025 11:10  | GR-B     | 0.0268            | 0.0268   | 0.0041 | 0.0034 | pCi/cu m |
| Air Particulate Filters | 5PR     | 11/24/2025 11:40 | 12/1/2025 11:19  | GR-B     | 0.0242            | 0.0242   | 0.004  | 0.0035 | pCi/cu m |
| Air Particulate Filters | 12      | 11/24/2025 12:13 | 12/1/2025 10:38  | GR-B     | 0.0222            | 0.0222   | 0.0034 | 0.0029 | pCi/cu m |
| Air Particulate Filters | 8SP     | 12/1/2025 9:35   | 12/8/2025 9:32   | GR-B     | 0.0314            | 0.0314   | 0.004  | 0.0025 | pCi/cu m |
| Air Particulate Filters | 19ST    | 12/1/2025 9:53   | 12/8/2025 9:50   | GR-B     | 0.0321            | 0.0321   | 0.0041 | 0.0027 | pCi/cu m |
| Air Particulate Filters | 9TP     | 12/1/2025 10:11  | 12/8/2025 10:10  | GR-B     | 0.0301            | 0.0301   | 0.0039 | 0.0025 | pCi/cu m |
| Air Particulate Filters | 12      | 12/1/2025 10:38  | 12/8/2025 10:43  | GR-B     | 0.0296            | 0.0296   | 0.0037 | 0.0024 | pCi/cu m |
| Air Particulate Filters | 4JS     | 12/1/2025 11:10  | 12/8/2025 11:18  | GR-B     | 0.0339            | 0.0339   | 0.0044 | 0.0028 | pCi/cu m |
| Air Particulate Filters | 5PR     | 12/1/2025 11:19  | 12/8/2025 11:30  | GR-B     | 0.0299            | 0.0299   | 0.0038 | 0.0025 | pCi/cu m |
| Air Particulate Filters | 8SP     | 12/8/2025 9:32   | 12/15/2025 9:42  | GR-B     | 0.0236            | 0.0236   | 0.0038 | 0.0036 | pCi/cu m |
| Air Particulate Filters | 19ST    | 12/8/2025 9:50   | 12/15/2025 10:00 | GR-B     | 0.0256            | 0.0256   | 0.0041 | 0.0037 | pCi/cu m |
| Air Particulate Filters | 9TP     | 12/8/2025 10:10  | 12/15/2025 10:24 | GR-B     | 0.0238            | 0.0238   | 0.0039 | 0.0036 | pCi/cu m |
| Air Particulate Filters | 12      | 12/8/2025 10:43  | 12/15/2025 10:53 | GR-B     | 0.0219            | 0.0219   | 0.0035 | 0.0032 | pCi/cu m |
| Air Particulate Filters | 4JS     | 12/8/2025 11:18  | 12/15/2025 11:49 | GR-B     | 0.0262            | 0.0262   | 0.0042 | 0.0039 | pCi/cu m |
| Air Particulate Filters | 5PR     | 12/8/2025 11:30  | 12/15/2025 11:58 | GR-B     | 0.025             | 0.025    | 0.0042 | 0.004  | pCi/cu m |
| Air Particulate Filters | 8SP     | 12/15/2025 9:42  | 12/22/2025 9:21  | GR-B     | 0.0304            | 0.0304   | 0.004  | 0.0031 | pCi/cu m |
| Air Particulate Filters | 19ST    | 12/15/2025 10:00 | 12/22/2025 9:37  | GR-B     | 0.0295            | 0.0295   | 0.0042 | 0.0034 | pCi/cu m |
| Air Particulate Filters | 9TP     | 12/15/2025 10:24 | 12/22/2025 9:51  | GR-B     | 0.0276            | 0.0276   | 0.0039 | 0.0032 | pCi/cu m |
| Air Particulate Filters | 12      | 12/15/2025 10:53 | 12/22/2025 10:39 | GR-B     | 0.0279            | 0.0279   | 0.0038 | 0.0029 | pCi/cu m |
| Air Particulate Filters | 4JS     | 12/15/2025 11:49 | 12/22/2025 10:01 | GR-B     | 0.0316            | 0.0316   | 0.0044 | 0.0035 | pCi/cu m |
| Air Particulate Filters | 5PR     | 12/15/2025 11:58 | 12/22/2025 10:09 | GR-B     | 0.0313            | 0.0313   | 0.0041 | 0.0031 | pCi/cu m |

## Annual Radiological Environmental Operating Report

## Attachment 5

## Page 25 of 63

## 2025 Palisades REMP Analytical Data

| Matrix                  | Station | Start Date       | Stop Date        | Analysis | Reportable Result | Activity | Error  | MDC    | Units    |
|-------------------------|---------|------------------|------------------|----------|-------------------|----------|--------|--------|----------|
| Air Particulate Filters | 8SP     | 12/22/2025 9:21  | 12/30/2025 8:55  | GR-B     | 0.027             | 0.027    | 0.0038 | 0.0031 | pCi/cu m |
| Air Particulate Filters | 19ST    | 12/22/2025 9:37  | 12/30/2025 9:15  | GR-B     | 0.0238            | 0.0238   | 0.0036 | 0.0032 | pCi/cu m |
| Air Particulate Filters | 9TP     | 12/22/2025 9:51  | 12/30/2025 9:31  | GR-B     | 0.0222            | 0.0222   | 0.0035 | 0.0031 | pCi/cu m |
| Air Particulate Filters | 4JS     | 12/22/2025 10:01 | 12/30/2025 10:29 | GR-B     | 0.0317            | 0.0317   | 0.0042 | 0.0034 | pCi/cu m |
| Air Particulate Filters | 5PR     | 12/22/2025 10:09 | 12/30/2025 10:36 | GR-B     | 0.0259            | 0.0259   | 0.0039 | 0.0034 | pCi/cu m |
| Air Particulate Filters | 12      | 12/22/2025 10:39 | 12/30/2025 9:58  | GR-B     | 0.0263            | 0.0263   | 0.0035 | 0.0028 | pCi/cu m |
| Air Particulate Filters | 8SP     | 12/30/2025 8:55  | 1/5/2026 9:27    | GR-B     | 0.0251            | 0.0251   | 0.0041 | 0.0037 | pCi/cu m |
| Air Particulate Filters | 19ST    | 12/30/2025 9:15  | 1/5/2026 9:44    | GR-B     | 0.0253            | 0.0253   | 0.0043 | 0.004  | pCi/cu m |
| Air Particulate Filters | 9TP     | 12/30/2025 9:31  | 1/5/2026 10:04   | GR-B     | 0.0244            | 0.0244   | 0.0041 | 0.0037 | pCi/cu m |
| Air Particulate Filters | 12      | 12/30/2025 9:58  | 1/5/2026 10:34   | GR-B     | 0.0244            | 0.0244   | 0.0039 | 0.0035 | pCi/cu m |
| Air Particulate Filters | 4JS     | 12/30/2025 10:29 | 1/5/2026 11:19   | GR-B     | 0.0266            | 0.0266   | 0.0045 | 0.0041 | pCi/cu m |
| Air Particulate Filters | 5PR     | 12/30/2025 10:36 | 1/5/2026 11:27   | GR-B     | 0.0243            | 0.0243   | 0.004  | 0.0036 | pCi/cu m |
| Charcoal Filters        | 4JS     | 8/25/2025 1:31   | 9/2/2025 12:43   | I-131    | <.04071           | -0.008   | 0.0235 | 0.0407 | pCi/cu m |
| Charcoal Filters        | 5PR     | 8/25/2025 1:40   | 9/2/2025 12:51   | I-131    | <.04741           | 0.0019   | 0.0263 | 0.0474 | pCi/cu m |
| Charcoal Filters        | 8SP     | 8/25/2025 11:49  | 9/2/2025 10:58   | I-131    | <.05094           | -0.011   | 0.0294 | 0.0509 | pCi/cu m |
| Charcoal Filters        | 19ST    | 8/25/2025 12:05  | 9/2/2025 11:08   | I-131    | <.05244           | -0.011   | 0.0303 | 0.0524 | pCi/cu m |
| Charcoal Filters        | 9TP     | 8/25/2025 12:21  | 9/2/2025 11:26   | I-131    | <.0487            | -0.01    | 0.0281 | 0.0487 | pCi/cu m |
| Charcoal Filters        | 12      | 8/25/2025 12:47  | 9/2/2025 11:51   | I-131    | <.04697           | -0.01    | 0.0271 | 0.047  | pCi/cu m |
| Charcoal Filters        | 8SP     | 9/2/2025 10:58   | 9/8/2025 12:09   | I-131    | <.05956           | -0.003   | 0.0333 | 0.0596 | pCi/cu m |
| Charcoal Filters        | 19ST    | 9/2/2025 11:08   | 9/8/2025 12:21   | I-131    | <.0605            | 0.007    | 0.0354 | 0.0605 | pCi/cu m |
| Charcoal Filters        | 9TP     | 9/2/2025 11:26   | 9/8/2025 12:33   | I-131    | <.05706           | 0.0066   | 0.0334 | 0.0571 | pCi/cu m |
| Charcoal Filters        | 12      | 9/2/2025 11:51   | 9/8/2025 2:42    | I-131    | <.05399           | 0.0062   | 0.0316 | 0.054  | pCi/cu m |
| Charcoal Filters        | 4JS     | 9/2/2025 12:43   | 9/8/2025 2:07    | I-131    | <.06465           | 0.0075   | 0.0378 | 0.0647 | pCi/cu m |
| Charcoal Filters        | 5PR     | 9/2/2025 12:51   | 9/8/2025 2:15    | I-131    | <.03097           | 0.0036   | 0.0181 | 0.031  | pCi/cu m |
| Charcoal Filters        | 4JS     | 9/8/2025 2:07    | 9/15/2025 10:59  | I-131    | <.01946           | -0.014   | 0.0138 | 0.0195 | pCi/cu m |
| Charcoal Filters        | 5PR     | 9/8/2025 2:15    | 9/15/2025 11:05  | I-131    | <.04206           | 0.0113   | 0.0247 | 0.0421 | pCi/cu m |

## Attachment 5

## Page 26 of 63

## 2025 Palisades REMP Analytical Data

| Matrix           | Station | Start Date      | Stop Date        | Analysis | Reportable Result | Activity | Error  | MDC    | Units    |
|------------------|---------|-----------------|------------------|----------|-------------------|----------|--------|--------|----------|
| Charcoal Filters | 12      | 9/8/2025 2:42   | 9/15/2025 10:30  | I-131    | <.03631           | -0.025   | 0.0258 | 0.0363 | pCi/cu m |
| Charcoal Filters | 8SP     | 9/8/2025 12:09  | 9/15/2025 9:42   | I-131    | <.03883           | -0.027   | 0.0275 | 0.0388 | pCi/cu m |
| Charcoal Filters | 19ST    | 9/8/2025 12:21  | 9/15/2025 9:52   | I-131    | <.03949           | -0.028   | 0.028  | 0.0395 | pCi/cu m |
| Charcoal Filters | 9TP     | 9/8/2025 12:33  | 9/15/2025 10:05  | I-131    | <.03717           | -0.026   | 0.0264 | 0.0372 | pCi/cu m |
| Charcoal Filters | 8SP     | 9/15/2025 9:42  | 9/22/2025 10:08  | I-131    | <.03067           | -0.019   | 0.0191 | 0.0307 | pCi/cu m |
| Charcoal Filters | 19ST    | 9/15/2025 9:52  | 9/22/2025 10:28  | I-131    | <.03939           | 0.0122   | 0.0232 | 0.0394 | pCi/cu m |
| Charcoal Filters | 9TP     | 9/15/2025 10:05 | 9/22/2025 10:48  | I-131    | <.03677           | 0.0114   | 0.0216 | 0.0368 | pCi/cu m |
| Charcoal Filters | 12      | 9/15/2025 10:30 | 9/22/2025 11:48  | I-131    | <.03468           | 0.0107   | 0.0204 | 0.0347 | pCi/cu m |
| Charcoal Filters | 4JS     | 9/15/2025 10:59 | 9/22/2025 11:02  | I-131    | <.03187           | 0.0099   | 0.0187 | 0.0319 | pCi/cu m |
| Charcoal Filters | 5PR     | 9/15/2025 11:05 | 9/22/2025 11:15  | I-131    | <.04181           | 0.013    | 0.0246 | 0.0418 | pCi/cu m |
| Charcoal Filters | 8SP     | 9/22/2025 10:08 | 9/29/2025 11:20  | I-131    | <.03495           | -0.007   | 0.022  | 0.035  | pCi/cu m |
| Charcoal Filters | 19ST    | 9/22/2025 10:28 | 9/29/2025 12:29  | I-131    | <.03545           | -0.007   | 0.0223 | 0.0355 | pCi/cu m |
| Charcoal Filters | 9TP     | 9/22/2025 10:48 | 9/29/2025 11:43  | I-131    | <.03375           | -0.006   | 0.0213 | 0.0338 | pCi/cu m |
| Charcoal Filters | 4JS     | 9/22/2025 11:02 | 9/29/2025 11:53  | I-131    | <.02899           | -0.005   | 0.0183 | 0.029  | pCi/cu m |
| Charcoal Filters | 5PR     | 9/22/2025 11:15 | 9/29/2025 12:01  | I-131    | <.03142           | 0.0088   | 0.0163 | 0.0314 | pCi/cu m |
| Charcoal Filters | 12      | 9/22/2025 11:48 | 9/29/2025 12:59  | I-131    | <.0318            | -0.006   | 0.02   | 0.0318 | pCi/cu m |
| Charcoal Filters | 8SP     | 9/29/2025 11:20 | 10/6/2025 10:09  | I-131    | <.05182           | 0.0195   | 0.0289 | 0.0518 | pCi/cu m |
| Charcoal Filters | 9TP     | 9/29/2025 11:43 | 10/6/2025 10:47  | I-131    | <.05392           | 0.0202   | 0.0301 | 0.0539 | pCi/cu m |
| Charcoal Filters | 4JS     | 9/29/2025 11:53 | 10/6/2025 12:23  | I-131    | <.0276            | 0.0104   | 0.0154 | 0.0276 | pCi/cu m |
| Charcoal Filters | 5PR     | 9/29/2025 12:01 | 10/6/2025 12:35  | I-131    | <.01724           | 0.0055   | 0.0103 | 0.0172 | pCi/cu m |
| Charcoal Filters | 19ST    | 9/29/2025 12:29 | 10/6/2025 10:25  | I-131    | <.05626           | 0.0211   | 0.0314 | 0.0563 | pCi/cu m |
| Charcoal Filters | 12      | 9/29/2025 12:59 | 10/6/2025 11:18  | I-131    | <.04994           | 0.0188   | 0.0279 | 0.0499 | pCi/cu m |
| Charcoal Filters | 8SP     | 10/6/2025 10:09 | 10/14/2025 10:50 | I-131    | <.03872           | -0.019   | 0.0234 | 0.0387 | pCi/cu m |
| Charcoal Filters | 19ST    | 10/6/2025 10:25 | 10/14/2025 10:55 | I-131    | <.03927           | -0.019   | 0.0238 | 0.0393 | pCi/cu m |
| Charcoal Filters | 9TP     | 10/6/2025 10:47 | 10/14/2025 11:08 | I-131    | <.0365            | -0.018   | 0.0221 | 0.0365 | pCi/cu m |
| Charcoal Filters | 12      | 10/6/2025 11:18 | 10/14/2025 11:52 | I-131    | <.03496           | -0.017   | 0.0212 | 0.035  | pCi/cu m |

## Annual Radiological Environmental Operating Report

Attachment 5

Page 27 of 63

## 2025 Palisades REMP Analytical Data

| Matrix           | Station | Start Date       | Stop Date        | Analysis | Reportable Result | Activity | Error  | MDC    | Units    |
|------------------|---------|------------------|------------------|----------|-------------------|----------|--------|--------|----------|
| Charcoal Filters | 4JS     | 10/6/2025 12:23  | 10/14/2025 11:17 | I-131    | <.03033           | -0.015   | 0.0184 | 0.0303 | pCi/cu m |
| Charcoal Filters | 5PR     | 10/6/2025 12:35  | 10/14/2025 11:24 | I-131    | <.0479            | 0.0016   | 0.0263 | 0.0479 | pCi/cu m |
| Charcoal Filters | 8SP     | 10/14/2025 10:50 | 10/20/2025 2:04  | I-131    | <.04801           | 0.0114   | 0.0265 | 0.048  | pCi/cu m |
| Charcoal Filters | 19ST    | 10/14/2025 10:55 | 10/20/2025 2:17  | I-131    | <.06323           | 0.0268   | 0.0358 | 0.0632 | pCi/cu m |
| Charcoal Filters | 9TP     | 10/14/2025 11:08 | 10/20/2025 2:29  | I-131    | <.06138           | 0.026    | 0.0348 | 0.0614 | pCi/cu m |
| Charcoal Filters | 4JS     | 10/14/2025 11:17 | 10/20/2025 3:25  | I-131    | <.06631           | 0.0281   | 0.0376 | 0.0663 | pCi/cu m |
| Charcoal Filters | 5PR     | 10/14/2025 11:24 | 10/20/2025 3:33  | I-131    | <.0321            | 0.0136   | 0.0182 | 0.0321 | pCi/cu m |
| Charcoal Filters | 12      | 10/14/2025 11:52 | 10/20/2025 2:55  | I-131    | <.05544           | 0.0235   | 0.0314 | 0.0554 | pCi/cu m |
| Charcoal Filters | 8SP     | 10/20/2025 2:04  | 10/27/2025 11:37 | I-131    | <.05692           | -0.032   | 0.0349 | 0.0569 | pCi/cu m |
| Charcoal Filters | 19ST    | 10/20/2025 2:17  | 10/27/2025 12:47 | I-131    | <.05774           | -0.032   | 0.0354 | 0.0577 | pCi/cu m |
| Charcoal Filters | 9TP     | 10/20/2025 2:29  | 10/27/2025 11:58 | I-131    | <.05503           | -0.031   | 0.0337 | 0.055  | pCi/cu m |
| Charcoal Filters | 12      | 10/20/2025 2:55  | 10/27/2025 1:20  | I-131    | <.03754           | -0.021   | 0.023  | 0.0375 | pCi/cu m |
| Charcoal Filters | 4JS     | 10/20/2025 3:25  | 10/27/2025 12:13 | I-131    | <.06128           | -0.034   | 0.0375 | 0.0613 | pCi/cu m |
| Charcoal Filters | 5PR     | 10/20/2025 3:33  | 10/27/2025 12:23 | I-131    | <.0449            | -0.039   | 0.0315 | 0.0449 | pCi/cu m |
| Charcoal Filters | 12      | 10/27/2025 1:20  | 11/3/2025 12:11  | I-131    | <.04471           | 0.0014   | 0.0253 | 0.0447 | pCi/cu m |
| Charcoal Filters | 8SP     | 10/27/2025 11:37 | 11/3/2025 10:54  | I-131    | <.04603           | 0.0014   | 0.026  | 0.046  | pCi/cu m |
| Charcoal Filters | 9TP     | 10/27/2025 11:58 | 11/3/2025 11:28  | I-131    | <.0486            | 0.0015   | 0.0275 | 0.0486 | pCi/cu m |
| Charcoal Filters | 4JS     | 10/27/2025 12:13 | 11/3/2025 11:38  | I-131    | <.05806           | 0.0018   | 0.0328 | 0.0581 | pCi/cu m |
| Charcoal Filters | 5PR     | 10/27/2025 12:23 | 11/3/2025 11:44  | I-131    | <.06086           | 0.0045   | 0.0369 | 0.0609 | pCi/cu m |
| Charcoal Filters | 19ST    | 10/27/2025 12:47 | 11/3/2025 11:06  | I-131    | <.0502            | 0.0015   | 0.0284 | 0.0502 | pCi/cu m |
| Charcoal Filters | 8SP     | 11/3/2025 10:54  | 11/10/2025 10:57 | I-131    | <.04832           | -0.007   | 0.028  | 0.0483 | pCi/cu m |
| Charcoal Filters | 19ST    | 11/3/2025 11:06  | 11/10/2025 11:26 | I-131    | <.04866           | -0.007   | 0.0282 | 0.0487 | pCi/cu m |
| Charcoal Filters | 9TP     | 11/3/2025 11:28  | 11/10/2025 12:20 | I-131    | <.04589           | -0.007   | 0.0266 | 0.0459 | pCi/cu m |
| Charcoal Filters | 4JS     | 11/3/2025 11:38  | 11/10/2025 1:40  | I-131    | <.03766           | -0.006   | 0.0218 | 0.0377 | pCi/cu m |
| Charcoal Filters | 5PR     | 11/3/2025 11:44  | 11/10/2025 1:47  | I-131    | <.0607            | -0.017   | 0.0374 | 0.0607 | pCi/cu m |
| Charcoal Filters | 12      | 11/3/2025 12:11  | 11/10/2025 12:20 | I-131    | <.04314           | -0.006   | 0.025  | 0.0431 | pCi/cu m |

## Attachment 5

## Page 28 of 63

## 2025 Palisades REMP Analytical Data

| Matrix           | Station | Start Date       | Stop Date        | Analysis | Reportable Result | Activity | Error  | MDC    | Units    |
|------------------|---------|------------------|------------------|----------|-------------------|----------|--------|--------|----------|
| Charcoal Filters | 4JS     | 11/10/2025 1:40  | 11/17/2025 10:36 | I-131    | <.0288            | -0.009   | 0.0192 | 0.0288 | pCi/cu m |
| Charcoal Filters | 5PR     | 11/10/2025 1:47  | 11/17/2025 10:47 | I-131    | <.06916           | 0.0117   | 0.043  | 0.0692 | pCi/cu m |
| Charcoal Filters | 8SP     | 11/10/2025 10:57 | 11/17/2025 9:19  | I-131    | <.05146           | -0.017   | 0.0343 | 0.0515 | pCi/cu m |
| Charcoal Filters | 19ST    | 11/10/2025 11:26 | 11/17/2025 9:59  | I-131    | <.05266           | -0.017   | 0.0351 | 0.0527 | pCi/cu m |
| Charcoal Filters | 12      | 11/10/2025 12:20 | 11/17/2025 11:13 | I-131    | <.04585           | -0.015   | 0.0306 | 0.0459 | pCi/cu m |
| Charcoal Filters | 9TP     | 11/10/2025 12:20 | 11/17/2025 10:15 | I-131    | <.05125           | -0.017   | 0.0342 | 0.0513 | pCi/cu m |
| Charcoal Filters | 8SP     | 11/17/2025 9:19  | 11/24/2025 10:25 | I-131    | <.04961           | -0.005   | 0.0301 | 0.0496 | pCi/cu m |
| Charcoal Filters | 19ST    | 11/17/2025 9:59  | 11/24/2025 10:54 | I-131    | <.05316           | -0.005   | 0.0322 | 0.0532 | pCi/cu m |
| Charcoal Filters | 9TP     | 11/17/2025 10:15 | 11/24/2025 11:15 | I-131    | <.04945           | -0.005   | 0.03   | 0.0495 | pCi/cu m |
| Charcoal Filters | 4JS     | 11/17/2025 10:36 | 11/24/2025 11:29 | I-131    | <.04446           | -0.004   | 0.027  | 0.0445 | pCi/cu m |
| Charcoal Filters | 5PR     | 11/17/2025 10:47 | 11/24/2025 11:40 | I-131    | <.02152           | 0.0026   | 0.0131 | 0.0215 | pCi/cu m |
| Charcoal Filters | 12      | 11/17/2025 11:13 | 11/24/2025 12:13 | I-131    | <.04678           | -0.005   | 0.0284 | 0.0468 | pCi/cu m |
| Charcoal Filters | 8SP     | 11/24/2025 10:25 | 12/1/2025 9:35   | I-131    | <.02154           | 0.0025   | 0.0132 | 0.0215 | pCi/cu m |
| Charcoal Filters | 19ST    | 11/24/2025 10:54 | 12/1/2025 9:53   | I-131    | <.03641           | 0.0088   | 0.0214 | 0.0364 | pCi/cu m |
| Charcoal Filters | 9TP     | 11/24/2025 11:15 | 12/1/2025 10:11  | I-131    | <.03578           | 0.0087   | 0.021  | 0.0358 | pCi/cu m |
| Charcoal Filters | 4JS     | 11/24/2025 11:29 | 12/1/2025 11:10  | I-131    | <.03785           | 0.0092   | 0.0222 | 0.0379 | pCi/cu m |
| Charcoal Filters | 5PR     | 11/24/2025 11:40 | 12/1/2025 11:19  | I-131    | <.02045           | 0.005    | 0.012  | 0.0205 | pCi/cu m |
| Charcoal Filters | 12      | 11/24/2025 12:13 | 12/1/2025 10:38  | I-131    | <.03158           | 0.0077   | 0.0185 | 0.0316 | pCi/cu m |
| Charcoal Filters | 8SP     | 12/1/2025 9:35   | 12/8/2025 9:32   | I-131    | <.03966           | -0.016   | 0.026  | 0.0397 | pCi/cu m |
| Charcoal Filters | 19ST    | 12/1/2025 9:53   | 12/8/2025 9:50   | I-131    | <.04247           | -0.017   | 0.0278 | 0.0425 | pCi/cu m |
| Charcoal Filters | 9TP     | 12/1/2025 10:11  | 12/8/2025 10:10  | I-131    | <.03957           | -0.016   | 0.0259 | 0.0396 | pCi/cu m |
| Charcoal Filters | 12      | 12/1/2025 10:38  | 12/8/2025 10:43  | I-131    | <.03701           | -0.015   | 0.0242 | 0.037  | pCi/cu m |
| Charcoal Filters | 4JS     | 12/1/2025 11:10  | 12/8/2025 11:18  | I-131    | <.02337           | -0.01    | 0.0153 | 0.0234 | pCi/cu m |
| Charcoal Filters | 5PR     | 12/1/2025 11:19  | 12/8/2025 11:30  | I-131    | <.06428           | -0.036   | 0.0441 | 0.0643 | pCi/cu m |
| Charcoal Filters | 8SP     | 12/8/2025 9:32   | 12/15/2025 9:42  | I-131    | <.06365           | 0.0031   | 0.0389 | 0.0637 | pCi/cu m |
| Charcoal Filters | 19ST    | 12/8/2025 9:50   | 12/15/2025 10:00 | I-131    | <.0577            | -0.046   | 0.0366 | 0.0577 | pCi/cu m |

## Annual Radiological Environmental Operating Report

Attachment 5

Page 29 of 63

## 2025 Palisades REMP Analytical Data

| Matrix           | Station        | Start Date       | Stop Date        | Analysis | Reportable Result | Activity | Error  | MDC    | Units    |
|------------------|----------------|------------------|------------------|----------|-------------------|----------|--------|--------|----------|
| Charcoal Filters | 9TP            | 12/8/2025 10:10  | 12/15/2025 10:24 | I-131    | <.05581           | -0.044   | 0.0354 | 0.0558 | pCi/cu m |
| Charcoal Filters | 12             | 12/8/2025 10:43  | 12/15/2025 10:53 | I-131    | <.04982           | -0.04    | 0.0316 | 0.0498 | pCi/cu m |
| Charcoal Filters | 4JS            | 12/8/2025 11:18  | 12/15/2025 11:49 | I-131    | <.05929           | -0.047   | 0.0376 | 0.0593 | pCi/cu m |
| Charcoal Filters | 5PR            | 12/8/2025 11:30  | 12/15/2025 11:58 | I-131    | <.0463            | -0.037   | 0.0294 | 0.0463 | pCi/cu m |
| Charcoal Filters | 8SP            | 12/15/2025 9:42  | 12/22/2025 9:21  | I-131    | <.05995           | 0.0103   | 0.035  | 0.06   | pCi/cu m |
| Charcoal Filters | 19ST           | 12/15/2025 10:00 | 12/22/2025 9:37  | I-131    | <.06475           | 0.0111   | 0.0378 | 0.0648 | pCi/cu m |
| Charcoal Filters | 9TP            | 12/15/2025 10:24 | 12/22/2025 9:51  | I-131    | <.0612            | 0.0105   | 0.0357 | 0.0612 | pCi/cu m |
| Charcoal Filters | 12             | 12/15/2025 10:53 | 12/22/2025 10:39 | I-131    | <.05629           | 0.0097   | 0.0329 | 0.0563 | pCi/cu m |
| Charcoal Filters | 4JS            | 12/15/2025 11:49 | 12/22/2025 10:01 | I-131    | <.03216           | 0.0055   | 0.0188 | 0.0322 | pCi/cu m |
| Charcoal Filters | 5PR            | 12/15/2025 11:58 | 12/22/2025 10:09 | I-131    | <.04873           | -0.009   | 0.0306 | 0.0487 | pCi/cu m |
| Charcoal Filters | 8SP            | 12/22/2025 9:21  | 12/30/2025 8:55  | I-131    | <.01595           | -0.002   | 0.0096 | 0.016  | pCi/cu m |
| Charcoal Filters | 19ST           | 12/22/2025 9:37  | 12/30/2025 9:15  | I-131    | <.04169           | -4E-04   | 0.0255 | 0.0417 | pCi/cu m |
| Charcoal Filters | 9TP            | 12/22/2025 9:51  | 12/30/2025 9:31  | I-131    | <.04048           | -3E-04   | 0.0247 | 0.0405 | pCi/cu m |
| Charcoal Filters | 4JS            | 12/22/2025 10:01 | 12/30/2025 10:29 | I-131    | <.04346           | -4E-04   | 0.0266 | 0.0435 | pCi/cu m |
| Charcoal Filters | 5PR            | 12/22/2025 10:09 | 12/30/2025 10:36 | I-131    | <.0234            | -2E-04   | 0.0143 | 0.0234 | pCi/cu m |
| Charcoal Filters | 12             | 12/22/2025 10:39 | 12/30/2025 9:58  | I-131    | <.03653           | -3E-04   | 0.0223 | 0.0365 | pCi/cu m |
| Charcoal Filters | 8SP            | 12/30/2025 8:55  | 1/5/2026 9:27    | I-131    | <.04305           | -0.009   | 0.0272 | 0.0431 | pCi/cu m |
| Charcoal Filters | 19ST           | 12/30/2025 9:15  | 1/5/2026 9:44    | I-131    | <.06212           | -0.009   | 0.0389 | 0.0621 | pCi/cu m |
| Charcoal Filters | 9TP            | 12/30/2025 9:31  | 1/5/2026 10:04   | I-131    | <.05773           | -0.009   | 0.0362 | 0.0577 | pCi/cu m |
| Charcoal Filters | 12             | 12/30/2025 9:58  | 1/5/2026 10:34   | I-131    | <.05433           | -0.008   | 0.0341 | 0.0543 | pCi/cu m |
| Charcoal Filters | 4JS            | 12/30/2025 10:29 | 1/5/2026 11:19   | I-131    | <.06483           | -0.01    | 0.0406 | 0.0648 | pCi/cu m |
| Charcoal Filters | 5PR            | 12/30/2025 10:36 | 1/5/2026 11:27   | I-131    | <.02891           | -0.004   | 0.0181 | 0.0289 | pCi/cu m |
| Drinking Water   | DOMESTIC WATER | 1/1/2025 0:00    | 2/1/2025 0:00    | BA-140   | <20.94            | -0.568   | 13.01  | 20.94  | pCi/L    |
| Drinking Water   | DOMESTIC WATER | 1/1/2025 0:00    | 2/1/2025 0:00    | CO-58    | <1.934            | -0.04    | 1.196  | 1.934  | pCi/L    |
| Drinking Water   | DOMESTIC WATER | 1/1/2025 0:00    | 2/1/2025 0:00    | CO-60    | <1.757            | 1.676    | 0.9851 | 1.757  | pCi/L    |
| Drinking Water   | DOMESTIC WATER | 1/1/2025 0:00    | 2/1/2025 0:00    | CS-134   | <1.733            | -0.121   | 1.073  | 1.733  | pCi/L    |

## Annual Radiological Environmental Operating Report

Attachment 5

Page 30 of 63

## 2025 Palisades REMP Analytical Data

| Matrix         | Station         | Start Date    | Stop Date     | Analysis   | Reportable Result | Activity | Error | MDC   | Units |
|----------------|-----------------|---------------|---------------|------------|-------------------|----------|-------|-------|-------|
| Drinking Water | DOMESTIC WATER  | 1/1/2025 0:00 | 2/1/2025 0:00 | CS-137     | <1.7              | 0.1718   | 1.025 | 1.7   | pCi/L |
| Drinking Water | DOMESTIC WATER  | 1/1/2025 0:00 | 2/1/2025 0:00 | FE-59      | <4.493            | 0.0704   | 2.752 | 4.493 | pCi/L |
| Drinking Water | DOMESTIC WATER  | 1/1/2025 0:00 | 2/1/2025 0:00 | GR-B       | <3.44             | 1.09     | 2.05  | 3.44  | pCi/L |
| Drinking Water | DOMESTIC WATER  | 1/1/2025 0:00 | 2/1/2025 0:00 | H-3 (DIST) | <730              | -226     | 384   | 730   | pCi/L |
| Drinking Water | DOMESTIC WATER  | 1/1/2025 0:00 | 2/1/2025 0:00 | I-131      | <13.92            | -6.929   | 8.548 | 13.92 | pCi/L |
| Drinking Water | DOMESTIC WATER  | 1/1/2025 0:00 | 2/1/2025 0:00 | LA-140     | <7.068            | -0.488   | 4.384 | 7.068 | pCi/L |
| Drinking Water | DOMESTIC WATER  | 1/1/2025 0:00 | 2/1/2025 0:00 | MN-54      | <1.663            | 0.1998   | 1.022 | 1.663 | pCi/L |
| Drinking Water | DOMESTIC WATER  | 1/1/2025 0:00 | 2/1/2025 0:00 | NB-95      | <1.941            | 0.5521   | 1.172 | 1.941 | pCi/L |
| Drinking Water | DOMESTIC WATER  | 1/1/2025 0:00 | 2/1/2025 0:00 | ZN-65      | <3.438            | -1.726   | 2.187 | 3.438 | pCi/L |
| Drinking Water | DOMESTIC WATER  | 1/1/2025 0:00 | 2/1/2025 0:00 | ZR-95      | <3.311            | -0.335   | 2.045 | 3.311 | pCi/L |
| Drinking Water | SOUTH HAVEN RAW | 1/1/2025 0:00 | 2/1/2025 0:00 | BA-140     | <30.59            | 10.35    | 17.31 | 30.59 | pCi/L |
| Drinking Water | SOUTH HAVEN RAW | 1/1/2025 0:00 | 2/1/2025 0:00 | CO-58      | <2.864            | -0.131   | 1.629 | 2.864 | pCi/L |
| Drinking Water | SOUTH HAVEN RAW | 1/1/2025 0:00 | 2/1/2025 0:00 | CO-60      | <3.165            | 2.782    | 1.667 | 3.165 | pCi/L |
| Drinking Water | SOUTH HAVEN RAW | 1/1/2025 0:00 | 2/1/2025 0:00 | CS-134     | <2.414            | -0.745   | 1.404 | 2.414 | pCi/L |
| Drinking Water | SOUTH HAVEN RAW | 1/1/2025 0:00 | 2/1/2025 0:00 | CS-137     | <2.338            | 0.7045   | 1.336 | 2.338 | pCi/L |
| Drinking Water | SOUTH HAVEN RAW | 1/1/2025 0:00 | 2/1/2025 0:00 | FE-59      | <6.68             | 1.202    | 3.778 | 6.68  | pCi/L |
| Drinking Water | SOUTH HAVEN RAW | 1/1/2025 0:00 | 2/1/2025 0:00 | GR-B       | <3.24             | 1.53     | 1.96  | 3.24  | pCi/L |
| Drinking Water | SOUTH HAVEN RAW | 1/1/2025 0:00 | 2/1/2025 0:00 | H-3 (DIST) | <693              | -266     | 359   | 693   | pCi/L |
| Drinking Water | SOUTH HAVEN RAW | 1/1/2025 0:00 | 2/1/2025 0:00 | I-131      | <19.19            | 2.777    | 11.61 | 19.19 | pCi/L |
| Drinking Water | SOUTH HAVEN RAW | 1/1/2025 0:00 | 2/1/2025 0:00 | K-40       | 47.21             | 47.21    | 27.09 | 23.39 | pCi/L |
| Drinking Water | SOUTH HAVEN RAW | 1/1/2025 0:00 | 2/1/2025 0:00 | LA-140     | <11.91            | 6.596    | 6.194 | 11.91 | pCi/L |
| Drinking Water | SOUTH HAVEN RAW | 1/1/2025 0:00 | 2/1/2025 0:00 | MN-54      | <2.328            | -0.905   | 1.372 | 2.328 | pCi/L |
| Drinking Water | SOUTH HAVEN RAW | 1/1/2025 0:00 | 2/1/2025 0:00 | NB-95      | <2.936            | 0.1498   | 1.745 | 2.936 | pCi/L |
| Drinking Water | SOUTH HAVEN RAW | 1/1/2025 0:00 | 2/1/2025 0:00 | ZN-65      | <5.325            | -2.794   | 3.271 | 5.325 | pCi/L |
| Drinking Water | SOUTH HAVEN RAW | 1/1/2025 0:00 | 2/1/2025 0:00 | ZR-95      | <5.19             | -1.048   | 3.16  | 5.19  | pCi/L |
| Drinking Water | DOMESTIC WATER  | 2/1/2025 0:00 | 3/1/2025 0:00 | BA-140     | <20.37            | -8.628   | 12.91 | 20.37 | pCi/L |

## Annual Radiological Environmental Operating Report

## Attachment 5

## Page 31 of 63

## 2025 Palisades REMP Analytical Data

| Matrix         | Station         | Start Date    | Stop Date     | Analysis   | Reportable Result | Activity | Error | MDC   | Units |
|----------------|-----------------|---------------|---------------|------------|-------------------|----------|-------|-------|-------|
| Drinking Water | DOMESTIC WATER  | 2/1/2025 0:00 | 3/1/2025 0:00 | CO-58      | <1.966            | -0.324   | 1.226 | 1.966 | pCi/L |
| Drinking Water | DOMESTIC WATER  | 2/1/2025 0:00 | 3/1/2025 0:00 | CO-60      | <1.812            | -1.963   | 1.486 | 1.812 | pCi/L |
| Drinking Water | DOMESTIC WATER  | 2/1/2025 0:00 | 3/1/2025 0:00 | CS-134     | <1.776            | -0.896   | 1.13  | 1.776 | pCi/L |
| Drinking Water | DOMESTIC WATER  | 2/1/2025 0:00 | 3/1/2025 0:00 | CS-137     | <1.75             | 0.3737   | 1.049 | 1.75  | pCi/L |
| Drinking Water | DOMESTIC WATER  | 2/1/2025 0:00 | 3/1/2025 0:00 | FE-59      | <4.581            | 2.196    | 2.717 | 4.581 | pCi/L |
| Drinking Water | DOMESTIC WATER  | 2/1/2025 0:00 | 3/1/2025 0:00 | GR-B       | 2.53              | 2.53     | 1.58  | 2.4   | pCi/L |
| Drinking Water | DOMESTIC WATER  | 2/1/2025 0:00 | 3/1/2025 0:00 | H-3 (DIST) | <658              | -84.4    | 352   | 658   | pCi/L |
| Drinking Water | DOMESTIC WATER  | 2/1/2025 0:00 | 3/1/2025 0:00 | I-131      | <12.72            | 2.096    | 7.597 | 12.72 | pCi/L |
| Drinking Water | DOMESTIC WATER  | 2/1/2025 0:00 | 3/1/2025 0:00 | LA-140     | <6.969            | 0.1646   | 4.287 | 6.969 | pCi/L |
| Drinking Water | DOMESTIC WATER  | 2/1/2025 0:00 | 3/1/2025 0:00 | MN-54      | <1.716            | 0.0979   | 1.059 | 1.716 | pCi/L |
| Drinking Water | DOMESTIC WATER  | 2/1/2025 0:00 | 3/1/2025 0:00 | NB-95      | <2.048            | 0.0265   | 1.257 | 2.048 | pCi/L |
| Drinking Water | DOMESTIC WATER  | 2/1/2025 0:00 | 3/1/2025 0:00 | ZN-65      | <3.633            | -0.835   | 2.267 | 3.633 | pCi/L |
| Drinking Water | DOMESTIC WATER  | 2/1/2025 0:00 | 3/1/2025 0:00 | ZR-95      | <3.539            | 0.3636   | 2.158 | 3.539 | pCi/L |
| Drinking Water | SOUTH HAVEN RAW | 2/1/2025 0:00 | 3/1/2025 0:00 | BA-140     | <29.48            | 4.561    | 17.54 | 29.48 | pCi/L |
| Drinking Water | SOUTH HAVEN RAW | 2/1/2025 0:00 | 3/1/2025 0:00 | CO-58      | <2.88             | 0.6018   | 1.682 | 2.88  | pCi/L |
| Drinking Water | SOUTH HAVEN RAW | 2/1/2025 0:00 | 3/1/2025 0:00 | CO-60      | <2.785            | 0.5227   | 1.632 | 2.785 | pCi/L |
| Drinking Water | SOUTH HAVEN RAW | 2/1/2025 0:00 | 3/1/2025 0:00 | CS-134     | <2.726            | 0.202    | 1.683 | 2.726 | pCi/L |
| Drinking Water | SOUTH HAVEN RAW | 2/1/2025 0:00 | 3/1/2025 0:00 | CS-137     | <2.343            | -1.907   | 1.534 | 2.343 | pCi/L |
| Drinking Water | SOUTH HAVEN RAW | 2/1/2025 0:00 | 3/1/2025 0:00 | FE-59      | <6.538            | 0.0674   | 3.987 | 6.538 | pCi/L |
| Drinking Water | SOUTH HAVEN RAW | 2/1/2025 0:00 | 3/1/2025 0:00 | GR-B       | 2.51              | 2.51     | 1.56  | 2.38  | pCi/L |
| Drinking Water | SOUTH HAVEN RAW | 2/1/2025 0:00 | 3/1/2025 0:00 | H-3 (DIST) | <655              | 166      | 381   | 655   | pCi/L |
| Drinking Water | SOUTH HAVEN RAW | 2/1/2025 0:00 | 3/1/2025 0:00 | I-131      | <18.52            | 4.747    | 11.26 | 18.52 | pCi/L |
| Drinking Water | SOUTH HAVEN RAW | 2/1/2025 0:00 | 3/1/2025 0:00 | LA-140     | <9.684            | -0.058   | 5.889 | 9.684 | pCi/L |
| Drinking Water | SOUTH HAVEN RAW | 2/1/2025 0:00 | 3/1/2025 0:00 | MN-54      | <2.319            | -2.146   | 1.494 | 2.319 | pCi/L |
| Drinking Water | SOUTH HAVEN RAW | 2/1/2025 0:00 | 3/1/2025 0:00 | NB-95      | <3.111            | 0.225    | 1.915 | 3.111 | pCi/L |
| Drinking Water | SOUTH HAVEN RAW | 2/1/2025 0:00 | 3/1/2025 0:00 | ZN-65      | <5.311            | -3.53    | 3.464 | 5.311 | pCi/L |

## Attachment 5

## Page 32 of 63

## 2025 Palisades REMP Analytical Data

| Matrix         | Station         | Start Date    | Stop Date     | Analysis   | Reportable Result | Activity | Error  | MDC   | Units |
|----------------|-----------------|---------------|---------------|------------|-------------------|----------|--------|-------|-------|
| Drinking Water | SOUTH HAVEN RAW | 2/1/2025 0:00 | 3/1/2025 0:00 | ZR-95      | <5.338            | 1.174    | 3.238  | 5.338 | pCi/L |
| Drinking Water | DOMESTIC WATER  | 3/1/2025 0:00 | 4/1/2025 0:00 | BA-140     | <13.7             | -2.55    | 8.082  | 13.7  | pCi/L |
| Drinking Water | DOMESTIC WATER  | 3/1/2025 0:00 | 4/1/2025 0:00 | CO-58      | <1.573            | 0.2033   | 0.8777 | 1.573 | pCi/L |
| Drinking Water | DOMESTIC WATER  | 3/1/2025 0:00 | 4/1/2025 0:00 | CO-60      | <1.486            | -0.113   | 0.877  | 1.486 | pCi/L |
| Drinking Water | DOMESTIC WATER  | 3/1/2025 0:00 | 4/1/2025 0:00 | CS-134     | <1.384            | -0.242   | 0.7934 | 1.384 | pCi/L |
| Drinking Water | DOMESTIC WATER  | 3/1/2025 0:00 | 4/1/2025 0:00 | CS-137     | <1.255            | -0.253   | 0.7532 | 1.255 | pCi/L |
| Drinking Water | DOMESTIC WATER  | 3/1/2025 0:00 | 4/1/2025 0:00 | FE-59      | <3.576            | 1.773    | 1.936  | 3.576 | pCi/L |
| Drinking Water | DOMESTIC WATER  | 3/1/2025 0:00 | 4/1/2025 0:00 | GR-B       | 2.76              | 2.76     | 1.68   | 2.55  | pCi/L |
| Drinking Water | DOMESTIC WATER  | 3/1/2025 0:00 | 4/1/2025 0:00 | H-3 (DIST) | <626              | 37.2     | 351    | 626   | pCi/L |
| Drinking Water | DOMESTIC WATER  | 3/1/2025 0:00 | 4/1/2025 0:00 | I-131      | <8.519            | 1.261    | 5.135  | 8.519 | pCi/L |
| Drinking Water | DOMESTIC WATER  | 3/1/2025 0:00 | 4/1/2025 0:00 | K-40       | 33.23             | 33.23    | 18.33  | 14.1  | pCi/L |
| Drinking Water | DOMESTIC WATER  | 3/1/2025 0:00 | 4/1/2025 0:00 | LA-140     | <5.031            | -0.691   | 2.886  | 5.031 | pCi/L |
| Drinking Water | DOMESTIC WATER  | 3/1/2025 0:00 | 4/1/2025 0:00 | MN-54      | <1.349            | 0.3153   | 0.7459 | 1.349 | pCi/L |
| Drinking Water | DOMESTIC WATER  | 3/1/2025 0:00 | 4/1/2025 0:00 | NB-95      | <1.554            | -0.102   | 0.9323 | 1.554 | pCi/L |
| Drinking Water | DOMESTIC WATER  | 3/1/2025 0:00 | 4/1/2025 0:00 | ZN-65      | <2.702            | -0.556   | 1.595  | 2.702 | pCi/L |
| Drinking Water | DOMESTIC WATER  | 3/1/2025 0:00 | 4/1/2025 0:00 | ZR-95      | <2.69             | 0.4985   | 1.563  | 2.69  | pCi/L |
| Drinking Water | SOUTH HAVEN RAW | 3/1/2025 0:00 | 4/1/2025 0:00 | BA-140     | <26.08            | -3.673   | 15.84  | 26.08 | pCi/L |
| Drinking Water | SOUTH HAVEN RAW | 3/1/2025 0:00 | 4/1/2025 0:00 | CO-58      | <2.132            | -1.816   | 1.356  | 2.132 | pCi/L |
| Drinking Water | SOUTH HAVEN RAW | 3/1/2025 0:00 | 4/1/2025 0:00 | CO-60      | <2.185            | 1.313    | 1.231  | 2.185 | pCi/L |
| Drinking Water | SOUTH HAVEN RAW | 3/1/2025 0:00 | 4/1/2025 0:00 | CS-134     | <2.129            | -0.75    | 1.362  | 2.129 | pCi/L |
| Drinking Water | SOUTH HAVEN RAW | 3/1/2025 0:00 | 4/1/2025 0:00 | CS-137     | <1.995            | -0.111   | 1.226  | 1.995 | pCi/L |
| Drinking Water | SOUTH HAVEN RAW | 3/1/2025 0:00 | 4/1/2025 0:00 | FE-59      | <5.252            | 1.161    | 3.14   | 5.252 | pCi/L |
| Drinking Water | SOUTH HAVEN RAW | 3/1/2025 0:00 | 4/1/2025 0:00 | GR-B       | <3.6              | 2.32     | 2.23   | 3.6   | pCi/L |
| Drinking Water | SOUTH HAVEN RAW | 3/1/2025 0:00 | 4/1/2025 0:00 | H-3 (DIST) | <508              | 210      | 304    | 508   | pCi/L |
| Drinking Water | SOUTH HAVEN RAW | 3/1/2025 0:00 | 4/1/2025 0:00 | I-131      | <18.43            | 8.396    | 11.1   | 18.43 | pCi/L |
| Drinking Water | SOUTH HAVEN RAW | 3/1/2025 0:00 | 4/1/2025 0:00 | LA-140     | <9.326            | 4.325    | 5.37   | 9.326 | pCi/L |

## Attachment 5

## Page 33 of 63

## 2025 Palisades REMP Analytical Data

| Matrix         | Station         | Start Date    | Stop Date     | Analysis   | Reportable Result | Activity | Error | MDC   | Units |
|----------------|-----------------|---------------|---------------|------------|-------------------|----------|-------|-------|-------|
| Drinking Water | SOUTH HAVEN RAW | 3/1/2025 0:00 | 4/1/2025 0:00 | MN-54      | <2.075            | 0.9483   | 1.195 | 2.075 | pCi/L |
| Drinking Water | SOUTH HAVEN RAW | 3/1/2025 0:00 | 4/1/2025 0:00 | NB-95      | <2.509            | 1.426    | 1.485 | 2.509 | pCi/L |
| Drinking Water | SOUTH HAVEN RAW | 3/1/2025 0:00 | 4/1/2025 0:00 | ZN-65      | <4.266            | -3.028   | 2.772 | 4.266 | pCi/L |
| Drinking Water | SOUTH HAVEN RAW | 3/1/2025 0:00 | 4/1/2025 0:00 | ZR-95      | <4.232            | 1.107    | 2.563 | 4.232 | pCi/L |
| Drinking Water | DOMESTIC WATER  | 4/1/2025 0:00 | 5/1/2025 0:00 | BA-140     | <30.48            | -5.259   | 19.01 | 30.48 | pCi/L |
| Drinking Water | DOMESTIC WATER  | 4/1/2025 0:00 | 5/1/2025 0:00 | CO-58      | <2.26             | -1.356   | 1.409 | 2.26  | pCi/L |
| Drinking Water | DOMESTIC WATER  | 4/1/2025 0:00 | 5/1/2025 0:00 | CO-60      | <1.909            | 0.687    | 1.124 | 1.909 | pCi/L |
| Drinking Water | DOMESTIC WATER  | 4/1/2025 0:00 | 5/1/2025 0:00 | CS-134     | <2.035            | -0.559   | 1.243 | 2.035 | pCi/L |
| Drinking Water | DOMESTIC WATER  | 4/1/2025 0:00 | 5/1/2025 0:00 | CS-137     | <1.99             | -0.335   | 1.2   | 1.99  | pCi/L |
| Drinking Water | DOMESTIC WATER  | 4/1/2025 0:00 | 5/1/2025 0:00 | FE-59      | <5.569            | 1.432    | 3.31  | 5.569 | pCi/L |
| Drinking Water | DOMESTIC WATER  | 4/1/2025 0:00 | 5/1/2025 0:00 | GR-B       | <2.55             | 0.982    | 1.51  | 2.55  | pCi/L |
| Drinking Water | DOMESTIC WATER  | 4/1/2025 0:00 | 5/1/2025 0:00 | H-3 (DIST) | <631              | 76.7     | 356   | 631   | pCi/L |
| Drinking Water | DOMESTIC WATER  | 4/1/2025 0:00 | 5/1/2025 0:00 | I-131      | <23.78            | -8.987   | 14.8  | 23.78 | pCi/L |
| Drinking Water | DOMESTIC WATER  | 4/1/2025 0:00 | 5/1/2025 0:00 | LA-140     | <9.456            | 4.058    | 5.53  | 9.456 | pCi/L |
| Drinking Water | DOMESTIC WATER  | 4/1/2025 0:00 | 5/1/2025 0:00 | MN-54      | <1.897            | -0.015   | 1.141 | 1.897 | pCi/L |
| Drinking Water | DOMESTIC WATER  | 4/1/2025 0:00 | 5/1/2025 0:00 | NB-95      | <2.462            | 0.7066   | 1.452 | 2.462 | pCi/L |
| Drinking Water | DOMESTIC WATER  | 4/1/2025 0:00 | 5/1/2025 0:00 | ZN-65      | <3.924            | -4.54    | 2.585 | 3.924 | pCi/L |
| Drinking Water | DOMESTIC WATER  | 4/1/2025 0:00 | 5/1/2025 0:00 | ZR-95      | <4.185            | 0.0011   | 2.509 | 4.185 | pCi/L |
| Drinking Water | SOUTH HAVEN RAW | 4/1/2025 0:00 | 5/1/2025 0:00 | BA-140     | <38.14            | 4.634    | 22.63 | 38.14 | pCi/L |
| Drinking Water | SOUTH HAVEN RAW | 4/1/2025 0:00 | 5/1/2025 0:00 | CO-58      | <3.088            | 0.1936   | 1.908 | 3.088 | pCi/L |
| Drinking Water | SOUTH HAVEN RAW | 4/1/2025 0:00 | 5/1/2025 0:00 | CO-60      | <3.049            | 1.694    | 1.706 | 3.049 | pCi/L |
| Drinking Water | SOUTH HAVEN RAW | 4/1/2025 0:00 | 5/1/2025 0:00 | CS-134     | <3.092            | 0.906    | 1.86  | 3.092 | pCi/L |
| Drinking Water | SOUTH HAVEN RAW | 4/1/2025 0:00 | 5/1/2025 0:00 | CS-137     | <2.836            | 1.5      | 1.643 | 2.836 | pCi/L |
| Drinking Water | SOUTH HAVEN RAW | 4/1/2025 0:00 | 5/1/2025 0:00 | FE-59      | <7.344            | -1.025   | 4.455 | 7.344 | pCi/L |
| Drinking Water | SOUTH HAVEN RAW | 4/1/2025 0:00 | 5/1/2025 0:00 | GR-B       | <2.52             | 1.82     | 1.63  | 2.52  | pCi/L |
| Drinking Water | SOUTH HAVEN RAW | 4/1/2025 0:00 | 5/1/2025 0:00 | H-3 (DIST) | <615              | 29.9     | 342   | 615   | pCi/L |

## Attachment 5

## Page 34 of 63

## 2025 Palisades REMP Analytical Data

| Matrix         | Station         | Start Date    | Stop Date     | Analysis   | Reportable Result | Activity | Error | MDC   | Units |
|----------------|-----------------|---------------|---------------|------------|-------------------|----------|-------|-------|-------|
| Drinking Water | SOUTH HAVEN RAW | 4/1/2025 0:00 | 5/1/2025 0:00 | I-131      | <29.13            | 12.13    | 18.15 | 29.13 | pCi/L |
| Drinking Water | SOUTH HAVEN RAW | 4/1/2025 0:00 | 5/1/2025 0:00 | K-40       | 85.38             | 85.38    | 53.9  | 28.7  | pCi/L |
| Drinking Water | SOUTH HAVEN RAW | 4/1/2025 0:00 | 5/1/2025 0:00 | LA-140     | <14.73            | 1.708    | 8.926 | 14.73 | pCi/L |
| Drinking Water | SOUTH HAVEN RAW | 4/1/2025 0:00 | 5/1/2025 0:00 | MN-54      | <2.657            | -0.249   | 1.678 | 2.657 | pCi/L |
| Drinking Water | SOUTH HAVEN RAW | 4/1/2025 0:00 | 5/1/2025 0:00 | NB-95      | <3.299            | 1.064    | 1.968 | 3.299 | pCi/L |
| Drinking Water | SOUTH HAVEN RAW | 4/1/2025 0:00 | 5/1/2025 0:00 | ZN-65      | <5.315            | 0.2453   | 3.152 | 5.315 | pCi/L |
| Drinking Water | SOUTH HAVEN RAW | 4/1/2025 0:00 | 5/1/2025 0:00 | ZR-95      | <5.799            | -0.871   | 3.649 | 5.799 | pCi/L |
| Drinking Water | DOMESTIC WATER  | 5/1/2025 0:00 | 6/1/2025 0:00 | BA-140     | <26.95            | 11.58    | 16.28 | 26.95 | pCi/L |
| Drinking Water | DOMESTIC WATER  | 5/1/2025 0:00 | 6/1/2025 0:00 | CO-58      | <2.015            | -1.895   | 1.287 | 2.015 | pCi/L |
| Drinking Water | DOMESTIC WATER  | 5/1/2025 0:00 | 6/1/2025 0:00 | CO-60      | <1.89             | 0.3045   | 1.134 | 1.89  | pCi/L |
| Drinking Water | DOMESTIC WATER  | 5/1/2025 0:00 | 6/1/2025 0:00 | CS-134     | <2.054            | 0.4019   | 1.218 | 2.054 | pCi/L |
| Drinking Water | DOMESTIC WATER  | 5/1/2025 0:00 | 6/1/2025 0:00 | CS-137     | <1.949            | 0.0988   | 1.162 | 1.949 | pCi/L |
| Drinking Water | DOMESTIC WATER  | 5/1/2025 0:00 | 6/1/2025 0:00 | FE-59      | <5.157            | 1.086    | 3.075 | 5.157 | pCi/L |
| Drinking Water | DOMESTIC WATER  | 5/1/2025 0:00 | 6/1/2025 0:00 | GR-B       | <3.69             | 1.03     | 2.18  | 3.69  | pCi/L |
| Drinking Water | DOMESTIC WATER  | 5/1/2025 0:00 | 6/1/2025 0:00 | H-3 (DIST) | <631              | 177      | 369   | 631   | pCi/L |
| Drinking Water | DOMESTIC WATER  | 5/1/2025 0:00 | 6/1/2025 0:00 | I-131      | <19.06            | -4.47    | 11.8  | 19.06 | pCi/L |
| Drinking Water | DOMESTIC WATER  | 5/1/2025 0:00 | 6/1/2025 0:00 | LA-140     | <8.011            | -0.307   | 4.929 | 8.011 | pCi/L |
| Drinking Water | DOMESTIC WATER  | 5/1/2025 0:00 | 6/1/2025 0:00 | MN-54      | <1.935            | 0.722    | 1.137 | 1.935 | pCi/L |
| Drinking Water | DOMESTIC WATER  | 5/1/2025 0:00 | 6/1/2025 0:00 | NB-95      | <2.365            | 0.5437   | 1.4   | 2.365 | pCi/L |
| Drinking Water | DOMESTIC WATER  | 5/1/2025 0:00 | 6/1/2025 0:00 | ZN-65      | <3.979            | -4.087   | 2.592 | 3.979 | pCi/L |
| Drinking Water | DOMESTIC WATER  | 5/1/2025 0:00 | 6/1/2025 0:00 | ZR-95      | <4.078            | 0.4878   | 2.428 | 4.078 | pCi/L |
| Drinking Water | SOUTH HAVEN RAW | 5/1/2025 0:00 | 6/1/2025 0:00 | BA-140     | <33.88            | 13.8     | 19.75 | 33.88 | pCi/L |
| Drinking Water | SOUTH HAVEN RAW | 5/1/2025 0:00 | 6/1/2025 0:00 | CO-58      | <3.079            | -0.131   | 1.847 | 3.079 | pCi/L |
| Drinking Water | SOUTH HAVEN RAW | 5/1/2025 0:00 | 6/1/2025 0:00 | CO-60      | <2.657            | 1.703    | 1.496 | 2.657 | pCi/L |
| Drinking Water | SOUTH HAVEN RAW | 5/1/2025 0:00 | 6/1/2025 0:00 | CS-134     | <2.813            | 0.798    | 1.641 | 2.813 | pCi/L |
| Drinking Water | SOUTH HAVEN RAW | 5/1/2025 0:00 | 6/1/2025 0:00 | CS-137     | <2.683            | 0.9844   | 1.593 | 2.683 | pCi/L |

## Annual Radiological Environmental Operating Report

## Attachment 5

## Page 35 of 63

## 2025 Palisades REMP Analytical Data

| Matrix         | Station         | Start Date    | Stop Date     | Analysis   | Reportable Result | Activity | Error  | MDC   | Units |
|----------------|-----------------|---------------|---------------|------------|-------------------|----------|--------|-------|-------|
| Drinking Water | SOUTH HAVEN RAW | 5/1/2025 0:00 | 6/1/2025 0:00 | FE-59      | <7.032            | 1.615    | 4.226  | 7.032 | pCi/L |
| Drinking Water | SOUTH HAVEN RAW | 5/1/2025 0:00 | 6/1/2025 0:00 | GR-B       | <2.83             | 0.493    | 1.65   | 2.83  | pCi/L |
| Drinking Water | SOUTH HAVEN RAW | 5/1/2025 0:00 | 6/1/2025 0:00 | H-3 (DIST) | <644              | 243      | 384    | 644   | pCi/L |
| Drinking Water | SOUTH HAVEN RAW | 5/1/2025 0:00 | 6/1/2025 0:00 | I-131      | <22.63            | -4.582   | 13.92  | 22.63 | pCi/L |
| Drinking Water | SOUTH HAVEN RAW | 5/1/2025 0:00 | 6/1/2025 0:00 | LA-140     | <11.73            | -1.112   | 7.302  | 11.73 | pCi/L |
| Drinking Water | SOUTH HAVEN RAW | 5/1/2025 0:00 | 6/1/2025 0:00 | MN-54      | <2.594            | 0.5812   | 1.527  | 2.594 | pCi/L |
| Drinking Water | SOUTH HAVEN RAW | 5/1/2025 0:00 | 6/1/2025 0:00 | NB-95      | <3.172            | 0.3963   | 1.941  | 3.172 | pCi/L |
| Drinking Water | SOUTH HAVEN RAW | 5/1/2025 0:00 | 6/1/2025 0:00 | ZN-65      | <5.342            | -2.836   | 3.455  | 5.342 | pCi/L |
| Drinking Water | SOUTH HAVEN RAW | 5/1/2025 0:00 | 6/1/2025 0:00 | ZR-95      | <5.563            | 1.828    | 3.341  | 5.563 | pCi/L |
| Drinking Water | DOMESTIC WATER  | 6/1/2025 0:00 | 7/1/2025 0:00 | BA-140     | <20.84            | 2.48     | 12.76  | 20.84 | pCi/L |
| Drinking Water | DOMESTIC WATER  | 6/1/2025 0:00 | 7/1/2025 0:00 | CO-58      | <1.95             | 0.4704   | 1.157  | 1.95  | pCi/L |
| Drinking Water | DOMESTIC WATER  | 6/1/2025 0:00 | 7/1/2025 0:00 | CO-60      | <2.066            | 1.741    | 1.149  | 2.066 | pCi/L |
| Drinking Water | DOMESTIC WATER  | 6/1/2025 0:00 | 7/1/2025 0:00 | CS-134     | <1.837            | 0.3547   | 1.093  | 1.837 | pCi/L |
| Drinking Water | DOMESTIC WATER  | 6/1/2025 0:00 | 7/1/2025 0:00 | CS-137     | <1.676            | 0.8198   | 0.9594 | 1.676 | pCi/L |
| Drinking Water | DOMESTIC WATER  | 6/1/2025 0:00 | 7/1/2025 0:00 | FE-59      | <4.864            | 1.729    | 2.807  | 4.864 | pCi/L |
| Drinking Water | DOMESTIC WATER  | 6/1/2025 0:00 | 7/1/2025 0:00 | GR-B       | <3.84             | 0.925    | 2.27   | 3.84  | pCi/L |
| Drinking Water | DOMESTIC WATER  | 6/1/2025 0:00 | 7/1/2025 0:00 | H-3 (DIST) | <628              | 19.1     | 348    | 628   | pCi/L |
| Drinking Water | DOMESTIC WATER  | 6/1/2025 0:00 | 7/1/2025 0:00 | I-131      | <13.2             | 0.4202   | 7.883  | 13.2  | pCi/L |
| Drinking Water | DOMESTIC WATER  | 6/1/2025 0:00 | 7/1/2025 0:00 | LA-140     | <7.376            | 0.6995   | 4.502  | 7.376 | pCi/L |
| Drinking Water | DOMESTIC WATER  | 6/1/2025 0:00 | 7/1/2025 0:00 | MN-54      | <1.486            | -0.748   | 0.9468 | 1.486 | pCi/L |
| Drinking Water | DOMESTIC WATER  | 6/1/2025 0:00 | 7/1/2025 0:00 | NB-95      | <2.034            | 0.6741   | 1.193  | 2.034 | pCi/L |
| Drinking Water | DOMESTIC WATER  | 6/1/2025 0:00 | 7/1/2025 0:00 | ZN-65      | <3.536            | 0.0738   | 2.107  | 3.536 | pCi/L |
| Drinking Water | DOMESTIC WATER  | 6/1/2025 0:00 | 7/1/2025 0:00 | ZR-95      | <3.352            | -0.172   | 2.029  | 3.352 | pCi/L |
| Drinking Water | SOUTH HAVEN RAW | 6/1/2025 0:00 | 7/1/2025 0:00 | BA-140     | <29.06            | 4.142    | 17.69  | 29.06 | pCi/L |
| Drinking Water | SOUTH HAVEN RAW | 6/1/2025 0:00 | 7/1/2025 0:00 | CO-58      | <2.548            | 0.5149   | 1.505  | 2.548 | pCi/L |
| Drinking Water | SOUTH HAVEN RAW | 6/1/2025 0:00 | 7/1/2025 0:00 | CO-60      | <2.423            | 1.354    | 1.361  | 2.423 | pCi/L |

**2025 Palisades REMP Analytical Data**

| Matrix         | Station                   | Start Date      | Stop Date     | Analysis   | Reportable Result | Activity | Error | MDC   | Units |
|----------------|---------------------------|-----------------|---------------|------------|-------------------|----------|-------|-------|-------|
| Drinking Water | SOUTH HAVEN RAW           | 6/1/2025 0:00   | 7/1/2025 0:00 | CS-134     | <2.347            | 0.4526   | 1.386 | 2.347 | pCi/L |
| Drinking Water | SOUTH HAVEN RAW           | 6/1/2025 0:00   | 7/1/2025 0:00 | CS-137     | <2.168            | -0.476   | 1.309 | 2.168 | pCi/L |
| Drinking Water | SOUTH HAVEN RAW           | 6/1/2025 0:00   | 7/1/2025 0:00 | FE-59      | <6.215            | 2.356    | 3.688 | 6.215 | pCi/L |
| Drinking Water | SOUTH HAVEN RAW           | 6/1/2025 0:00   | 7/1/2025 0:00 | GR-B       | <3.51             | 1.74     | 2.13  | 3.51  | pCi/L |
| Drinking Water | SOUTH HAVEN RAW           | 6/1/2025 0:00   | 7/1/2025 0:00 | H-3 (DIST) | <618              | -33.5    | 336   | 618   | pCi/L |
| Drinking Water | SOUTH HAVEN RAW           | 6/1/2025 0:00   | 7/1/2025 0:00 | I-131      | <17.34            | 2.991    | 10.24 | 17.34 | pCi/L |
| Drinking Water | SOUTH HAVEN RAW           | 6/1/2025 0:00   | 7/1/2025 0:00 | LA-140     | <10.23            | 0.0876   | 6.262 | 10.23 | pCi/L |
| Drinking Water | SOUTH HAVEN RAW           | 6/1/2025 0:00   | 7/1/2025 0:00 | MN-54      | <2.107            | 0.4488   | 1.246 | 2.107 | pCi/L |
| Drinking Water | SOUTH HAVEN RAW           | 6/1/2025 0:00   | 7/1/2025 0:00 | NB-95      | <2.41             | -1.747   | 1.546 | 2.41  | pCi/L |
| Drinking Water | SOUTH HAVEN RAW           | 6/1/2025 0:00   | 7/1/2025 0:00 | ZN-65      | <4.322            | -5.35    | 3.074 | 4.322 | pCi/L |
| Drinking Water | SOUTH HAVEN RAW           | 6/1/2025 0:00   | 7/1/2025 0:00 | ZR-95      | <4.315            | -2.504   | 2.73  | 4.315 | pCi/L |
| Drinking Water | PALISADES PARK COMMERCIAL | 6/12/2025 10:55 |               | BA-140     | <28.5             | 5.616    | 16.08 | 28.5  | pCi/L |
| Drinking Water | PALISADES PARK COMMERCIAL | 6/12/2025 10:55 |               | CO-58      | <8.143            | 2.994    | 4.359 | 8.143 | pCi/L |
| Drinking Water | PALISADES PARK COMMERCIAL | 6/12/2025 10:55 |               | CO-60      | <8.245            | 1.734    | 4.587 | 8.245 | pCi/L |
| Drinking Water | PALISADES PARK COMMERCIAL | 6/12/2025 10:55 |               | CS-134     | <7.338            | -0.491   | 4.474 | 7.338 | pCi/L |
| Drinking Water | PALISADES PARK COMMERCIAL | 6/12/2025 10:55 |               | CS-137     | <7.771            | 0.1722   | 4.714 | 7.771 | pCi/L |
| Drinking Water | PALISADES PARK COMMERCIAL | 6/12/2025 10:55 |               | FE-59      | <12.95            | 0.2707   | 7.889 | 12.95 | pCi/L |
| Drinking Water | PALISADES PARK COMMERCIAL | 6/12/2025 10:55 |               | GR-B       | <3.65             | 1.65     | 2.21  | 3.65  | pCi/L |
| Drinking Water | PALISADES PARK COMMERCIAL | 6/12/2025 10:55 |               | H-3 (DIST) | <636              | 187      | 372   | 636   | pCi/L |
| Drinking Water | PALISADES PARK COMMERCIAL | 6/12/2025 10:55 |               | I-131      | <10.05            | -4.234   | 6.689 | 10.05 | pCi/L |
| Drinking Water | PALISADES PARK COMMERCIAL | 6/12/2025 10:55 |               | LA-140     | <6.185            | -4.07    | 5.534 | 6.185 | pCi/L |
| Drinking Water | PALISADES PARK COMMERCIAL | 6/12/2025 10:55 |               | MN-54      | <6.993            | -1.37    | 4.435 | 6.993 | pCi/L |
| Drinking Water | PALISADES PARK COMMERCIAL | 6/12/2025 10:55 |               | NB-95      | <8.699            | 4.368    | 4.625 | 8.699 | pCi/L |
| Drinking Water | PALISADES PARK COMMERCIAL | 6/12/2025 10:55 |               | ZN-65      | <13.56            | -5.899   | 9.701 | 13.56 | pCi/L |
| Drinking Water | PALISADES PARK COMMERCIAL | 6/12/2025 10:55 |               | ZR-95      | <10.5             | 0.1527   | 6.45  | 10.5  | pCi/L |
| Drinking Water | DOMESTIC WATER            | 7/1/2025 0:00   | 8/1/2025 0:00 | BA-140     | <27.06            | 9.913    | 15.04 | 27.06 | pCi/L |

## Attachment 5

## Page 37 of 63

## 2025 Palisades REMP Analytical Data

| Matrix         | Station         | Start Date    | Stop Date     | Analysis   | Reportable Result | Activity | Error  | MDC   | Units |
|----------------|-----------------|---------------|---------------|------------|-------------------|----------|--------|-------|-------|
| Drinking Water | DOMESTIC WATER  | 7/1/2025 0:00 | 8/1/2025 0:00 | CO-58      | <1.911            | 0.5515   | 1.074  | 1.911 | pCi/L |
| Drinking Water | DOMESTIC WATER  | 7/1/2025 0:00 | 8/1/2025 0:00 | CO-60      | <1.995            | 1.857    | 1.072  | 1.995 | pCi/L |
| Drinking Water | DOMESTIC WATER  | 7/1/2025 0:00 | 8/1/2025 0:00 | CS-134     | <1.725            | 0.1325   | 0.9895 | 1.725 | pCi/L |
| Drinking Water | DOMESTIC WATER  | 7/1/2025 0:00 | 8/1/2025 0:00 | CS-137     | <1.503            | 0.3377   | 0.8441 | 1.503 | pCi/L |
| Drinking Water | DOMESTIC WATER  | 7/1/2025 0:00 | 8/1/2025 0:00 | FE-59      | <4.724            | 1.067    | 2.708  | 4.724 | pCi/L |
| Drinking Water | DOMESTIC WATER  | 7/1/2025 0:00 | 8/1/2025 0:00 | GR-B       | <3.34             | 1.36     | 2.01   | 3.34  | pCi/L |
| Drinking Water | DOMESTIC WATER  | 7/1/2025 0:00 | 8/1/2025 0:00 | H-3 (DIST) | <702              | 68.6     | 395    | 702   | pCi/L |
| Drinking Water | DOMESTIC WATER  | 7/1/2025 0:00 | 8/1/2025 0:00 | I-131      | <19.19            | 2.079    | 11.5   | 19.19 | pCi/L |
| Drinking Water | DOMESTIC WATER  | 7/1/2025 0:00 | 8/1/2025 0:00 | LA-140     | <9.287            | 4.836    | 4.87   | 9.287 | pCi/L |
| Drinking Water | DOMESTIC WATER  | 7/1/2025 0:00 | 8/1/2025 0:00 | MN-54      | <1.598            | 0.0518   | 0.9232 | 1.598 | pCi/L |
| Drinking Water | DOMESTIC WATER  | 7/1/2025 0:00 | 8/1/2025 0:00 | NB-95      | <2.03             | 0.8624   | 1.13   | 2.03  | pCi/L |
| Drinking Water | DOMESTIC WATER  | 7/1/2025 0:00 | 8/1/2025 0:00 | ZN-65      | <3.302            | -0.149   | 1.941  | 3.302 | pCi/L |
| Drinking Water | DOMESTIC WATER  | 7/1/2025 0:00 | 8/1/2025 0:00 | ZR-95      | <3.205            | -0.575   | 1.87   | 3.205 | pCi/L |
| Drinking Water | SOUTH HAVEN RAW | 7/1/2025 0:00 | 8/1/2025 0:00 | BA-140     | <37.44            | 5.992    | 24.42  | 37.44 | pCi/L |
| Drinking Water | SOUTH HAVEN RAW | 7/1/2025 0:00 | 8/1/2025 0:00 | CO-58      | <2.704            | -0.951   | 1.654  | 2.704 | pCi/L |
| Drinking Water | SOUTH HAVEN RAW | 7/1/2025 0:00 | 8/1/2025 0:00 | CO-60      | <3.25             | 1.291    | 1.843  | 3.25  | pCi/L |
| Drinking Water | SOUTH HAVEN RAW | 7/1/2025 0:00 | 8/1/2025 0:00 | CS-134     | <2.495            | -0.291   | 1.471  | 2.495 | pCi/L |
| Drinking Water | SOUTH HAVEN RAW | 7/1/2025 0:00 | 8/1/2025 0:00 | CS-137     | <2.515            | 1.102    | 1.361  | 2.515 | pCi/L |
| Drinking Water | SOUTH HAVEN RAW | 7/1/2025 0:00 | 8/1/2025 0:00 | FE-59      | <7.014            | 0.5448   | 4.126  | 7.014 | pCi/L |
| Drinking Water | SOUTH HAVEN RAW | 7/1/2025 0:00 | 8/1/2025 0:00 | GR-B       | <3.19             | 2.14     | 1.98   | 3.19  | pCi/L |
| Drinking Water | SOUTH HAVEN RAW | 7/1/2025 0:00 | 8/1/2025 0:00 | H-3 (DIST) | <679              | 0        | 375    | 679   | pCi/L |
| Drinking Water | SOUTH HAVEN RAW | 7/1/2025 0:00 | 8/1/2025 0:00 | I-131      | <28.12            | 15.24    | 16.94  | 28.12 | pCi/L |
| Drinking Water | SOUTH HAVEN RAW | 7/1/2025 0:00 | 8/1/2025 0:00 | LA-140     | <13.13            | 1.13     | 7.936  | 13.13 | pCi/L |
| Drinking Water | SOUTH HAVEN RAW | 7/1/2025 0:00 | 8/1/2025 0:00 | MN-54      | <2.634            | 1.368    | 1.426  | 2.634 | pCi/L |
| Drinking Water | SOUTH HAVEN RAW | 7/1/2025 0:00 | 8/1/2025 0:00 | NB-95      | <2.839            | -1.072   | 1.727  | 2.839 | pCi/L |
| Drinking Water | SOUTH HAVEN RAW | 7/1/2025 0:00 | 8/1/2025 0:00 | ZN-65      | <4.711            | -1.016   | 2.93   | 4.711 | pCi/L |

## Attachment 5

## Page 38 of 63

## 2025 Palisades REMP Analytical Data

| Matrix         | Station         | Start Date    | Stop Date     | Analysis   | Reportable Result | Activity | Error | MDC   | Units |
|----------------|-----------------|---------------|---------------|------------|-------------------|----------|-------|-------|-------|
| Drinking Water | SOUTH HAVEN RAW | 7/1/2025 0:00 | 8/1/2025 0:00 | ZR-95      | <5.527            | 2.87     | 2.966 | 5.527 | pCi/L |
| Drinking Water | DOMESTIC WATER  | 8/1/2025 0:00 | 9/1/2025 0:00 | BA-140     | <34.56            | -9.639   | 21.06 | 34.56 | pCi/L |
| Drinking Water | DOMESTIC WATER  | 8/1/2025 0:00 | 9/1/2025 0:00 | CO-58      | <2.363            | 0.8668   | 1.34  | 2.363 | pCi/L |
| Drinking Water | DOMESTIC WATER  | 8/1/2025 0:00 | 9/1/2025 0:00 | CO-60      | <1.897            | 0.8529   | 1.039 | 1.897 | pCi/L |
| Drinking Water | DOMESTIC WATER  | 8/1/2025 0:00 | 9/1/2025 0:00 | CS-134     | <1.921            | -0.095   | 1.12  | 1.921 | pCi/L |
| Drinking Water | DOMESTIC WATER  | 8/1/2025 0:00 | 9/1/2025 0:00 | CS-137     | <1.775            | -0.409   | 1.04  | 1.775 | pCi/L |
| Drinking Water | DOMESTIC WATER  | 8/1/2025 0:00 | 9/1/2025 0:00 | FE-59      | <5.577            | 1.141    | 3.237 | 5.577 | pCi/L |
| Drinking Water | DOMESTIC WATER  | 8/1/2025 0:00 | 9/1/2025 0:00 | GR-B       | 3.13              | 3.13     | 1.8   | 2.72  | pCi/L |
| Drinking Water | DOMESTIC WATER  | 8/1/2025 0:00 | 9/1/2025 0:00 | H-3 (DIST) | <580              | -32.5    | 312   | 580   | pCi/L |
| Drinking Water | DOMESTIC WATER  | 8/1/2025 0:00 | 9/1/2025 0:00 | I-131      | <29.73            | 13.2     | 17.19 | 29.73 | pCi/L |
| Drinking Water | DOMESTIC WATER  | 8/1/2025 0:00 | 9/1/2025 0:00 | LA-140     | <10.49            | -5.86    | 6.413 | 10.49 | pCi/L |
| Drinking Water | DOMESTIC WATER  | 8/1/2025 0:00 | 9/1/2025 0:00 | MN-54      | <1.848            | 0.4197   | 1.06  | 1.848 | pCi/L |
| Drinking Water | DOMESTIC WATER  | 8/1/2025 0:00 | 9/1/2025 0:00 | NB-95      | <2.463            | 2.152    | 1.346 | 2.463 | pCi/L |
| Drinking Water | DOMESTIC WATER  | 8/1/2025 0:00 | 9/1/2025 0:00 | ZN-65      | <3.681            | -4.43    | 2.405 | 3.681 | pCi/L |
| Drinking Water | DOMESTIC WATER  | 8/1/2025 0:00 | 9/1/2025 0:00 | ZR-95      | <4.039            | -0.04    | 2.342 | 4.039 | pCi/L |
| Drinking Water | SOUTH HAVEN RAW | 8/1/2025 0:00 | 9/1/2025 0:00 | BA-140     | <35.46            | -13.25   | 21.73 | 35.46 | pCi/L |
| Drinking Water | SOUTH HAVEN RAW | 8/1/2025 0:00 | 9/1/2025 0:00 | CO-58      | <2.596            | 0.6919   | 1.483 | 2.596 | pCi/L |
| Drinking Water | SOUTH HAVEN RAW | 8/1/2025 0:00 | 9/1/2025 0:00 | CO-60      | <2.328            | 0.7433   | 1.299 | 2.328 | pCi/L |
| Drinking Water | SOUTH HAVEN RAW | 8/1/2025 0:00 | 9/1/2025 0:00 | CS-134     | <2.265            | -0.291   | 1.331 | 2.265 | pCi/L |
| Drinking Water | SOUTH HAVEN RAW | 8/1/2025 0:00 | 9/1/2025 0:00 | CS-137     | <2.156            | 1.07     | 1.21  | 2.156 | pCi/L |
| Drinking Water | SOUTH HAVEN RAW | 8/1/2025 0:00 | 9/1/2025 0:00 | FE-59      | <6.05             | -1.134   | 3.629 | 6.05  | pCi/L |
| Drinking Water | SOUTH HAVEN RAW | 8/1/2025 0:00 | 9/1/2025 0:00 | GR-B       | <2.76             | 1.41     | 1.68  | 2.76  | pCi/L |
| Drinking Water | SOUTH HAVEN RAW | 8/1/2025 0:00 | 9/1/2025 0:00 | H-3 (DIST) | <574              | 127      | 330   | 574   | pCi/L |
| Drinking Water | SOUTH HAVEN RAW | 8/1/2025 0:00 | 9/1/2025 0:00 | I-131      | <28.46            | -3.761   | 16.91 | 28.46 | pCi/L |
| Drinking Water | SOUTH HAVEN RAW | 8/1/2025 0:00 | 9/1/2025 0:00 | LA-140     | <12.09            | -3.567   | 7.169 | 12.09 | pCi/L |
| Drinking Water | SOUTH HAVEN RAW | 8/1/2025 0:00 | 9/1/2025 0:00 | MN-54      | <2.02             | -0.681   | 1.207 | 2.02  | pCi/L |

## Attachment 5

## Page 39 of 63

## 2025 Palisades REMP Analytical Data

| Matrix         | Station         | Start Date    | Stop Date      | Analysis   | Reportable Result | Activity | Error | MDC   | Units |
|----------------|-----------------|---------------|----------------|------------|-------------------|----------|-------|-------|-------|
| Drinking Water | SOUTH HAVEN RAW | 8/1/2025 0:00 | 9/1/2025 0:00  | NB-95      | <2.602            | 0.1256   | 1.507 | 2.602 | pCi/L |
| Drinking Water | SOUTH HAVEN RAW | 8/1/2025 0:00 | 9/1/2025 0:00  | ZN-65      | <4.496            | -2.918   | 2.804 | 4.496 | pCi/L |
| Drinking Water | SOUTH HAVEN RAW | 8/1/2025 0:00 | 9/1/2025 0:00  | ZR-95      | <4.857            | 2.399    | 2.73  | 4.857 | pCi/L |
| Drinking Water | DOMESTIC WATER  | 9/1/2025 0:00 | 10/1/2025 0:00 | BA-140     | <30.13            | -8.322   | 18.41 | 30.13 | pCi/L |
| Drinking Water | DOMESTIC WATER  | 9/1/2025 0:00 | 10/1/2025 0:00 | CO-58      | <2.571            | 1.007    | 1.493 | 2.571 | pCi/L |
| Drinking Water | DOMESTIC WATER  | 9/1/2025 0:00 | 10/1/2025 0:00 | CO-60      | <2.048            | 1.296    | 1.157 | 2.048 | pCi/L |
| Drinking Water | DOMESTIC WATER  | 9/1/2025 0:00 | 10/1/2025 0:00 | CS-134     | <2.119            | -1.054   | 1.313 | 2.119 | pCi/L |
| Drinking Water | DOMESTIC WATER  | 9/1/2025 0:00 | 10/1/2025 0:00 | CS-137     | <2.007            | -0.17    | 1.233 | 2.007 | pCi/L |
| Drinking Water | DOMESTIC WATER  | 9/1/2025 0:00 | 10/1/2025 0:00 | FE-59      | <5.612            | 1.665    | 3.354 | 5.612 | pCi/L |
| Drinking Water | DOMESTIC WATER  | 9/1/2025 0:00 | 10/1/2025 0:00 | GR-B       | <2.6              | 2.23     | 1.66  | 2.6   | pCi/L |
| Drinking Water | DOMESTIC WATER  | 9/1/2025 0:00 | 10/1/2025 0:00 | H-3 (DIST) | <640              | 186      | 374   | 640   | pCi/L |
| Drinking Water | DOMESTIC WATER  | 9/1/2025 0:00 | 10/1/2025 0:00 | I-131      | <21.07            | -17.9    | 13.41 | 21.07 | pCi/L |
| Drinking Water | DOMESTIC WATER  | 9/1/2025 0:00 | 10/1/2025 0:00 | LA-140     | <10.39            | 4.67     | 6.043 | 10.39 | pCi/L |
| Drinking Water | DOMESTIC WATER  | 9/1/2025 0:00 | 10/1/2025 0:00 | MN-54      | <1.895            | -0.064   | 1.139 | 1.895 | pCi/L |
| Drinking Water | DOMESTIC WATER  | 9/1/2025 0:00 | 10/1/2025 0:00 | NB-95      | <2.398            | -0.212   | 1.494 | 2.398 | pCi/L |
| Drinking Water | DOMESTIC WATER  | 9/1/2025 0:00 | 10/1/2025 0:00 | ZN-65      | <3.915            | -2.765   | 2.576 | 3.915 | pCi/L |
| Drinking Water | DOMESTIC WATER  | 9/1/2025 0:00 | 10/1/2025 0:00 | ZR-95      | <4.001            | -1.877   | 2.572 | 4.001 | pCi/L |
| Drinking Water | SOUTH HAVEN RAW | 9/1/2025 0:00 | 10/1/2025 0:00 | BA-140     | <29.73            | 0.0078   | 18.38 | 29.73 | pCi/L |
| Drinking Water | SOUTH HAVEN RAW | 9/1/2025 0:00 | 10/1/2025 0:00 | CO-58      | <2.303            | -0.17    | 1.405 | 2.303 | pCi/L |
| Drinking Water | SOUTH HAVEN RAW | 9/1/2025 0:00 | 10/1/2025 0:00 | CO-60      | <2.405            | 1.979    | 1.341 | 2.405 | pCi/L |
| Drinking Water | SOUTH HAVEN RAW | 9/1/2025 0:00 | 10/1/2025 0:00 | CS-134     | <2.205            | 1.089    | 1.279 | 2.205 | pCi/L |
| Drinking Water | SOUTH HAVEN RAW | 9/1/2025 0:00 | 10/1/2025 0:00 | CS-137     | <1.965            | 0.588    | 1.144 | 1.965 | pCi/L |
| Drinking Water | SOUTH HAVEN RAW | 9/1/2025 0:00 | 10/1/2025 0:00 | FE-59      | <5.939            | 3.506    | 3.351 | 5.939 | pCi/L |
| Drinking Water | SOUTH HAVEN RAW | 9/1/2025 0:00 | 10/1/2025 0:00 | GR-B       | <3.22             | 2.76     | 2.06  | 3.22  | pCi/L |
| Drinking Water | SOUTH HAVEN RAW | 9/1/2025 0:00 | 10/1/2025 0:00 | H-3 (DIST) | <639              | 105      | 364   | 639   | pCi/L |
| Drinking Water | SOUTH HAVEN RAW | 9/1/2025 0:00 | 10/1/2025 0:00 | I-131      | <20.73            | 5.423    | 12.21 | 20.73 | pCi/L |

## Attachment 5

## Page 40 of 63

## 2025 Palisades REMP Analytical Data

| Matrix         | Station                   | Start Date      | Stop Date       | Analysis   | Reportable Result | Activity | Error | MDC   | Units |
|----------------|---------------------------|-----------------|-----------------|------------|-------------------|----------|-------|-------|-------|
| Drinking Water | SOUTH HAVEN RAW           | 9/1/2025 0:00   | 10/1/2025 0:00  | LA-140     | <11.43            | 3.105    | 6.836 | 11.43 | pCi/L |
| Drinking Water | SOUTH HAVEN RAW           | 9/1/2025 0:00   | 10/1/2025 0:00  | MN-54      | <1.987            | 0.4145   | 1.186 | 1.987 | pCi/L |
| Drinking Water | SOUTH HAVEN RAW           | 9/1/2025 0:00   | 10/1/2025 0:00  | NB-95      | <2.365            | -0.548   | 1.455 | 2.365 | pCi/L |
| Drinking Water | SOUTH HAVEN RAW           | 9/1/2025 0:00   | 10/1/2025 0:00  | ZN-65      | <4.23             | -2.738   | 2.68  | 4.23  | pCi/L |
| Drinking Water | SOUTH HAVEN RAW           | 9/1/2025 0:00   | 10/1/2025 0:00  | ZR-95      | <4.157            | -1.012   | 2.557 | 4.157 | pCi/L |
| Drinking Water | PALISADES PARK COMMERCIAL | 9/30/2025 14:53 | 9/30/2025 14:53 | BA-140     | <25.78            | -2.224   | 14.62 | 25.78 | pCi/L |
| Drinking Water | PALISADES PARK COMMERCIAL | 9/30/2025 14:53 | 9/30/2025 14:53 | CO-58      | <7.552            | 1.09     | 3.927 | 7.552 | pCi/L |
| Drinking Water | PALISADES PARK COMMERCIAL | 9/30/2025 14:53 | 9/30/2025 14:53 | CO-60      | <4.404            | -3.708   | 3.095 | 4.404 | pCi/L |
| Drinking Water | PALISADES PARK COMMERCIAL | 9/30/2025 14:53 | 9/30/2025 14:53 | CS-134     | <7.71             | -0.572   | 4.201 | 7.71  | pCi/L |
| Drinking Water | PALISADES PARK COMMERCIAL | 9/30/2025 14:53 | 9/30/2025 14:53 | CS-137     | <7.062            | -0.016   | 3.757 | 7.062 | pCi/L |
| Drinking Water | PALISADES PARK COMMERCIAL | 9/30/2025 14:53 | 9/30/2025 14:53 | FE-59      | <11.83            | -0.319   | 6.254 | 11.83 | pCi/L |
| Drinking Water | PALISADES PARK COMMERCIAL | 9/30/2025 14:53 | 9/30/2025 14:53 | GR-B       | 6.01              | 6.01     | 2.58  | 3.67  | pCi/L |
| Drinking Water | PALISADES PARK COMMERCIAL | 9/30/2025 14:53 | 9/30/2025 14:53 | H-3 (DIST) | <625              | 20       | 345   | 625   | pCi/L |
| Drinking Water | PALISADES PARK COMMERCIAL | 9/30/2025 14:53 | 9/30/2025 14:53 | I-131      | <8.048            | 4.501    | 3.978 | 8.048 | pCi/L |
| Drinking Water | PALISADES PARK COMMERCIAL | 9/30/2025 14:53 | 9/30/2025 14:53 | LA-140     | <8.157            | 1.392    | 3.618 | 8.157 | pCi/L |
| Drinking Water | PALISADES PARK COMMERCIAL | 9/30/2025 14:53 | 9/30/2025 14:53 | MN-54      | <5.007            | -0.527   | 2.666 | 5.007 | pCi/L |
| Drinking Water | PALISADES PARK COMMERCIAL | 9/30/2025 14:53 | 9/30/2025 14:53 | NB-95      | <7.637            | 3.105    | 3.72  | 7.637 | pCi/L |
| Drinking Water | PALISADES PARK COMMERCIAL | 9/30/2025 14:53 | 9/30/2025 14:53 | ZN-65      | <13.15            | -6.59    | 8.203 | 13.15 | pCi/L |
| Drinking Water | PALISADES PARK COMMERCIAL | 9/30/2025 14:53 | 9/30/2025 14:53 | ZR-95      | <11.83            | 0.284    | 6.256 | 11.83 | pCi/L |
| Drinking Water | DOMESTIC WATER            | 10/1/2025 0:00  | 11/1/2025 0:00  | BA-140     | <22.57            | -2.779   | 13.78 | 22.57 | pCi/L |
| Drinking Water | DOMESTIC WATER            | 10/1/2025 0:00  | 11/1/2025 0:00  | CO-58      | <2.167            | 0.2066   | 1.342 | 2.167 | pCi/L |
| Drinking Water | DOMESTIC WATER            | 10/1/2025 0:00  | 11/1/2025 0:00  | CO-60      | <2.175            | 1.643    | 1.224 | 2.175 | pCi/L |
| Drinking Water | DOMESTIC WATER            | 10/1/2025 0:00  | 11/1/2025 0:00  | CS-134     | <2.092            | -0.101   | 1.312 | 2.092 | pCi/L |
| Drinking Water | DOMESTIC WATER            | 10/1/2025 0:00  | 11/1/2025 0:00  | CS-137     | <1.958            | 0.2065   | 1.194 | 1.958 | pCi/L |
| Drinking Water | DOMESTIC WATER            | 10/1/2025 0:00  | 11/1/2025 0:00  | FE-59      | <5.223            | 1.324    | 3.084 | 5.223 | pCi/L |
| Drinking Water | DOMESTIC WATER            | 10/1/2025 0:00  | 11/1/2025 0:00  | GR-B       | 3.27              | 3.27     | 2.07  | 3.18  | pCi/L |

## Attachment 5

## Page 41 of 63

## 2025 Palisades REMP Analytical Data

| Matrix         | Station         | Start Date     | Stop Date      | Analysis   | Reportable Result | Activity | Error  | MDC   | Units |
|----------------|-----------------|----------------|----------------|------------|-------------------|----------|--------|-------|-------|
| Drinking Water | DOMESTIC WATER  | 10/1/2025 0:00 | 11/1/2025 0:00 | H-3 (DIST) | <653              | 96       | 370    | 653   | pCi/L |
| Drinking Water | DOMESTIC WATER  | 10/1/2025 0:00 | 11/1/2025 0:00 | I-131      | <14.39            | 0.2561   | 8.468  | 14.39 | pCi/L |
| Drinking Water | DOMESTIC WATER  | 10/1/2025 0:00 | 11/1/2025 0:00 | K-40       | 55.75             | 55.75    | 33.09  | 17.05 | pCi/L |
| Drinking Water | DOMESTIC WATER  | 10/1/2025 0:00 | 11/1/2025 0:00 | LA-140     | <8.596            | 1.534    | 5.026  | 8.596 | pCi/L |
| Drinking Water | DOMESTIC WATER  | 10/1/2025 0:00 | 11/1/2025 0:00 | MN-54      | <1.883            | -0.358   | 1.134  | 1.883 | pCi/L |
| Drinking Water | DOMESTIC WATER  | 10/1/2025 0:00 | 11/1/2025 0:00 | NB-95      | <2.135            | -0.608   | 1.364  | 2.135 | pCi/L |
| Drinking Water | DOMESTIC WATER  | 10/1/2025 0:00 | 11/1/2025 0:00 | ZN-65      | <4.038            | -2.53    | 2.607  | 4.038 | pCi/L |
| Drinking Water | DOMESTIC WATER  | 10/1/2025 0:00 | 11/1/2025 0:00 | ZR-95      | <3.984            | -0.377   | 2.498  | 3.984 | pCi/L |
| Drinking Water | SOUTH HAVEN RAW | 10/1/2025 0:00 | 11/1/2025 0:00 | BA-140     | <18.82            | 1.225    | 11.48  | 18.82 | pCi/L |
| Drinking Water | SOUTH HAVEN RAW | 10/1/2025 0:00 | 11/1/2025 0:00 | CO-58      | <1.658            | 0.0016   | 0.9927 | 1.658 | pCi/L |
| Drinking Water | SOUTH HAVEN RAW | 10/1/2025 0:00 | 11/1/2025 0:00 | CO-60      | <1.565            | 0.0587   | 0.9306 | 1.565 | pCi/L |
| Drinking Water | SOUTH HAVEN RAW | 10/1/2025 0:00 | 11/1/2025 0:00 | CS-134     | <1.605            | 0.1684   | 0.9511 | 1.605 | pCi/L |
| Drinking Water | SOUTH HAVEN RAW | 10/1/2025 0:00 | 11/1/2025 0:00 | CS-137     | <1.414            | -0.676   | 0.9174 | 1.414 | pCi/L |
| Drinking Water | SOUTH HAVEN RAW | 10/1/2025 0:00 | 11/1/2025 0:00 | FE-59      | <3.874            | -0.384   | 2.404  | 3.874 | pCi/L |
| Drinking Water | SOUTH HAVEN RAW | 10/1/2025 0:00 | 11/1/2025 0:00 | GR-B       | 4.43              | 4.43     | 2.07   | 3.01  | pCi/L |
| Drinking Water | SOUTH HAVEN RAW | 10/1/2025 0:00 | 11/1/2025 0:00 | H-3 (DIST) | <636              | -132     | 331    | 636   | pCi/L |
| Drinking Water | SOUTH HAVEN RAW | 10/1/2025 0:00 | 11/1/2025 0:00 | I-131      | <12.64            | 4.112    | 7.393  | 12.64 | pCi/L |
| Drinking Water | SOUTH HAVEN RAW | 10/1/2025 0:00 | 11/1/2025 0:00 | LA-140     | <6.244            | -1.996   | 3.941  | 6.244 | pCi/L |
| Drinking Water | SOUTH HAVEN RAW | 10/1/2025 0:00 | 11/1/2025 0:00 | MN-54      | <1.393            | -0.747   | 0.8748 | 1.393 | pCi/L |
| Drinking Water | SOUTH HAVEN RAW | 10/1/2025 0:00 | 11/1/2025 0:00 | NB-95      | <1.791            | 1.213    | 1.009  | 1.791 | pCi/L |
| Drinking Water | SOUTH HAVEN RAW | 10/1/2025 0:00 | 11/1/2025 0:00 | ZN-65      | <3.134            | -1.386   | 2.014  | 3.134 | pCi/L |
| Drinking Water | SOUTH HAVEN RAW | 10/1/2025 0:00 | 11/1/2025 0:00 | ZR-95      | <2.926            | -1.128   | 1.8    | 2.926 | pCi/L |
| Drinking Water | DOMESTIC WATER  | 11/1/2025 0:00 | 12/1/2025 0:00 | BA-140     | <32.29            | -6.636   | 20.49  | 32.29 | pCi/L |
| Drinking Water | DOMESTIC WATER  | 11/1/2025 0:00 | 12/1/2025 0:00 | CO-58      | <2.062            | 0.0667   | 1.246  | 2.062 | pCi/L |
| Drinking Water | DOMESTIC WATER  | 11/1/2025 0:00 | 12/1/2025 0:00 | CO-60      | <1.862            | 1.429    | 1.018  | 1.862 | pCi/L |
| Drinking Water | DOMESTIC WATER  | 11/1/2025 0:00 | 12/1/2025 0:00 | CS-134     | <1.804            | 0.1083   | 1.086  | 1.804 | pCi/L |

## Attachment 5

## Page 42 of 63

## 2025 Palisades REMP Analytical Data

| Matrix         | Station         | Start Date     | Stop Date      | Analysis   | Reportable Result | Activity | Error | MDC   | Units |
|----------------|-----------------|----------------|----------------|------------|-------------------|----------|-------|-------|-------|
| Drinking Water | DOMESTIC WATER  | 11/1/2025 0:00 | 12/1/2025 0:00 | CS-137     | <1.752            | -0.139   | 1.054 | 1.752 | pCi/L |
| Drinking Water | DOMESTIC WATER  | 11/1/2025 0:00 | 12/1/2025 0:00 | FE-59      | <4.699            | -0.243   | 2.925 | 4.699 | pCi/L |
| Drinking Water | DOMESTIC WATER  | 11/1/2025 0:00 | 12/1/2025 0:00 | GR-B       | <2.81             | 2.49     | 1.79  | 2.81  | pCi/L |
| Drinking Water | DOMESTIC WATER  | 11/1/2025 0:00 | 12/1/2025 0:00 | H-3 (DIST) | <597              | 154      | 347   | 597   | pCi/L |
| Drinking Water | DOMESTIC WATER  | 11/1/2025 0:00 | 12/1/2025 0:00 | I-131      | <25.02            | -7.951   | 15.58 | 25.02 | pCi/L |
| Drinking Water | DOMESTIC WATER  | 11/1/2025 0:00 | 12/1/2025 0:00 | K-40       | 24.68             | 24.68    | 23.93 | 15.65 | pCi/L |
| Drinking Water | DOMESTIC WATER  | 11/1/2025 0:00 | 12/1/2025 0:00 | LA-140     | <10.29            | 3.361    | 5.969 | 10.29 | pCi/L |
| Drinking Water | DOMESTIC WATER  | 11/1/2025 0:00 | 12/1/2025 0:00 | MN-54      | <1.682            | -0.406   | 1.043 | 1.682 | pCi/L |
| Drinking Water | DOMESTIC WATER  | 11/1/2025 0:00 | 12/1/2025 0:00 | NB-95      | <2.108            | -0.596   | 1.304 | 2.108 | pCi/L |
| Drinking Water | DOMESTIC WATER  | 11/1/2025 0:00 | 12/1/2025 0:00 | ZN-65      | <3.227            | -5.392   | 2.379 | 3.227 | pCi/L |
| Drinking Water | DOMESTIC WATER  | 11/1/2025 0:00 | 12/1/2025 0:00 | ZR-95      | <3.444            | -2.227   | 2.204 | 3.444 | pCi/L |
| Drinking Water | SOUTH HAVEN RAW | 11/1/2025 0:00 | 12/1/2025 0:00 | BA-140     | <32.46            | -14.57   | 20.75 | 32.46 | pCi/L |
| Drinking Water | SOUTH HAVEN RAW | 11/1/2025 0:00 | 12/1/2025 0:00 | CO-58      | <2.423            | 1.684    | 1.407 | 2.423 | pCi/L |
| Drinking Water | SOUTH HAVEN RAW | 11/1/2025 0:00 | 12/1/2025 0:00 | CO-60      | <2.166            | 0.2603   | 1.471 | 2.166 | pCi/L |
| Drinking Water | SOUTH HAVEN RAW | 11/1/2025 0:00 | 12/1/2025 0:00 | CS-134     | <1.97             | -0.734   | 1.232 | 1.97  | pCi/L |
| Drinking Water | SOUTH HAVEN RAW | 11/1/2025 0:00 | 12/1/2025 0:00 | CS-137     | <1.98             | -0.31    | 1.203 | 1.98  | pCi/L |
| Drinking Water | SOUTH HAVEN RAW | 11/1/2025 0:00 | 12/1/2025 0:00 | FE-59      | <5.668            | 1.873    | 3.315 | 5.668 | pCi/L |
| Drinking Water | SOUTH HAVEN RAW | 11/1/2025 0:00 | 12/1/2025 0:00 | GR-B       | <2.78             | 1.33     | 1.69  | 2.78  | pCi/L |
| Drinking Water | SOUTH HAVEN RAW | 11/1/2025 0:00 | 12/1/2025 0:00 | H-3 (DIST) | <585              | 30.6     | 325   | 585   | pCi/L |
| Drinking Water | SOUTH HAVEN RAW | 11/1/2025 0:00 | 12/1/2025 0:00 | I-131      | <26.61            | -4.076   | 16.3  | 26.61 | pCi/L |
| Drinking Water | SOUTH HAVEN RAW | 11/1/2025 0:00 | 12/1/2025 0:00 | LA-140     | <11.33            | 2.284    | 6.843 | 11.33 | pCi/L |
| Drinking Water | SOUTH HAVEN RAW | 11/1/2025 0:00 | 12/1/2025 0:00 | MN-54      | <1.957            | 0.3395   | 1.182 | 1.957 | pCi/L |
| Drinking Water | SOUTH HAVEN RAW | 11/1/2025 0:00 | 12/1/2025 0:00 | NB-95      | <2.635            | 2.306    | 1.514 | 2.635 | pCi/L |
| Drinking Water | SOUTH HAVEN RAW | 11/1/2025 0:00 | 12/1/2025 0:00 | ZN-65      | <4.204            | -3.992   | 2.701 | 4.204 | pCi/L |
| Drinking Water | SOUTH HAVEN RAW | 11/1/2025 0:00 | 12/1/2025 0:00 | ZR-95      | <4.541            | 1.615    | 2.695 | 4.541 | pCi/L |
| Drinking Water | DOMESTIC WATER  | 12/1/2025 0:00 | 1/1/2026 0:00  | BA-140     | <25.66            | -11.95   | 16.58 | 25.66 | pCi/L |

## Attachment 5

## Page 43 of 63

## 2025 Palisades REMP Analytical Data

| Matrix         | Station         | Start Date     | Stop Date     | Analysis   | Reportable Result | Activity | Error  | MDC   | Units |
|----------------|-----------------|----------------|---------------|------------|-------------------|----------|--------|-------|-------|
| Drinking Water | DOMESTIC WATER  | 12/1/2025 0:00 | 1/1/2026 0:00 | CO-58      | <2.025            | 0.8398   | 1.184  | 2.025 | pCi/L |
| Drinking Water | DOMESTIC WATER  | 12/1/2025 0:00 | 1/1/2026 0:00 | CO-60      | <1.594            | 0.425    | 0.925  | 1.594 | pCi/L |
| Drinking Water | DOMESTIC WATER  | 12/1/2025 0:00 | 1/1/2026 0:00 | CS-134     | <1.777            | 0.1389   | 1.067  | 1.777 | pCi/L |
| Drinking Water | DOMESTIC WATER  | 12/1/2025 0:00 | 1/1/2026 0:00 | CS-137     | <1.651            | 0.1103   | 0.9821 | 1.651 | pCi/L |
| Drinking Water | DOMESTIC WATER  | 12/1/2025 0:00 | 1/1/2026 0:00 | FE-59      | <4.661            | 0.4809   | 2.849  | 4.661 | pCi/L |
| Drinking Water | DOMESTIC WATER  | 12/1/2025 0:00 | 1/1/2026 0:00 | GR-B       | <3.23             | 1.65     | 1.97   | 3.23  | pCi/L |
| Drinking Water | DOMESTIC WATER  | 12/1/2025 0:00 | 1/1/2026 0:00 | H-3 (DIST) | <601              | -79.7    | 317    | 601   | pCi/L |
| Drinking Water | DOMESTIC WATER  | 12/1/2025 0:00 | 1/1/2026 0:00 | I-131      | <21.02            | 1.141    | 12.81  | 21.02 | pCi/L |
| Drinking Water | DOMESTIC WATER  | 12/1/2025 0:00 | 1/1/2026 0:00 | LA-140     | <9.093            | 0.8051   | 5.448  | 9.093 | pCi/L |
| Drinking Water | DOMESTIC WATER  | 12/1/2025 0:00 | 1/1/2026 0:00 | MN-54      | <1.599            | 0.1422   | 0.9623 | 1.599 | pCi/L |
| Drinking Water | DOMESTIC WATER  | 12/1/2025 0:00 | 1/1/2026 0:00 | NB-95      | <1.958            | 0.1165   | 1.175  | 1.958 | pCi/L |
| Drinking Water | DOMESTIC WATER  | 12/1/2025 0:00 | 1/1/2026 0:00 | ZN-65      | <2.941            | -3.434   | 2.051  | 2.941 | pCi/L |
| Drinking Water | DOMESTIC WATER  | 12/1/2025 0:00 | 1/1/2026 0:00 | ZR-95      | <3.349            | -1.242   | 2.08   | 3.349 | pCi/L |
| Drinking Water | SOUTH HAVEN RAW | 12/1/2025 0:00 | 1/1/2026 0:00 | BA-140     | <32.39            | -4.821   | 19.36  | 32.39 | pCi/L |
| Drinking Water | SOUTH HAVEN RAW | 12/1/2025 0:00 | 1/1/2026 0:00 | CO-58      | <2.478            | -0.146   | 1.426  | 2.478 | pCi/L |
| Drinking Water | SOUTH HAVEN RAW | 12/1/2025 0:00 | 1/1/2026 0:00 | CO-60      | <2.135            | 1.354    | 1.166  | 2.135 | pCi/L |
| Drinking Water | SOUTH HAVEN RAW | 12/1/2025 0:00 | 1/1/2026 0:00 | CS-134     | <2.246            | -0.235   | 1.297  | 2.246 | pCi/L |
| Drinking Water | SOUTH HAVEN RAW | 12/1/2025 0:00 | 1/1/2026 0:00 | CS-137     | <2.06             | 0.0855   | 1.231  | 2.06  | pCi/L |
| Drinking Water | SOUTH HAVEN RAW | 12/1/2025 0:00 | 1/1/2026 0:00 | FE-59      | <6.035            | -0.361   | 3.542  | 6.035 | pCi/L |
| Drinking Water | SOUTH HAVEN RAW | 12/1/2025 0:00 | 1/1/2026 0:00 | GR-B       | <3.05             | 1.62     | 1.86   | 3.05  | pCi/L |
| Drinking Water | SOUTH HAVEN RAW | 12/1/2025 0:00 | 1/1/2026 0:00 | H-3 (DIST) | <615              | 61.2     | 344    | 615   | pCi/L |
| Drinking Water | SOUTH HAVEN RAW | 12/1/2025 0:00 | 1/1/2026 0:00 | I-131      | <23.95            | -15.2    | 14.4   | 23.95 | pCi/L |
| Drinking Water | SOUTH HAVEN RAW | 12/1/2025 0:00 | 1/1/2026 0:00 | LA-140     | <11.57            | 3.077    | 6.345  | 11.57 | pCi/L |
| Drinking Water | SOUTH HAVEN RAW | 12/1/2025 0:00 | 1/1/2026 0:00 | MN-54      | <2.047            | 0.6612   | 1.146  | 2.047 | pCi/L |
| Drinking Water | SOUTH HAVEN RAW | 12/1/2025 0:00 | 1/1/2026 0:00 | NB-95      | <2.686            | 0.5461   | 1.515  | 2.686 | pCi/L |
| Drinking Water | SOUTH HAVEN RAW | 12/1/2025 0:00 | 1/1/2026 0:00 | ZN-65      | <3.923            | -1.85    | 2.39   | 3.923 | pCi/L |

## Attachment 5

## Page 44 of 63

## 2025 Palisades REMP Analytical Data

| Matrix         | Station         | Start Date     | Stop Date     | Analysis | Reportable Result | Activity | Error | MDC   | Units      |
|----------------|-----------------|----------------|---------------|----------|-------------------|----------|-------|-------|------------|
| Drinking Water | SOUTH HAVEN RAW | 12/1/2025 0:00 | 1/1/2026 0:00 | ZR-95    | <4.555            | 0.5576   | 2.577 | 4.555 | pCi/L      |
| Fish           | LUDINGTON       | 6/17/2025 0:00 |               | BA-140   | <716.2            | 24.8     | 404.9 | 716.2 | pCi/kg Wet |
| Fish           | LUDINGTON       | 6/17/2025 0:00 |               | CO-58    | <75.54            | -28.31   | 44.65 | 75.54 | pCi/kg Wet |
| Fish           | LUDINGTON       | 6/17/2025 0:00 |               | CO-60    | <73.11            | 21.16    | 35.82 | 73.11 | pCi/kg Wet |
| Fish           | LUDINGTON       | 6/17/2025 0:00 |               | CS-134   | <73.45            | 41.21    | 35.52 | 73.45 | pCi/kg Wet |
| Fish           | LUDINGTON       | 6/17/2025 0:00 |               | CS-137   | <69.58            | 31.67    | 35.11 | 69.58 | pCi/kg Wet |
| Fish           | LUDINGTON       | 6/17/2025 0:00 |               | FE-59    | <147.2            | -8.263   | 81.11 | 147.2 | pCi/kg Wet |
| Fish           | LUDINGTON       | 6/17/2025 0:00 |               | I-131    | <397              | -169.8   | 238.2 | 397   | pCi/kg Wet |
| Fish           | LUDINGTON       | 6/17/2025 0:00 |               | K-40     | 1251              | 1251     | 681.8 | 701.3 | pCi/kg Wet |
| Fish           | LUDINGTON       | 6/17/2025 0:00 |               | LA-140   | <259.6            | 17.8     | 133   | 259.6 | pCi/kg Wet |
| Fish           | LUDINGTON       | 6/17/2025 0:00 |               | MN-54    | <65.4             | 17.82    | 33.86 | 65.4  | pCi/kg Wet |
| Fish           | LUDINGTON       | 6/17/2025 0:00 |               | NB-95    | <73.73            | 25.78    | 37.2  | 73.73 | pCi/kg Wet |
| Fish           | LUDINGTON       | 6/17/2025 0:00 |               | ZN-65    | <105.3            | -116.3   | 75.76 | 105.3 | pCi/kg Wet |
| Fish           | LUDINGTON       | 6/17/2025 0:00 |               | ZR-95    | <131.9            | 25.67    | 69.03 | 131.9 | pCi/kg Wet |
| Fish           | PALISADES       | 6/17/2025 0:00 |               | BA-140   | <542.3            | -50.73   | 342.2 | 542.3 | pCi/kg Wet |
| Fish           | PALISADES       | 6/17/2025 0:00 |               | BA-140   | <498              | 128.6    | 287.9 | 498   | pCi/kg Wet |
| Fish           | PALISADES       | 6/17/2025 0:00 |               | BA-140   | <645.6            | 26.21    | 384.7 | 645.6 | pCi/kg Wet |
| Fish           | PALISADES       | 6/17/2025 0:00 |               | CO-58    | <64.95            | 23.77    | 36    | 64.95 | pCi/kg Wet |
| Fish           | PALISADES       | 6/17/2025 0:00 |               | CO-58    | <46.88            | -3.886   | 28.94 | 46.88 | pCi/kg Wet |
| Fish           | PALISADES       | 6/17/2025 0:00 |               | CO-58    | <53.59            | -25.24   | 35.63 | 53.59 | pCi/kg Wet |
| Fish           | PALISADES       | 6/17/2025 0:00 |               | CO-60    | <80.07            | 56.13    | 40.28 | 80.07 | pCi/kg Wet |
| Fish           | PALISADES       | 6/17/2025 0:00 |               | CO-60    | <73.6             | 47.31    | 37.15 | 73.6  | pCi/kg Wet |
| Fish           | PALISADES       | 6/17/2025 0:00 |               | CO-60    | <83               | 62.09    | 41.94 | 83    | pCi/kg Wet |
| Fish           | PALISADES       | 6/17/2025 0:00 |               | CS-134   | <43.22            | -10.13   | 28.01 | 43.22 | pCi/kg Wet |
| Fish           | PALISADES       | 6/17/2025 0:00 |               | CS-134   | <48.92            | -19.39   | 32.36 | 48.92 | pCi/kg Wet |
| Fish           | PALISADES       | 6/17/2025 0:00 |               | CS-134   | <58.76            | -10.71   | 36.41 | 58.76 | pCi/kg Wet |

## Attachment 5

## Page 45 of 63

## 2025 Palisades REMP Analytical Data

| Matrix | Station   | Start Date     | Stop Date | Analysis | Reportable Result | Activity | Error | MDC   | Units      |
|--------|-----------|----------------|-----------|----------|-------------------|----------|-------|-------|------------|
| Fish   | PALISADES | 6/17/2025 0:00 |           | CS-137   | <49.78            | -0.128   | 29.67 | 49.78 | pCi/kg Wet |
| Fish   | PALISADES | 6/17/2025 0:00 |           | CS-137   | <52.45            | 21.24    | 28.49 | 52.45 | pCi/kg Wet |
| Fish   | PALISADES | 6/17/2025 0:00 |           | CS-137   | <58.17            | 0.8447   | 35.41 | 58.17 | pCi/kg Wet |
| Fish   | PALISADES | 6/17/2025 0:00 |           | FE-59    | <135.2            | -26.48   | 84.8  | 135.2 | pCi/kg Wet |
| Fish   | PALISADES | 6/17/2025 0:00 |           | FE-59    | <132.2            | -15.78   | 84.7  | 132.2 | pCi/kg Wet |
| Fish   | PALISADES | 6/17/2025 0:00 |           | FE-59    | <144.2            | 72.87    | 76.17 | 144.2 | pCi/kg Wet |
| Fish   | PALISADES | 6/17/2025 0:00 |           | I-131    | <296.1            | -53.85   | 183   | 296.1 | pCi/kg Wet |
| Fish   | PALISADES | 6/17/2025 0:00 |           | I-131    | <286.5            | 28.71    | 168.1 | 286.5 | pCi/kg Wet |
| Fish   | PALISADES | 6/17/2025 0:00 |           | I-131    | <334.5            | 20.54    | 201.7 | 334.5 | pCi/kg Wet |
| Fish   | PALISADES | 6/17/2025 0:00 |           | K-40     | 1420              | 1420     | 704.8 | 272   | pCi/kg Wet |
| Fish   | PALISADES | 6/17/2025 0:00 |           | K-40     | 1548              | 1548     | 589.3 | 299.3 | pCi/kg Wet |
| Fish   | PALISADES | 6/17/2025 0:00 |           | K-40     | 2465              | 2465     | 777.2 | 441.3 | pCi/kg Wet |
| Fish   | PALISADES | 6/17/2025 0:00 |           | LA-140   | <163.1            | -51.43   | 115.4 | 163.1 | pCi/kg Wet |
| Fish   | PALISADES | 6/17/2025 0:00 |           | LA-140   | <155.8            | -107.4   | 123.8 | 155.8 | pCi/kg Wet |
| Fish   | PALISADES | 6/17/2025 0:00 |           | LA-140   | <185.4            | 59.73    | 98.02 | 185.4 | pCi/kg Wet |
| Fish   | PALISADES | 6/17/2025 0:00 |           | MN-54    | <56.71            | 22.82    | 31.27 | 56.71 | pCi/kg Wet |
| Fish   | PALISADES | 6/17/2025 0:00 |           | MN-54    | <54.53            | 9.676    | 31.65 | 54.53 | pCi/kg Wet |
| Fish   | PALISADES | 6/17/2025 0:00 |           | MN-54    | <55.48            | 4.968    | 32.63 | 55.48 | pCi/kg Wet |
| Fish   | PALISADES | 6/17/2025 0:00 |           | NB-95    | <70.12            | 22.64    | 39.48 | 70.12 | pCi/kg Wet |
| Fish   | PALISADES | 6/17/2025 0:00 |           | NB-95    | <62.04            | 39.21    | 31.75 | 62.04 | pCi/kg Wet |
| Fish   | PALISADES | 6/17/2025 0:00 |           | NB-95    | <61.07            | 4.969    | 37.05 | 61.07 | pCi/kg Wet |
| Fish   | PALISADES | 6/17/2025 0:00 |           | ZN-65    | <93.08            | -43.38   | 63.62 | 93.08 | pCi/kg Wet |
| Fish   | PALISADES | 6/17/2025 0:00 |           | ZN-65    | <83.29            | -18.75   | 56.01 | 83.29 | pCi/kg Wet |
| Fish   | PALISADES | 6/17/2025 0:00 |           | ZN-65    | <132.1            | -3.452   | 81.8  | 132.1 | pCi/kg Wet |
| Fish   | PALISADES | 6/17/2025 0:00 |           | ZR-95    | <98.76            | -17.41   | 62.1  | 98.76 | pCi/kg Wet |
| Fish   | PALISADES | 6/17/2025 0:00 |           | ZR-95    | <98.2             | 39.05    | 52.88 | 98.2  | pCi/kg Wet |

## Attachment 5

## Page 46 of 63

## 2025 Palisades REMP Analytical Data

| Matrix | Station   | Start Date     | Stop Date      | Analysis | Reportable Result | Activity | Error | MDC   | Units      |
|--------|-----------|----------------|----------------|----------|-------------------|----------|-------|-------|------------|
| Fish   | PALISADES | 6/17/2025 0:00 |                | ZR-95    | <109.5            | -13.43   | 69.52 | 109.5 | pCi/kg Wet |
| Fish   | LUDINGTON | 9/11/2025 0:00 | 9/11/2025 0:00 | BA-140   | <475.2            | -229.1   | 294.5 | 475.2 | pCi/kg Wet |
| Fish   | LUDINGTON | 9/11/2025 0:00 | 9/11/2025 0:00 | BA-140   | <405.2            | -6.039   | 251.7 | 405.2 | pCi/kg Wet |
| Fish   | LUDINGTON | 9/11/2025 0:00 | 9/11/2025 0:00 | CO-58    | <80.19            | 6.501    | 42.1  | 80.19 | pCi/kg Wet |
| Fish   | LUDINGTON | 9/11/2025 0:00 | 9/11/2025 0:00 | CO-58    | <55.16            | 12.58    | 30.16 | 55.16 | pCi/kg Wet |
| Fish   | LUDINGTON | 9/11/2025 0:00 | 9/11/2025 0:00 | CO-60    | <90.58            | 16.21    | 44.84 | 90.58 | pCi/kg Wet |
| Fish   | LUDINGTON | 9/11/2025 0:00 | 9/11/2025 0:00 | CO-60    | <46.29            | -9.967   | 31.8  | 46.29 | pCi/kg Wet |
| Fish   | LUDINGTON | 9/11/2025 0:00 | 9/11/2025 0:00 | CS-134   | <89.52            | 23.99    | 45.45 | 89.52 | pCi/kg Wet |
| Fish   | LUDINGTON | 9/11/2025 0:00 | 9/11/2025 0:00 | CS-134   | <72.56            | 4.245    | 43.12 | 72.56 | pCi/kg Wet |
| Fish   | LUDINGTON | 9/11/2025 0:00 | 9/11/2025 0:00 | CS-137   | <87.49            | -0.482   | 47.75 | 87.49 | pCi/kg Wet |
| Fish   | LUDINGTON | 9/11/2025 0:00 | 9/11/2025 0:00 | CS-137   | <70.06            | 34.4     | 35.94 | 70.06 | pCi/kg Wet |
| Fish   | LUDINGTON | 9/11/2025 0:00 | 9/11/2025 0:00 | FE-59    | <164.9            | 19.78    | 84.29 | 164.9 | pCi/kg Wet |
| Fish   | LUDINGTON | 9/11/2025 0:00 | 9/11/2025 0:00 | FE-59    | <139.9            | -31.78   | 90.55 | 139.9 | pCi/kg Wet |
| Fish   | LUDINGTON | 9/11/2025 0:00 | 9/11/2025 0:00 | I-131    | <241              | -65.58   | 141   | 241   | pCi/kg Wet |
| Fish   | LUDINGTON | 9/11/2025 0:00 | 9/11/2025 0:00 | I-131    | <201              | 82.94    | 108.5 | 201   | pCi/kg Wet |
| Fish   | LUDINGTON | 9/11/2025 0:00 | 9/11/2025 0:00 | K-40     | 2109              | 2109     | 806.7 | 646.2 | pCi/kg Wet |
| Fish   | LUDINGTON | 9/11/2025 0:00 | 9/11/2025 0:00 | K-40     | 1058              | 1058     | 905.8 | 647.6 | pCi/kg Wet |
| Fish   | LUDINGTON | 9/11/2025 0:00 | 9/11/2025 0:00 | LA-140   | <188              | 19.43    | 90.36 | 188   | pCi/kg Wet |
| Fish   | LUDINGTON | 9/11/2025 0:00 | 9/11/2025 0:00 | LA-140   | <204              | 91.01    | 99.43 | 204   | pCi/kg Wet |
| Fish   | LUDINGTON | 9/11/2025 0:00 | 9/11/2025 0:00 | MN-54    | <76.18            | 30.2     | 36.79 | 76.18 | pCi/kg Wet |
| Fish   | LUDINGTON | 9/11/2025 0:00 | 9/11/2025 0:00 | MN-54    | <56.45            | 4.226    | 33.37 | 56.45 | pCi/kg Wet |
| Fish   | LUDINGTON | 9/11/2025 0:00 | 9/11/2025 0:00 | NB-95    | <94.16            | 57       | 44.37 | 94.16 | pCi/kg Wet |
| Fish   | LUDINGTON | 9/11/2025 0:00 | 9/11/2025 0:00 | NB-95    | <66.64            | -8.332   | 41.8  | 66.64 | pCi/kg Wet |
| Fish   | LUDINGTON | 9/11/2025 0:00 | 9/11/2025 0:00 | ZN-65    | <165.9            | 72.18    | 76.42 | 165.9 | pCi/kg Wet |
| Fish   | LUDINGTON | 9/11/2025 0:00 | 9/11/2025 0:00 | ZN-65    | <123.4            | -37.39   | 82.4  | 123.4 | pCi/kg Wet |
| Fish   | LUDINGTON | 9/11/2025 0:00 | 9/11/2025 0:00 | ZR-95    | <157.4            | 75.51    | 75.37 | 157.4 | pCi/kg Wet |

## Attachment 5

## Page 47 of 63

## 2025 Palisades REMP Analytical Data

| Matrix | Station   | Start Date     | Stop Date      | Analysis | Reportable Result | Activity | Error | MDC   | Units      |
|--------|-----------|----------------|----------------|----------|-------------------|----------|-------|-------|------------|
| Fish   | LUDINGTON | 9/11/2025 0:00 | 9/11/2025 0:00 | ZR-95    | <116.9            | 3.224    | 69.78 | 116.9 | pCi/kg Wet |
| Fish   | PALISADES | 9/11/2025 0:00 | 9/11/2025 0:00 | BA-140   | <444.8            | -198.9   | 297.2 | 444.8 | pCi/kg Wet |
| Fish   | PALISADES | 9/11/2025 0:00 | 9/11/2025 0:00 | CO-58    | <55.01            | -42.05   | 41.52 | 55.01 | pCi/kg Wet |
| Fish   | PALISADES | 9/11/2025 0:00 | 9/11/2025 0:00 | CO-60    | <70.28            | 26.87    | 35.24 | 70.28 | pCi/kg Wet |
| Fish   | PALISADES | 9/11/2025 0:00 | 9/11/2025 0:00 | CS-134   | <77.83            | 19.63    | 43.15 | 77.83 | pCi/kg Wet |
| Fish   | PALISADES | 9/11/2025 0:00 | 9/11/2025 0:00 | CS-137   | <67.24            | 18.84    | 37.7  | 67.24 | pCi/kg Wet |
| Fish   | PALISADES | 9/11/2025 0:00 | 9/11/2025 0:00 | FE-59    | <162.5            | 13.48    | 96.91 | 162.5 | pCi/kg Wet |
| Fish   | PALISADES | 9/11/2025 0:00 | 9/11/2025 0:00 | I-131    | <191.7            | -58.85   | 124.8 | 191.7 | pCi/kg Wet |
| Fish   | PALISADES | 9/11/2025 0:00 | 9/11/2025 0:00 | K-40     | 2199              | 2199     | 871   | 758.7 | pCi/kg Wet |
| Fish   | PALISADES | 9/11/2025 0:00 | 9/11/2025 0:00 | LA-140   | <139.6            | -66.72   | 107.7 | 139.6 | pCi/kg Wet |
| Fish   | PALISADES | 9/11/2025 0:00 | 9/11/2025 0:00 | MN-54    | <71.97            | 19.36    | 39.88 | 71.97 | pCi/kg Wet |
| Fish   | PALISADES | 9/11/2025 0:00 | 9/11/2025 0:00 | NB-95    | <60.44            | -3.279   | 38.11 | 60.44 | pCi/kg Wet |
| Fish   | PALISADES | 9/11/2025 0:00 | 9/11/2025 0:00 | ZN-65    | <165              | -15.05   | 104.4 | 165   | pCi/kg Wet |
| Fish   | PALISADES | 9/11/2025 0:00 | 9/11/2025 0:00 | ZR-95    | <127.2            | 16.88    | 75.32 | 127.2 | pCi/kg Wet |
| Fish   | PALISADES | 9/12/2025 0:00 | 9/12/2025 0:00 | BA-140   | <447.3            | -117.5   | 297.3 | 447.3 | pCi/kg Wet |
| Fish   | PALISADES | 9/12/2025 0:00 | 9/12/2025 0:00 | BA-140   | <705.4            | 291.7    | 350.5 | 705.4 | pCi/kg Wet |
| Fish   | PALISADES | 9/12/2025 0:00 | 9/12/2025 0:00 | CO-58    | <55.85            | -27.31   | 40.51 | 55.85 | pCi/kg Wet |
| Fish   | PALISADES | 9/12/2025 0:00 | 9/12/2025 0:00 | CO-58    | <104.1            | 1.223    | 54.87 | 104.1 | pCi/kg Wet |
| Fish   | PALISADES | 9/12/2025 0:00 | 9/12/2025 0:00 | CO-60    | <91.51            | 32.16    | 47.95 | 91.51 | pCi/kg Wet |
| Fish   | PALISADES | 9/12/2025 0:00 | 9/12/2025 0:00 | CO-60    | <116.9            | 52.64    | 50.64 | 116.9 | pCi/kg Wet |
| Fish   | PALISADES | 9/12/2025 0:00 | 9/12/2025 0:00 | CS-134   | <68.61            | 15.01    | 38.1  | 68.61 | pCi/kg Wet |
| Fish   | PALISADES | 9/12/2025 0:00 | 9/12/2025 0:00 | CS-134   | <100.8            | 20.39    | 49.44 | 100.8 | pCi/kg Wet |
| Fish   | PALISADES | 9/12/2025 0:00 | 9/12/2025 0:00 | CS-137   | <74.37            | 7.262    | 43.09 | 74.37 | pCi/kg Wet |
| Fish   | PALISADES | 9/12/2025 0:00 | 9/12/2025 0:00 | CS-137   | <101.1            | 33.11    | 48.92 | 101.1 | pCi/kg Wet |
| Fish   | PALISADES | 9/12/2025 0:00 | 9/12/2025 0:00 | FE-59    | <208              | 154.5    | 94.27 | 208   | pCi/kg Wet |
| Fish   | PALISADES | 9/12/2025 0:00 | 9/12/2025 0:00 | FE-59    | <209.7            | -42.85   | 118.9 | 209.7 | pCi/kg Wet |

## Attachment 5

## Page 48 of 63

## 2025 Palisades REMP Analytical Data

| Matrix        | Station        | Start Date      | Stop Date      | Analysis | Reportable Result | Activity | Error | MDC   | Units      |
|---------------|----------------|-----------------|----------------|----------|-------------------|----------|-------|-------|------------|
| Fish          | PALISADES      | 9/12/2025 0:00  | 9/12/2025 0:00 | I-131    | <168.5            | 2.119    | 100.5 | 168.5 | pCi/kg Wet |
| Fish          | PALISADES      | 9/12/2025 0:00  | 9/12/2025 0:00 | I-131    | <269.6            | -74.61   | 156.4 | 269.6 | pCi/kg Wet |
| Fish          | PALISADES      | 9/12/2025 0:00  | 9/12/2025 0:00 | K-40     | 1678              | 1678     | 1003  | 541.2 | pCi/kg Wet |
| Fish          | PALISADES      | 9/12/2025 0:00  | 9/12/2025 0:00 | K-40     | 1958              | 1958     | 1081  | 871   | pCi/kg Wet |
| Fish          | PALISADES      | 9/12/2025 0:00  | 9/12/2025 0:00 | LA-140   | <102.6            | -68.62   | 92.7  | 102.6 | pCi/kg Wet |
| Fish          | PALISADES      | 9/12/2025 0:00  | 9/12/2025 0:00 | LA-140   | <166.6            | -28.2    | 85.83 | 166.6 | pCi/kg Wet |
| Fish          | PALISADES      | 9/12/2025 0:00  | 9/12/2025 0:00 | MN-54    | <73.51            | -28.85   | 49.82 | 73.51 | pCi/kg Wet |
| Fish          | PALISADES      | 9/12/2025 0:00  | 9/12/2025 0:00 | MN-54    | <92.47            | -7.916   | 50.14 | 92.47 | pCi/kg Wet |
| Fish          | PALISADES      | 9/12/2025 0:00  | 9/12/2025 0:00 | NB-95    | <75.46            | -16.92   | 48.59 | 75.46 | pCi/kg Wet |
| Fish          | PALISADES      | 9/12/2025 0:00  | 9/12/2025 0:00 | NB-95    | <99.53            | 0.3695   | 52.32 | 99.53 | pCi/kg Wet |
| Fish          | PALISADES      | 9/12/2025 0:00  | 9/12/2025 0:00 | ZN-65    | <167.4            | 20.01    | 95.87 | 167.4 | pCi/kg Wet |
| Fish          | PALISADES      | 9/12/2025 0:00  | 9/12/2025 0:00 | ZN-65    | <210.8            | -30.19   | 117.8 | 210.8 | pCi/kg Wet |
| Fish          | PALISADES      | 9/12/2025 0:00  | 9/12/2025 0:00 | ZR-95    | <130.1            | 31.19    | 72.09 | 130.1 | pCi/kg Wet |
| Fish          | PALISADES      | 9/12/2025 0:00  | 9/12/2025 0:00 | ZR-95    | <168.6            | -74.88   | 99.85 | 168.6 | pCi/kg Wet |
| Sediment/Silt | NORTH SEDIMENT | 6/12/2025 10:22 |                | BA-140   | <250.2            | -134.6   | 168.3 | 250.2 | pCi/kg Dry |
| Sediment/Silt | NORTH SEDIMENT | 6/12/2025 10:22 |                | CO-58    | <41.22            | -27.56   | 29.23 | 41.22 | pCi/kg Dry |
| Sediment/Silt | NORTH SEDIMENT | 6/12/2025 10:22 |                | CO-60    | <46.95            | -12.6    | 31.23 | 46.95 | pCi/kg Dry |
| Sediment/Silt | NORTH SEDIMENT | 6/12/2025 10:22 |                | CS-134   | <62.1             | 11.47    | 36.97 | 62.1  | pCi/kg Dry |
| Sediment/Silt | NORTH SEDIMENT | 6/12/2025 10:22 |                | CS-137   | <53.11            | 2.658    | 32.09 | 53.11 | pCi/kg Dry |
| Sediment/Silt | NORTH SEDIMENT | 6/12/2025 10:22 |                | FE-59    | <109.6            | -10.35   | 69.33 | 109.6 | pCi/kg Dry |
| Sediment/Silt | NORTH SEDIMENT | 6/12/2025 10:22 |                | I-131    | <98.12            | -23      | 62.84 | 98.12 | pCi/kg Dry |
| Sediment/Silt | NORTH SEDIMENT | 6/12/2025 10:22 |                | K-40     | 4631              | 4631     | 901.4 | 373.8 | pCi/kg Dry |
| Sediment/Silt | NORTH SEDIMENT | 6/12/2025 10:22 |                | LA-140   | <114.7            | -37.61   | 79.15 | 114.7 | pCi/kg Dry |
| Sediment/Silt | NORTH SEDIMENT | 6/12/2025 10:22 |                | MN-54    | <52.52            | 22.86    | 28.08 | 52.52 | pCi/kg Dry |
| Sediment/Silt | NORTH SEDIMENT | 6/12/2025 10:22 |                | NB-95    | <54.82            | 17.83    | 31.2  | 54.82 | pCi/kg Dry |
| Sediment/Silt | NORTH SEDIMENT | 6/12/2025 10:22 |                | TH-228   | 506.3             | 506.3    | 81.88 | 74.92 | pCi/kg Dry |

## Attachment 5

## Page 49 of 63

## 2025 Palisades REMP Analytical Data

| Matrix        | Station        | Start Date      | Stop Date | Analysis | Reportable Result | Activity | Error | MDC   | Units      |
|---------------|----------------|-----------------|-----------|----------|-------------------|----------|-------|-------|------------|
| Sediment/Silt | NORTH SEDIMENT | 6/12/2025 10:22 |           | TH-232   | 519.3             | 519.3    | 137.4 | 156.5 | pCi/kg Dry |
| Sediment/Silt | NORTH SEDIMENT | 6/12/2025 10:22 |           | ZN-65    | <107.9            | -167.8   | 93.27 | 107.9 | pCi/kg Dry |
| Sediment/Silt | NORTH SEDIMENT | 6/12/2025 10:22 |           | ZR-95    | <107.5            | 40.3     | 60.84 | 107.5 | pCi/kg Dry |
| Sediment/Silt | SOUTH SEDIMENT | 6/12/2025 11:10 |           | BA-140   | <334.6            | 8.113    | 205.8 | 334.6 | pCi/kg Dry |
| Sediment/Silt | SOUTH SEDIMENT | 6/12/2025 11:10 |           | CO-58    | <53.16            | -17.03   | 34.38 | 53.16 | pCi/kg Dry |
| Sediment/Silt | SOUTH SEDIMENT | 6/12/2025 11:10 |           | CO-60    | <65.25            | 31.42    | 33.71 | 65.25 | pCi/kg Dry |
| Sediment/Silt | SOUTH SEDIMENT | 6/12/2025 11:10 |           | CS-134   | <54.41            | 1.651    | 32.42 | 54.41 | pCi/kg Dry |
| Sediment/Silt | SOUTH SEDIMENT | 6/12/2025 11:10 |           | CS-137   | <57.67            | 2.943    | 34.12 | 57.67 | pCi/kg Dry |
| Sediment/Silt | SOUTH SEDIMENT | 6/12/2025 11:10 |           | FE-59    | <121.9            | -1.524   | 74.11 | 121.9 | pCi/kg Dry |
| Sediment/Silt | SOUTH SEDIMENT | 6/12/2025 11:10 |           | I-131    | <160              | -15.1    | 99.44 | 160   | pCi/kg Dry |
| Sediment/Silt | SOUTH SEDIMENT | 6/12/2025 11:10 |           | K-40     | 4673              | 4673     | 972.4 | 368.8 | pCi/kg Dry |
| Sediment/Silt | SOUTH SEDIMENT | 6/12/2025 11:10 |           | LA-140   | <116.8            | 46.11    | 60.07 | 116.8 | pCi/kg Dry |
| Sediment/Silt | SOUTH SEDIMENT | 6/12/2025 11:10 |           | MN-54    | <44.21            | -17.03   | 29.29 | 44.21 | pCi/kg Dry |
| Sediment/Silt | SOUTH SEDIMENT | 6/12/2025 11:10 |           | NB-95    | <65.48            | 27.91    | 35.9  | 65.48 | pCi/kg Dry |
| Sediment/Silt | SOUTH SEDIMENT | 6/12/2025 11:10 |           | ZN-65    | <114.7            | -91.47   | 83.8  | 114.7 | pCi/kg Dry |
| Sediment/Silt | SOUTH SEDIMENT | 6/12/2025 11:10 |           | ZR-95    | <104.2            | 39.88    | 57.08 | 104.2 | pCi/kg Dry |
| Sediment/Silt | NORTH SEDIMENT | 10/24/2025 0:00 |           | BA-140   | <751.4            | -273.7   | 454.5 | 751.4 | pCi/kg Dry |
| Sediment/Silt | NORTH SEDIMENT | 10/24/2025 0:00 |           | CO-58    | <95.9             | 20.58    | 48.84 | 95.9  | pCi/kg Dry |
| Sediment/Silt | NORTH SEDIMENT | 10/24/2025 0:00 |           | CO-60    | <102.4            | 46       | 48.29 | 102.4 | pCi/kg Dry |
| Sediment/Silt | NORTH SEDIMENT | 10/24/2025 0:00 |           | CS-134   | <69.75            | -29.47   | 41.24 | 69.75 | pCi/kg Dry |
| Sediment/Silt | NORTH SEDIMENT | 10/24/2025 0:00 |           | CS-137   | <81.76            | 12.52    | 42.36 | 81.76 | pCi/kg Dry |
| Sediment/Silt | NORTH SEDIMENT | 10/24/2025 0:00 |           | FE-59    | <209.9            | 8.763    | 111.6 | 209.9 | pCi/kg Dry |
| Sediment/Silt | NORTH SEDIMENT | 10/24/2025 0:00 |           | I-131    | <577.6            | 265      | 295   | 577.6 | pCi/kg Dry |
| Sediment/Silt | NORTH SEDIMENT | 10/24/2025 0:00 |           | K-40     | 3741              | 3741     | 1334  | 681.7 | pCi/kg Dry |
| Sediment/Silt | NORTH SEDIMENT | 10/24/2025 0:00 |           | LA-140   | <287.9            | -144.1   | 176.1 | 287.9 | pCi/kg Dry |
| Sediment/Silt | NORTH SEDIMENT | 10/24/2025 0:00 |           | MN-54    | <79.58            | 1.91     | 42.62 | 79.58 | pCi/kg Dry |

## Attachment 5

## Page 50 of 63

## 2025 Palisades REMP Analytical Data

| Matrix        | Station        | Start Date      | Stop Date     | Analysis   | Reportable Result | Activity | Error | MDC   | Units      |
|---------------|----------------|-----------------|---------------|------------|-------------------|----------|-------|-------|------------|
| Sediment/Silt | NORTH SEDIMENT | 10/24/2025 0:00 |               | NB-95      | <106.3            | 3.914    | 57.43 | 106.3 | pCi/kg Dry |
| Sediment/Silt | NORTH SEDIMENT | 10/24/2025 0:00 |               | TH-228     | 177.6             | 177.6    | 95.5  | 124.3 | pCi/kg Dry |
| Sediment/Silt | NORTH SEDIMENT | 10/24/2025 0:00 |               | ZN-65      | <176.9            | -165.8   | 120.7 | 176.9 | pCi/kg Dry |
| Sediment/Silt | NORTH SEDIMENT | 10/24/2025 0:00 |               | ZR-95      | <135.6            | -119.4   | 88.65 | 135.6 | pCi/kg Dry |
| Sediment/Silt | SOUTH SEDIMENT | 10/24/2025 0:00 |               | BA-140     | <931.1            | 337.7    | 466.8 | 931.1 | pCi/kg Dry |
| Sediment/Silt | SOUTH SEDIMENT | 10/24/2025 0:00 |               | CO-58      | <93.05            | -13.31   | 51.42 | 93.05 | pCi/kg Dry |
| Sediment/Silt | SOUTH SEDIMENT | 10/24/2025 0:00 |               | CO-60      | <78.52            | 32.06    | 31.87 | 78.52 | pCi/kg Dry |
| Sediment/Silt | SOUTH SEDIMENT | 10/24/2025 0:00 |               | CS-134     | <88.64            | 42.4     | 40.43 | 88.64 | pCi/kg Dry |
| Sediment/Silt | SOUTH SEDIMENT | 10/24/2025 0:00 |               | CS-137     | <80.96            | 14.25    | 41.02 | 80.96 | pCi/kg Dry |
| Sediment/Silt | SOUTH SEDIMENT | 10/24/2025 0:00 |               | FE-59      | <227.6            | 16.42    | 119.6 | 227.6 | pCi/kg Dry |
| Sediment/Silt | SOUTH SEDIMENT | 10/24/2025 0:00 |               | I-131      | <551.8            | -157.8   | 321.8 | 551.8 | pCi/kg Dry |
| Sediment/Silt | SOUTH SEDIMENT | 10/24/2025 0:00 |               | K-40       | 5627              | 5627     | 1159  | 550.4 | pCi/kg Dry |
| Sediment/Silt | SOUTH SEDIMENT | 10/24/2025 0:00 |               | LA-140     | <292.3            | 0.8131   | 142   | 292.3 | pCi/kg Dry |
| Sediment/Silt | SOUTH SEDIMENT | 10/24/2025 0:00 |               | MN-54      | <64.33            | -33.04   | 39.16 | 64.33 | pCi/kg Dry |
| Sediment/Silt | SOUTH SEDIMENT | 10/24/2025 0:00 |               | NB-95      | <87.34            | 0.0182   | 45.95 | 87.34 | pCi/kg Dry |
| Sediment/Silt | SOUTH SEDIMENT | 10/24/2025 0:00 |               | ZN-65      | <151.1            | -197.1   | 115   | 151.1 | pCi/kg Dry |
| Sediment/Silt | SOUTH SEDIMENT | 10/24/2025 0:00 |               | ZR-95      | <179.3            | 32.75    | 91.34 | 179.3 | pCi/kg Dry |
| Surface Water | LAKE IN        | 1/1/2025 0:00   | 2/1/2025 0:00 | BA-140     | <23.92            | 12.58    | 13.85 | 23.92 | pCi/L      |
| Surface Water | LAKE IN        | 1/1/2025 0:00   | 2/1/2025 0:00 | CO-58      | <2.114            | 0.3627   | 1.246 | 2.114 | pCi/L      |
| Surface Water | LAKE IN        | 1/1/2025 0:00   | 2/1/2025 0:00 | CO-60      | <1.914            | 1.078    | 1.088 | 1.914 | pCi/L      |
| Surface Water | LAKE IN        | 1/1/2025 0:00   | 2/1/2025 0:00 | CS-134     | <1.972            | -0.184   | 1.186 | 1.972 | pCi/L      |
| Surface Water | LAKE IN        | 1/1/2025 0:00   | 2/1/2025 0:00 | CS-137     | <1.833            | -0.637   | 1.149 | 1.833 | pCi/L      |
| Surface Water | LAKE IN        | 1/1/2025 0:00   | 2/1/2025 0:00 | FE-59      | <4.575            | -0.695   | 2.853 | 4.575 | pCi/L      |
| Surface Water | LAKE IN        | 1/1/2025 0:00   | 2/1/2025 0:00 | GR-B       | <3.22             | 0.943    | 1.91  | 3.22  | pCi/L      |
| Surface Water | LAKE IN        | 1/1/2025 0:00   | 2/1/2025 0:00 | H-3 (DIST) | <693              | -278     | 358   | 693   | pCi/L      |
| Surface Water | LAKE IN        | 1/1/2025 0:00   | 2/1/2025 0:00 | I-131      | <14.68            | 7.801    | 8.669 | 14.68 | pCi/L      |

## Annual Radiological Environmental Operating Report

## Attachment 5

## Page 51 of 63

## 2025 Palisades REMP Analytical Data

| Matrix        | Station           | Start Date    | Stop Date     | Analysis   | Reportable Result | Activity | Error  | MDC   | Units |
|---------------|-------------------|---------------|---------------|------------|-------------------|----------|--------|-------|-------|
| Surface Water | LAKE IN           | 1/1/2025 0:00 | 2/1/2025 0:00 | LA-140     | <7.437            | -3.68    | 4.865  | 7.437 | pCi/L |
| Surface Water | LAKE IN           | 1/1/2025 0:00 | 2/1/2025 0:00 | MN-54      | <1.739            | -0.166   | 1.051  | 1.739 | pCi/L |
| Surface Water | LAKE IN           | 1/1/2025 0:00 | 2/1/2025 0:00 | NB-95      | <2.279            | 1.392    | 1.339  | 2.279 | pCi/L |
| Surface Water | LAKE IN           | 1/1/2025 0:00 | 2/1/2025 0:00 | ZN-65      | <3.87             | -1.078   | 2.445  | 3.87  | pCi/L |
| Surface Water | LAKE IN           | 1/1/2025 0:00 | 2/1/2025 0:00 | ZR-95      | <3.807            | 0.8872   | 2.305  | 3.807 | pCi/L |
| Surface Water | LUDINGTON CONTROL | 1/1/2025 0:00 | 2/1/2025 0:00 | BA-140     | <22.76            | 15.49    | 12.83  | 22.76 | pCi/L |
| Surface Water | LUDINGTON CONTROL | 1/1/2025 0:00 | 2/1/2025 0:00 | CO-58      | <2.039            | -0.269   | 1.184  | 2.039 | pCi/L |
| Surface Water | LUDINGTON CONTROL | 1/1/2025 0:00 | 2/1/2025 0:00 | CO-60      | <1.828            | 0.227    | 1.065  | 1.828 | pCi/L |
| Surface Water | LUDINGTON CONTROL | 1/1/2025 0:00 | 2/1/2025 0:00 | CS-134     | <1.922            | 0.1524   | 1.098  | 1.922 | pCi/L |
| Surface Water | LUDINGTON CONTROL | 1/1/2025 0:00 | 2/1/2025 0:00 | CS-137     | <1.806            | 0.7201   | 1.045  | 1.806 | pCi/L |
| Surface Water | LUDINGTON CONTROL | 1/1/2025 0:00 | 2/1/2025 0:00 | FE-59      | <4.769            | 1.492    | 2.714  | 4.769 | pCi/L |
| Surface Water | LUDINGTON CONTROL | 1/1/2025 0:00 | 2/1/2025 0:00 | GR-B       | <1.52             | -0.58    | 0.872  | 1.52  | pCi/L |
| Surface Water | LUDINGTON CONTROL | 1/1/2025 0:00 | 2/1/2025 0:00 | H-3 (DIST) | <695              | -319     | 355    | 695   | pCi/L |
| Surface Water | LUDINGTON CONTROL | 1/1/2025 0:00 | 2/1/2025 0:00 | I-131      | <13.69            | -3.107   | 8.012  | 13.69 | pCi/L |
| Surface Water | LUDINGTON CONTROL | 1/1/2025 0:00 | 2/1/2025 0:00 | LA-140     | <7.09             | 0.2489   | 4.026  | 7.09  | pCi/L |
| Surface Water | LUDINGTON CONTROL | 1/1/2025 0:00 | 2/1/2025 0:00 | MN-54      | <1.714            | 0.123    | 0.9817 | 1.714 | pCi/L |
| Surface Water | LUDINGTON CONTROL | 1/1/2025 0:00 | 2/1/2025 0:00 | NB-95      | <2.024            | -0.152   | 1.221  | 2.024 | pCi/L |
| Surface Water | LUDINGTON CONTROL | 1/1/2025 0:00 | 2/1/2025 0:00 | RA-226     | 39.69             | 39.69    | 38.26  | 34.49 | pCi/L |
| Surface Water | LUDINGTON CONTROL | 1/1/2025 0:00 | 2/1/2025 0:00 | ZN-65      | <3.546            | -3.215   | 2.243  | 3.546 | pCi/L |
| Surface Water | LUDINGTON CONTROL | 1/1/2025 0:00 | 2/1/2025 0:00 | ZR-95      | <3.684            | 0.7255   | 2.173  | 3.684 | pCi/L |
| Surface Water | LAKE IN           | 2/1/2025 0:00 | 3/1/2025 0:00 | BA-140     | <20.7             | 5.222    | 12.56  | 20.7  | pCi/L |
| Surface Water | LAKE IN           | 2/1/2025 0:00 | 3/1/2025 0:00 | CO-58      | <1.842            | -0.885   | 1.167  | 1.842 | pCi/L |
| Surface Water | LAKE IN           | 2/1/2025 0:00 | 3/1/2025 0:00 | CO-60      | <1.927            | 1.247    | 1.088  | 1.927 | pCi/L |
| Surface Water | LAKE IN           | 2/1/2025 0:00 | 3/1/2025 0:00 | CS-134     | <1.925            | 0.1486   | 1.158  | 1.925 | pCi/L |
| Surface Water | LAKE IN           | 2/1/2025 0:00 | 3/1/2025 0:00 | CS-137     | <1.921            | 1.229    | 1.092  | 1.921 | pCi/L |
| Surface Water | LAKE IN           | 2/1/2025 0:00 | 3/1/2025 0:00 | FE-59      | <4.979            | 1.408    | 2.895  | 4.979 | pCi/L |

## Attachment 5

## Page 52 of 63

## 2025 Palisades REMP Analytical Data

| Matrix        | Station           | Start Date    | Stop Date     | Analysis   | Reportable Result | Activity | Error  | MDC   | Units |
|---------------|-------------------|---------------|---------------|------------|-------------------|----------|--------|-------|-------|
| Surface Water | LAKE IN           | 2/1/2025 0:00 | 3/1/2025 0:00 | GR-B       | 3.43              | 3.43     | 1.61   | 2.33  | pCi/L |
| Surface Water | LAKE IN           | 2/1/2025 0:00 | 3/1/2025 0:00 | H-3 (DIST) | <641              | -15.2    | 352    | 641   | pCi/L |
| Surface Water | LAKE IN           | 2/1/2025 0:00 | 3/1/2025 0:00 | I-131      | <11.28            | -0.97    | 6.785  | 11.28 | pCi/L |
| Surface Water | LAKE IN           | 2/1/2025 0:00 | 3/1/2025 0:00 | LA-140     | <7.489            | 0.9482   | 4.558  | 7.489 | pCi/L |
| Surface Water | LAKE IN           | 2/1/2025 0:00 | 3/1/2025 0:00 | MN-54      | <1.731            | -0.506   | 1.079  | 1.731 | pCi/L |
| Surface Water | LAKE IN           | 2/1/2025 0:00 | 3/1/2025 0:00 | NB-95      | <2.171            | 1.306    | 1.247  | 2.171 | pCi/L |
| Surface Water | LAKE IN           | 2/1/2025 0:00 | 3/1/2025 0:00 | ZN-65      | <3.553            | -2.798   | 2.283  | 3.553 | pCi/L |
| Surface Water | LAKE IN           | 2/1/2025 0:00 | 3/1/2025 0:00 | ZR-95      | <3.489            | -0.639   | 2.135  | 3.489 | pCi/L |
| Surface Water | LUDINGTON CONTROL | 2/1/2025 0:00 | 3/1/2025 0:00 | BA-140     | <20.22            | 6.908    | 11.68  | 20.22 | pCi/L |
| Surface Water | LUDINGTON CONTROL | 2/1/2025 0:00 | 3/1/2025 0:00 | CO-58      | <1.886            | -0.18    | 1.092  | 1.886 | pCi/L |
| Surface Water | LUDINGTON CONTROL | 2/1/2025 0:00 | 3/1/2025 0:00 | CO-60      | <1.741            | 0.7039   | 0.9847 | 1.741 | pCi/L |
| Surface Water | LUDINGTON CONTROL | 2/1/2025 0:00 | 3/1/2025 0:00 | CS-134     | <1.77             | 0.3158   | 1.003  | 1.77  | pCi/L |
| Surface Water | LUDINGTON CONTROL | 2/1/2025 0:00 | 3/1/2025 0:00 | CS-137     | <1.752            | 0.8061   | 1.012  | 1.752 | pCi/L |
| Surface Water | LUDINGTON CONTROL | 2/1/2025 0:00 | 3/1/2025 0:00 | FE-59      | <4.591            | 1.415    | 2.622  | 4.591 | pCi/L |
| Surface Water | LUDINGTON CONTROL | 2/1/2025 0:00 | 3/1/2025 0:00 | GR-B       | 2.81              | 2.81     | 1.54   | 2.3   | pCi/L |
| Surface Water | LUDINGTON CONTROL | 2/1/2025 0:00 | 3/1/2025 0:00 | H-3 (DIST) | <642              | 321      | 391    | 642   | pCi/L |
| Surface Water | LUDINGTON CONTROL | 2/1/2025 0:00 | 3/1/2025 0:00 | I-131      | <11.73            | 2.485    | 6.724  | 11.73 | pCi/L |
| Surface Water | LUDINGTON CONTROL | 2/1/2025 0:00 | 3/1/2025 0:00 | LA-140     | <6.477            | -0.018   | 3.706  | 6.477 | pCi/L |
| Surface Water | LUDINGTON CONTROL | 2/1/2025 0:00 | 3/1/2025 0:00 | MN-54      | <1.669            | 0.4664   | 0.9424 | 1.669 | pCi/L |
| Surface Water | LUDINGTON CONTROL | 2/1/2025 0:00 | 3/1/2025 0:00 | NB-95      | <2.115            | 0.3828   | 1.257  | 2.115 | pCi/L |
| Surface Water | LUDINGTON CONTROL | 2/1/2025 0:00 | 3/1/2025 0:00 | ZN-65      | <3.613            | -2.225   | 2.228  | 3.613 | pCi/L |
| Surface Water | LUDINGTON CONTROL | 2/1/2025 0:00 | 3/1/2025 0:00 | ZR-95      | <3.518            | -0.818   | 2.148  | 3.518 | pCi/L |
| Surface Water | LAKE IN           | 3/1/2025 0:00 | 4/1/2025 0:00 | BA-140     | <16.98            | -2.988   | 10.33  | 16.98 | pCi/L |
| Surface Water | LAKE IN           | 3/1/2025 0:00 | 4/1/2025 0:00 | CO-58      | <1.753            | -0.956   | 1.086  | 1.753 | pCi/L |
| Surface Water | LAKE IN           | 3/1/2025 0:00 | 4/1/2025 0:00 | CO-60      | <1.576            | 0.535    | 0.9096 | 1.576 | pCi/L |
| Surface Water | LAKE IN           | 3/1/2025 0:00 | 4/1/2025 0:00 | CS-134     | <1.625            | -0.254   | 1.023  | 1.625 | pCi/L |

## Annual Radiological Environmental Operating Report

Attachment 5

Page 53 of 63

## 2025 Palisades REMP Analytical Data

| Matrix        | Station           | Start Date    | Stop Date     | Analysis   | Reportable Result | Activity | Error  | MDC   | Units |
|---------------|-------------------|---------------|---------------|------------|-------------------|----------|--------|-------|-------|
| Surface Water | LAKE IN           | 3/1/2025 0:00 | 4/1/2025 0:00 | CS-137     | <1.514            | -0.556   | 0.9517 | 1.514 | pCi/L |
| Surface Water | LAKE IN           | 3/1/2025 0:00 | 4/1/2025 0:00 | FE-59      | <4.013            | 1.293    | 2.378  | 4.013 | pCi/L |
| Surface Water | LAKE IN           | 3/1/2025 0:00 | 4/1/2025 0:00 | GR-B       | <2.42             | 1.47     | 1.5    | 2.42  | pCi/L |
| Surface Water | LAKE IN           | 3/1/2025 0:00 | 4/1/2025 0:00 | H-3 (DIST) | <626              | 62.1     | 354    | 626   | pCi/L |
| Surface Water | LAKE IN           | 3/1/2025 0:00 | 4/1/2025 0:00 | I-131      | <10.13            | 0.6481   | 6.233  | 10.13 | pCi/L |
| Surface Water | LAKE IN           | 3/1/2025 0:00 | 4/1/2025 0:00 | LA-140     | <5.859            | 0.8865   | 3.5    | 5.859 | pCi/L |
| Surface Water | LAKE IN           | 3/1/2025 0:00 | 4/1/2025 0:00 | MN-54      | <1.577            | 0.7055   | 0.9088 | 1.577 | pCi/L |
| Surface Water | LAKE IN           | 3/1/2025 0:00 | 4/1/2025 0:00 | NB-95      | <1.865            | 0.2456   | 1.143  | 1.865 | pCi/L |
| Surface Water | LAKE IN           | 3/1/2025 0:00 | 4/1/2025 0:00 | ZN-65      | <2.95             | -2.338   | 1.943  | 2.95  | pCi/L |
| Surface Water | LAKE IN           | 3/1/2025 0:00 | 4/1/2025 0:00 | ZR-95      | <3.048            | -0.75    | 1.925  | 3.048 | pCi/L |
| Surface Water | LUDINGTON CONTROL | 3/1/2025 0:00 | 4/1/2025 0:00 | BA-140     | <21.91            | 3.251    | 12.77  | 21.91 | pCi/L |
| Surface Water | LUDINGTON CONTROL | 3/1/2025 0:00 | 4/1/2025 0:00 | CO-58      | <1.98             | -0.267   | 1.149  | 1.98  | pCi/L |
| Surface Water | LUDINGTON CONTROL | 3/1/2025 0:00 | 4/1/2025 0:00 | CO-60      | <1.713            | 0.273    | 0.9918 | 1.713 | pCi/L |
| Surface Water | LUDINGTON CONTROL | 3/1/2025 0:00 | 4/1/2025 0:00 | CS-134     | <1.83             | 0.418    | 1.033  | 1.83  | pCi/L |
| Surface Water | LUDINGTON CONTROL | 3/1/2025 0:00 | 4/1/2025 0:00 | CS-137     | <1.61             | -0.501   | 0.9792 | 1.61  | pCi/L |
| Surface Water | LUDINGTON CONTROL | 3/1/2025 0:00 | 4/1/2025 0:00 | FE-59      | <4.853            | 0.8653   | 2.801  | 4.853 | pCi/L |
| Surface Water | LUDINGTON CONTROL | 3/1/2025 0:00 | 4/1/2025 0:00 | GR-B       | <3.72             | 2.72     | 2.36   | 3.72  | pCi/L |
| Surface Water | LUDINGTON CONTROL | 3/1/2025 0:00 | 4/1/2025 0:00 | H-3 (DIST) | <608              | 169      | 354    | 608   | pCi/L |
| Surface Water | LUDINGTON CONTROL | 3/1/2025 0:00 | 4/1/2025 0:00 | I-131      | <14.35            | 5.073    | 8.155  | 14.35 | pCi/L |
| Surface Water | LUDINGTON CONTROL | 3/1/2025 0:00 | 4/1/2025 0:00 | LA-140     | <7.67             | -1.563   | 4.491  | 7.67  | pCi/L |
| Surface Water | LUDINGTON CONTROL | 3/1/2025 0:00 | 4/1/2025 0:00 | MN-54      | <1.767            | 0.2588   | 1.009  | 1.767 | pCi/L |
| Surface Water | LUDINGTON CONTROL | 3/1/2025 0:00 | 4/1/2025 0:00 | NB-95      | <2.003            | -0.051   | 1.204  | 2.003 | pCi/L |
| Surface Water | LUDINGTON CONTROL | 3/1/2025 0:00 | 4/1/2025 0:00 | ZN-65      | <3.566            | -1.569   | 2.167  | 3.566 | pCi/L |
| Surface Water | LUDINGTON CONTROL | 3/1/2025 0:00 | 4/1/2025 0:00 | ZR-95      | <3.383            | -0.91    | 2.068  | 3.383 | pCi/L |
| Surface Water | LAKE IN           | 4/1/2025 0:00 | 5/1/2025 0:00 | BA-140     | <27.87            | 8.251    | 16.33  | 27.87 | pCi/L |
| Surface Water | LAKE IN           | 4/1/2025 0:00 | 5/1/2025 0:00 | CO-58      | <2.191            | 0.477    | 1.28   | 2.191 | pCi/L |

## Attachment 5

## Page 54 of 63

## 2025 Palisades REMP Analytical Data

| Matrix        | Station           | Start Date    | Stop Date     | Analysis   | Reportable Result | Activity | Error | MDC   | Units |
|---------------|-------------------|---------------|---------------|------------|-------------------|----------|-------|-------|-------|
| Surface Water | LAKE IN           | 4/1/2025 0:00 | 5/1/2025 0:00 | CO-60      | <2.033            | 1.258    | 1.142 | 2.033 | pCi/L |
| Surface Water | LAKE IN           | 4/1/2025 0:00 | 5/1/2025 0:00 | CS-134     | <1.885            | 0.1571   | 1.164 | 1.885 | pCi/L |
| Surface Water | LAKE IN           | 4/1/2025 0:00 | 5/1/2025 0:00 | CS-137     | <1.703            | -0.201   | 1.051 | 1.703 | pCi/L |
| Surface Water | LAKE IN           | 4/1/2025 0:00 | 5/1/2025 0:00 | FE-59      | <5.792            | 2.627    | 3.406 | 5.792 | pCi/L |
| Surface Water | LAKE IN           | 4/1/2025 0:00 | 5/1/2025 0:00 | GR-B       | <2.56             | 2.1      | 1.69  | 2.56  | pCi/L |
| Surface Water | LAKE IN           | 4/1/2025 0:00 | 5/1/2025 0:00 | H-3 (DIST) | <626              | -30.4    | 340   | 626   | pCi/L |
| Surface Water | LAKE IN           | 4/1/2025 0:00 | 5/1/2025 0:00 | I-131      | <17.59            | -10.37   | 11.16 | 17.59 | pCi/L |
| Surface Water | LAKE IN           | 4/1/2025 0:00 | 5/1/2025 0:00 | K-40       | 31.18             | 31.18    | 26.28 | 16.8  | pCi/L |
| Surface Water | LAKE IN           | 4/1/2025 0:00 | 5/1/2025 0:00 | LA-140     | <9.595            | -4.801   | 6.283 | 9.595 | pCi/L |
| Surface Water | LAKE IN           | 4/1/2025 0:00 | 5/1/2025 0:00 | MN-54      | <1.823            | -0.038   | 1.091 | 1.823 | pCi/L |
| Surface Water | LAKE IN           | 4/1/2025 0:00 | 5/1/2025 0:00 | NB-95      | <2.137            | -0.089   | 1.33  | 2.137 | pCi/L |
| Surface Water | LAKE IN           | 4/1/2025 0:00 | 5/1/2025 0:00 | ZN-65      | <3.491            | -4.232   | 2.439 | 3.491 | pCi/L |
| Surface Water | LAKE IN           | 4/1/2025 0:00 | 5/1/2025 0:00 | ZR-95      | <3.827            | -0.006   | 2.37  | 3.827 | pCi/L |
| Surface Water | LUDINGTON CONTROL | 4/1/2025 0:00 | 5/1/2025 0:00 | BA-140     | <28.11            | 2.895    | 17.16 | 28.11 | pCi/L |
| Surface Water | LUDINGTON CONTROL | 4/1/2025 0:00 | 5/1/2025 0:00 | CO-58      | <2.217            | 0.3982   | 1.313 | 2.217 | pCi/L |
| Surface Water | LUDINGTON CONTROL | 4/1/2025 0:00 | 5/1/2025 0:00 | CO-60      | <1.981            | 0.7095   | 1.141 | 1.981 | pCi/L |
| Surface Water | LUDINGTON CONTROL | 4/1/2025 0:00 | 5/1/2025 0:00 | CS-134     | <2.02             | 0.2855   | 1.2   | 2.02  | pCi/L |
| Surface Water | LUDINGTON CONTROL | 4/1/2025 0:00 | 5/1/2025 0:00 | CS-137     | <1.881            | 0.0029   | 1.114 | 1.881 | pCi/L |
| Surface Water | LUDINGTON CONTROL | 4/1/2025 0:00 | 5/1/2025 0:00 | FE-59      | <4.906            | -0.903   | 3.105 | 4.906 | pCi/L |
| Surface Water | LUDINGTON CONTROL | 4/1/2025 0:00 | 5/1/2025 0:00 | GR-B       | 2.5               | 2.5      | 1.7   | 2.47  | pCi/L |
| Surface Water | LUDINGTON CONTROL | 4/1/2025 0:00 | 5/1/2025 0:00 | H-3 (DIST) | <615              | 0        | 338   | 615   | pCi/L |
| Surface Water | LUDINGTON CONTROL | 4/1/2025 0:00 | 5/1/2025 0:00 | I-131      | <18.76            | -5.53    | 11.41 | 18.76 | pCi/L |
| Surface Water | LUDINGTON CONTROL | 4/1/2025 0:00 | 5/1/2025 0:00 | LA-140     | <10.93            | 8.334    | 6.003 | 10.93 | pCi/L |
| Surface Water | LUDINGTON CONTROL | 4/1/2025 0:00 | 5/1/2025 0:00 | MN-54      | <1.753            | -0.87    | 1.11  | 1.753 | pCi/L |
| Surface Water | LUDINGTON CONTROL | 4/1/2025 0:00 | 5/1/2025 0:00 | NB-95      | <2.297            | 1.09     | 1.317 | 2.297 | pCi/L |
| Surface Water | LUDINGTON CONTROL | 4/1/2025 0:00 | 5/1/2025 0:00 | ZN-65      | <3.88             | 0.2878   | 2.385 | 3.88  | pCi/L |

## Annual Radiological Environmental Operating Report

## Attachment 5

## Page 55 of 63

## 2025 Palisades REMP Analytical Data

| Matrix        | Station           | Start Date    | Stop Date     | Analysis   | Reportable Result | Activity | Error | MDC   | Units |
|---------------|-------------------|---------------|---------------|------------|-------------------|----------|-------|-------|-------|
| Surface Water | LUDINGTON CONTROL | 4/1/2025 0:00 | 5/1/2025 0:00 | ZR-95      | <3.924            | -0.509   | 2.38  | 3.924 | pCi/L |
| Surface Water | LAKE IN           | 5/1/2025 0:00 | 6/1/2025 0:00 | BA-140     | <26.45            | 9.84     | 15.8  | 26.45 | pCi/L |
| Surface Water | LAKE IN           | 5/1/2025 0:00 | 6/1/2025 0:00 | CO-58      | <2.253            | 0.2983   | 1.34  | 2.253 | pCi/L |
| Surface Water | LAKE IN           | 5/1/2025 0:00 | 6/1/2025 0:00 | CO-60      | <2.177            | 0.9459   | 1.246 | 2.177 | pCi/L |
| Surface Water | LAKE IN           | 5/1/2025 0:00 | 6/1/2025 0:00 | CS-134     | <2.048            | 0.3979   | 1.21  | 2.048 | pCi/L |
| Surface Water | LAKE IN           | 5/1/2025 0:00 | 6/1/2025 0:00 | CS-137     | <2.056            | 1.493    | 1.148 | 2.056 | pCi/L |
| Surface Water | LAKE IN           | 5/1/2025 0:00 | 6/1/2025 0:00 | FE-59      | <5.48             | -0.254   | 3.411 | 5.48  | pCi/L |
| Surface Water | LAKE IN           | 5/1/2025 0:00 | 6/1/2025 0:00 | GR-B       | <3.69             | 1.12     | 2.19  | 3.69  | pCi/L |
| Surface Water | LAKE IN           | 5/1/2025 0:00 | 6/1/2025 0:00 | H-3 (DIST) | <640              | 81.1     | 362   | 640   | pCi/L |
| Surface Water | LAKE IN           | 5/1/2025 0:00 | 6/1/2025 0:00 | I-131      | <16.17            | -1.875   | 9.728 | 16.17 | pCi/L |
| Surface Water | LAKE IN           | 5/1/2025 0:00 | 6/1/2025 0:00 | LA-140     | <8.936            | 2.333    | 5.267 | 8.936 | pCi/L |
| Surface Water | LAKE IN           | 5/1/2025 0:00 | 6/1/2025 0:00 | MN-54      | <1.716            | -1.336   | 1.118 | 1.716 | pCi/L |
| Surface Water | LAKE IN           | 5/1/2025 0:00 | 6/1/2025 0:00 | NB-95      | <2.36             | 0.5452   | 1.386 | 2.36  | pCi/L |
| Surface Water | LAKE IN           | 5/1/2025 0:00 | 6/1/2025 0:00 | ZN-65      | <3.87             | -0.455   | 2.435 | 3.87  | pCi/L |
| Surface Water | LAKE IN           | 5/1/2025 0:00 | 6/1/2025 0:00 | ZR-95      | <3.963            | -1.493   | 2.457 | 3.963 | pCi/L |
| Surface Water | LUDINGTON CONTROL | 5/1/2025 0:00 | 6/1/2025 0:00 | BA-140     | <24.16            | 3.596    | 14.3  | 24.16 | pCi/L |
| Surface Water | LUDINGTON CONTROL | 5/1/2025 0:00 | 6/1/2025 0:00 | CO-58      | <2.247            | 0.5475   | 1.31  | 2.247 | pCi/L |
| Surface Water | LUDINGTON CONTROL | 5/1/2025 0:00 | 6/1/2025 0:00 | CO-60      | <2.137            | 1.428    | 1.193 | 2.137 | pCi/L |
| Surface Water | LUDINGTON CONTROL | 5/1/2025 0:00 | 6/1/2025 0:00 | CS-134     | <1.956            | 0.4712   | 1.188 | 1.956 | pCi/L |
| Surface Water | LUDINGTON CONTROL | 5/1/2025 0:00 | 6/1/2025 0:00 | CS-137     | <1.849            | 0.5372   | 1.101 | 1.849 | pCi/L |
| Surface Water | LUDINGTON CONTROL | 5/1/2025 0:00 | 6/1/2025 0:00 | FE-59      | <5.362            | -0.778   | 3.342 | 5.362 | pCi/L |
| Surface Water | LUDINGTON CONTROL | 5/1/2025 0:00 | 6/1/2025 0:00 | GR-B       | <3.54             | 0.0827   | 2.02  | 3.54  | pCi/L |
| Surface Water | LUDINGTON CONTROL | 5/1/2025 0:00 | 6/1/2025 0:00 | H-3 (DIST) | <650              | -189     | 334   | 650   | pCi/L |
| Surface Water | LUDINGTON CONTROL | 5/1/2025 0:00 | 6/1/2025 0:00 | I-131      | <15.75            | 0.2497   | 9.602 | 15.75 | pCi/L |
| Surface Water | LUDINGTON CONTROL | 5/1/2025 0:00 | 6/1/2025 0:00 | LA-140     | <9.139            | -1.043   | 5.701 | 9.139 | pCi/L |
| Surface Water | LUDINGTON CONTROL | 5/1/2025 0:00 | 6/1/2025 0:00 | MN-54      | <1.846            | 0.0077   | 1.103 | 1.846 | pCi/L |

## Attachment 5

## Page 56 of 63

## 2025 Palisades REMP Analytical Data

| Matrix        | Station           | Start Date    | Stop Date     | Analysis   | Reportable Result | Activity | Error  | MDC   | Units |
|---------------|-------------------|---------------|---------------|------------|-------------------|----------|--------|-------|-------|
| Surface Water | LUDINGTON CONTROL | 5/1/2025 0:00 | 6/1/2025 0:00 | NB-95      | <2.214            | 0.0238   | 1.371  | 2.214 | pCi/L |
| Surface Water | LUDINGTON CONTROL | 5/1/2025 0:00 | 6/1/2025 0:00 | ZN-65      | <3.918            | -4.095   | 2.677  | 3.918 | pCi/L |
| Surface Water | LUDINGTON CONTROL | 5/1/2025 0:00 | 6/1/2025 0:00 | ZR-95      | <3.98             | 1.626    | 2.369  | 3.98  | pCi/L |
| Surface Water | LAKE IN           | 6/1/2025 0:00 | 7/1/2025 0:00 | BA-140     | <21.67            | 1.786    | 12.91  | 21.67 | pCi/L |
| Surface Water | LAKE IN           | 6/1/2025 0:00 | 7/1/2025 0:00 | CO-58      | <1.869            | -0.42    | 1.105  | 1.869 | pCi/L |
| Surface Water | LAKE IN           | 6/1/2025 0:00 | 7/1/2025 0:00 | CO-60      | <1.765            | 1.334    | 0.9369 | 1.765 | pCi/L |
| Surface Water | LAKE IN           | 6/1/2025 0:00 | 7/1/2025 0:00 | CS-134     | <1.795            | -0.295   | 1.056  | 1.795 | pCi/L |
| Surface Water | LAKE IN           | 6/1/2025 0:00 | 7/1/2025 0:00 | CS-137     | <1.635            | 0.1666   | 0.9363 | 1.635 | pCi/L |
| Surface Water | LAKE IN           | 6/1/2025 0:00 | 7/1/2025 0:00 | FE-59      | <4.408            | 0.3964   | 2.58   | 4.408 | pCi/L |
| Surface Water | LAKE IN           | 6/1/2025 0:00 | 7/1/2025 0:00 | GR-B       | <3.77             | -1.82    | 2.03   | 3.77  | pCi/L |
| Surface Water | LAKE IN           | 6/1/2025 0:00 | 7/1/2025 0:00 | H-3 (DIST) | <633              | 127      | 364    | 633   | pCi/L |
| Surface Water | LAKE IN           | 6/1/2025 0:00 | 7/1/2025 0:00 | I-131      | <13.66            | -2.065   | 8.124  | 13.66 | pCi/L |
| Surface Water | LAKE IN           | 6/1/2025 0:00 | 7/1/2025 0:00 | LA-140     | <7.19             | 0.6833   | 4.09   | 7.19  | pCi/L |
| Surface Water | LAKE IN           | 6/1/2025 0:00 | 7/1/2025 0:00 | MN-54      | <1.578            | -0.123   | 0.9239 | 1.578 | pCi/L |
| Surface Water | LAKE IN           | 6/1/2025 0:00 | 7/1/2025 0:00 | NB-95      | <2.024            | 0.4278   | 1.158  | 2.024 | pCi/L |
| Surface Water | LAKE IN           | 6/1/2025 0:00 | 7/1/2025 0:00 | ZN-65      | <3.212            | -3.316   | 2.073  | 3.212 | pCi/L |
| Surface Water | LAKE IN           | 6/1/2025 0:00 | 7/1/2025 0:00 | ZR-95      | <3.55             | 0.1733   | 2.053  | 3.55  | pCi/L |
| Surface Water | LUDINGTON CONTROL | 6/1/2025 0:00 | 7/1/2025 0:00 | BA-140     | <25.14            | 3.845    | 14.93  | 25.14 | pCi/L |
| Surface Water | LUDINGTON CONTROL | 6/1/2025 0:00 | 7/1/2025 0:00 | CO-58      | <2.379            | 0.1487   | 1.415  | 2.379 | pCi/L |
| Surface Water | LUDINGTON CONTROL | 6/1/2025 0:00 | 7/1/2025 0:00 | CO-60      | <1.968            | 0.3173   | 1.17   | 1.968 | pCi/L |
| Surface Water | LUDINGTON CONTROL | 6/1/2025 0:00 | 7/1/2025 0:00 | CS-134     | <2.151            | 0.6726   | 1.253  | 2.151 | pCi/L |
| Surface Water | LUDINGTON CONTROL | 6/1/2025 0:00 | 7/1/2025 0:00 | CS-137     | <2.084            | 0.5303   | 1.249  | 2.084 | pCi/L |
| Surface Water | LUDINGTON CONTROL | 6/1/2025 0:00 | 7/1/2025 0:00 | FE-59      | <4.941            | -0.784   | 3.083  | 4.941 | pCi/L |
| Surface Water | LUDINGTON CONTROL | 6/1/2025 0:00 | 7/1/2025 0:00 | GR-B       | <3.8              | -1.68    | 2.06   | 3.8   | pCi/L |
| Surface Water | LUDINGTON CONTROL | 6/1/2025 0:00 | 7/1/2025 0:00 | H-3 (DIST) | <634              | -286     | 313    | 634   | pCi/L |
| Surface Water | LUDINGTON CONTROL | 6/1/2025 0:00 | 7/1/2025 0:00 | I-131      | <15.87            | -4.386   | 9.81   | 15.87 | pCi/L |

## Attachment 5

## Page 57 of 63

## 2025 Palisades REMP Analytical Data

| Matrix        | Station           | Start Date    | Stop Date     | Analysis   | Reportable Result | Activity | Error | MDC   | Units |
|---------------|-------------------|---------------|---------------|------------|-------------------|----------|-------|-------|-------|
| Surface Water | LUDINGTON CONTROL | 6/1/2025 0:00 | 7/1/2025 0:00 | LA-140     | <8.329            | -1.943   | 5.275 | 8.329 | pCi/L |
| Surface Water | LUDINGTON CONTROL | 6/1/2025 0:00 | 7/1/2025 0:00 | MN-54      | <1.865            | -0.24    | 1.13  | 1.865 | pCi/L |
| Surface Water | LUDINGTON CONTROL | 6/1/2025 0:00 | 7/1/2025 0:00 | NB-95      | <2.317            | -0.592   | 1.463 | 2.317 | pCi/L |
| Surface Water | LUDINGTON CONTROL | 6/1/2025 0:00 | 7/1/2025 0:00 | ZN-65      | <3.945            | -2.198   | 2.56  | 3.945 | pCi/L |
| Surface Water | LUDINGTON CONTROL | 6/1/2025 0:00 | 7/1/2025 0:00 | ZR-95      | <3.975            | 0.3692   | 2.436 | 3.975 | pCi/L |
| Surface Water | LAKE IN           | 7/1/2025 0:00 | 8/1/2025 0:00 | BA-140     | <30.43            | 0.0509   | 18.74 | 30.43 | pCi/L |
| Surface Water | LAKE IN           | 7/1/2025 0:00 | 8/1/2025 0:00 | CO-58      | <2.145            | -0.492   | 1.322 | 2.145 | pCi/L |
| Surface Water | LAKE IN           | 7/1/2025 0:00 | 8/1/2025 0:00 | CO-60      | <2                | 0.6825   | 1.156 | 2     | pCi/L |
| Surface Water | LAKE IN           | 7/1/2025 0:00 | 8/1/2025 0:00 | CS-134     | <2.025            | -0.204   | 1.23  | 2.025 | pCi/L |
| Surface Water | LAKE IN           | 7/1/2025 0:00 | 8/1/2025 0:00 | CS-137     | <1.896            | 0.9652   | 1.077 | 1.896 | pCi/L |
| Surface Water | LAKE IN           | 7/1/2025 0:00 | 8/1/2025 0:00 | FE-59      | <5.321            | 3.037    | 3.08  | 5.321 | pCi/L |
| Surface Water | LAKE IN           | 7/1/2025 0:00 | 8/1/2025 0:00 | GR-B       | <3.02             | 1.38     | 1.83  | 3.02  | pCi/L |
| Surface Water | LAKE IN           | 7/1/2025 0:00 | 8/1/2025 0:00 | H-3 (DIST) | <684              | 27.7     | 381   | 684   | pCi/L |
| Surface Water | LAKE IN           | 7/1/2025 0:00 | 8/1/2025 0:00 | I-131      | <22.37            | 2.145    | 13.28 | 22.37 | pCi/L |
| Surface Water | LAKE IN           | 7/1/2025 0:00 | 8/1/2025 0:00 | LA-140     | <11.31            | 2.877    | 6.696 | 11.31 | pCi/L |
| Surface Water | LAKE IN           | 7/1/2025 0:00 | 8/1/2025 0:00 | MN-54      | <1.75             | -1.234   | 1.128 | 1.75  | pCi/L |
| Surface Water | LAKE IN           | 7/1/2025 0:00 | 8/1/2025 0:00 | NB-95      | <2.31             | 0.0126   | 1.385 | 2.31  | pCi/L |
| Surface Water | LAKE IN           | 7/1/2025 0:00 | 8/1/2025 0:00 | ZN-65      | <3.983            | -3.792   | 2.726 | 3.983 | pCi/L |
| Surface Water | LAKE IN           | 7/1/2025 0:00 | 8/1/2025 0:00 | ZR-95      | <4.014            | -0.3     | 2.422 | 4.014 | pCi/L |
| Surface Water | LUDINGTON CONTROL | 7/1/2025 0:00 | 8/1/2025 0:00 | BA-140     | <31.54            | -1.255   | 18.97 | 31.54 | pCi/L |
| Surface Water | LUDINGTON CONTROL | 7/1/2025 0:00 | 8/1/2025 0:00 | CO-58      | <2.437            | 0.9454   | 1.414 | 2.437 | pCi/L |
| Surface Water | LUDINGTON CONTROL | 7/1/2025 0:00 | 8/1/2025 0:00 | CO-60      | <2.138            | 1.752    | 1.189 | 2.138 | pCi/L |
| Surface Water | LUDINGTON CONTROL | 7/1/2025 0:00 | 8/1/2025 0:00 | CS-134     | <2.248            | 1.309    | 1.285 | 2.248 | pCi/L |
| Surface Water | LUDINGTON CONTROL | 7/1/2025 0:00 | 8/1/2025 0:00 | CS-137     | <1.97             | 0.0511   | 1.2   | 1.97  | pCi/L |
| Surface Water | LUDINGTON CONTROL | 7/1/2025 0:00 | 8/1/2025 0:00 | FE-59      | <5.776            | 3.65     | 3.345 | 5.776 | pCi/L |
| Surface Water | LUDINGTON CONTROL | 7/1/2025 0:00 | 8/1/2025 0:00 | GR-B       | <3.21             | 1.39     | 1.94  | 3.21  | pCi/L |

## Attachment 5

## Page 58 of 63

## 2025 Palisades REMP Analytical Data

| Matrix        | Station           | Start Date    | Stop Date     | Analysis   | Reportable Result | Activity | Error | MDC   | Units |
|---------------|-------------------|---------------|---------------|------------|-------------------|----------|-------|-------|-------|
| Surface Water | LUDINGTON CONTROL | 7/1/2025 0:00 | 8/1/2025 0:00 | H-3 (DIST) | <685              | -99.3    | 366   | 685   | pCi/L |
| Surface Water | LUDINGTON CONTROL | 7/1/2025 0:00 | 8/1/2025 0:00 | I-131      | <22.55            | -3.735   | 13.85 | 22.55 | pCi/L |
| Surface Water | LUDINGTON CONTROL | 7/1/2025 0:00 | 8/1/2025 0:00 | LA-140     | <11.14            | 6.242    | 6.388 | 11.14 | pCi/L |
| Surface Water | LUDINGTON CONTROL | 7/1/2025 0:00 | 8/1/2025 0:00 | MN-54      | <1.871            | -0.261   | 1.134 | 1.871 | pCi/L |
| Surface Water | LUDINGTON CONTROL | 7/1/2025 0:00 | 8/1/2025 0:00 | NB-95      | <2.489            | 1.573    | 1.461 | 2.489 | pCi/L |
| Surface Water | LUDINGTON CONTROL | 7/1/2025 0:00 | 8/1/2025 0:00 | ZN-65      | <4.123            | -5.556   | 2.843 | 4.123 | pCi/L |
| Surface Water | LUDINGTON CONTROL | 7/1/2025 0:00 | 8/1/2025 0:00 | ZR-95      | <4.313            | 0.4898   | 2.639 | 4.313 | pCi/L |
| Surface Water | LAKE IN           | 8/1/2025 0:00 | 9/1/2025 0:00 | BA-140     | <37.19            | -8.057   | 22.61 | 37.19 | pCi/L |
| Surface Water | LAKE IN           | 8/1/2025 0:00 | 9/1/2025 0:00 | CO-58      | <2.452            | -0.64    | 1.446 | 2.452 | pCi/L |
| Surface Water | LAKE IN           | 8/1/2025 0:00 | 9/1/2025 0:00 | CO-60      | <2.336            | 2.179    | 1.257 | 2.336 | pCi/L |
| Surface Water | LAKE IN           | 8/1/2025 0:00 | 9/1/2025 0:00 | CS-134     | <2.165            | 0.0384   | 1.249 | 2.165 | pCi/L |
| Surface Water | LAKE IN           | 8/1/2025 0:00 | 9/1/2025 0:00 | CS-137     | <2.055            | -0.156   | 1.184 | 2.055 | pCi/L |
| Surface Water | LAKE IN           | 8/1/2025 0:00 | 9/1/2025 0:00 | FE-59      | <5.865            | 1.001    | 3.388 | 5.865 | pCi/L |
| Surface Water | LAKE IN           | 8/1/2025 0:00 | 9/1/2025 0:00 | H-3 (DIST) | <576              | 101      | 328   | 576   | pCi/L |
| Surface Water | LAKE IN           | 8/1/2025 0:00 | 9/1/2025 0:00 | I-131      | <31.93            | 2.246    | 18.74 | 31.93 | pCi/L |
| Surface Water | LAKE IN           | 8/1/2025 0:00 | 9/1/2025 0:00 | K-40       | 40.7              | 40.7     | 31.33 | 18.16 | pCi/L |
| Surface Water | LAKE IN           | 8/1/2025 0:00 | 9/1/2025 0:00 | LA-140     | <12.66            | 1.192    | 7.136 | 12.66 | pCi/L |
| Surface Water | LAKE IN           | 8/1/2025 0:00 | 9/1/2025 0:00 | MN-54      | <1.905            | -0.852   | 1.142 | 1.905 | pCi/L |
| Surface Water | LAKE IN           | 8/1/2025 0:00 | 9/1/2025 0:00 | NB-95      | <2.581            | 0.3336   | 1.475 | 2.581 | pCi/L |
| Surface Water | LAKE IN           | 8/1/2025 0:00 | 9/1/2025 0:00 | ZN-65      | <4.206            | -4.79    | 2.737 | 4.206 | pCi/L |
| Surface Water | LAKE IN           | 8/1/2025 0:00 | 9/1/2025 0:00 | ZR-95      | <4.218            | -1.148   | 2.477 | 4.218 | pCi/L |
| Surface Water | LUDINGTON CONTROL | 8/1/2025 0:00 | 9/1/2025 0:00 | BA-140     | <39.2             | 9.367    | 23.92 | 39.2  | pCi/L |
| Surface Water | LUDINGTON CONTROL | 8/1/2025 0:00 | 9/1/2025 0:00 | CO-58      | <2.522            | -0.045   | 1.517 | 2.522 | pCi/L |
| Surface Water | LUDINGTON CONTROL | 8/1/2025 0:00 | 9/1/2025 0:00 | CO-60      | <2.121            | 0.8285   | 1.249 | 2.121 | pCi/L |
| Surface Water | LUDINGTON CONTROL | 8/1/2025 0:00 | 9/1/2025 0:00 | CS-134     | <2.268            | 0.5088   | 1.343 | 2.268 | pCi/L |
| Surface Water | LUDINGTON CONTROL | 8/1/2025 0:00 | 9/1/2025 0:00 | CS-137     | <2.059            | -0.158   | 1.236 | 2.059 | pCi/L |

## Attachment 5

## Page 59 of 63

## 2025 Palisades REMP Analytical Data

| Matrix        | Station           | Start Date    | Stop Date      | Analysis   | Reportable Result | Activity | Error | MDC   | Units |
|---------------|-------------------|---------------|----------------|------------|-------------------|----------|-------|-------|-------|
| Surface Water | LUDINGTON CONTROL | 8/1/2025 0:00 | 9/1/2025 0:00  | FE-59      | <5.988            | 2.809    | 3.501 | 5.988 | pCi/L |
| Surface Water | LUDINGTON CONTROL | 8/1/2025 0:00 | 9/1/2025 0:00  | H-3 (DIST) | <576              | 64.6     | 323   | 576   | pCi/L |
| Surface Water | LUDINGTON CONTROL | 8/1/2025 0:00 | 9/1/2025 0:00  | I-131      | <33.32            | -17.72   | 20.88 | 33.32 | pCi/L |
| Surface Water | LUDINGTON CONTROL | 8/1/2025 0:00 | 9/1/2025 0:00  | LA-140     | <11.56            | 1.29     | 7.002 | 11.56 | pCi/L |
| Surface Water | LUDINGTON CONTROL | 8/1/2025 0:00 | 9/1/2025 0:00  | MN-54      | <2.073            | 0.6016   | 1.224 | 2.073 | pCi/L |
| Surface Water | LUDINGTON CONTROL | 8/1/2025 0:00 | 9/1/2025 0:00  | NB-95      | <2.806            | 1.841    | 1.621 | 2.806 | pCi/L |
| Surface Water | LUDINGTON CONTROL | 8/1/2025 0:00 | 9/1/2025 0:00  | ZN-65      | <4.304            | -4.144   | 2.791 | 4.304 | pCi/L |
| Surface Water | LUDINGTON CONTROL | 8/1/2025 0:00 | 9/1/2025 0:00  | ZR-95      | <4.688            | -0.493   | 2.829 | 4.688 | pCi/L |
| Surface Water | LAKE IN           | 9/1/2025 0:00 | 10/1/2025 0:00 | BA-140     | <28.77            | 4.702    | 17.48 | 28.77 | pCi/L |
| Surface Water | LAKE IN           | 9/1/2025 0:00 | 10/1/2025 0:00 | CO-58      | <2.076            | -0.709   | 1.295 | 2.076 | pCi/L |
| Surface Water | LAKE IN           | 9/1/2025 0:00 | 10/1/2025 0:00 | CO-60      | <2.154            | 1.545    | 1.19  | 2.154 | pCi/L |
| Surface Water | LAKE IN           | 9/1/2025 0:00 | 10/1/2025 0:00 | CS-134     | <2.092            | -0.067   | 1.263 | 2.092 | pCi/L |
| Surface Water | LAKE IN           | 9/1/2025 0:00 | 10/1/2025 0:00 | CS-137     | <1.758            | -1.116   | 1.099 | 1.758 | pCi/L |
| Surface Water | LAKE IN           | 9/1/2025 0:00 | 10/1/2025 0:00 | FE-59      | <4.948            | -0.625   | 3.111 | 4.948 | pCi/L |
| Surface Water | LAKE IN           | 9/1/2025 0:00 | 10/1/2025 0:00 | H-3 (DIST) | <656              | 41.4     | 366   | 656   | pCi/L |
| Surface Water | LAKE IN           | 9/1/2025 0:00 | 10/1/2025 0:00 | I-131      | <19.82            | -1.392   | 11.89 | 19.82 | pCi/L |
| Surface Water | LAKE IN           | 9/1/2025 0:00 | 10/1/2025 0:00 | LA-140     | <9.893            | -2.775   | 6.301 | 9.893 | pCi/L |
| Surface Water | LAKE IN           | 9/1/2025 0:00 | 10/1/2025 0:00 | MN-54      | <1.856            | -0.168   | 1.131 | 1.856 | pCi/L |
| Surface Water | LAKE IN           | 9/1/2025 0:00 | 10/1/2025 0:00 | NB-95      | <2.249            | -0.093   | 1.354 | 2.249 | pCi/L |
| Surface Water | LAKE IN           | 9/1/2025 0:00 | 10/1/2025 0:00 | ZN-65      | <3.989            | 0.5937   | 2.431 | 3.989 | pCi/L |
| Surface Water | LAKE IN           | 9/1/2025 0:00 | 10/1/2025 0:00 | ZR-95      | <4.263            | 1.995    | 2.448 | 4.263 | pCi/L |
| Surface Water | LUDINGTON CONTROL | 9/1/2025 0:00 | 10/1/2025 0:00 | BA-140     | <25.81            | -2.391   | 15.53 | 25.81 | pCi/L |
| Surface Water | LUDINGTON CONTROL | 9/1/2025 0:00 | 10/1/2025 0:00 | CO-58      | <2.088            | 0.3604   | 1.198 | 2.088 | pCi/L |
| Surface Water | LUDINGTON CONTROL | 9/1/2025 0:00 | 10/1/2025 0:00 | CO-60      | <1.843            | 0.6711   | 1.019 | 1.843 | pCi/L |
| Surface Water | LUDINGTON CONTROL | 9/1/2025 0:00 | 10/1/2025 0:00 | CS-134     | <1.894            | -0.503   | 1.122 | 1.894 | pCi/L |
| Surface Water | LUDINGTON CONTROL | 9/1/2025 0:00 | 10/1/2025 0:00 | CS-137     | <1.764            | 0.4688   | 1     | 1.764 | pCi/L |

## Attachment 5

## Page 60 of 63

## 2025 Palisades REMP Analytical Data

| Matrix        | Station           | Start Date     | Stop Date      | Analysis   | Reportable Result | Activity | Error  | MDC   | Units |
|---------------|-------------------|----------------|----------------|------------|-------------------|----------|--------|-------|-------|
| Surface Water | LUDINGTON CONTROL | 9/1/2025 0:00  | 10/1/2025 0:00 | FE-59      | <5.215            | 1.098    | 3.031  | 5.215 | pCi/L |
| Surface Water | LUDINGTON CONTROL | 9/1/2025 0:00  | 10/1/2025 0:00 | H-3 (DIST) | <643              | -13.5    | 352    | 643   | pCi/L |
| Surface Water | LUDINGTON CONTROL | 9/1/2025 0:00  | 10/1/2025 0:00 | I-131      | <19.2             | -9.655   | 11.61  | 19.2  | pCi/L |
| Surface Water | LUDINGTON CONTROL | 9/1/2025 0:00  | 10/1/2025 0:00 | LA-140     | <9.053            | 3.345    | 4.989  | 9.053 | pCi/L |
| Surface Water | LUDINGTON CONTROL | 9/1/2025 0:00  | 10/1/2025 0:00 | MN-54      | <1.611            | -1.646   | 1.011  | 1.611 | pCi/L |
| Surface Water | LUDINGTON CONTROL | 9/1/2025 0:00  | 10/1/2025 0:00 | NB-95      | <2.251            | 0.976    | 1.27   | 2.251 | pCi/L |
| Surface Water | LUDINGTON CONTROL | 9/1/2025 0:00  | 10/1/2025 0:00 | ZN-65      | <3.674            | -2.259   | 2.286  | 3.674 | pCi/L |
| Surface Water | LUDINGTON CONTROL | 9/1/2025 0:00  | 10/1/2025 0:00 | ZR-95      | <3.732            | -0.557   | 2.186  | 3.732 | pCi/L |
| Surface Water | LAKE IN           | 10/1/2025 0:00 | 11/1/2025 0:00 | BA-140     | <26.28            | -0.095   | 15.63  | 26.28 | pCi/L |
| Surface Water | LAKE IN           | 10/1/2025 0:00 | 11/1/2025 0:00 | CO-58      | <2.358            | -0.199   | 1.445  | 2.358 | pCi/L |
| Surface Water | LAKE IN           | 10/1/2025 0:00 | 11/1/2025 0:00 | CO-60      | <1.994            | -0.252   | 1.214  | 1.994 | pCi/L |
| Surface Water | LAKE IN           | 10/1/2025 0:00 | 11/1/2025 0:00 | CS-134     | <2.118            | -0.142   | 1.294  | 2.118 | pCi/L |
| Surface Water | LAKE IN           | 10/1/2025 0:00 | 11/1/2025 0:00 | CS-137     | <1.962            | -1.477   | 1.241  | 1.962 | pCi/L |
| Surface Water | LAKE IN           | 10/1/2025 0:00 | 11/1/2025 0:00 | FE-59      | <5.457            | 1.623    | 3.294  | 5.457 | pCi/L |
| Surface Water | LAKE IN           | 10/1/2025 0:00 | 11/1/2025 0:00 | H-3 (DIST) | <648              | -235     | 323    | 648   | pCi/L |
| Surface Water | LAKE IN           | 10/1/2025 0:00 | 11/1/2025 0:00 | I-131      | <17.32            | 3.472    | 10.56  | 17.32 | pCi/L |
| Surface Water | LAKE IN           | 10/1/2025 0:00 | 11/1/2025 0:00 | LA-140     | <6.98             | -3.351   | 4.536  | 6.98  | pCi/L |
| Surface Water | LAKE IN           | 10/1/2025 0:00 | 11/1/2025 0:00 | MN-54      | <1.961            | -0.337   | 1.212  | 1.961 | pCi/L |
| Surface Water | LAKE IN           | 10/1/2025 0:00 | 11/1/2025 0:00 | NB-95      | <2.462            | 0.8916   | 1.454  | 2.462 | pCi/L |
| Surface Water | LAKE IN           | 10/1/2025 0:00 | 11/1/2025 0:00 | ZN-65      | <4.179            | -3.145   | 3.28   | 4.179 | pCi/L |
| Surface Water | LAKE IN           | 10/1/2025 0:00 | 11/1/2025 0:00 | ZR-95      | <4.303            | 0.6777   | 2.578  | 4.303 | pCi/L |
| Surface Water | LUDINGTON CONTROL | 10/1/2025 0:00 | 11/1/2025 0:00 | BA-140     | <20.14            | 10.06    | 12.16  | 20.14 | pCi/L |
| Surface Water | LUDINGTON CONTROL | 10/1/2025 0:00 | 11/1/2025 0:00 | CO-58      | <1.75             | 0.1349   | 1.061  | 1.75  | pCi/L |
| Surface Water | LUDINGTON CONTROL | 10/1/2025 0:00 | 11/1/2025 0:00 | CO-60      | <1.716            | -0.202   | 1.184  | 1.716 | pCi/L |
| Surface Water | LUDINGTON CONTROL | 10/1/2025 0:00 | 11/1/2025 0:00 | CS-134     | <1.606            | 0.3848   | 0.9604 | 1.606 | pCi/L |
| Surface Water | LUDINGTON CONTROL | 10/1/2025 0:00 | 11/1/2025 0:00 | CS-137     | <1.515            | -0.124   | 0.9163 | 1.515 | pCi/L |

## Attachment 5

## Page 61 of 63

## 2025 Palisades REMP Analytical Data

| Matrix        | Station           | Start Date     | Stop Date      | Analysis   | Reportable Result | Activity | Error  | MDC   | Units |
|---------------|-------------------|----------------|----------------|------------|-------------------|----------|--------|-------|-------|
| Surface Water | LUDINGTON CONTROL | 10/1/2025 0:00 | 11/1/2025 0:00 | FE-59      | <4.23             | 2.119    | 2.436  | 4.23  | pCi/L |
| Surface Water | LUDINGTON CONTROL | 10/1/2025 0:00 | 11/1/2025 0:00 | H-3 (DIST) | <642              | -29.9    | 348    | 642   | pCi/L |
| Surface Water | LUDINGTON CONTROL | 10/1/2025 0:00 | 11/1/2025 0:00 | I-131      | <13.55            | -0.798   | 8.274  | 13.55 | pCi/L |
| Surface Water | LUDINGTON CONTROL | 10/1/2025 0:00 | 11/1/2025 0:00 | LA-140     | <5.798            | -1.421   | 3.662  | 5.798 | pCi/L |
| Surface Water | LUDINGTON CONTROL | 10/1/2025 0:00 | 11/1/2025 0:00 | MN-54      | <1.488            | -0.398   | 0.9248 | 1.488 | pCi/L |
| Surface Water | LUDINGTON CONTROL | 10/1/2025 0:00 | 11/1/2025 0:00 | NB-95      | <1.796            | -0.142   | 1.096  | 1.796 | pCi/L |
| Surface Water | LUDINGTON CONTROL | 10/1/2025 0:00 | 11/1/2025 0:00 | ZN-65      | <3.071            | -3.194   | 1.99   | 3.071 | pCi/L |
| Surface Water | LUDINGTON CONTROL | 10/1/2025 0:00 | 11/1/2025 0:00 | ZR-95      | <3.133            | -1.006   | 1.942  | 3.133 | pCi/L |
| Surface Water | LAKE IN           | 11/1/2025 0:00 | 12/1/2025 0:00 | BA-140     | <35.89            | -2.649   | 21.6   | 35.89 | pCi/L |
| Surface Water | LAKE IN           | 11/1/2025 0:00 | 12/1/2025 0:00 | CO-58      | <2.328            | -1.07    | 1.477  | 2.328 | pCi/L |
| Surface Water | LAKE IN           | 11/1/2025 0:00 | 12/1/2025 0:00 | CO-60      | <2.129            | 0.7595   | 1.235  | 2.129 | pCi/L |
| Surface Water | LAKE IN           | 11/1/2025 0:00 | 12/1/2025 0:00 | CS-134     | <2.137            | -0.014   | 1.307  | 2.137 | pCi/L |
| Surface Water | LAKE IN           | 11/1/2025 0:00 | 12/1/2025 0:00 | CS-137     | <2.027            | -0.065   | 1.23   | 2.027 | pCi/L |
| Surface Water | LAKE IN           | 11/1/2025 0:00 | 12/1/2025 0:00 | FE-59      | <5.579            | -3.434   | 3.494  | 5.579 | pCi/L |
| Surface Water | LAKE IN           | 11/1/2025 0:00 | 12/1/2025 0:00 | H-3 (DIST) | <601              | -113     | 316    | 601   | pCi/L |
| Surface Water | LAKE IN           | 11/1/2025 0:00 | 12/1/2025 0:00 | I-131      | <28.11            | 1.043    | 17.48  | 28.11 | pCi/L |
| Surface Water | LAKE IN           | 11/1/2025 0:00 | 12/1/2025 0:00 | LA-140     | <10.56            | -1.217   | 6.52   | 10.56 | pCi/L |
| Surface Water | LAKE IN           | 11/1/2025 0:00 | 12/1/2025 0:00 | MN-54      | <2.033            | 0.0879   | 1.242  | 2.033 | pCi/L |
| Surface Water | LAKE IN           | 11/1/2025 0:00 | 12/1/2025 0:00 | NB-95      | <2.833            | 2.529    | 1.624  | 2.833 | pCi/L |
| Surface Water | LAKE IN           | 11/1/2025 0:00 | 12/1/2025 0:00 | ZN-65      | <4.507            | 2.558    | 2.918  | 4.507 | pCi/L |
| Surface Water | LAKE IN           | 11/1/2025 0:00 | 12/1/2025 0:00 | ZR-95      | <4.472            | 1.546    | 2.655  | 4.472 | pCi/L |
| Surface Water | LUDINGTON CONTROL | 11/1/2025 0:00 | 12/1/2025 0:00 | BA-140     | <25.63            | -1.104   | 15.71  | 25.63 | pCi/L |
| Surface Water | LUDINGTON CONTROL | 11/1/2025 0:00 | 12/1/2025 0:00 | CO-58      | <1.734            | 0.2663   | 1.021  | 1.734 | pCi/L |
| Surface Water | LUDINGTON CONTROL | 11/1/2025 0:00 | 12/1/2025 0:00 | CO-60      | <1.603            | 0.4594   | 0.9247 | 1.603 | pCi/L |
| Surface Water | LUDINGTON CONTROL | 11/1/2025 0:00 | 12/1/2025 0:00 | CS-134     | <1.678            | 0.8387   | 0.9609 | 1.678 | pCi/L |
| Surface Water | LUDINGTON CONTROL | 11/1/2025 0:00 | 12/1/2025 0:00 | CS-137     | <1.462            | -0.092   | 0.9127 | 1.462 | pCi/L |

## Attachment 5

## Page 62 of 63

## 2025 Palisades REMP Analytical Data

| Matrix        | Station           | Start Date     | Stop Date      | Analysis   | Reportable Result | Activity | Error  | MDC   | Units |
|---------------|-------------------|----------------|----------------|------------|-------------------|----------|--------|-------|-------|
| Surface Water | LUDINGTON CONTROL | 11/1/2025 0:00 | 12/1/2025 0:00 | FE-59      | <4.234            | 1.088    | 2.523  | 4.234 | pCi/L |
| Surface Water | LUDINGTON CONTROL | 11/1/2025 0:00 | 12/1/2025 0:00 | H-3 (DIST) | <598              | 54.3     | 336    | 598   | pCi/L |
| Surface Water | LUDINGTON CONTROL | 11/1/2025 0:00 | 12/1/2025 0:00 | I-131      | <19.07            | -4.029   | 11.48  | 19.07 | pCi/L |
| Surface Water | LUDINGTON CONTROL | 11/1/2025 0:00 | 12/1/2025 0:00 | LA-140     | <7.818            | 1.789    | 4.572  | 7.818 | pCi/L |
| Surface Water | LUDINGTON CONTROL | 11/1/2025 0:00 | 12/1/2025 0:00 | MN-54      | <1.457            | -0.079   | 0.8754 | 1.457 | pCi/L |
| Surface Water | LUDINGTON CONTROL | 11/1/2025 0:00 | 12/1/2025 0:00 | NB-95      | <1.833            | 0.874    | 1.047  | 1.833 | pCi/L |
| Surface Water | LUDINGTON CONTROL | 11/1/2025 0:00 | 12/1/2025 0:00 | ZN-65      | <3.068            | -3.772   | 2.104  | 3.068 | pCi/L |
| Surface Water | LUDINGTON CONTROL | 11/1/2025 0:00 | 12/1/2025 0:00 | ZR-95      | <3.213            | 0.7939   | 1.869  | 3.213 | pCi/L |
| Surface Water | LAKE IN           | 12/1/2025 0:00 | 1/1/2026 0:00  | BA-140     | <34.28            | 4.227    | 21.23  | 34.28 | pCi/L |
| Surface Water | LAKE IN           | 12/1/2025 0:00 | 1/1/2026 0:00  | CO-58      | <2.305            | -1.211   | 1.453  | 2.305 | pCi/L |
| Surface Water | LAKE IN           | 12/1/2025 0:00 | 1/1/2026 0:00  | CO-60      | <2.2              | 1.416    | 1.228  | 2.2   | pCi/L |
| Surface Water | LAKE IN           | 12/1/2025 0:00 | 1/1/2026 0:00  | CS-134     | <2.23             | 0.7715   | 1.311  | 2.23  | pCi/L |
| Surface Water | LAKE IN           | 12/1/2025 0:00 | 1/1/2026 0:00  | CS-137     | <1.948            | -0.099   | 1.168  | 1.948 | pCi/L |
| Surface Water | LAKE IN           | 12/1/2025 0:00 | 1/1/2026 0:00  | FE-59      | <5.747            | -1.63    | 3.636  | 5.747 | pCi/L |
| Surface Water | LAKE IN           | 12/1/2025 0:00 | 1/1/2026 0:00  | H-3 (DIST) | <607              | 67       | 340    | 607   | pCi/L |
| Surface Water | LAKE IN           | 12/1/2025 0:00 | 1/1/2026 0:00  | I-131      | <26.86            | -1.684   | 16.49  | 26.86 | pCi/L |
| Surface Water | LAKE IN           | 12/1/2025 0:00 | 1/1/2026 0:00  | LA-140     | <10.58            | -2.445   | 6.575  | 10.58 | pCi/L |
| Surface Water | LAKE IN           | 12/1/2025 0:00 | 1/1/2026 0:00  | MN-54      | <2.042            | 0.5689   | 1.21   | 2.042 | pCi/L |
| Surface Water | LAKE IN           | 12/1/2025 0:00 | 1/1/2026 0:00  | NB-95      | <2.536            | -0.2     | 1.537  | 2.536 | pCi/L |
| Surface Water | LAKE IN           | 12/1/2025 0:00 | 1/1/2026 0:00  | TH-228     | 4.618             | 4.618    | 3.163  | 3.813 | pCi/L |
| Surface Water | LAKE IN           | 12/1/2025 0:00 | 1/1/2026 0:00  | ZN-65      | <4.299            | -3.815   | 2.872  | 4.299 | pCi/L |
| Surface Water | LAKE IN           | 12/1/2025 0:00 | 1/1/2026 0:00  | ZR-95      | <4.359            | -0.722   | 2.657  | 4.359 | pCi/L |
| Surface Water | LUDINGTON CONTROL | 12/1/2025 0:00 | 1/1/2026 0:00  | BA-140     | <40.39            | -6.619   | 25.1   | 40.39 | pCi/L |
| Surface Water | LUDINGTON CONTROL | 12/1/2025 0:00 | 1/1/2026 0:00  | CO-58      | <2.015            | 0.4429   | 1.188  | 2.015 | pCi/L |
| Surface Water | LUDINGTON CONTROL | 12/1/2025 0:00 | 1/1/2026 0:00  | CO-60      | <1.695            | 1.039    | 0.9496 | 1.695 | pCi/L |
| Surface Water | LUDINGTON CONTROL | 12/1/2025 0:00 | 1/1/2026 0:00  | CS-134     | <1.763            | 1.027    | 1.007  | 1.763 | pCi/L |

**2025 Palisades REMP Analytical Data**

| <b>Matrix</b> | <b>Station</b>    | <b>Start Date</b> | <b>Stop Date</b> | <b>Analysis</b> | <b>Reportable Result</b> | <b>Activity</b> | <b>Error</b> | <b>MDC</b> | <b>Units</b> |
|---------------|-------------------|-------------------|------------------|-----------------|--------------------------|-----------------|--------------|------------|--------------|
| Surface Water | LUDINGTON CONTROL | 12/1/2025 0:00    | 1/1/2026 0:00    | CS-137          | <1.601                   | 0.0791          | 0.9968       | 1.601      | pCi/L        |
| Surface Water | LUDINGTON CONTROL | 12/1/2025 0:00    | 1/1/2026 0:00    | FE-59           | <4.828                   | -1.465          | 3.078        | 4.828      | pCi/L        |
| Surface Water | LUDINGTON CONTROL | 12/1/2025 0:00    | 1/1/2026 0:00    | H-3 (DIST)      | <599                     | 226             | 356          | 599        | pCi/L        |
| Surface Water | LUDINGTON CONTROL | 12/1/2025 0:00    | 1/1/2026 0:00    | I-131           | <39.15                   | -9.005          | 23.64        | 39.15      | pCi/L        |
| Surface Water | LUDINGTON CONTROL | 12/1/2025 0:00    | 1/1/2026 0:00    | LA-140          | <13.1                    | 3.273           | 7.735        | 13.1       | pCi/L        |
| Surface Water | LUDINGTON CONTROL | 12/1/2025 0:00    | 1/1/2026 0:00    | MN-54           | <1.58                    | 0.202           | 0.9418       | 1.58       | pCi/L        |
| Surface Water | LUDINGTON CONTROL | 12/1/2025 0:00    | 1/1/2026 0:00    | NB-95           | <2.124                   | 0.5541          | 1.244        | 2.124      | pCi/L        |
| Surface Water | LUDINGTON CONTROL | 12/1/2025 0:00    | 1/1/2026 0:00    | ZN-65           | <3.18                    | -2.439          | 2.131        | 3.18       | pCi/L        |
| Surface Water | LUDINGTON CONTROL | 12/1/2025 0:00    | 1/1/2026 0:00    | ZR-95           | <3.724                   | 0.1517          | 2.219        | 3.724      | pCi/L        |