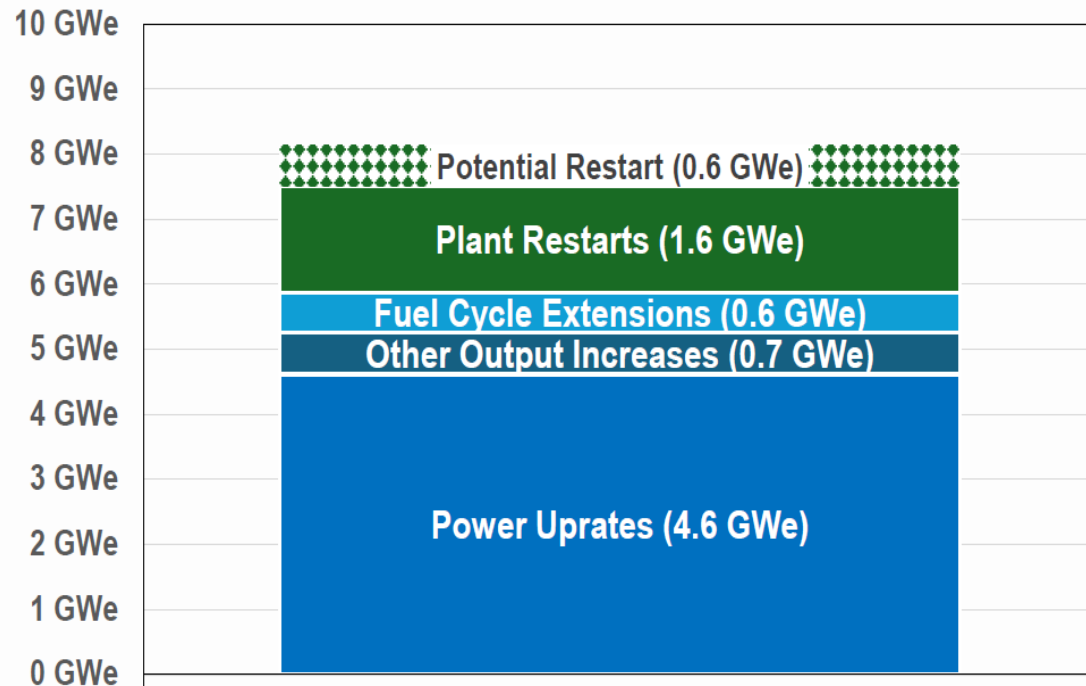


# Powering Up – The New Era of Uprates (SNC Perspective)

T. Kindred, P.E.  
Consulting Engineer  
Nuclear Fuels and Analysis

# SNC Approach to Achieving Increased Capacity

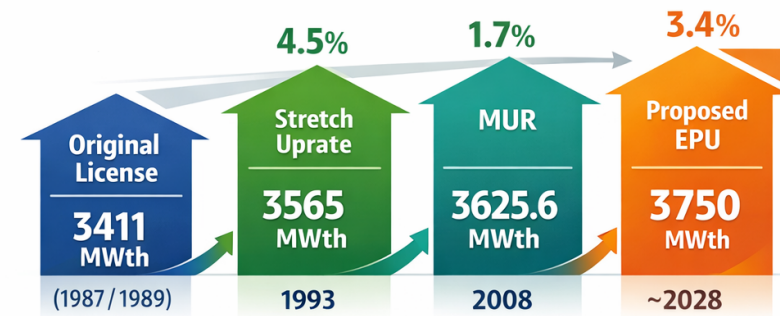
**Total Potential Addition: 8.1 GWe**



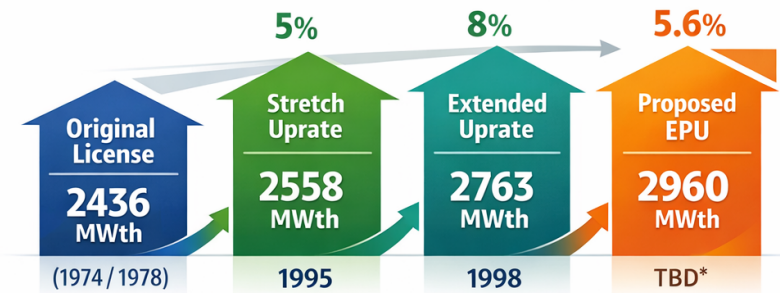
© 2025 Nuclear Energy Institute

\*Any plans or decisions related to EPU will be made through constructive state regulatory processes to ensure we have the right mix for all customers

Alvin W. Vogtle Units 1 & 2: 4-Loop PWR



Edwin I. Hatch Units 1 & 2: BWR-4



# Significant Improvements in Regulatory Framework and Guidance

## 7 Workshops since 2024

Improves regulatory transparency

Reduces new guidance and rulemaking timelines

## Improvements in Guidance

### **RG-1.183 Rev. 2 (DG-1425)**

Improved modeling realism

Leverages risk-informed insights

## Improvements in Regulatory Framework

### **LIC-112 Binning Approach**

Improves durability and predictability of uprate submittals

Allowances for bundling submittals accelerates planned capacity increases



# Opportunity for AI!

EPU assistant

Summarize the power uprate history for Vogtle and Hatch and compare it in a table showing original licensed thermal power, % increase from Current license thermal power.

EPU assistant

**Power Uprate History Summary and Comparison: Vogtle vs. Hatch**

Below is a summary and comparison table of the power uprate history for Vogtle and Hatch, including original licensed thermal power and the percentage increase from the current licensed thermal power (CLTP):


Message Copilot

AI-generated content may be incorrect

Plant	OLTP (MWth)	CLTP (MWth)	Proposed EPU (MWth)	% Increase from OLTP	% Increase from CLTP
Vogtle	3411	3625.6	3750	9.9%	3.4%
Hatch	2436	2804	2960	21.5%	5.6%



# Necessary Elements for Capacity Increases





Southern  
Nuclear