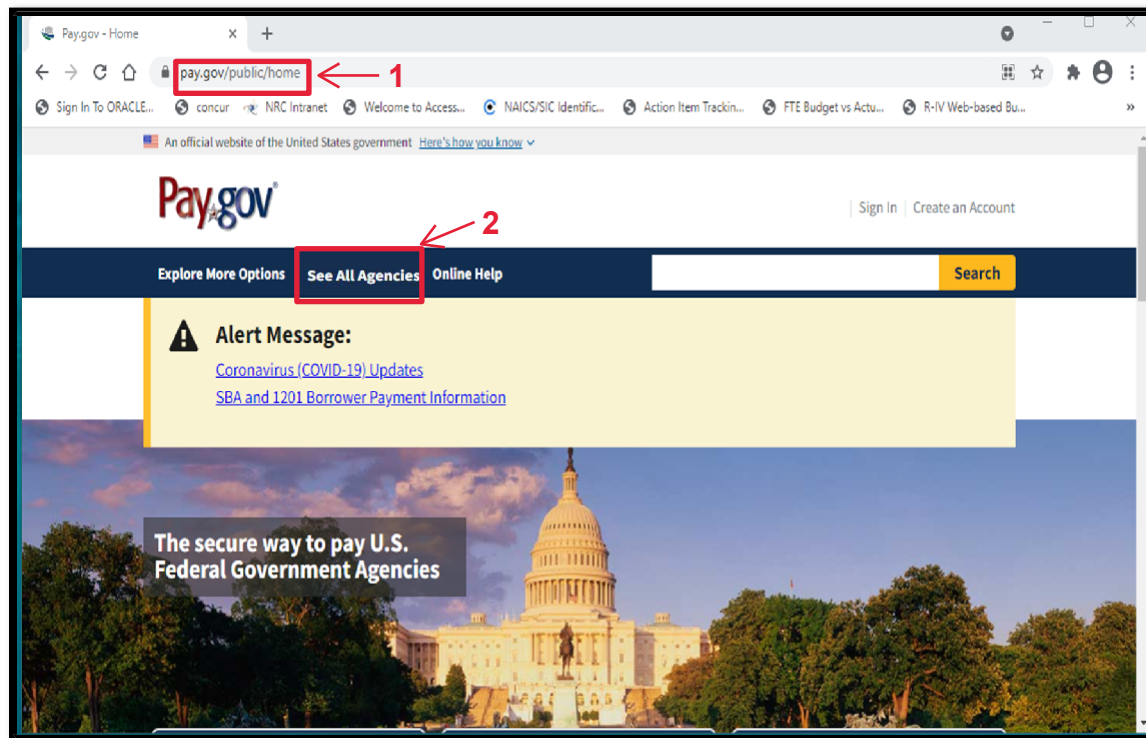


Pay.Gov Guide

Step 1. First navigate to the Pay.gov website

Step 2. Select **See All Agencies**



Step 3. Select N from the Alphabetical Letters

See All Agencies

Below is a list of all agencies that accept payments on Pay.gov. Many of the agencies listed support online public forms, which are web pages where you type in information about yourself and the payment. Clicking on the agency name below will take you to a list of public forms for the chosen agency.

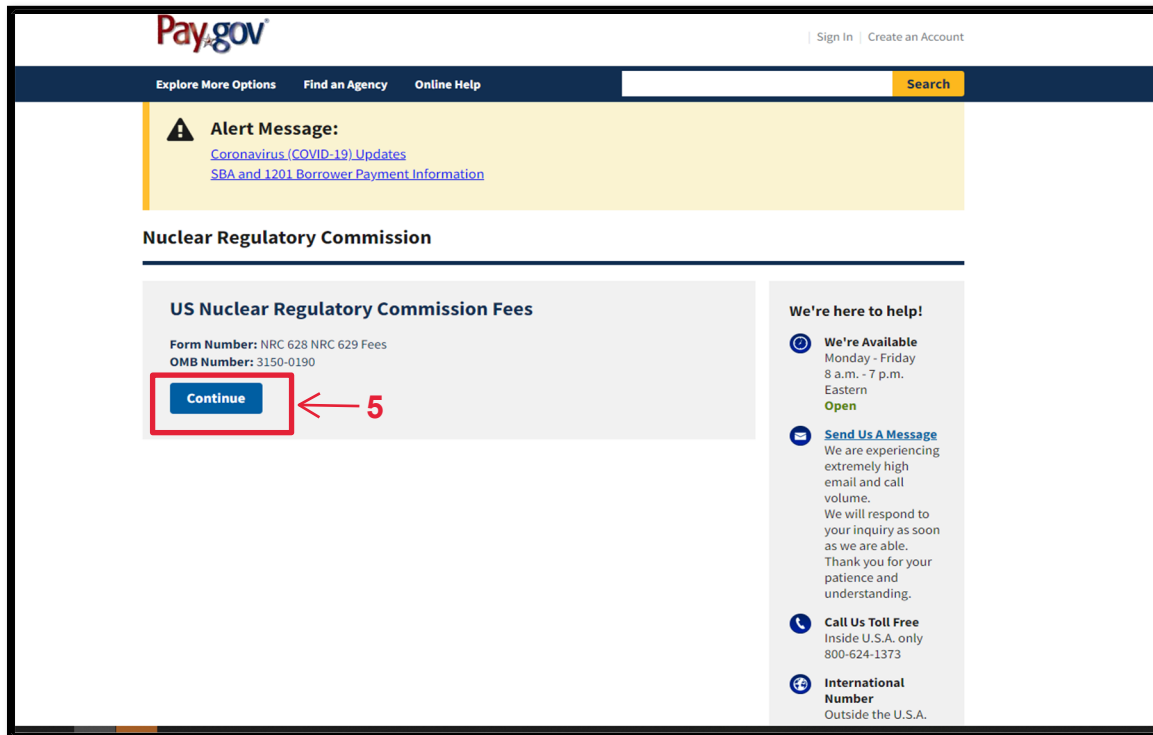
A B C D E F G H I J K L M **N** O P Q R S T U V W X Y Z 0-9

Step 4. Select Nuclear Regulatory Commission

N

[National Archives and Records Administration](#)
[National Credit Union Admin \(NCUA\)](#)
[National Credit Union Admin \(NCUA\): Liquidation Collections](#)
[National Credit Union Administration \(NCUA\) Community Development](#)
[National Endowment for the Arts \(NEA\)](#)
[National Indian Gaming Commission](#)
[National Labor Relations Board](#)
[National Oceanic and Atmospheric Administration](#)
[National Park Service](#)
[National Park Service \(NPS\) Gulf Islands National Seashore](#)
[National Park Service Fredericksburg & Spotsylvania NMP](#)
[National Park Service Sleeping Bear Dunes National Lakeshore](#)
[National Science Foundation](#)
[Naval Facilities Engineering Command](#)
[NAVFAC Engineering Command](#)
[NRCPRINTS](#)
[Nuclear Regulatory Commission](#)

Step 5. Click Continue



Pay.gov | Sign In | Create an Account

Explore More Options Find an Agency Online Help Search

Alert Message:
[Coronavirus \(COVID-19\) Updates](#)
[SBA and 1201 Borrower Payment Information](#)

Nuclear Regulatory Commission

US Nuclear Regulatory Commission Fees

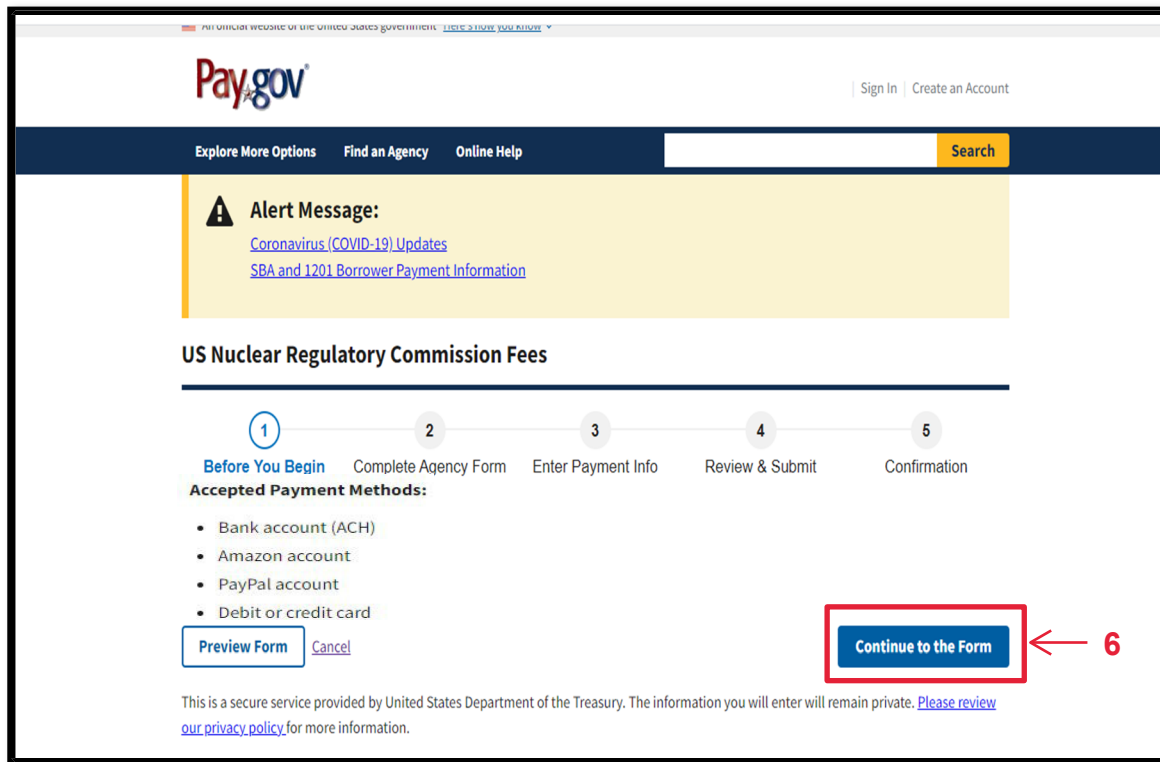
Form Number: NRC 628 NRC 629 Fees
OMB Number: 3150-0190

Continue ← 5

We're here to help!

- We're Available**
Monday - Friday
8 a.m. - 7 p.m.
Eastern
[Open](#)
- Send Us A Message**
We are experiencing extremely high email and call volume. We will respond to your inquiry as soon as we are able. Thank you for your patience and understanding.
- Call Us Toll Free**
Inside U.S.A. only
800-624-1373
- International Number**
Outside the U.S.A.

Step 6. Click Continue to the Form



Pay.gov

Sign In | Create an Account

Explore More Options Find an Agency Online Help Search

Alert Message:
[Coronavirus \(COVID-19\) Updates](#)
[SBA and 1201 Borrower Payment Information](#)

US Nuclear Regulatory Commission Fees

1 Before You Begin 2 Complete Agency Form 3 Enter Payment Info 4 Review & Submit 5 Confirmation

Accepted Payment Methods:

- Bank account (ACH)
- Amazon account
- PayPal account
- Debit or credit card

[Preview Form](#) [Cancel](#) [Continue to the Form](#) 6

This is a secure service provided by United States Department of the Treasury. The information you will enter will remain private. [Please review our privacy policy](#) for more information.

Step 7. Fill in Form

- **Company Name (as written on your license)**
- **Name of the Cardholder**
- **Address**
- **Telephone**
- **License or Docket Number (docket number, license number, reciprocity or the mail control number)**
- **Email Address**
- **Total Amount of the transaction**

US Nuclear Regulatory Commission Fees

✓


2

3

4

5

Before You BeginComplete Agency FormEnter Payment InfoReview & SubmitConfirmation



US Nuclear Regulatory Commission Fees

Please contact Rosemarie Kondulis or Doreen Turner at (301) 415-7513 regarding payment instructions for criminal history checks or fingerprints.

If you have any other questions, please contact the NRC's Fees Resource Help Desk at (301) 415-7554.

* Company Name of Licensee:

* Name of Cardholder:

* Address Line 1:

Address Line 2:

* City:

* State/Province:

* Zip/Postal Code:

Country:

* Telephone Number:

* License or Docket Number:

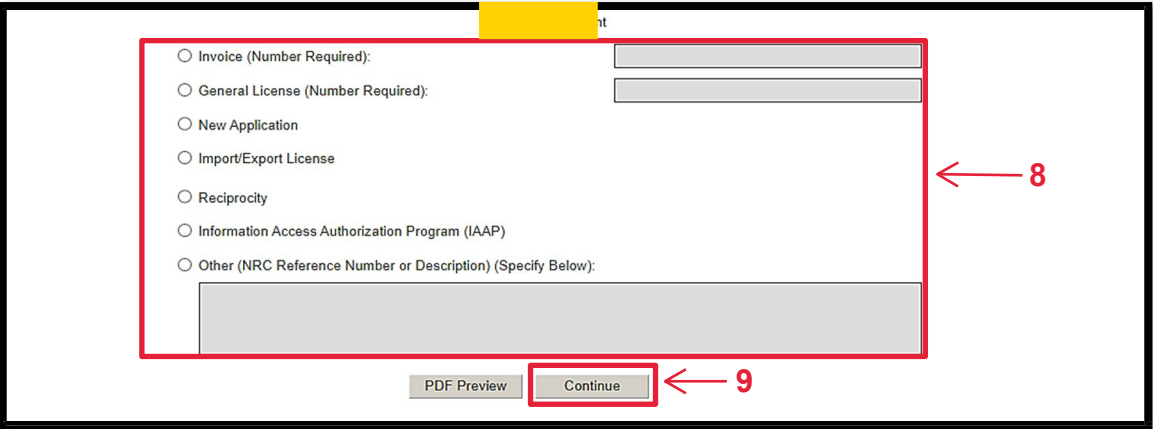
* Email Address:

* Total Amount of Transaction:

United States

← 7

Step 8 & 9. Continue filling in form on **Purpose of Payment** and select the type of invoice to be paid (i.e. New Application (this is what the licensee will choose to pay new application fees). **Click Continue.**



☐ Invoice (Number Required):

☐ General License (Number Required):

☐ New Application

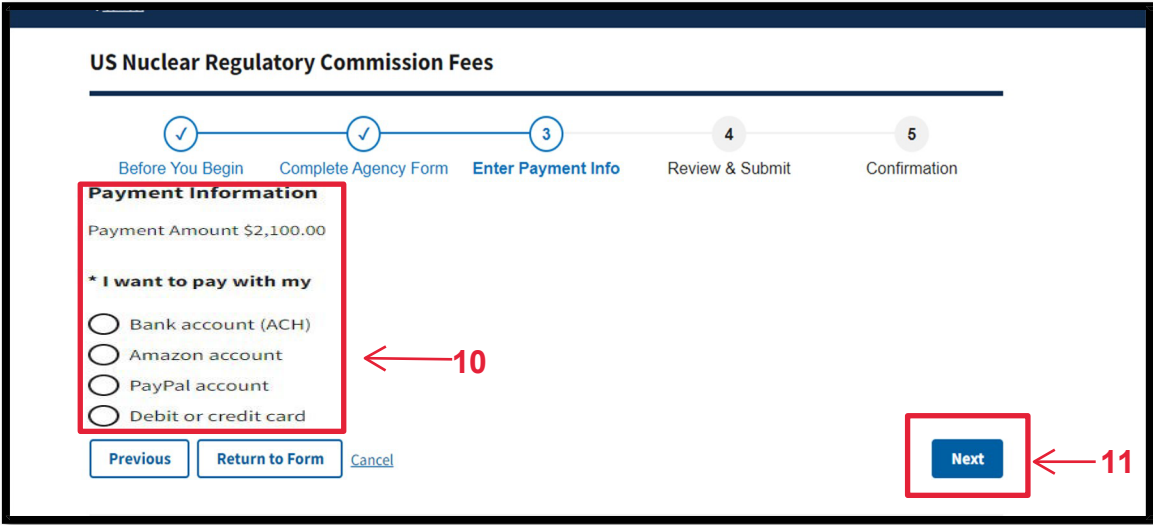
☐ Import/Export License

☐ Reciprocity

☐ Information Access Authorization Program (IAAP)

☐ Other (NRC Reference Number or Description) (Specify Below):

Step 10 & 11. Click which option you plan to pay by Bank Account (ACH), Amazon Account, PayPal Account, or Debit or Credit Card. **Click Next.**



US Nuclear Regulatory Commission Fees

Progress: 1. Before You Begin (✓) 2. Complete Agency Form (✓) 3. Enter Payment Info (3) 4. Review & Submit 5. Confirmation

Payment Information

Payment Amount \$2,100.00

*** I want to pay with my**

☐ Bank account (ACH)

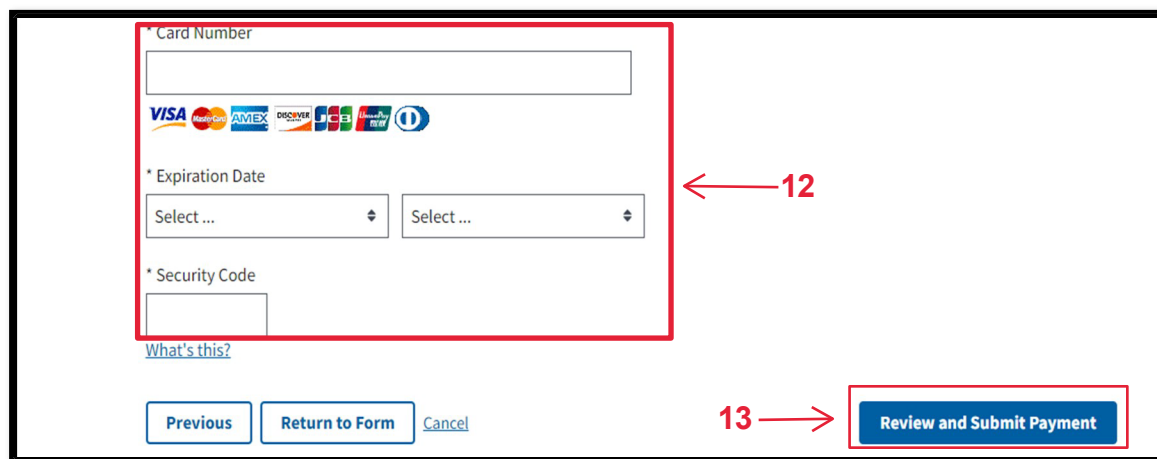
☐ Amazon account

☐ PayPal account

☐ Debit or credit card

Step **12**. Enter **Account, Bank, or Card** Information

Step **13**. Click Review and Submit Payment



The screenshot shows a payment form with the following fields and buttons:

- * Card Number: A text input field.
- Card logos: VISA, MasterCard, AMEX, DISCOVER, JCB, UnionPay, and others.
- * Expiration Date: Two dropdown menus, each labeled "Select ...".
- * Security Code: A text input field.
- [What's this?](#): A link below the security code field.
- Buttons: Previous, Return to Form, Cancel, and Review and Submit Payment.

Annotations:

- A red box highlights the Card Number, Expiration Date, and Security Code fields. A red arrow labeled **12** points to this box.
- A red box highlights the Review and Submit Payment button. A red arrow labeled **13** points to this button.