

TMI-23-007
April 18, 2023

U.S. Nuclear Regulatory Commission
ATTN: Document Control Desk
Washington, DC 20555-0001

Three Mile Island Nuclear Station, Unit 1
Renewed Facility License No. DPR-50
NRC Docket Nos. 50-289

Three Mile Island Nuclear Station, Unit 2
Possession Only License No. DPR-73
NRC Docket No. 50-320

Subject: 2022 Annual Radiological Effluent Release Report

The 2022 Annual Radioactive Effluent Release Reports required by TMI-1 Technical Specification (TMI-1 TS) 6.1.1, TMI-2 Technical Specifications (TMI-2 TS) 6.8.1.2, and Offsite Dose Calculation Manual with description of changes and approval paper required by TM-1 Decommissioning Quality Assurance Program Section E.8 and TMI-2 TS 6.12, are attached.

Enclosure 1 provides the 2022 Annual Radioactive Effluent Release Report with eleven attachments as follows.

- Attachment 1 contains a summary of the quantities of radioactive liquid and gaseous effluents released from the site as outlined in Reg. Guide 1.21, Rev. 1, with data summarized on a quarterly basis following the format of Appendix B thereof.
- Attachment 2 contains information for each type of solid waste shipped offsite during the report period including the container volume, total curie quantity, principal radionuclides and type of waste.
- Attachment 3 includes a summary of unplanned releases from the site to unrestricted areas of radioactive materials in gaseous and liquid effluents made during the reporting period.
- Attachment 4 describes any changes made during 2022 to the Process Control Program (PCP) documents or to the Offsite Dose Calculation Manual (ODCM) and a listing of new locations for dose calculations and/or environmental monitoring identified by the land use census pursuant to Part 3, Section 8.2 of the ODCM.

- Attachment 5 reports all instrumentation not returned to operable status within 30 days per the TMI ODCM Part 1, Sections 2.1.1.b and 2.1.2.b, and Part 2, Section 2.1.2.b.
- Attachment 6 is quarterly summaries of hourly meteorological data collected for 2022 in the form of joint frequency distribution of wind speed, wind direction and atmospheric stability.
- Attachment 7 is an assessment of the radiation doses due to the radioactive liquid and gaseous effluents released from the respective unit during 2022.
- Attachment 8 is an assessment of the radiation doses from the radioactive liquid and gaseous effluents to members of the public due to their activities inside the site boundary during 2022.
- Attachment 9 is an assessment of the radiation doses to the most likely exposed real individual from reactor releases and other nearby uranium fuel cycle sources including doses from primary effluent pathways and direct radiation for 2022.
- Attachment 10 is a summation of deviations from the sampling and analysis regime specified in the ODCM for TMI-1 and TMI-2.
- Attachment 11 is a summary of Major Changes to Radioactive Waste Treatment Systems IAW DSAR Section 4.2.5.4.

TMI Process Control Program, RW-AA-100, Revision 12 was not revised in 2022.

There are no commitments in this letter.

Should you have any questions concerning this letter, please contact Mr. Daniel Jordan, Chemistry/Environmental Specialist, at (717) 948-8470.

Respectfully,



Trevor L. Orth
Site Decommissioning Director
Three Mile Island Nuclear Station, Unit 1

TMI-23-007
April 18, 2023
U.S. Nuclear Regulatory Commission
Page 3

Enclosure:

1. Three Mile Island 2022 Annual Radioactive Effluent Release Report

cc: w/ Enclosure

Regional Administrator – NRC Region I

NRC Project Manager, NMSS – Three Mile Island, Unit 1 and Unit 2

David Baracco – Commonwealth of Pennsylvania - Bureau of Radiation Protection

T. R. Devik – TMI-2 Solutions, LLC

**Summary of Radioactive Liquid and Gaseous Effluents
Released from TMI during 2022**

Enclosure 1: 2022 Annual Radioactive Effluent Release Report for TMI
Attachment 1 – Page 2 of 17

TABLE 1A
EFFLUENT AND WASTE DISPOSAL ANNUAL REPORT 2022
GASEOUS EFFLUENTS – SUMMATION OF ALL RELEASES TMI-1

	UNIT	QUARTER 1	QUARTER 2	QUARTER 3	QUARTER 4	EST TOTAL ERROR %
A. FISSION AND ACTIVATION GASES						
1. Total Release	Ci	0.00E+00	0.00E+00	0.00E+00	0.00E+00	25%
2. Avg release rate for period	µCi/S	0.00E+00	0.00E+00	0.00E+00	0.00E+00	
3. Percent of applicable limit	%	*	*	*	*	
B. IODINES						
1. Total Iodine 1131	Ci	<LLD	<LLD	<LLD	<LLD	25%
2. Avg Release Rate for Period	µCi/S	N/A	N/A	N/A	N/A	
3. Percent of applicable limit	%	*	*	*	*	
C. PARTICULATES						
1. Part With half-life >8 days	Ci	2.77E-07	<LLD	<LLD	<LLD	25%
2. Avg Release Rate for Period	µCi/S	3.56E-08	N/A	N/A	N/A	
3. Percent of applicable limit	%	*	*	*	*	
D. TRITIUM						
1. Total Release	Ci	1.82E+00	5.43E+00	3.61E+00	2.32E+00	15%
2. Avg Release Rate for Period	µCi/S	2.34E-01	6.90E-01	4.55E-01	2.92E-01	
3. Percent of applicable limit	%	*	*	*	*	
E. GROSS ALPHA						
1. Total Release	Ci	<LLD	<LLD	<LLD	<LLD	25%
2. Avg release rate for period	µCi/S	N/A	N/A	N/A	N/A	
3. Percent of applicable limit	µCi/S	*	*	*	*	
F. CARBON 14						
1. Total Release	Ci	0.00E+00	0.00E+00	0.00E+00	0.00E+00	**
2. Avg release rate for period	µCi/S	0.00E+00	0.00E+00	0.00E+00	0.00E+00	
3. Percent of applicable limit	µCi/S	*	*	*	*	

Note: Table 3 contains a listing of TMI ODCM Lower Limit of Detection (LLD)

*ODCM Limits – Listed on Dose Summary Table

**C-14 production was estimated using EPRI Technical Report 1021106 Methodology.

Enclosure 1: 2022 Annual Radioactive Effluent Release Report for TMI
Attachment 1 Page 3 of 17

TABLE 1B
EFFLUENT AND WASTE DISPOSAL ANNUAL REPORT GASEOUS EFFLUENTS - GROUND-LEVEL
RELEASES - BATCH MODE TMI-1

Fission And Activation Gasses	Units	Quarter 1	Quarter 2	Quarter 3	Quarter 4
Ar-41	Ci	<LLD	<LLD	<LLD	<LLD
Kr-85	Ci	<LLD	<LLD	<LLD	<LLD
Kr-85m	Ci	<LLD	<LLD	<LLD	<LLD
Kr-87	Ci	<LLD	<LLD	<LLD	<LLD
Kr-88	Ci	<LLD	<LLD	<LLD	<LLD
Xe-131m	Ci	<LLD	<LLD	<LLD	<LLD
Xe-133	Ci	<LLD	<LLD	<LLD	<LLD
Xe-133m	Ci	<LLD	<LLD	<LLD	<LLD
Xe-135	Ci	<LLD	<LLD	<LLD	<LLD
Xe-135m	Ci	<LLD	<LLD	<LLD	<LLD
Xe-138	Ci	<LLD	<LLD	<LLD	<LLD
Total	Ci	N/A	N/A	<LLD	N/A

Radioiodines	Units	Quarter 1	Quarter 2	Quarter 3	Quarter 4
I-131	Ci	<LLD	<LLD	<LLD	<LLD
I-132	Ci	<LLD	<LLD	<LLD	<LLD
I-133	Ci	<LLD	<LLD	<LLD	<LLD
Total	Ci	N/A	N/A	N/A	N/A

Particulates	Units	Quarter 1	Quarter 2	Quarter 3	Quarter 4
Cr-51	Ci	<LLD	<LLD	<LLD	<LLD
Mn-54	Ci	<LLD	<LLD	<LLD	<LLD
Co-58	Ci	<LLD	<LLD	<LLD	<LLD
Fe-59	Ci	<LLD	<LLD	<LLD	<LLD
Co-60	Ci	<LLD	<LLD	<LLD	<LLD
Sr-89	Ci	<LLD	<LLD	<LLD	<LLD
Sr-90	Ci	<LLD	<LLD	<LLD	<LLD
Mo-99	Ci	<LLD	<LLD	<LLD	<LLD
Ag-110m	Ci	<LLD	<LLD	<LLD	<LLD
Cs-134	Ci	<LLD	<LLD	<LLD	<LLD
Cs-137	Ci	<LLD	<LLD	<LLD	<LLD
Ba-140	Ci	<LLD	<LLD	<LLD	<LLD
La-140	Ci	<LLD	<LLD	<LLD	<LLD
Ce-141	Ci	<LLD	<LLD	<LLD	<LLD
Ce-144	Ci	<LLD	<LLD	<LLD	<LLD
Total	Ci	N/A	N/A	N/A	N/A

Tritium	Units	Quarter 1	Quarter 2	Quarter 3	Quarter 4
H3	Ci	<LLD	<LLD	<LLD	<LLD

Note: Table 3 contains a listing of TMI ODCM Lower Limit of Detection (LLD).

Enclosure 1: 2022 Annual Radioactive Effluent Release Report for TMI
Attachment 1 Page 4 of 17

TABLE 1B (continued)
EFFLUENT AND WASTE DISPOSAL ANNUAL REPORT 2022
GASEOUS EFFLUENTS - GROUND-LEVEL RELEASES - CONTINUOUS MODE
TMI-1

Fission And Activation Gasses	Units	Quarter 1	Quarter 2	Quarter 3	Quarter 4
Ar-41	Ci	<LLD	<LLD	<LLD	<LLD
Kr-85	Ci	<LLD	<LLD	<LLD	<LLD
Kr-85m	Ci	<LLD	<LLD	<LLD	<LLD
Kr-87	Ci	<LLD	<LLD	<LLD	<LLD
Kr-88	Ci	<LLD	<LLD	<LLD	<LLD
Xe-133	Ci	<LLD	<LLD	<LLD	<LLD
Xe-133m	Ci	<LLD	<LLD	<LLD	<LLD
Xe-135	Ci	<LLD	<LLD	<LLD	<LLD
Xe-138	Ci	<LLD	<LLD	<LLD	<LLD
Total	Ci	N/A	N/A	N/A	N/A

Radioiodines	Units	Quarter 1	Quarter 2	Quarter 3	Quarter 4
I-131	Ci	<LLD	<LLD	<LLD	<LLD
I-132	Ci	<LLD	<LLD	<LLD	<LLD
I-133	Ci	<LLD	<LLD	<LLD	<LLD
Total	Ci	N/A	N/A	N/A	N/A

Particulates	Units	Quarter 1	Quarter 2	Quarter 3	Quarter 4
Cr-51	Ci	<LLD	<LLD	<LLD	<LLD
Mn-54	Ci	<LLD	<LLD	<LLD	<LLD
Fe-55	Ci	<LLD	<LLD	<LLD	<LLD
Co-57	Ci	<LLD	<LLD	<LLD	<LLD
Co-58	Ci	<LLD	<LLD	<LLD	<LLD
Fe-59	Ci	<LLD	<LLD	<LLD	<LLD
Co-60	Ci	<LLD	<LLD	<LLD	<LLD
Ni-63	Ci	<LLD	<LLD	<LLD	<LLD
Sr-89	Ci	<LLD	<LLD	<LLD	<LLD
Sr-90	Ci	<LLD	<LLD	<LLD	<LLD
Nb-95	Ci	<LLD	<LLD	<LLD	<LLD
Zr-95	Ci	<LLD	<LLD	<LLD	<LLD
Mo-99	Ci	<LLD	<LLD	<LLD	<LLD
Ag-110m	Ci	<LLD	<LLD	<LLD	<LLD
Cs-134	Ci	<LLD	<LLD	<LLD	<LLD
Cs-137	Ci	<LLD	<LLD	<LLD	<LLD
Ba-140	Ci	<LLD	<LLD	<LLD	<LLD
La-140	Ci	<LLD	<LLD	<LLD	<LLD
Ce-141	Ci	<LLD	<LLD	<LLD	<LLD
Ce-144	Ci	<LLD	<LLD	<LLD	<LLD
Total	Ci	N/A	N/A	N/A	N/A

Tritium	Units	Quarter 1	Quarter 2	Quarter 3	Quarter 4
H3	Ci	<LLD	<LLD	<LLD	<LLD

Carbon 14	Units	Quarter 1	Quarter 2	Quarter 3	Quarter 4
C-14	Ci	0.00E+00	0.00E+00	0.00E+00	0.00E+00

Note: Table 3 contains a listing of TMI ODCM Lower Limit of Detection (LLD).

Enclosure 1: 2022 Annual Radioactive Effluent Release Report for TMI
Attachment 1 Page 5 of 17

TABLE 1D
EFFLUENT AND WASTE DISPOSAL ANNUAL REPORT 2022
GASEOUS EFFLUENTS – MIXED MODE RELEASES – BATCH MODE

Fission And Activation Gasses	Units	Quarter 1	Quarter 2	Quarter 3	Quarter 4
Ar-41	Ci	<LLD	<LLD	<LLD	<LLD
Kr-85	Ci	<LLD	<LLD	<LLD	<LLD
Kr-85m	Ci	<LLD	<LLD	<LLD	<LLD
Kr-87	Ci	<LLD	<LLD	<LLD	<LLD
Kr-88	Ci	<LLD	<LLD	<LLD	<LLD
Xe-131m	Ci	<LLD	<LLD	<LLD	<LLD
Xe-133	Ci	<LLD	<LLD	<LLD	<LLD
Xe-133m	Ci	<LLD	<LLD	<LLD	<LLD
Xe-135	Ci	<LLD	<LLD	<LLD	<LLD
Xe-135m	Ci	<LLD	<LLD	<LLD	<LLD
Xe-138	Ci	<LLD	<LLD	<LLD	<LLD
Total	Ci	N/A	N/A	N/A	N/A

Radioiodines	Units	Quarter 1	Quarter 2	Quarter 3	Quarter 4
I-131	Ci	<LLD	<LLD	<LLD	<LLD
I-132	Ci	<LLD	<LLD	<LLD	<LLD
I-133	Ci	<LLD	<LLD	<LLD	<LLD
Total	Ci	N/A	N/A	N/A	N/A

Particulates	Units	Quarter 1	Quarter 2	Quarter 3	Quarter 4
Cr-51	Ci	<LLD	<LLD	<LLD	<LLD
Mn-54	Ci	<LLD	<LLD	<LLD	<LLD
Co-58	Ci	<LLD	<LLD	<LLD	<LLD
Fe-59	Ci	<LLD	<LLD	<LLD	<LLD
Co-60	Ci	<LLD	<LLD	<LLD	<LLD
Sr-89	Ci	<LLD	<LLD	<LLD	<LLD
Sr-90	Ci	<LLD	<LLD	<LLD	<LLD
Mo-99	Ci	<LLD	<LLD	<LLD	<LLD
Ag-110m	Ci	<LLD	<LLD	<LLD	<LLD
Cs-134	Ci	<LLD	<LLD	<LLD	<LLD
Cs-137	Ci	<LLD	<LLD	<LLD	<LLD
Ba-140	Ci	<LLD	<LLD	<LLD	<LLD
La-140	Ci	<LLD	<LLD	<LLD	<LLD
Ce-141	Ci	<LLD	<LLD	<LLD	<LLD
Ce-144	Ci	<LLD	<LLD	<LLD	<LLD
Total	Ci	N/A	N/A	N/A	N/A

Tritium	Units	Quarter 1	Quarter 2	Quarter 3	Quarter 4
H3	Ci	<LLD	<LLD	<LLD	<LLD

Note: Table 3 contains a listing of TMI ODCM Lower Limit of Detection (LLD).

TABLE 1D (continued)
EFFLUENT AND WASTE DISPOSAL ANNUAL REPORT 2022
GASEOUS EFFLUENTS – MIXED MODE RELEASES - CONTINUOUS MODE TMI-1

Fission And Activation Gasses	Units	Quarter 1	Quarter 2	Quarter 3	Quarter 4
Ar-41	Ci	<LLD	<LLD	<LLD	<LLD
Kr-85	Ci	<LLD	<LLD	<LLD	<LLD
Kr-85m	Ci	<LLD	<LLD	<LLD	<LLD
Kr-87	Ci	<LLD	<LLD	<LLD	<LLD
Kr-88	Ci	<LLD	<LLD	<LLD	<LLD
Xe-133	Ci	<LLD	<LLD	<LLD	<LLD
Xe-133m	Ci	<LLD	<LLD	<LLD	<LLD
Xe-135	Ci	<LLD	<LLD	<LLD	<LLD
Xe-138	Ci	<LLD	<LLD	<LLD	<LLD
Total	Ci	N/A	N/A	N/A	N/A

Radioiodines	Units	Quarter 1	Quarter 2	Quarter 3	Quarter 4
I-131	Ci	<LLD	<LLD	<LLD	<LLD
I-132	Ci	<LLD	<LLD	<LLD	<LLD
I-133	Ci	<LLD	<LLD	<LLD	<LLD
Total	Ci	N/A	N/A	N/A	N/A

Particulates	Units	Quarter 1	Quarter 2	Quarter 3	Quarter 4
Cr-51	Ci	<LLD	<LLD	<LLD	<LLD
Mn-54	Ci	<LLD	<LLD	<LLD	<LLD
Fe-55	Ci	<LLD	<LLD	<LLD	<LLD
Co-57	Ci	<LLD	<LLD	<LLD	<LLD
Co-58	Ci	<LLD	<LLD	<LLD	<LLD
Fe-59	Ci	<LLD	<LLD	<LLD	<LLD
Co-60	Ci	2.77E-07	<LLD	<LLD	<LLD
Ni-63	Ci	<LLD	<LLD	<LLD	<LLD
Sr-89	Ci	<LLD	<LLD	<LLD	<LLD
Sr-90	Ci	<LLD	<LLD	<LLD	<LLD
Nb-95	Ci	<LLD	<LLD	<LLD	<LLD
Zr-95	Ci	<LLD	<LLD	<LLD	<LLD
Mo-99	Ci	<LLD	<LLD	<LLD	<LLD
Ag-110m	Ci	<LLD	<LLD	<LLD	<LLD
Cs-134	Ci	<LLD	<LLD	<LLD	<LLD
Cs-137	Ci	<LLD	<LLD	<LLD	<LLD
Ba-140	Ci	<LLD	<LLD	<LLD	<LLD
La-140	Ci	<LLD	<LLD	<LLD	<LLD
Ce-141	Ci	<LLD	<LLD	<LLD	<LLD
Ce-144	Ci	<LLD	<LLD	<LLD	<LLD
Total	Ci	2.77E-07	N/A	N/A	N/A

Tritium	Units	Quarter 1	Quarter 2	Quarter 3	Quarter 4
H3	Ci	1.82E+00	5.43E+00	3.61E+00	2.32E+00

Carbon 14	Units	Quarter 1	Quarter 2	Quarter 3	Quarter 4
C-14	Ci	N/A	N/A	N/A	N/A

Note: Table 3 contains a listing of TMI ODCM Lower Limit of Detection (LLD).

Enclosure 1: 2022 Annual Radioactive Effluent Release Report
for TMI Attachment 1 Page 7 of 17

TABLE 2A
EFFLUENT AND WASTE DISPOSAL ANNUAL REPORT 2022
LIQUID EFFLUENTS – SUMMATION OF ALL RELEASES TMI-1

	UNIT	QUARTER 1	QUARTER 2	QUARTER 3	QUARTER 4	EST TOTAL ERROR %
A. Fission and Activation Products						
1. Total Release(Notincl. Tritium,gases,alpha)	Ci	5.76E-07	2.78E-05	2.25E-04	1.77E-04	25%
2. Avg diluted concentration during period	µCi/ml	1.94E-13	9.45E-12	4.12E-11	2.81E-11	
3. Percent of applicable limit	%	*	*	*	*	
B. Tritium						
1. Total Release	Ci	2.72E-03	3.18E-03	1.82E+01	3.40E+01	25%
2. Avg diluted concentration during period	µCi/ml	9.17E-10	1.08E-09	3.34E-06	5.40E-06	
3. Percent of applicable limit	%	*	*	*	*	
C. Dissolved and Entrained Gases						
1. Total Release	Ci	<LLD	<LLD	<LLD	<LLD	15%
2. Avg diluted concentration during period	µCi/ml	0.00E-00	0.00E-00	0.00E-00	0.00E+00	0.00E+00
3. Period of applicable limit	%	*	*	*	*	
D. Gross Alpha Activity						
1. Total Release	Ci	<LLD	<LLD	<LLD	<LLD	25%
E. VOLUME OF WASTE RELEASE (PRIOR TO DILUTION)						
	LITERS	8.32E+07	8.43E+07	8.60E+07	8.61E+07	10%
F. VOLUME OF DILUTION WATER USED						
	LITERS	2.89E+09	2.86E+09	5.35E+09	6.21E+09	10%

* ODCM Limits Listed on Dose Summary Table

Enclosure 1: 2022 Annual Radioactive Effluent Release Report for TMI
Attachment 1 Page 8 of 17

TABLE 2B
EFFLUENT AND WASTE DISPOSAL ANNUAL REPORT 2022
LIQUID EFFLUENTS - BATCH MODE TMI-1

Fission and Activation Products	Units	Quarter 1	Quarter 2	Quarter 3	Quarter 4
H-3	Ci	<LLD	<LLD	1.82E+01	3.40E+01
Cr-51	Ci	<LLD	<LLD	<LLD	<LLD
Mn-54	Ci	<LLD	<LLD	<LLD	<LLD
Fe-55	Ci	<LLD	<LLD	<LLD	<LLD
Co-58	Ci	<LLD	<LLD	<LLD	<LLD
Fe-59	Ci	<LLD	<LLD	<LLD	<LLD
Co-60	Ci	<LLD	<LLD	2.06E-04	1.67E-04
Zn-65	Ci	<LLD	<LLD	<LLD	<LLD
Sr-89	Ci	<LLD	<LLD	<LLD	<LLD
Sr-90	Ci	<LLD	<LLD	<LLD	<LLD
Zr-95	Ci	<LLD	<LLD	<LLD	<LLD
Nb-95	Ci	<LLD	<LLD	<LLD	<LLD
Mo-99	Ci	<LLD	<LLD	<LLD	<LLD
Tc-99m	Ci	<LLD	<LLD	<LLD	<LLD
Ag-110m	Ci	<LLD	<LLD	<LLD	<LLD
I-131	Ci	<LLD	<LLD	<LLD	<LLD
Cs-134	Ci	<LLD	<LLD	<LLD	<LLD
Cs-137	Ci	5.76E-07	2.78E-05	1.94E-05	9.93E-06
Ba-140	Ci	<LLD	<LLD	<LLD	<LLD
La-140	Ci	<LLD	<LLD	<LLD	<LLD
Ce-141	Ci	<LLD	<LLD	<LLD	<LLD
Ce-144	Ci	<LLD	<LLD	<LLD	<LLD
Total	Ci	5.76E-01	2.78E-05	2.25E-04	1.77E-04

Dissolved and Entrained Gases	Units	Quarter 1	Quarter 2	Quarter 3	Quarter 4
Kr-87	Ci	<LLD	<LLD	<LLD	<LLD
Kr-88	Ci	<LLD	<LLD	<LLD	<LLD
Xe-133	Ci	<LLD	<LLD	<LLD	<LLD
Xe-133m	Ci	<LLD	<LLD	<LLD	<LLD
Xe-135	Ci	<LLD	<LLD	<LLD	<LLD
Total	Ci	N/A	N/A	N/A	N/A

Note: Table 3 contains a listing of TMI ODCM Lower Limit of Detection (LLD).

Enclosure 1: 2022 Annual Radioactive Effluent Release Report for TMI
Attachment 1 Page 9 of 17

TABLE 2B (continued)
EFFLUENT AND WASTE DISPOSAL ANNUAL REPORT 2022
LIQUID EFFLUENTS - CONTINUOUS MODE TMI-1

Fission and Activation Products	Units	Quarter 1	Quarter 2	Quarter 3	Quarter 4
H-3	Ci	2.72E-03	3.18E-03	2.80E-03	2.80E-03
Cr-51	Ci	<LLD	<LLD	<LLD	<LLD
Mn-54	Ci	<LLD	<LLD	<LLD	<LLD
Fe-55	Ci	<LLD	<LLD	<LLD	<LLD
Co-58	Ci	<LLD	<LLD	<LLD	<LLD
Fe-59	Ci	<LLD	<LLD	<LLD	<LLD
Co-60	Ci	<LLD	<LLD	<LLD	<LLD
Zn-65	Ci	<LLD	<LLD	<LLD	<LLD
Sr-89	Ci	<LLD	<LLD	<LLD	<LLD
Sr-90	Ci	<LLD	<LLD	<LLD	<LLD
Zr-95	Ci	<LLD	<LLD	<LLD	<LLD
Nb-95	Ci	<LLD	<LLD	<LLD	<LLD
Mo-99	Ci	<LLD	<LLD	<LLD	<LLD
Tc-99m	Ci	<LLD	<LLD	<LLD	<LLD
Ag-110m	Ci	<LLD	<LLD	<LLD	<LLD
I-131	Ci	<LLD	<LLD	<LLD	<LLD
Cs-134	Ci	<LLD	<LLD	<LLD	<LLD
Cs-137	Ci	<LLD	<LLD	<LLD	<LLD
Ba-140	Ci	<LLD	<LLD	<LLD	<LLD
La-140	Ci	<LLD	<LLD	<LLD	<LLD
Ce-141	Ci	<LLD	<LLD	<LLD	<LLD
Ce-144	Ci	<LLD	<LLD	<LLD	<LLD
Total	Ci	2.72E-03	3.18E-03	2.80E-03	2.80E-03

Dissolved and Entrained Gases	Units	Quarter 1	Quarter 2	Quarter 3	Quarter 4
Kr-87	Ci	<LLD	<LLD	<LLD	<LLD
Kr-88	Ci	<LLD	<LLD	<LLD	<LLD
Xe-133	Ci	<LLD	<LLD	<LLD	<LLD
Xe-133m	Ci	<LLD	<LLD	<LLD	<LLD
Xe-135	Ci	<LLD	<LLD	<LLD	<LLD
Total	Ci	N/A	N/A	N/A	N/A

Note: Table 3 contains a listing of TMI ODCM Lower Limit of Detection (LLD).

Enclosure 1: 2022 Annual Radioactive Effluent Release Report for TMI
Attachment 1 Page 10 of 17

EFFLUENT AND WASTE DISPOSAL ANNUAL REPORT
2022 SUPPLEMENTAL INFORMATION FACILITY: TMI UNIT 1 LICENSE: DPR 50-289

1. Regulatory Limits – Please refer to TMI Offsite Dose Calculation Manual

- A. Fission and Activation Gases:
- B. Iodines:
- C. Particulates, Half-Lives > 8 Days:
- D. Liquid Effluents:

2. Maximum Effluent Concentrations – 10 Times CFR 20, Appendix B Table II

Provide the maximum effluent concentrations used in determining allowable release rates or concentrations

- A. Fission and Activation Gases:
- B. Iodines:
- C. Particulates, Half-Lives > 8 Days:
- D. Liquid Effluents:

3. Average Energy

Provide the average energy (E-BAR) of the radionuclide mixture in releases of fission and activation gases, if applicable N/A

4. Measurements and Approximations of Total Radioactivity

Provide the methods to measure or approximate the total radioactivity in effluents and the methods used to determine radionuclide composition:

- A. Fission and Activ. Gases: HPGE Spectrometry, Liquid Scintillation
- B. Iodines: HPGE Spectrometry
- C. Particulates: HPGE Spectrometry, Gas Flow Proportional, Beta Spectrometry
- D. Liquid Effluents: HPGE Spectrometry, Liquid Scintillation
- E. Gross Alpha Gas Flow Proportional
- F. Carbon 14 Estimated using the methodology included in the EPRI Technical Report 1021106.

5. Batch Releases

Provide the following information relating to batch releases of radioactive materials in liquid and gaseous effluents.

	Quarter 1	Quarter 2	Quarter 3	Quarter 4
A. LIQUID (ALL TIMES IN MINUTES)				
1. Number of batch releases	1	4	20	32
2. Total time period for batch releases (min)	2	831	7262	13490
3. Maximum time period for a batch release (min)	2	810	785	1153
4. Average time period for a batch release (min)	2	208	363	422
5. Minimum time period for a batch release (min)	2	5	225	5
6. Average stream flow during periods of release of effluent into a flowing stream (cfm)	5.12E+06	2.45E+06	4.10E+05	1.78E+06
B. GASEOUS				
1. Number of batch releases	N/A	N/A	N/A	N/A
2. Total time period for batch releases (min)	N/A	N/A	N/A	N/A
3. Maximum time period for a batch release (min)	N/A	N/A	N/A	N/A
4. Average time period for a batch release (min)	N/A	N/A	N/A	N/A
5. Minimum time period for a batch release (min)	N/A	N/A	N/A	N/A

6. Abnormal Releases

	Quarter 1	Quarter 2	Quarter 3	Quarter 4
A. LIQUID				
1. Number of releases	3	3	3	3
2. Total activity released (curies)	2.72E-03	2.76E-03	2.80E-03	2.80E-03
B. GASEOUS				
1. Number of releases	0	0	0	0
2. Total activity released (curies)	0	0	0	0

Enclosure 1: 2022 Annual Radioactive Effluent Release Report for TMI

Attachment 1 – Page 11 of 17

TABLE 1A
EFFLUENT AND WASTE DISPOSAL ANNUAL REPORT 2022
GASEOUS EFFLUENTS – SUMMATION OF ALL RELEASES TMI-2

	UNIT	QUARTER 1	QUARTER 2	QUARTER 3	QUARTER 4	ESTIMATED ERROR %
A. FISSION AND ACTIVATION GASES						
1. Total Release	Ci	<LLD	<LLD	<LLD	<LLD	25%
2. Avg release rate for period	µCi/S	N/A	N/A	N/A	N/A	
3. Percent of applicable limit	%	*	*	*	*	
B. IODINES						
1. Total Iodine I131	Ci	N/A	N/A	N/A	N/A	25%
2. Avg release rate for period	µCi/S	N/A	N/A	N/A	N/A	
3. Percent of applicable limit	%	*	*	*	*	
C. PARTICULATES						
1. Part. With half-life >8 days	Ci	<LLD	<LLD	7.01E-07	<LLD	25%
2. Avg release rate for period	µCi/S	N/A	N/A	8.81E-08	N/A	
3. Percent of applicable limit	%	*	*	*	*	
4. Gross alpha radioactivity	Ci	<LLD	<LLD	<LLD	<LLD	
D. TRITIUM						
1. Total Release	Ci	3.08E-01	1.31E-01	3.87E-02	1.55E-02	25%
2. Avg release rate for period	µCi/S	3.97E-02	1.66E-02	4.86E-03	1.95E-03	
3. Percent of applicable limit	%	*	*	*	*	

Note: Table 3 contains a listing of TMI ODCM Lower Limit of Detection (LLD).

*ODCM Limits – Listed on Dose summary Table

Enclosure 1: 2022 Annual Radioactive Effluent Release Report for TMI
Attachment 1 – Page 12 of 17

TABLE 1D
EFFLUENT AND WASTE DISPOSAL ANNUAL REPORT 2022
GASEOUS EFFLUENTS – MIXED MODE RELEASES - BATCH MODE TMI-2

Fission And Activation Gasses	Units	Quarter 1	Quarter 2	Quarter 3	Quarter 4
Ar-41	Ci	N/A	N/A	N/A	N/A
Kr-85	Ci	N/A	N/A	N/A	N/A
Kr-85m	Ci	N/A	N/A	N/A	N/A
Kr-87	Ci	N/A	N/A	N/A	N/A
Kr-88	Ci	N/A	N/A	N/A	N/A
Xe-133	Ci	N/A	N/A	N/A	N/A
Xe-135	Ci	N/A	N/A	N/A	N/A
Xe-135m	Ci	N/A	N/A	N/A	N/A
Xe-138	Ci	N/A	N/A	N/A	N/A
Total	Ci	N/A	N/A	N/A	N/A

Radioiodines	Units	Quarter 1	Quarter 2	Quarter 3	Quarter 4
I-131	Ci	N/A	N/A	N/A	N/A
I-133	Ci	N/A	N/A	N/A	N/A
I-135	Ci	N/A	N/A	N/A	N/A
Total	Ci	N/A	N/A	N/A	N/A

Particulates	Units	Quarter 1	Quarter 2	Quarter 3	Quarter 4
Cr-51	Ci	N/A	N/A	N/A	N/A
Mn-54	Ci	N/A	N/A	N/A	N/A
Co-58	Ci	N/A	N/A	N/A	N/A
Fe-59	Ci	N/A	N/A	N/A	N/A
Co-60	Ci	N/A	N/A	N/A	N/A
Sr-89	Ci	N/A	N/A	N/A	N/A
Sr-90	Ci	N/A	N/A	N/A	N/A
Mo-99	Ci	N/A	N/A	N/A	N/A
Ag-110m	Ci	N/A	N/A	N/A	N/A
Cs-134	Ci	N/A	N/A	N/A	N/A
Cs-137	Ci	N/A	N/A	N/A	N/A
Ba-140	Ci	N/A	N/A	N/A	N/A
La-140	Ci	N/A	N/A	N/A	N/A
Ce-141	Ci	N/A	N/A	N/A	N/A
Ce-144	Ci	N/A	N/A	N/A	N/A
Total	Ci	N/A	N/A	N/A	N/A

Tritium	Units	Quarter 1	Quarter 2	Quarter 3	Quarter 4
H3	Ci	N/A	N/A	N/A	N/A

Note: Table 3 contains a listing of TMI ODCM Lower Limit of Detection (LLD).

Enclosure 1: 2022 Annual Radioactive Effluent Release Report for TMI
Attachment 1 – Page 13 of 17

TABLE 1D (continued)
EFFLUENT AND WASTE DISPOSAL ANNUAL REPORT 2022
GASEOUS EFFLUENTS – MIXED MODE RELEASES - CONTINUOUS MODE TMI-2

Fission And Activation Gasses	Units	Quarter 1	Quarter 2	Quarter 3	Quarter 4
Ar-41	Ci	<LLD	<LLD	<LLD	<LLD
Kr-85	Ci	<LLD	<LLD	<LLD	<LLD
Kr-85m	Ci	<LLD	<LLD	<LLD	<LLD
Kr-87	Ci	<LLD	<LLD	<LLD	<LLD
Kr-88	Ci	<LLD	<LLD	<LLD	<LLD
Xe-133	Ci	<LLD	<LLD	<LLD	<LLD
Xe-135	Ci	<LLD	<LLD	<LLD	<LLD
Xe-135m	Ci	<LLD	<LLD	<LLD	<LLD
Xe-138	Ci	<LLD	<LLD	<LLD	<LLD
Total	Ci	N/A	N/A	N/A	N/A

Radioiodines	Units	Quarter 1	Quarter 2	Quarter 3	Quarter 4
I-131	Ci	N/A	N/A	N/A	N/A
I-133	Ci	N/A	N/A	N/A	N/A
I-135	Ci	N/A	N/A	N/A	N/A
Total	Ci	N/A	N/A	N/A	N/A

Particulates	Units	Quarter 1	Quarter 2	Quarter 3	Quarter 4
Cr-51	Ci	<LLD	<LLD	<LLD	<LLD
Mn-54	Ci	<LLD	<LLD	<LLD	<LLD
Co-58	Ci	<LLD	<LLD	<LLD	<LLD
Fe-59	Ci	<LLD	<LLD	<LLD	<LLD
Co-60	Ci	<LLD	<LLD	<LLD	<LLD
Sr-89	Ci	<LLD	<LLD	<LLD	<LLD
Sr-90	Ci	<LLD	<LLD	<LLD	<LLD
Mo-99	Ci	<LLD	<LLD	<LLD	<LLD
Ag-110m	Ci	<LLD	<LLD	<LLD	<LLD
Cs-134	Ci	<LLD	<LLD	<LLD	<LLD
Cs-137	Ci	<LLD	<LLD	<LLD	<LLD
Ba-140	Ci	<LLD	<LLD	<LLD	<LLD
La-140	Ci	<LLD	<LLD	<LLD	<LLD
Ce-141	Ci	<LLD	<LLD	<LLD	<LLD
Ce-144	Ci	<LLD	<LLD	<LLD	<LLD
Total	Ci	N/A	N/A	N/A	N/A

Tritium	Units	Quarter 1	Quarter 2	Quarter 3	Quarter 4
H3	Ci	3.08E-01	1.31E-01	3.87E-02	1.55E-02

Note: Table 3 contains a listing of TMI ODCM Lower Limit of Detection (LLD).

Enclosure 1: 2022 Annual Radioactive Effluent Release Report for TMI

Attachment 1 – Page 14 of 17

TABLE 2A
EFFLUENT AND WASTE DISPOSAL ANNUAL REPORT 2022
LIQUID EFFLUENTS – SUMMATION OF ALL RELEASES TMI-2

	UNIT	QUARTER 1	QUARTER 2	QUARTER 3	QUARTER 4	EST TOTAL ERROR %
A. FISSION AND ACTIVATION PRODUCTS						
1. Total Release (Not incl. Tritium, gases, alpha)	Ci	1.09E-06	3.85E-06	3.64E-06	<LLD	25%
2. Avg diluted concentration during period	µCi/ml	3.83E-09	8.96E-10	1.15E-09	<LLD	
3. Percent of applicable limit	%	*	*	*	*	
B. TRITIUM						
1. Total Release	Ci	<LLD	<LLD	<LLD	<LLD	25%
2. Avg diluted concentration during period	µCi/ml	N/A	N/A	N/A	N/A	
3. Percent of applicable limit	%	*	*	*	*	
C. DISSOLVED AND ENTRAINED GASES						
1. Total Release	Ci	<LLD	<LLD	<LLD	<LLD	25%
2. Avg diluted concentration during period	µCi/ml	N/A	N/A	N/A	N/A	
3. Percent of applicable limit	%	*	*	*	*	
D. GROSS ALPHA RADIOACTIVITY						
1. Total Release	Ci	<LLD	<LLD	<LLD	<LLD	25%
E. <u>VOLUME OF WASTE RELEASE (PRIOR TO DILUTION)</u>						
	LITERS	1.17E+03	3.58E+03	1.02E+04	0.00E+00	10%
F. VOLUME OF DILUTION WATER USED						
	LITERS	2.84E+05	4.29E+06	3.14E+06	0.00E+00	10%

Note: Table 3 contains a listing of TMI ODCM Lower Limit of Detection (LLD).

*ODCM Limits – Listed on Dose summary Table

Enclosure 1: 2022 Annual Radioactive Effluent Release Report for TMI
Attachment 1 – Page 15 of 17

TABLE 2B
EFFLUENT AND WASTE DISPOSAL ANNUAL REPORT 2022
LIQUID EFFLUENTS - BATCH MODE TMI-2

Fission and Activation Products	Units	Quarter 1	Quarter 2	Quarter 3	Quarter 4
H-3	Ci	<LLD	<LLD	<LLD	<LLD
Cr-51	Ci	<LLD	<LLD	<LLD	<LLD
Mn-54	Ci	<LLD	<LLD	<LLD	<LLD
Fe-55	Ci	<LLD	<LLD	<LLD	<LLD
Co-58	Ci	<LLD	<LLD	<LLD	<LLD
Fe-59	Ci	<LLD	<LLD	<LLD	<LLD
Co-60	Ci	<LLD	<LLD	<LLD	<LLD
Zn-65	Ci	<LLD	<LLD	<LLD	<LLD
Sr-89	Ci	<LLD	<LLD	<LLD	<LLD
Sr-90	Ci	<LLD	<LLD	<LLD	<LLD
Zr-95	Ci	<LLD	<LLD	<LLD	<LLD
Nb-95	Ci	<LLD	<LLD	<LLD	<LLD
Mo-99	Ci	<LLD	<LLD	<LLD	<LLD
Tc-99m	Ci	<LLD	<LLD	<LLD	<LLD
Ag-110m	Ci	<LLD	<LLD	<LLD	<LLD
I-131	Ci	<LLD	<LLD	<LLD	<LLD
Cs-134	Ci	<LLD	<LLD	<LLD	<LLD
Cs-137	Ci	1.09E-06	3.85E-06	3.64E-06	0.00+-00
Ba-140	Ci	<LLD	<LLD	<LLD	<LLD
La-140	Ci	<LLD	<LLD	<LLD	<LLD
Ce-141	Ci	<LLD	<LLD	<LLD	<LLD
Ce-144	Ci	<LLD	<LLD	<LLD	<LLD
Total	Ci	<LLD	5.34E-06	6.53E-06	7.52E-07

Dissolved and Entrained Gases	Units	Quarter 1	Quarter 2	Quarter 3	Quarter 4
Kr-87	Ci	<LLD	<LLD	<LLD	<LLD
Kr-88	Ci	<LLD	<LLD	<LLD	<LLD
Xe-133	Ci	<LLD	<LLD	<LLD	<LLD
Xe-133m	Ci	<LLD	<LLD	<LLD	<LLD
Xe-135	Ci	<LLD	<LLD	<LLD	<LLD
Total	Ci	N/A	N/A	N/A	N/A

Note: Table 3 contains a listing of TMI ODCM Lower Limit of Detection (LLD).

Enclosure 1: 2022 Annual Radioactive Effluent Release Report for TMI
Attachment 1 – Page 16 of 17

TABLE 2B (continued)
EFFLUENT AND WASTE DISPOSAL ANNUAL REPORT 2022
LIQUID EFFLUENTS - CONTINUOUS MODE TMI-2

Fission and Activation Products	Units	Quarter 1	Quarter 2	Quarter 3	Quarter 4
H-3	Ci	N/A	N/A	N/A	N/A
Cr-51	Ci	N/A	N/A	N/A	N/A
Mn-54	Ci	N/A	N/A	N/A	N/A
Fe-55	Ci	N/A	N/A	N/A	N/A
Co-58	Ci	N/A	N/A	N/A	N/A
Fe-59	Ci	N/A	N/A	N/A	N/A
Co-60	Ci	N/A	N/A	N/A	N/A
Zn-65	Ci	N/A	N/A	N/A	N/A
Sr-89	Ci	N/A	N/A	N/A	N/A
Sr-90	Ci	N/A	N/A	N/A	N/A
Zr-95	Ci	N/A	N/A	N/A	N/A
Nb-95	Ci	N/A	N/A	N/A	N/A
Mo-99	Ci	N/A	N/A	N/A	N/A
Tc-99m	Ci	N/A	N/A	N/A	N/A
Ag-110m	Ci	N/A	N/A	N/A	N/A
I-131	Ci	N/A	N/A	N/A	N/A
Cs-134	Ci	N/A	N/A	N/A	N/A
Cs-137	Ci	N/A	N/A	N/A	N/A
Ba-140	Ci	N/A	N/A	N/A	N/A
La-140	Ci	N/A	N/A	N/A	N/A
Ce-141	Ci	N/A	N/A	N/A	N/A
Ce-144	Ci	N/A	N/A	N/A	N/A
Total	Ci	N/A	N/A	N/A	N/A

Dissolved and Entrained Gases	Units	Quarter 1	Quarter 2	Quarter 3	Quarter 4
Kr-87	Ci	N/A	N/A	N/A	N/A
Kr-88	Ci	N/A	N/A	N/A	N/A
Xe-133	Ci	N/A	N/A	N/A	N/A
Xe-133m	Ci	N/A	N/A	N/A	N/A
Xe-135	Ci	N/A	N/A	N/A	N/A
Total	Ci	N/A	N/A	N/A	N/A

Enclosure 1: 2022 Annual Radioactive Effluent Release Report for TMI
Attachment 1 – Page 17 of 17

TABLE 3
ODCM REQUIRED LOWER LIMIT OF DETECTION (LLD)

Gaseous Sampling	
Radioisotope:	LLD Value
Tritium	1E-06 µCi/ml
Principal Gamma Emitters Gas (Kr-87, Kr-88, Xe-133, Xe-133m, Xe-135)	1E-04 µCi/ml
Principal Gamma Emitters Particulate	
Mn-54	1E-11 µCi/ml
Fe-59	1E-11 µCi/ml
Co-58	1E-11 µCi/ml
Co-60	1E-11 µCi/ml
Zn-65	1E-11 µCi/ml
Mo-99	1E-11 µCi/ml
Cs-137	1E-11 µCi/ml
Ce-141	1E-11 µCi/ml
Ce-144	1E-11 µCi/ml
Iodine 131	1E-12 µCi/ml
Gross Alpha	1E-11 µCi/ml
Sr-89	1E-11 µCi/ml
Sr-90	1E-11 µCi/ml

Liquid Sampling	
Radioisotope:	LLD Value
Tritium	1E-05 µCi/ml
Principal Gamma Emitters	
Mn-54	5E-07 µCi/ml
Fe-59	5E-07 µCi/ml
Co-58	5E-07 µCi/ml
Co-60	5E-07 µCi/ml
Zn-65	5E-07 µCi/ml
Mo-99	5E-07 µCi/ml
Cs-134	5E-07 µCi/ml
Cs-137	5E-07 µCi/ml
Ce-141	5E-07 µCi/ml
Ce-144	5E-07 µCi/ml
Iodine 131	1E-06 µCi/ml
Dissolved and Entrained Gases (Kr-87, Kr-88, Xe-133, Xe-133m, Xe-135)	1E-05 µCi/ml
Fe-55	1E-06 µCi/ml
Gross Alpha	1E-07 µCi/ml
Sr-89	5E-08 µCi/ml
Sr-90	5E-08 µCi/ml

**2022 Annual Radioactive Effluent Release Report
Solid Waste and Irradiated Fuel Shipments TMI-1**

A. Solid Waste Shipped Offsite for Burial or Disposal (Not irradiated fuel)

Types of Waste	Total Quantity (m ³)	Total Activity (Ci)	Period	Est. Total Error %
a. Spent resins, filters, evaporator bottoms, etc.	2.24E+00	1.41E+01	01/01/22-12/31/22	+/- 25%
b. Dry compressible waste, contaminated equip, etc.	4.13E+01	1.49E-02	01/01/22-12/31/22	+/- 25%
c. Irradiated components, control rods, etc.	0	0	01/01/22-12/31/22	+/- 25%
d. Other (Oil, Sludge, Sealed Sources)	0	0	01/01/22-12/31/22	+/- 25%

1. Types of Waste

2. Estimate of major nuclide composition (by waste type)

Major Nuclide Composition	%
a. Ni-63	15.99
Co-60	77.34
b. Co-60	35.56
Ni-63	43.98
c. None	
d. None	

**2022 Annual Radioactive Effluent Release Report
Solid Waste and Irradiated Fuel Shipments TMI-1**

3. Solid Waste Disposition_

<u>Number of Shipments</u>	<u>Mode of Transportation</u>	<u>Destination</u>
2	Hittman Transport Services	Energy Solutions LLC 1560 Bear Creek Rd Oak Ridge, TN
1	Hittman Transport Services	Energy Solutions LLC Clive Disposal Site- Containerized Waste Facility

B. Irradiated Fuel Shipments (disposition)

<u>Number of Shipments</u>	<u>Mode of Transportation</u>	<u>Destination</u>
None	None	None

C. Changes to the Process Control Program

None

Enclosure 1: 2022 Annual Radioactive Effluent Release Report for TMI
Attachment 2 – Page 3 of 4

2022 Annual Radioactive Effluent Release Report
Solid Waste and Irradiated Fuel Shipments TMI-2

A. Solid Waste Shipped Offsite for Burial or Disposal (Not irradiated fuel)

Types of Waste	Total Quantity (m³)	Total Activity (Ci)	Period	Est. Total Error %
a. Spent resins, filter sludges, evaporator bottoms, etc.	0.00E+00	0.00E+00	01/01/22-12/31/22	+/- 25%
b. Dry compressible waste, contaminated equip, etc.	0.00E+00	0.00E+00	01/01/22-12/31/22	+/- 25%
c. Irradiated components, control rods, etc.	0.00E+00	0.00E+00	01/01/22-12/31/22	+/- 25%
d. Other (describe) radwaste system sump excess water from rain intrusion	0.00E+00	0.00E+00	01/01/22-12/31/22	+/- 25%

1. Types of Waste

2. Estimate of major nuclide composition (by waste type)

Major Nuclide Composition	%
a. None	
b. None	
c. None	
d. None	

Enclosure 1: 2022 Annual Radioactive Effluent Release Report for TMI-2
Attachment 2 – Page 4 of 4

3. Solid Waste Disposition

<u>Number of Shipments</u>	<u>Mode of Transportation</u>	<u>Destination</u>
None	None	None

**B. Irradiated Fuel Shipments
disposition)**

<u>Number of Shipments</u>	<u>Mode of Transportation</u>	<u>Destination</u>
None	None	None

C. Changes to the Process Control Program

None

Summary of Unplanned Releases from the TMI Site During 2022

There were no unplanned releases from TMI-2 in 2022. The unplanned releases for TMI-1 are summarized in the supplemental information in Attachment 1. The information is reported separately for liquid and gaseous releases, and the number of releases is reported for each quarter with a total curies released. The activity for these releases is also included in Tables 2A and 2B.

The abnormal liquid releases are monthly releases to account for the tritium in groundwater released into the river.

**CHANGES TO THE PROCESS CONTROL PROGRAM AND THE
OFFSITE DOSE CALCULATION MANUAL DURING 2022 AND A LISTING OF
NEW LOCATIONS FOR DOSE CALCULATIONS AND/OR ENVIRONMENTAL
MONITORING IDENTIFIED BY THE LAND USE CENSUS**

1. Changes to the Process Control Program

There were no changes to the TMI Process Control Program in 2022.

2. Changes to the Offsite Dose Calculation Manual

One revision was made to the Offsite Dose Calculation Manual (ODCM) in 2022. It was revision 9. The ODCM change table for revision 9 is included.

3. A listing of new locations for dose calculations and/or environmental monitoring identified by the Land Use Census.

Based on the results of the 2022 Land Use Census, no changes were required to the Radiological Environmental Monitoring Program. There were residences in all sixteen (16) meteorological sectors as identified in this report.

There were gardens identified in all sixteen sectors.

ODCM Change Summary Matrix
 REMIP Changes – Determination A = Technical Change, Determination B = Administrative Change

Item No.	(new) Rev. 9 page No.	Determination Identifier	Description of Change	Reason for Change	Safety/Regulatory Justification for Change
1	26	A	Iodine sampler removed for Chemical Cleaning Building (CCB)	No longer applicable following > 60 days after <u>shutdown</u>	Iodine is no longer present > 60 days post-shutdown
2	26	A	Note added for CCB, Waste Handling and Packaging Facility and Respirator and Laundry Maintenance Facility to reflect that any dose released from these buildings will be attributed to Unit 2 once utilized by TMI 2 Solutions, Inc	Buildings and associated equipment utilized by Unit 2	Any dose released from these buildings is attributed to Unit 2.
3	49	A	Iodine sampler removed for Chemical Cleaning Building (CCB)	No longer applicable following > 60 days after <u>shutdown</u>	Iodine is no longer present > 60 days post-shutdown
4	58	A	Note added for CCB, Waste Handling and Packaging Facility and Respirator and Laundry Maintenance Facility to reflect that any dose released from these buildings will be attributed to Unit 2 once utilized by TMI 2 Solutions, Inc	Buildings and associated equipment utilized by Unit 2	Any dose released from these buildings is attributed to Unit 2.

ODCM Change Summary Matrix

REMP Changes – Determination A = Technical Change, Determination B = Administrative Change

5	61	B	Numbering in step f changed to reflect proper steps referenced.	Administrative	Administrative
6	134	A	Note added for CCB, Waste Handling and Packaging Facility and Respirator and Laundry Maintenance Facility to reflect that any dose released from these buildings will be attributed to Unit 2 once utilized by TMI 2 Solutions, Inc	Buildings and associated equipment utilized by Unit 2	Any dose released from these buildings is attributed to Unit 2.
7	138	A	Note added for CCB, Waste Handling and Packaging Facility and Respirator and Laundry Maintenance Facility to reflect that any dose released from these buildings will be attributed to Unit 2 once utilized by TMI 2 Solutions, Inc	Buildings and associated equipment utilized by Unit 2	Any dose released from these buildings is attributed to Unit 2.

OFFSITE DOSE CALCULATION MANUAL (ODCM)

INTRODUCTION

The OFFSITE DOSE CALCULATION MANUAL (ODCM) is a supporting document of the Three Mile Island Nuclear Station (TMI) Unit 1 and Unit 2 PDMS Technical Specifications and implements TMI radiological effluent controls. The ODCM contains the controls, bases, and surveillance requirements for liquid and gaseous radiological effluents. In addition, the ODCM describes the methodology and parameters to be used in the calculation of off-site doses due to radioactive liquid and gaseous effluents. This document also describes the methodology used for calculation of the liquid and gaseous effluent monitoring instrumentation alarm/trip set points. Liquid and Gaseous Radwaste Treatment System configurations are also included.

The ODCM also is used to define the requirements for the TMI radiological environmental monitoring program (REMP) and contains a list and graphical description of the specific sample locations used in the REMF.

The ODCM is maintained at the Three Mile Island (TMI) site for use as a reference guide and training document of accepted methodologies and calculations. Changes in the calculation methods or parameters will be incorporated into the ODCM to ensure the ODCM represents the present methodology in all applicable areas. Changes to the ODCM will be implemented in accordance with the TMI-1 and TMI-2 PDMS Technical Specifications.

The ODCM follows the methodology and models suggested by NUREG-0133, and Regulatory Guide 1.109, Revision 1 for calculation of off-site doses due to plant effluent releases.

TMI implements the TMI Radiological Effluent Controls Program and Regulatory Guide 1.21, Revision 1 (Annual Radioactive Effluent Release Report) requirements by use of a computerized system used to determine TMI effluent releases and to update cumulative effluent doses.

TABLE OF CONTENTS

PART I TMI-1 RADIOLOGICAL EFFLUENT CONTROLS

<u>Section</u>	<u>Page</u>
3.1	
1.0 DEFINITIONS	13
Table 1-1, Frequency Notation	18
Map 1.1, Gaseous Effluent Release Points and Liquid Effluent Outfall Locations	19
2.1 RADIOLOGICAL EFFLUENT CONTROLS AND BASES	20
2.2 Radioactive Effluent Instrumentation	20
2.2.1 Radioactive Liquid Effluent Instrumentation	20
Table 2.1-1, Radioactive Liquid Effluent Instrumentation	22
2.2.2 Radioactive Gaseous Process and Effluent Monitoring Instrumentation	23
Table 2.1-2, Radioactive Gaseous Process and Effluent Monitoring Instrumentation	24
2.3 Radioactive Effluent Controls	29
2.3.1 Liquid Effluent Controls	29
2.3.2 Gaseous Effluent Controls	33
2.3.3 Total Radioactive Effluent Controls	40
3.1 SURVEILLANCES	43
3.2 Radioactive Effluent Instrumentation	43
3.2.1 Radioactive Liquid Effluent Instrumentation	43
Table 3.1-1, Radioactive Liquid Effluent Monitoring Instrumentation Surveillance Requirements	44
3.2.2 Radioactive Gaseous Process and Effluent Monitoring Instrumentation	46
Table 3.1-2, Radioactive Gaseous Process and Effluent Monitoring Instrumentation Surveillance Requirements	47

TABLE OF CONTENTS (Cont'd)**PART I TMI-1 RADIOLOGICAL EFFLUENT CONTROLS**

<u>Section</u>	<u>Page</u>
3.3 Radiological Effluents	52
3.3.1 Liquid Effluents	52
Table 3.2-1, Radioactive Liquid Waste Sampling and Analysis Program	54
3.3.2 Gaseous Effluents	57
Table 3.2-2, Radioactive Gaseous Waste Sampling and Analysis Program	58
3.3.3 Total Radioactive Effluents	62
4.1 PART I REFERENCES	63

TABLE OF CONTENTS (Cont'd)**PART II TMI-2 RADIOLOGICAL EFFLUENT CONTROLS**

<u>Section</u>	<u>Page</u>
1.0 DEFINITIONS	65
Table 1.1, Frequency Notation	68
2.1 CONTROLS AND BASES	69
2.2 Radioactive Effluent Instrumentation	69
2.2.1 Radioactive Liquid Effluent Instrumentation	69
2.2.2 Radioactive Gaseous Process and Effluent Monitoring Instrumentation	69
Table 2.1-2, Radioactive Gaseous Process and Effluent Monitoring Instrumentation	71
2.3 Radioactive Effluent Controls	72
2.3.1 Liquid Effluent Controls	72
2.3.2 Gaseous Effluent Controls	76
2.3.3 Total Radioactive Effluent Controls	83
3.1 SURVEILLANCES	85
3.2 Radioactive Effluent Instrumentation	85
3.2.1 Radioactive Liquid Effluent Instrumentation	85
3.2.2 Radioactive Gaseous Process and Effluent Monitoring Instrumentation	85
Table 3.1-2, Radioactive Gaseous Process and Effluent Monitoring Instrumentation Surveillance Requirements	86
3.3 Radioactive Effluents	87
3.3.1 Liquid Effluents	87
Table 3.2-1, Radioactive Liquid Waste Sampling and Analysis Program	88
3.3.2 Gaseous Effluents	89

TABLE OF CONTENTS (Cont'd)**PART II TMI-2 RADIOLOGICAL EFFLUENT CONTROLS**

<u>Section</u>	<u>Page</u>
Table 3.2-2, Radioactive Gaseous Waste Sampling and Analysis Program	90
3.3.3 Total Radioactive Effluents	93
4.1 PART II REFERENCES	94

TABLE OF CONTENTS (Cont'd)**PART III EFFLUENT DATA AND CALCULATIONAL METHODOLOGIES**

<u>Section</u>	<u>Page</u>
1.1 LIQUID EFFLUENT MONITORS	96
1.2 TMI-1 and TMI-2 Liquid Radiation Monitor Set Points	96
1.3 TMI Liquid Effluent Release Points and Liquid Radiation Monitor Data	97
1.4 Control of Liquid Releases	99
2.1 LIQUID EFFLUENT DOSE ASSESSMENT	104
2.2 Liquid Effluents - 10 CFR 50 Appendix I	104
2.3 TMI Liquid Radwaste System Dose Calcs Once Per Month	105
3.1 TMI LIQUID EFFLUENT WASTE TREATMENT SYSTEM	124
3.2 TMI-1 Liquid Effluent Waste Treatment System	124
3.3 Operability of the TMI-1 Liquid Effluent Waste Treatment System	125
3.4 TMI-2 Liquid Effluent Waste Treatment System	126
4.1 GASEOUS EFFLUENT MONITORS	129
4.2 TMI-1 Noble Gas Monitor Set Points	129
4.3 TMI-1 Particulate and Radioiodine Monitor Set Points	131
4.4 TMI-2 Gaseous Radiation Monitor Set Points	132
4.5 TMI-1 Gaseous Effluent Release Points and Gaseous Radiation Monitor Data	133
4.6 TMI-2 Gaseous Effluent Release Points and Gaseous Radiation Monitor Data	135
4.7 Control of Gaseous Effluent Releases	136

TABLE OF CONTENTS (Cont'd)**PART III EFFLUENT DATA AND CALCULATIONAL METHODOLOGIES**

<u>Section</u>	<u>Page</u>
5.1 GASEOUS EFFLUENT DOSE ASSESSMENT	148
5.2 Gaseous Effluents - Instantaneous Release Limits	148
5.2.1 Noble Gases	148
5.2.1.1 Total Body	148
5.2.1.2 Skin	149
5.2.2 Iodines, Tritium and Particulates	150
5.3 Gaseous Effluents - 10 CFR 50 Appendix I	151
5.3.1 Noble Gases	151
5.3.2 Iodines, Tritium and Particulates	152
5.4 Gaseous Radioactive System Dose Calculations Once per Month	155
6.1 TMI-1 GASEOUS EFFLUENT WASTE TREATMENT SYSTEM	177
6.2 Description of the TMI-1 Gaseous Radwaste Treatment System	177
6.3 Operability of the TMI-1 Gaseous Radwaste Treatment System	177
7.1 EFFLUENT TOTAL DOSE ASSESSMENT	179
8.1 TMINS RADIOLOGICAL ENVIRONMENTAL MONITORING PROGRAM (REMP)	181
8.2 Monitoring Program Requirements	181
8.3 Land Use Census	184
8.4 Interlaboratory Comparison Program	186
9.1 PART III REFERENCES	205

TABLE OF CONTENTS (Cont'd)**PART III EFFLUENT DATA AND CALCULATIONAL METHODOLOGIES**

<u>Section</u>	<u>Page</u>
TABLES	
Table 1.1 TMI Liquid Release Point and Liquid Radiation Monitor Data	100
Table 1.2 TMI-2 Sump Capacities	101
Table 2.1 Liquid Dose Conversion Factors (DCF): DF_{ij}	107
Table 2.2 Bioaccumulation Factors, BF_i	123
Table 4.1 TMI-1 Gaseous Release Point and Gaseous Radiation Monitor Data	137
Table 4.2 TMI-2 Gaseous Release Point and Gaseous Radiation Monitor Data	138
Table 4.3 Dose Factors for Noble Gases and Daughters	139
Table 4.4 Atmospheric Dispersion Factors for Three Mile Island - Station Vent	140
Table 4.5 Atmospheric Dispersion Factors for Three Mile Island - Ground Release	141
Table 4.6 Dose Parameters for Radioiodines and Radioactive Particulate In Gaseous Effluents	142
Table 5.2.1 Pathway Dose Factors, R_i - Infant, Inhalation	156
Table 5.2.2 Pathway Dose Factors, R_i - Child, Inhalation	157
Table 5.2.3 Pathway Dose Factors, R_i - Teen, Inhalation	158
Table 5.2.4 Pathway Dose Factors, R_i - Adult, Inhalation	159
Table 5.3.1 Pathway Dose Factors, R_i - All Age Groups, Ground Plane	160
Table 5.4.1 Pathway Dose Factors, R_i - Infant, Grass-Cow-Milk	161
Table 5.4.2 Pathway Dose Factors, R_i - Child, Grass-Cow-Milk	162
Table 5.4.3 Pathway Dose Factors, R_i - Teen, Grass-Cow-Milk	163
Table 5.4.4 Pathway Dose Factors, R_i - Adult, Grass-Cow-Milk	164
Table 5.5.1 Pathway Dose Factors, R_i - Infant, Grass-Goat-Milk	165

TABLE OF CONTENTS (Cont'd)**PART III EFFLUENT DATA AND CALCULATIONAL METHODOLOGIES**

<u>Section</u>	<u>Page</u>
TABLES	
Table 5.5.2 Pathway Dose Factors, R_i - Child, Grass-Goat-Milk	166
Table 5.5.3 Pathway Dose Factors, R_i - Teen, Grass-Goat-Milk	167
Table 5.5.4 Pathway Dose Factors, R_i - Adult, Grass-Goat-Milk	168
Table 5.6.1 Pathway Dose Factors, R_i - Infant, Grass-Cow-Meat	169
Table 5.6.2 Pathway Dose Factors, R_i - Child, Grass-Cow-Meat	170
Table 5.6.3 Pathway Dose Factors, R_i - Teen, Grass-Cow-Meat	171
Table 5.6.4 Pathway Dose Factors, R_i - Adult, Grass-Cow-Meat	172
Table 5.7.1 Pathway Dose Factors, R_i - Infant, Vegetation	173
Table 5.7.2 Pathway Dose Factors, R_i - Child, Vegetation	174
Table 5.7.3 Pathway Dose Factors, R_i - Teen, Vegetation	175
Table 5.7.4 Pathway Dose Factors, R_i - Adult, Vegetation	176
Table 8.1 Sample Collection and Analysis Requirements	187
Table 8.2 Reporting Levels for Radioactivity Concentrations in Environmental Samples	193
Table 8.3 Detection Capabilities for Environmental Sample Analysis	194
Table 8.4 TMINS REMP Station Locations - Air Particulate and Air Iodine	197
Table 8.5 TMINS REMP Station Locations - Direct Radiation	197
Table 8.6 TMINS REMP Station Locations - Surface Water	199
Table 8.7 TMINS REMP Station Locations - Aquatic Sediment	199
Table 8.8 TMINS REMP Station Locations - Milk	200
Table 8.9 TMINS REMP Station Locations - Fish	200
Table 8.10 TMINS REMP Station Locations - Food Products	200

TABLE OF CONTENTS (Cont'd)**PART III EFFLUENT DATA AND CALCULATIONAL METHODOLOGIES**

<u>Section</u>		<u>Page</u>
MAPS		
MAP 8.1	Three Mile Island Nuclear Station Locations of Radiological Environmental Monitoring Program Stations within 1 Mile of the Site	201
MAP 8.1.A	Three Mile Island Nuclear Station Locations of Radiological ISFSI Pad Location	202
MAP 8.2	Three Mile Island Nuclear Station Locations of Radiological Environmental Monitoring Program Stations within 5 miles of the Site	203
MAP 8.3	Three Mile Island Nuclear Station Locations of Radiological Environmental Monitoring Program Stations Greater than 5 miles from the Site	204
FIGURES		
Figure 1.1	TMI-1 Liquid Effluent Pathways	102
Figure 1.2	TMI-2 Liquid Effluent Pathways	103
Figure 3.1	TMI-1 Liquid Radwaste	127
Figure 3.2	Deleted	128
Figure 4.1	TMI-1 Gaseous Effluent Pathways	143
Figure 4.2	TMI-1 Auxiliary and Fuel Handling Buildings Effluent Pathways	144
Figure 4.3	Deleted	145
Figure 4.4	Deleted	146
Figure 4.5	TMI-2 Gaseous Effluent Filtration System/Pathways	147
Figure 6.1	Deleted	178

TABLE OF CONTENTS (Cont'd)**PART IV REPORTING REQUIREMENTS**

<u>Section</u>	<u>Page</u>
1.0 TMI ANNUAL RADIOLOGICAL ENVIRONMENTAL OPERATING REPORT	208
2.0 TMI ANNUAL RADIOACTIVE EFFLUENT RELEASE REPORT	209
3.0 PART IV REFERENCES	211

APPENDICES

A. Pathway Dose Rate Parameter (P_i)	212
B. Inhalation Pathway Dose Factor (R_i)	213
C. Ground Plane Pathway Dose Factor (R_i)	214
D. Grass-Cow-Milk Pathway Dose Factor (R_i)	215
E. Cow-Meat Pathway Dose Factor (R_i)	217
F. Vegetation Pathway Dose Factor (R_i)	219
APPENDIX A - F REFERENCES	220

PART I

TMI-1 RADIOLOGICAL EFFLUENT CONTROLS

1.0 **DEFINITIONS**

The following terms are defined for uniform interpretation of these controls and surveillances.

1.1 Controlled Area

CONTROLLED AREA (10 CFR 20)— An area, outside of a restricted area but inside the site boundary, access to which is limited by the licensee for any reason.

CONTROLLED AREA (10 CFR 72)— That area immediately surrounding an Independent Spent Fuel Storage Installation (ISFSI)

1.2 Frequency Notation

The FREQUENCY NOTATION specified for the performance of Surveillance Requirements shall correspond to the intervals defined in Table 1-1. All Surveillance Requirements shall be performed within the specified time interval with a maximum allowable extension not to exceed 25% of the surveillance interval. The 25% extension applies to all frequency intervals with the exception of "F." No extension is allowed for intervals designated "F."

1.3 Gaseous Radwaste Treatment

The GASEOUS RADWASTE TREATMENT SYSTEM is the system designed and installed to reduce radioactive gaseous effluent by collecting primary coolant system off gases from the primary system and providing for delay or holdup for the purpose of reducing the total radioactivity prior to release to the environment

1.4 Instrument Channel

An instrument channel is the combination of sensor, wires, amplifiers, and output devices, which are connected for the purpose of measuring the value of a process variable, for the purpose of observation, control, and/or protection. An instrument channel may be either analog or digital.

1.5 Instrumentation Surveillance

1.5.1 Channel Test

A CHANNEL TEST shall be the injection of a simulated signal into the channel as close to the sensor as practical to verify OPERABILITY, including alarm and/or trip functions.

1.5.2 Channel Check

A CHANNEL CHECK shall be the qualitative assessment of channel behavior during operation by observation. This determination shall include, where possible, comparison of the channel indication and/or status with other indications and/or status derived from independent instrumentation channels measuring the same parameter.

1.5.3 Source Check

A SOURCE CHECK shall be the qualitative assessment of channel response when the channel sensor is exposed to a radioactive source.

1.5.4 Channel Calibration

An instrument CHANNEL CALIBRATION is a test, and adjustment (if necessary), to establish that the channel output responds with acceptable range and accuracy to known values of the parameter, which the channel measures, or an accurate simulation of these values. Calibration shall encompass the entire channel, including equipment actuation, alarm, or trip and shall be deemed to include the channel test.

1.6 ISFSI

Independent Spent Fuel Storage Installation

1.7 Member(s) of the Public

MEMBER OF THE PUBLIC means any individual except when that individual is receiving an occupational dose.

1.8 Occupational Dose

OCCUPATIONAL DOSE means the dose received by an individual in the course of employment in which the individual's assigned duties involve exposure to radiation or to radioactive material from licensed and unlicensed sources of radiation, whether in the possession of the licensee or other person. Occupational dose does not include doses received from background radiation, from any medical administration the individual has received, from exposure to individuals administered radioactive material and released under 10CFR35.75, from voluntary participation in medical research programs, or as a member of the public.

1.9 Offsite Dose Calculation Manual (ODCM)

OFFSITE DOSE CALCULATION MANUAL shall contain the methodology and parameters used in the calculation of offsite doses resulting from radioactive gaseous and liquid effluent, in the calculation of gaseous and liquid effluent monitoring Alarm/Trip Setpoints, and in the conduct of the Radiological Environmental Monitoring Program. The ODCM shall also contain (1) the Radioactive Effluent Controls and Radiological Environmental Monitoring Programs required by Section 6.8.4 and (2) descriptions of the information that should be included in the Annual Radiological Environmental Operating and Annual Radioactive Effluent Release Reports required by Specifications 6.9.3 and 6.9.4

1.10 Operable

A system, subsystem, train, component or device, shall be **OPERABLE or** have **OPERABILITY** when it is capable of performing its specified function(s), and when all necessary attendant instrumentation, controls, electrical power, cooling or seal water, lubrication or other auxiliary equipment that are required for the system, subsystem, train, component, or device to perform its function(s), are also capable of performing their related support function(s).

1.11 Permanent Defueling

A defueling shutdown refers to a shutdown for the purpose of removing all fuel assemblies and control rods with the intention to permanently cease operation. Once all fuel has been off-loaded to the spent fuel pool, fuel will no longer be permitted to be loaded into the reactor vessel.

1.12 Process Control Program (PCP)

The PROCESS CONTROL PROGRAM (PCP) shall contain the current formulas, sampling analyses, test, and determinations to be made to ensure that processing and packaging of solid radioactive wastes based on demonstrated processing of actual or simulated wet solid wastes will be accomplished in such a way as to assure compliance with 10 CFR Parts 20, 61, and 71, State regulations, burial ground requirements, and other requirements governing the disposal of solid radioactive waste as described in 1104-28I, "Waste Solidification Process Control Program" and RW-AA-100, "Process Control Program for Radioactive Wastes".

1.13 Protected Area (PA)

Protected Area is a specifically designated area(s) within the Owner Controlled Area, enclosed by one or more physical barriers with assessment and detection, to which access is controlled.

1.14 Purge - Purging

PURGE or PURGING is the controlled process of discharging air or gas from a confinement to maintain temperature, pressure, humidity, concentration or other operating conditions in such a manner that replacement air or gas is required to purify the confinement.

1.15 Restricted Area

RESTRICTED AREA means an area, access to which is limited by the licensee for the purpose of protecting individuals against undue risks from exposure to radiation and radioactive materials. Restricted area does not include areas used as residential quarters, but separate rooms in a residential building may be set apart as a restricted area.

1.16 Site Boundary

The SITE BOUNDARY used as the basis for the limits on the release of gaseous effluents is as defined in Section 2.1.2.2 and shown on Figure 2.1-3 of the TMI-1 DSAR. This boundary line includes portions of the Susquehanna River surface between the east bank of the river and Three Mile Island and between Three Mile Island and Shelley Island.

The SITE BOUNDARY used as the basis for the limits on the release of liquid effluents is as shown in Map 1.1 in Part I of this ODCM.

1.17 Unrestricted Area

UNRESRICTED AREA means an area, access to which is neither limited nor controlled by the licensee.

1.18 Ventilation Exhaust Treatment System

A VENTILATION EXHAUST TREATMENT SYSTEM is any system designed and installed to reduce gaseous radioiodine or radioactive material in particulate form in effluent by passing ventilation or vent exhaust gases through charcoal absorbers and/or HEPA filters for the purpose of removing iodine or particulates from the gaseous exhaust system prior to the release to the environment.

1.19 Venting

VENTING is the controlled process of discharging air as gas from a confinement to maintain temperature, pressure, humidity, concentration or other operating conditions in such a manner that replacement air or gas is not provided. Vent used in system name does not imply a VENTING process

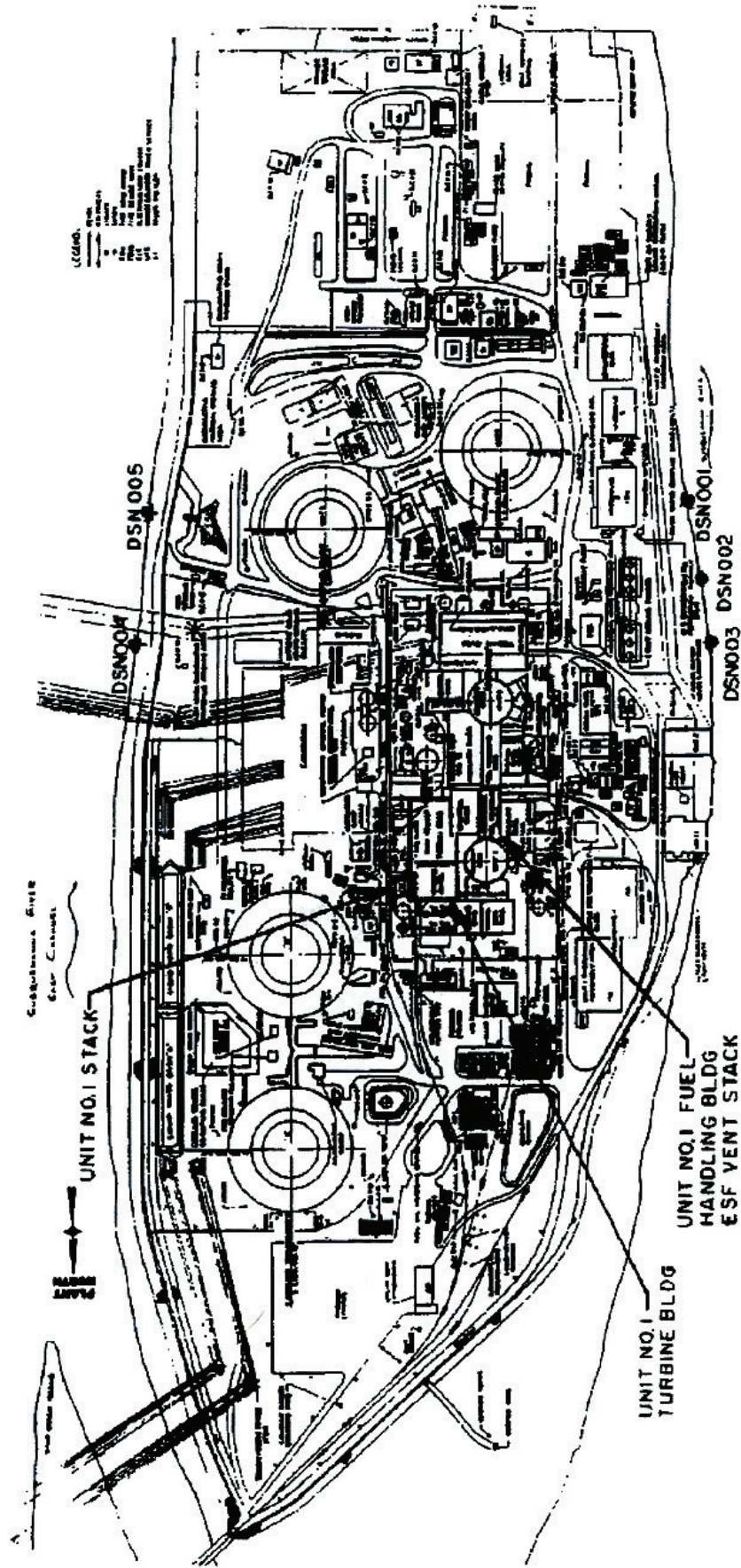
**Table 1-1
Frequency Notation**

Notation	Frequency
S	Shiftly (once per 12 hours)
D	Daily (once per 24 hours)
W	Weekly (once per 7 days)
M	Monthly (once per 31 days)
Q	Quarterly (once per 92 days)
S/A	Semi-Annually (once per 184 days)
R	Refueling Interval (once per 24 months)
P S/U	Prior to each reactor startup, if not done during the previous 7 days
P	Completed prior to each release
N/A (NA)	Not applicable
E	Once per 18 months
F	Not to exceed 24 months

Bases

Section 1.13 establishes the limit for which the specified time interval for Surveillance Requirements may be extended. It permits an allowable extension of the normal surveillance interval to facilitate surveillance scheduling and consideration of plant operating conditions that may not be suitable for conducting the surveillance; e.g., transient conditions or other ongoing surveillance or maintenance activities. It also provides flexibility to accommodate the length of a fuel cycle for surveillances that are specified to be performed at least once each REFUELING INTERVAL. The limitation of Section 1.13 is based on engineering judgment and the recognition that the most probable result of any particular surveillance being performed is the verification of conformance with the Surveillance Requirements. This provision is sufficient to ensure that the reliability ensured through surveillance activities is not significantly degraded beyond that obtained from the specified surveillance interval.

Map 1.1
Gaseous Effluent Release Points and Liquid Effluent Outfall Locations



2.1 **RADIOLOGICAL EFFLUENT CONTROLS AND BASES**

2.2 Radioactive Effluent Instrumentation

2.2.1 Radioactive Liquid Effluent Instrumentation

CONTROL:

The radioactive liquid effluent monitoring instrumentation channels shown in Table 2.1-1 shall be OPERABLE with their alarm/trip setpoints set to ensure that the limits of Control 2.2.1.1 are not exceeded. The alarm/trip setpoints of these channels shall be determined in accordance with the OFFSITE DOSE CALCULATION MANUAL (ODCM).

APPLICABILITY: At all times *

ACTION:

- a. With a radioactive liquid effluent monitoring instrumentation channel alarm/trip setpoint less conservative than required by the above control, immediately suspend the release of radioactive liquid effluent monitored by the affected channel or declare the channel inoperable.
- b. With less than the minimum number of radioactive liquid effluent monitoring instrumentation channels OPERABLE, take the ACTION shown in Table 2.1-1. Exert best efforts to return the instrumentation to OPERABLE status within 30 days and, if unsuccessful, explain in the next Annual Effluent Release Report why the inoperability was not corrected in a timely manner.

* For WDL-FT-84, and RM-L-6, operability is not required when discharges are positively controlled through the closure of WDL-V-257.

* For RM-L-12 and associated IWTS/IWFS flow interlocks, operability is not required when discharges are positively controlled through the closure of IW-V-72, 75 and IW-V-280, 281.

* For SR-FT-146, operability is not required when discharges are positively controlled through the closure of WDL-V-257, IW-V-72, 75 and IW-V-280, 281.

BASES

The radioactive liquid effluent instrumentation is provided to monitor and control, as applicable, the releases of radioactive materials in liquid effluent during actual or potential releases. The alarm/trip setpoints for these instruments shall be calculated in accordance with NRC approved methods in the ODCM to ensure that the alarm/trip will occur prior to exceeding ten times the effluent concentrations of 10 CFR Part 20.

Table 2.1-1
Radioactive Liquid Effluent Instrumentation

Instrument		Minimum Channels Operable	ACTION
1.	Gross Radioactivity Monitors		
	Providing Automatic Termination of Release		
a.	Unit 1 Liquid Radwaste Effluent Line (RM-L6)	1	18
b.	IWTS/IWFS Discharge Line (RM-L12)	1	20
2.	Flow Rate Measurement Devices		
a.	Unit 1 Liquid Radwaste Effluent Line (WDL-FT-84)	1	21
b.	Station Effluent Discharge (SR-FT-146)	1	21

Table Notation

- ACTION 18** With the number of channels OPERABLE less than required by the Minimum Channels OPERABLE requirement, effluent releases may continue, provided that prior to initiating a release:
- At least two independent samples are analyzed in accordance with surveillances 3.2.1.1.1 and 3.2.1.1.2 and;
 - At least two technically qualified members of the Unit staff independently verify the release rate calculations and verify the discharge valve lineup.
 - The TMI Plant Manager shall approve each release. Otherwise, suspend release of radioactive effluents via this pathway.
- ACTION 20** With the number of channels OPERABLE less than required by the Minimum Channels OPERABLE requirement, effluent releases via this pathway may commence or continue provided that grab samples are collected and analyzed for gross radioactivity (beta or gamma) at a limit of detection of at least 1×10^{-7} microcuries/ml, prior to initiating a release and at least once per 12 hours during release.
- ACTION 21** With the number of channels OPERABLE less than required by the Minimum Channels OPERABLE requirement, radioactive effluent releases via this pathway may continue, provided the flow rate is estimated at least once per 4 hours during actual releases. Pump curves may be used to estimate flow.

2.2.2 Radioactive Gaseous Process and Effluent Monitoring Instrumentation

CONTROL:

The radioactive gaseous process and effluent monitoring instrumentation channels shown in Table 2.1-2 shall be OPERABLE with their alarm/trip setpoints set to ensure that the limits of Control 2.2.2.1 are not exceeded. The alarm/trip setpoints of these channels shall be determined in accordance with the OFFSITE DOSE CALCULATION MANUAL (ODCM).

APPLICABILITY: As shown in Table 2.1-2

ACTION:

- a. With a radioactive gaseous process or effluent monitoring instrumentation channel alarm/trip setpoint less conservative than required by the above control, immediately suspend the release of radioactive effluent monitored by the affected channel or declare the channel inoperable.
- b. With less than the minimum number of radioactive gaseous process or effluent monitoring instrumentation channels OPERABLE, take the ACTION shown in Table 2.1-2. Exert best efforts to return the instrumentation to OPERABLE status within 30 days and, if unsuccessful, explain in the next Annual Effluent Release Report why the inoperability was not corrected in a timely manner.

BASES

The radioactive gaseous effluent instrumentation is provided to monitor and control, as applicable, the releases of radioactive materials in gaseous effluent during actual or potential releases. The alarm/trip setpoints for these instruments shall be calculated in accordance with NRC approved methods in the ODCM to provide reasonable assurance that the annual releases are within the limits specified in 10 CFR 20.1301.

Table 2.1-2
Radioactive Gaseous Process and Effluent Monitoring Instrumentation

<u>INSTRUMENT</u>	<u>MINIMUM CHANNEL OPERABLE</u>	<u>APPLICABILITY</u>	<u>ACTION</u>
-------------------	---	----------------------	---------------

Table 2.1-2 (Cont'd)
Radioactive Gaseous Process and Effluent Monitoring Instrumentation

<u>INSTRUMENT</u>	<u>MINIMUM CHANNEL OPERABLE</u>	<u>APPLICABILITY</u>	<u>ACTION</u>
1. Auxiliary and Fuel Handling Building Ventilation System			
a. Noble Gas Activity Monitor (RM-A-8) or (RM-A-4 and RM-A-6)	1	*	27
b.. Particulate Sampler (RM-A-8) or (RM-A-4 and RM-A-6)	1	*	31
c. Effluent System Flow Rate Measuring Devices (AH-FR-149 and AH-FR-150)	1	*	26
d. Sampler Flow Rate Monitor (RM-FI-1230 or RM-A-4\FI and RM-A-6\FI)	1	*	26

Table 2.1-2 (Cont'd)
Radioactive Gaseous Process and Effluent Monitoring Instrumentation

<u>INSTRUMENT</u>	<u>MINIMUM CHANNEL OPERABLE</u>	<u>APPLICABILITY</u>	<u>ACTION</u>
**2. Chemical Cleaning Building Ventilation System			
a. Noble Gas Activity Monitor (ALC RM-I-18)	1 ⁽³⁾	###	27
b. Particulate Sampler (ALC RM-I-18)	1	###	31
**3. Waste Handling and Packaging Facility Ventilation System			
a. Particulate Sampler (WHP-RIT-1)	1	###	31
**4. Respirator and Laundry Maintenance Facility Ventilation System			
a. Particulate Sampler (RLM-RM-1)	1	###	31

NOTE 3: Channel only required when liquid radwaste is moved or processed within the facility (e.g., includes recirculation, cleanup, transfers out of, within, or into Chemical Cleaning Building, etc.).

****** As these buildings and ventilation systems are utilized by TMI-2 Solutions, LLC, each release point is attributed to Unit 2.

Table 2.1-2 (Cont'd)
Table Notation

- * At all times
- ### During operation of the ventilation system

ACTION 26 With the number of channels OPERABLE less than required by the Minimum Channels OPERABLE requirement, effluent releases via this pathway may continue provided the flow rate is estimated at least once per 4 hours.

ACTION 27 With the number of channels OPERABLE less than required by the Minimum Channels OPERABLE requirement, effluent releases via this pathway may continue provided grab samples are taken at least once per 12 hours and the initial samples are analyzed for gross activity (gamma scan) within 24 hours after the channel has been declared inoperable.

NOTE: Compensatory sampling under Action 27 and Action 31 is not required if the associated radiation monitor is declared out of service due to a loss of alarm functionality only as long as a Channel Check is performed for the affected instrument(s) shiftly and documented in the Control Room log. If the ability of the radiation monitor to perform monitoring of the effluent release pathway is subsequently lost, then compensatory monitoring is required.

Table 2.1-2
Notations (Cont'd)

ACTION 31 With the number of channels OPERABLE less than required by the Minimum Channels OPERABLE requirement, effluent releases via this pathway may continue provided that within four hours after the channel has been declared inoperable, samples are continuously collected with auxiliary sampling equipment.

After the reactor has been shut down > 60 days, Iodine samples are not required

ACTION 32 Deleted

ACTION 33 Deleted

2.3 Radioactive Effluent Controls

2.3.1 Liquid Effluent Controls

2.3.1.1 Liquid Effluent Concentration

CONTROL:

The concentration of radioactive material released at anytime from the unit to unrestricted areas shall be limited to ten times the concentrations specified in 10 CFR Part 20.1001-20.2401, Appendix B, Table 2, Column 2 for radionuclides other than dissolved or entrained noble gases.

APPLICABILITY: At all times

ACTION:

With the concentration of radioactive material released from the unit to unrestricted areas exceeding the above limits, immediately restore concentrations within the above limits.

BASES

This control is provided to ensure that the concentration of radioactive materials released in liquid waste effluent from the unit to unrestricted areas will be less than ten times the concentration levels specified in 10 CFR Part 20.1001-20.2401, Appendix B, Table 2. This limitation provides additional assurance that the levels of radioactive materials in bodies of water outside the site will not result in exposures with (1) the Section II.A design objectives of Appendix I, 10 CFR Part 50, to a MEMBER OF THE PUBLIC and (2) the limits of 10 CFR Part 20.1301 to the population. The concentration limit for noble gases is based upon the assumption the Xe-135 is the controlling radioisotope and its MPC in air (submersion) was converted to an equivalent concentration in water using the methods described in International Commission on Radiological Protection (ICRP) Publication 2.

2.3.1.2 Liquid Effluent Dose

CONTROL

The dose or dose commitment to a MEMBER OF THE PUBLIC from radioactive materials in liquid effluents released from the unit to the SITE BOUNDARY shall be limited:

- a. During any calendar quarter to less than or equal to 1.5 mrem to the total body and to less than or equal to 5 mrem to any organ.
- b. During any calendar year to less than or equal to 3 mrem to the total body and to less than or equal to 10 mrem to any organ.

APPLICABILITY: At all times

ACTION:

- a. With the calculated dose from the release of radioactive materials in liquid effluents exceeding any of the above limits, prepare and submit to the NRC Region I Administrator within 30 days, a Special Report, which identifies the cause(s) for exceeding the limit(s), and defines the corrective actions to be taken to reduce the releases of radioactive materials in liquid effluents during the remainder of the current calendar quarter and during the subsequent 3 calendar quarters so that the cumulative dose or dose commitment to any individual from such releases during these four calendar quarters is within 3 mrem to the total body and 10 mrem to any organ. This Special Report shall also include (1) the result of radiological analyses of the drinking water source, and (2) the radiological impact on finished drinking water supplies with regard to the requirements of 40 CFR 141, Safe Drinking Water Act.

BASES

This control and associated action is provided to implement the requirements of Sections II.A, III.A, and IV.A of Appendix I, 10 CFR Part 50. The Control implements the guides set forth in Section II.A of Appendix I. The ACTION statements provide the required operating flexibility and at the same time implement the guides set forth in Section IV.A of Appendix I to assure that the releases of radioactive material in liquid effluents will be kept "as low as is reasonably achievable". Also, for fresh water sites with drinking water supplies which can be potentially affected by plant operations, there is reasonable assurance that the operation of the facility will not result in radionuclide concentrations in the finished drinking water that are in excess of the requirements of 10 CFR 20. The dose calculations in the ODCM implement the requirements in Section III.A. of Appendix I that conformance with the guides of Appendix I is to be shown by calculational procedures based on models and data such that the actual exposure of a MEMBER OF THE PUBLIC through appropriate pathways is unlikely to be substantially underestimated. The equations specified in the ODCM for calculating the doses due to the actual release rates of radioactive materials in liquid effluents are consistent with the methodology provided in Regulatory Guide 1.109, "Calculation of Annual Doses to Man from Routine Releases of Reactor Effluents for the Purpose of Evaluating Compliance with 10 CFR Part 50, Appendix I," Revision 1, October, 1977, and Regulatory Guide 1.113, "Estimating Aquatic Dispersion of Effluents from Accidental and Routine Reactor Releases for the Purpose of Implementing Appendix I," April, 1977. NUREG-0133 provides methods for dose calculations consistent with Regulatory Guides 1.109 and 1.113.

2.3.1.3 Liquid Radwaste Treatment System

CONTROL:

The appropriate portions of the liquid radwaste treatment system shall be used to reduce the radioactive materials in liquid wastes prior to their discharge when the projected doses due to the liquid effluent from the unit to unrestricted areas would exceed 0.06 mrem to the total body or 0.2 mrem to any organ in any calendar month.

APPLICABILITY: At all times

ACTION:

- c. With radioactive liquid waste being discharged without treatment and in excess of the above limits, prepare and submit to the NRC Region I Administrator within 30 days, a Special Report which includes the following information:
 - 1. Explanation of why liquid radwaste was being discharged without treatment, identification of any inoperable equipment or subsystems, and the reason for inoperability,
 - 2. Action(s) taken to restore the inoperable equipment to OPERABLE status, and,
 - 3. A summary description of action(s) taken to prevent a recurrence

BASES

The requirement that the appropriate portions of this system be used, when specified, provides assurance that the releases of radioactive materials in liquid effluents will be kept as low as is reasonably achievable. This control implements the requirements of 10 CFR Part 50.36a, General Design Criterion 60 of Appendix A to 10 CFR Part 50 and the design objective given in Section II.D of Appendix I to 10 CFR Part 50. The intent of Section II.D. is to reduce effluents to as low as is reasonably achievable in a cost effective manner. This control satisfies this intent by establishing a dose limit which is a small fraction (25%) of Section II.A of Appendix I, 10 CFR Part 50 dose requirements. This margin, a factor of 4, constitutes a reasonable reduction.

2.3.1.4 Liquid Holdup Tanks

CONTROL

The quantity of radioactive material contained in each of the following tanks shall be limited to less than or equal to 10 curies, excluding tritium and dissolved or entrained noble gases.

- d. Outside temporary tank

APPLICABILITY: At all times.

ACTION:

- a. With the quantity of radioactive material in any of the above listed tanks exceeding the above limit, immediately suspend all additions of radioactive material to the tank and within 48 hours reduce the tank contents to within the limit.

BASES

Restricting the quantity of radioactive material contained in the specified tanks provides assurance that in the event of an uncontrolled release of the tanks' contents, the resulting concentrations would be less than the limits of 10 CFR Part 20.1001-20-20.2401, Appendix B, Table 2, Column 2, at the nearest potable water supply and the nearest surface water supply in an unrestricted area.

2.3.2 Gaseous Effluent Controls

2.3.2.1 Gaseous Effluent Dose Rate

CONTROL:

The dose rate due to radioactive materials released in gaseous effluent from the site shall be limited to the following:

- a. For noble gases: less than or equal to 500 mrem/yr to the total body and less than or equal to 3000 mrem/yr to the skin, and
- b. For tritium and all radionuclides in particulate form with half lives greater than 8 days: less than or equal to 1500 mrem/yr to any organ.

APPLICABILITY: At all times

ACTION:

With the release rate(s) exceeding the above limits, immediately decrease the release rate to comply with the above limit(s).

BASES

The control implements the requirement in Technical Specification 6.8.4.b (7). This specification is provided to ensure that the dose from radioactive materials in gaseous effluents at and beyond the SITE BOUNDARY will be within the annual dose limits of 10 CFR Part 20. The annual dose limits are the doses associated with 10 times the concentrations of 10 CFR Part 20, Appendix B, Table 2, Column 1. These limits provide reasonable assurance that radioactive material discharged in gaseous effluents will not result in the exposure of a MEMBER OF THE PUBLIC, either within or outside the SITE BOUNDARY, to annual average concentrations exceeding the limits specified in Appendix B, Table 2 of 10 CFR Part 20.1302. For MEMBERS OF THE PUBLIC who may at times be within the SITE BOUNDARY, the occupancy of the MEMBER OF THE PUBLIC will be sufficiently low to compensate for any increase in the atmospheric diffusion factor above that for the exclusion area boundary. The specified release rate limits restrict, at all times, the corresponding gamma and beta dose rates above background to a MEMBER OF THE PUBLIC at or beyond the SITE BOUNDARY to less than or equal to 500 mrem/year to the total body, or to less than or equal to 3000 mrem/year to the skin. These release rate limits also restrict, at all times, the corresponding thyroid dose rate above background to a child via the inhalation pathway to less than or equal to 1500 mrem/year (NUREG 1301).

2.3.2.2 Gaseous Effluents Dose-Noble Gases**CONTROL:**

The air dose due to noble gases released in gaseous effluents from the unit to areas at and beyond the SITE BOUNDARY shall be limited to the following:

- c. During any calendar quarter: less than or equal to 5 mrad for gamma radiation and less than or equal to 10 mrad for beta radiation and,

- d. During any calendar year: less than or equal to 10 mrad for gamma radiation and less than or equal to 20 mrad for beta radiation.

APPLICABILITY: At all times

ACTION:

- a. With the calculated air dose from radioactive noble gases in gaseous effluents exceeding any of the above limits, prepare and submit to the NRC Region I Administrator within 30 days, a Special Report which identifies the cause(s) for exceeding the limit(s) and defines the corrective actions that have been taken to reduce the releases and the proposed corrective actions to be taken to assure that subsequent releases will be in compliance with the above limits.

BASES

This control applies to the release of radioactive materials in gaseous effluents from TMI-1.

This control and associated action is provided to implement the requirements of Section II.B, III.A and IV.A of Appendix I, 10 CFR Part 50. The Control implements the guides set forth in Section II.B of Appendix I. The ACTION statements provide the required operating flexibility and at the same time implement the guides set forth in Section IV.A of Appendix I to assure that the releases of radioactive material in gaseous effluents will be kept "as low as is reasonably achievable." The Surveillance Requirements implement the requirements in Section III.A of Appendix I that conformance with the guides of Appendix I be shown by calculational procedures based on models and data such that the actual exposure of a MEMBER OF THE PUBLIC through the appropriate pathways is unlikely to be substantially underestimated. The dose calculation methodology and parameters established in the ODCM for calculating the doses due to the actual release rates of radioactive noble gases in gaseous effluents are consistent with the methodology provided in Regulatory Guide 1.109, "Calculation of Annual Doses to Man from Routine Release of Reactor Effluents for the Purpose of Evaluating Compliance with 10 CFR Part 50, Appendix I," Revision 1, October 1977 and Regulatory Guide 1.111, "Methods for Estimating Atmospheric Transport and Dispersion of Gaseous Effluents in

Routine Releases from Light-Water Cooled Reactors", Revision 1, July 1977. The ODCM equations provided for determining the air doses at and beyond the SITE BOUNDARY are based upon the historical average atmospheric conditions. NUREG-0133 provides methods for dose calculations consistent with Regulatory Guides 1.109 and 1.111.

2.3.2.3 Dose - Tritium, and Radionuclides in Particulate Form

CONTROL:

The dose to a MEMBER OF THE PUBLIC from Tritium, and all radionuclides in particulate form with half-lives greater than 8 days, in gaseous effluents released from the unit to areas at and beyond the SITE BOUNDARY shall be limited to the following:

- e. During any calendar quarter: less than or equal to 7.5 mrem to any organ, and
- f. During any calendar year: less than or equal to 15 mrem to any organ.

APPLICABILITY: At all times

ACTION:

With the calculated dose from the release of Tritium and radionuclides in particulate form with half-lives greater than 8 days, in gaseous effluents exceeding any of the above limits, prepare and submit to the NRC Region I Administrator within 30 days, a Special Report which identifies the cause(s) for exceeding the limit and defines the corrective actions that have been taken to reduce the releases and the proposed corrective actions to be taken to assure that subsequent releases will be in compliance with the above limits.

BASES

This control applies to the release of radioactive materials in gaseous effluents from TMI-1.

This control and associated action is provided to implement the requirements of Section II.C, III.A and IV.A of Appendix I, 10 CFR Part 50. The Controls are the guides set forth in

Section II.C of Appendix I. The ACTION statement provides the required operating flexibility and at the same time implements the guides set forth in Section IV.A of Appendix I to assure that the releases of radioactive materials in gaseous effluents will be kept "as low as is reasonably achievable." The ODCM calculational methods specified in the surveillance requirements implement the requirements in Section III.A of Appendix I that conformance with the guides of Appendix I be shown by calculational procedures based on models and data such that the actual exposure of a MEMBER OF THE PUBLIC through appropriate pathways is unlikely to be substantially underestimated. The ODCM calculational methodology and parameters for calculating the doses due to the actual release rates of the subject materials are consistent with the methodology provided in Regulatory Guide 1.109, "Calculation of Annual Doses to Man from Routine Releases of Reactor Effluents for the Purpose of Evaluating Compliance with 10 CFR Part 50, Appendix I," Revision 1, October, 1977 and Regulatory Guide 1.111, "Methods for Estimating Atmospheric Transport and Dispersion of Gaseous Effluents in Routine Releases from Light-Water-Cooled Reactors" Revision 1, July, 1977. These equations also provide for determining the actual doses based upon the historical average atmospheric conditions. The release rate controls for tritium and radionuclides in particulate form with half lives greater than 8 days are dependent upon the existing radionuclide pathways to man, in areas at and beyond the SITE BOUNDARY. The pathways that were examined in the development of these calculations were: 1) individual inhalation of airborne radionuclides, 2) deposition of radionuclides onto green leafy vegetation with subsequent consumption by man, 3) deposition onto grassy areas where milk animals and meat producing animals graze with consumption of the milk and meat by man, and 4) deposition on the ground with subsequent exposure of man.

2.3.2.4 Gaseous Radwaste Treatment System

CONTROL

The GASEOUS RADWASTE TREATMENT SYSTEM and the VENTILATION EXHAUST TREATMENT SYSTEM shall be OPERABLE. The appropriate portions of the GASEOUS RADWASTE TREATMENT SYSTEM shall be used to reduce radioactive materials in the gaseous waste prior to their discharge when the monthly projected gaseous effluent air doses due to untreated gaseous effluent releases from the unit

would exceed 0.2 mrad for gamma radiation and 0.4 mrad for beta radiation. The appropriate portions of the VENTILATION EXHAUST TREATMENT SYSTEM shall be used to reduce radioactive materials in gaseous waste prior to their discharge when the monthly projected doses due to gaseous effluent releases from the site would exceed 0.3 mrem to any organ.

APPLICABILITY: At all times, except that charcoal filtration is not required when the reactor has been shut down greater than 60 days.

ACTION:

- g. With the GASEOUS RADWASTE TREATMENT SYSTEM and/or the VENTILATION EXHAUST TREATMENT SYSTEM inoperable for more than a month or with gaseous waste being discharged without treatment and in excess of the above limits, prepare and submit to the NRC Region I Administrator within 30 days, a Special Report which includes the following information:
1. Identification of the inoperable equipment or subsystems and the reason for inoperability,
 2. Action(s) taken to restore the inoperable equipment to OPERABLE status, and
 3. A summary description of action(s) taken to prevent a recurrence

BASES

The use of the GASEOUS RADWASTE TREATMENT SYSTEM and the VENTILATION EXHAUST TREATMENT SYSTEM ensures that gaseous effluents are treated as appropriate prior to release to the environment. The appropriate portions of this system provide reasonable assurance that the releases of radioactive materials in gaseous effluents will be kept "as low as is reasonably achievable." This control implements the requirements of 10 CFR Part 50.36a, General Design Criterion 60 of Appendix A to 10 CFR Part 50, and the design objectives given in Section II.D of Appendix I to 10 CFR Part 50. The specified limits governing the use of appropriate portions of the systems were specified as a suitable fraction of the guide set forth in

Sections II.B and II.C of Appendix I, 10 CFR Part 50, for gaseous effluents.

2.3.2.5 ISFSI

CONTROL:

The total gaseous and liquid cumulative dose contributions are limited to 3.0 mrem for whole body and critical organ, and 55 mrem for the thyroid to preserve assumptions set forth in the 10CFR72.212 report for the spent fuel casks that are stored on the Independent Spent Fuel Storage (ISFSI) pad.

APPLICABILITY: At all times when spent fuel is stored on the ISFSI pad

ACTION:

- h. Exceeding these action levels does not necessarily result in the overall 40CFR190 or 10CFR72.104 requirements not being met. Further calculations are required to determine compliance.

BASES

40 CFR 190 and 10 CFR 72.104

This specification is provided to meet the dose limitations of 40 CFR Part 190 that have been incorporated into 10 CFR 20.1301(d) as well as the dose limitations specific to Independent Spent Fuel Storage Installation (ISFSI) operations in accordance with 10 CFR 72.104.

Over the long term, as more ISFSI casks are placed on the ISFSI pad, it is expected that ISFSI operations will become the prominent contributor to the limits in this section. ISFSI dose contribution is in the form of direct radiation as no liquid or gas releases are expected to occur. The 10 CFR 72.212 report prepared in accordance with ISFSI requirements assumes a certain array of casks exists on the pad. The dose contribution from this array of casks in combination with historical uranium fuel cycle operations prior to ISFSI operations was analyzed to be within the 40 CFR 190 and 10 CFR 72.104 limits.

If TMI Unit 1 liquid and gas radiation values are exceeded, an evaluation is performed to determine if the overall 40 CFR 190 and 10 CFR 72.104 limits have been exceeded. If the dose limits of 40 CFR 190 or 10 CFR 72.104 are exceeded, a special report to the NRC as well as an

appropriate request for exemption /variance is required to be submitted to the NRC. The requirement that the dose limits of 10CFR 72.104 apply to "any real individual" are controlled for ISFSI activities in the ISFSI 72.212 report. Therefore, for the purposes of analyzing dose in the south end of the site, the member of the public as defined in 40 CFR 190 at this area is the same as the "real individual" identified in the 72.212 report. The location for the real individual identified in the ISFSI 72.212 report is the limiting individual for calculating dose.

2.3.2.6 Deleted

2.3.3 Total Radioactive Effluent Controls

2.3.3.1 Total Dose

CONTROL:

The annual (calendar year) dose or dose commitment to any MEMBER OF THE PUBLIC, due to releases of radioactivity and to radiation from uranium fuel cycle sources shall be limited to less than or equal to 25 mrem to the total body or any organ except the thyroid, which shall be limited to less than or equal to 75 mrem.

APPLICABILITY: At all times

ACTION:

With the calculated dose from the release of radioactive materials in liquid or gaseous effluents exceeding twice the limits of Controls 2.2.1.2.a, 2.2.1.2.b, 2.2.2.2.a, 2.2.2.2.b, 2.2.2.3.a, or, 2.2.2.3.b, calculations should be made including direct radiation contributions from the unit and from outside storage tanks to determine whether the above limits of Control 2.2.3.1 have been exceeded. If such is the case, prepare and submit to the NRC Region I Administrator within 30 days, a Special Report which defines the corrective action to be taken to reduce subsequent releases to prevent recurrence of exceeding the above limits and includes the schedule for achieving conformance with the above limits. This Special Report, as defined in 10 CFR Part 20.2203(b), shall include an analysis which estimates the radiation exposure (dose) to a MEMBER OF THE PUBLIC from uranium fuel cycle sources, including all effluent pathways and direct radiation, for the calendar year that includes the release(s) covered by this report. It shall also describe levels of radiation and concentrations of radioactive material involved, and the cause of the exposure levels or concentrations. If the estimated dose(s) exceed the above limits, and if the release condition resulting in violation of 40 CFR 190 has not already been corrected, the Special Report shall include a request for a variance in accordance with the provisions of 40 CFR 190. Submittal of the report is considered a timely request, and a variance is granted until staff action on the request is complete.

BASES

This control is provided to meet the dose limitations of 40 CFR Part 190 that have been incorporated into 10 CFR Part 20.1301(d). This control requires the preparation and submittal of a Special Report whenever the calculated doses from plant generated radioactive effluents and direct radiation exceed 25 mrem to the total body or any organ, except the thyroid, which shall be limited to less than or equal to 75 mrem. For sites containing up to 4 reactors, it is highly unlikely that the resultant dose to a MEMBER OF THE PUBLIC will exceed the dose limits of 40 CFR Part 190 if the individual reactors remain within twice the dose design objectives of Appendix I, and if direct radiation doses from the reactor units and outside storage tanks are kept small. The

Special Report will describe a course of action that should result in the limitation of the annual dose to a MEMBER OF THE PUBLIC to within the 40 CFR Part 190 limits. For the purposes of the Special Report, it may be assumed that the dose commitment to the member of the public from other uranium fuel cycle sources is negligible, with the exception that dose contributions from other nuclear fuel cycle facilities at the same site or within a radius of 8 km must be considered. If the dose to any member of the public is estimated to exceed the requirements of 40 CFR Part 190, the Special Report with a request for a variance (provided the release conditions resulting in violation of 40 CFR Part 190 have not already been corrected) in accordance with the provisions of 40 CFR Part 190.11 and 10 CFR Part 20.2203(b), is considered to be a timely request and fulfills the requirements of 40 CFR Part 190 until NRC staff action is completed. The variance only relates to the limits of 40 CFR Part 190, and does not apply in any way to the other requirements for dose limitation of 10 CFR Part 20, as addressed in Controls 2.2.1.1 and 2.2.2.1. An individual is not considered a MEMBER OF THE PUBLIC during any period in which he/she is engaged in carrying out any operation that is part of the nuclear fuel cycle.

3.1 **SURVEILLANCES**

3.2 Radioactive Effluent Instrumentation

3.2.1 Radioactive Liquid Effluent Instrumentation

Surveillance Requirements

- 3.2.1.1 Each radioactive liquid effluent monitoring instrumentation channel shall be demonstrated OPERABLE by performance of the CHANNEL CHECK, SOURCE CHECK, CHANNEL CALIBRATION, AND CHANNEL TEST operations during the MODES and at the frequencies shown in Table 3.1-1.

Table 3.1.1-1
Radioactive Liquid Effluent Monitoring Instrumentation Surveillance Requirements

<u>INSTRUMENT</u>		<u>CHANNEL CHECK</u>	<u>SOURCE CHECK</u>	<u>CHANNEL CALIBRATION</u>	<u>CHANNEL TEST</u>
1.	Radioactivity Monitors Providing Alarm and Automatic Isolation				
a.	Unit 1 Liquid Radwaste Effluents Line (RM-L-6)	D	P	R(2)	Q(1)
b.	IWTS/IWFS Discharge Line (RM-L-12)	D	P	R(2)	Q(1)
2.	Flow Rate Monitors				
a.	Unit 1 Liquid Radwaste Effluent Line (WDL-FT-84)	D(3)	N/A	R	Q
b.	Station Effluent Discharge (SR-FT-146)	D(3)	N/A	R	Q

Table 3.1-1 (Cont'd)
Table Notation

- (1) The CHANNEL TEST shall also demonstrate that automatic isolation of this pathway and control room alarm annunciation occurs if the following condition exists:
 1. Instrument indicates measured levels above the high alarm/trip setpoint.
(Includes - circuit failure)
 2. Instrument indicates a down scale failure. (Alarm function only.)
(Includes - circuit failure)
 3. Instrument controls moved from the operate mode (Alarm function only).
- (2) The initial CHANNEL CALIBRATION for radioactivity measurement instrumentation shall be performed using one or more of the reference standards certified by the National Institute of Standards and Technology or using standards that have been obtained from suppliers that participated in measurement assurance activities with NIST. These standards should permit calibrating the system over its intended range of energy and measurement range. For subsequent CHANNEL CALIBRATION, sources that have been related to the initial calibration should be used. (Operating plants may substitute previously established calibration procedures for this requirement)
- (3) CHANNEL CHECK shall consist of verifying indication of flow during periods of release. CHANNEL CHECK shall be made at least once daily on any day on which continuous, periodic, or batch releases are made.

3.2.2 Radioactive Gaseous Process and Effluent Monitoring Instrumentation
Surveillance Requirements

- 3.1.2.1 Each radioactive gaseous process or effluent monitoring instrumentation channel shall be demonstrated OPERABLE by performance of the CHANNEL CHECK, SOURCE CHECK, CHANNEL CALIBRATION, and CHANNEL TEST operations at the frequencies shown in Table 3.1-2.

Table 3.1-2
Radioactive Gaseous Process and Effluent Monitoring Instrumentation Surveillance Requirements

<u>INSTRUMENT</u>	<u>CHANNEL CHECK</u>	<u>SOURCE CHECK</u>	<u>CHANNEL CALIBRATION</u>	<u>CHANNEL TEST</u>	<u>APPLICABILITY</u>
-------------------	--------------------------	-------------------------	--------------------------------	-------------------------	----------------------

1. Deleted

2. Deleted

Table 3.1-2 (Cont'd)
Radioactive Gaseous Process and Effluent Monitoring Instrumentation Surveillance Requirements

INSTRUMENT	CHANNEL CHECK	SOURCE CHECK	CHANNEL CALIBRATION	CHANNEL TEST	APPLICABILITY
3. Auxiliary and Fuel Handling Building Ventilation System					
a. Noble Gas Activity Monitor (RM-A8) or (RM-A4 and RM-A6)	D	M	E(3)	Q(1)	*
b. Particulate Sampler (RM-A8) or (RM-A4 and RM-A6)	W	N/A	N/A	N/A	*
c. System Effluent Flow Rate Measurement Devices (AH-FR-149 and AH-FR-150)	D	N/A	E	Q	*
d. Sampler Flow Rate Monitor (RM-FI-1230 or RM-A-4\FI and RM-A-6\FI)	D	N/A	E	N/A	*

Table 3.1-2 (Cont'd)
Radioactive Gaseous Process and Effluent Monitoring Instrumentation Surveillance Requirements

<u>INSTRUMENT</u>		<u>CHANNEL CHECK</u>	<u>SOURCE CHECK</u>	<u>CHANNEL CALIBRATION</u>	<u>CHANNEL TEST</u>	<u>APPLICABILITY</u>
**4.	Chemical Cleaning Building Ventilation System					
	a. Noble Gas Activity Monitor (ALC RM-I-18)	D	M	E(3)	Q(2)	###
	b. Particulate Sampler (ALC RM-I-18)	W	N/A	N/A	N/A	###
**5.	Waste Handling and Packaging Facility Ventilation System					
	a. Particulate Sampler (WHP-RIT-1)	D	W	SA	W	###
**6.	Respirator and Laundry Maintenance Ventilation System					
	a. Particulate Sampler (RLM-RM-1)	D	W	SA	W	###

** As these buildings and ventilation systems are utilized by TMI-2 Solutions, LLC, each release point is owned and attributed to Unit 2.

Table 3.1-2 (Cont'd)
Table Notation

* At all times

During operation of the ventilation system

- (1) The CHANNEL TEST shall also demonstrate that automatic isolation of this pathway for the Auxiliary and Fuel Handling Building Ventilation System, the supply ventilation is isolated and control room alarm annunciation occurs if the following condition exists:
 1. Instrument indicates measured levels above the high alarm/trip setpoint (Includes circuit failure).
 2. Instrument indicates a down scale failure (Alarm function only) (Includes circuit failure).
 3. Instrument controls moved from the operate mode (Alarm function only).
- (2) The CHANNEL TEST shall also demonstrate that control room alarm annunciation occurs if any of the following conditions exist:
 - 1 Instrument indicates measured levels above the alarm setpoint. (includes circuit failure)
 2. Instrument indicates a down scale failure (includes circuit failure).
 3. Instrument controls moved from the operate mode.

Table 3.1-2
NOTATIONS (Cont'd)

- (3) The initial CHANNEL CALIBRATION for radioactivity measurement instrumentation shall be performed using one or more of the reference standards certified by the National Institute of Standards and Technology or using standards that have been obtained from suppliers that participate in measurement assurance activities with NIST. These standards should permit calibrating the system over its intended range of energy and measurement range. For subsequent CHANNEL CALIBRATION, sources that have been related to the initial calibration should be used. (Operating plants may substitute previously established calibration procedures for this requirement.)
- (4) Deleted
- (5) Deleted

3.3 Radiological Effluents

3.3.1 Liquid Effluents

SURVEILLANCE REQUIREMENTS

3.3.1.1 Concentration

3.3.1.1.1 The radioactivity content of each batch of radioactive liquid waste shall be determined prior to release, by sampling and analysis in accordance with Table 3.2-1. The results of pre-release analyses shall be used with the calculational methods in the ODCM to assure that the concentration at the point of release is maintained within the limits of Control 2.2.1.1.

3.3.1.1.2 Post-release analysis of samples composited from batch releases shall be performed in accordance with Table 3.2-1. The results of the previous post-release analysis shall be used with the calculational methods in the ODCM to assure that the concentrations at the point of release were maintained within the limits of Control 2.2.1.1.

3.3.1.1.3 The radioactivity concentration of liquids discharged from continuous release points shall be determined by collection and analysis of samples in accordance with Table 3.2-1. The results of the analysis shall be used with the calculational methods of the ODCM to assure that the concentration at the point of release is maintained within the limits of Control 2.2.1.1.

3.3.1.2 Dose Calculations

3.3.1.2.1 Cumulative dose contributions from liquid effluents shall be determined in accordance with the Offsite Dose Calculation Manual (ODCM) at least once a month.

3.3.1.3 Liquid Waste Treatment

3.3.1.3.1 Doses due to liquid releases shall be projected at least once a month, in accordance with the ODCM.

3.3.1.4 Liquid Holdup Tanks

- 3.3.1.4.1 The quantity of radioactive material contained in each of the tanks specified in Control 2.2.1.4 shall be determined to be within the limit by analyzing a representative sample of the tank's content weekly when radioactive materials are being added to the tank.

Table 3.2-1
Radioactive Liquid Waste Sampling and Analysis Program

Liquid Release Type	Sampling Frequency	Minimum Analysis Frequency	Type of Activity Analysis	Lower Limit of Detection (LLD) ($\mu\text{Ci/ml}$) (Note a)
A.1 Batch Waste Release Tanks (Note d)	P Each Batch	P Each Batch	H-3 Principal Gamma Emitters (Note f)	1×10^{-5} 5×10^{-7}
	P Each Batch	M Composite (Note b)	Gross alpha	1×10^{-7}
	P Each Batch	Q Composite (Note b)	Sr-89, Sr-90 Fe-55	5×10^{-8} 1×10^{-6}
A.2 Continuous Releases (Note e)	Continuous (Note c)	W Composite (Note c)	Principal Gamma Emitters (Note f)	5×10^{-7}
	Continuous (Note c)	M Composite (Note c)	H-3 Gross alpha	1×10^{-5} 1×10^{-7}
	Continuous (Note c)	Q Composite (Note c)	Sr-89, Sr-90 Fe-55	5×10^{-8} 1×10^{-6}

Table 3.2-1 (Cont'd)
Table Notation

- a. The LLD is defined, for purposes of this surveillance, as the smallest concentration of radioactive material in a sample that will yield a net count above system background that will be detected with 95% probability with 5% probability of falsely concluding that a blank observation represents a "real" signal.

For a particular measurement system (which may include radiochemical separation):

$$LLD = \frac{4.66 S_b}{E \times V \times 2.22 \times 10^6 \times Y \times \exp(-\lambda \Delta t)}$$

Where:

LLD is the "a priori" lower limit of detection as defined above (as microcurie per unit mass or volume)

s_b is the standard deviation of the background counting rate or of the counting rate of a blank sample as appropriate (as counts per minute)

E is the counting efficiency (as counts per disintegration)

V is the sample size (in units of mass or volume)

2.22×10^6 is the number of disintegrations per minute per microcurie

Y is the fractional radiochemical yield (when applicable)

λ is the radioactive decay constant for the particular radionuclide, and

Δt is the elapsed time between midpoint of sample collection and time of counting

Typical values of E, V, Y and Δt shall be used in the calculation

It should be recognized that the LLD is defined as an "a priori" (before the fact) limit representing the capability of a measurement system and not as an "a posteriori" (after the fact) limit for a particular measurement

- b. A composite sample is one in which the quantity of liquid sampled is proportional to the quantity of liquid waste discharged and in which the method of sampling employed results in a specimen which is representative of the liquids released

Table 3.2-1 Notations (Cont'd)

- c. To be representative of the quantities and concentrations of radioactive materials in liquid effluent, samples shall be collected continuously in proportion to the rate of flow of the effluent stream. Prior to analyses, all samples taken for the composite shall be thoroughly mixed in order for the composite sample to be representative of the effluent release
- d. A batch release is the discharge of liquid wastes of a discrete volume. Prior to sampling for analyses, each batch shall be isolated, and be thoroughly mixed, by a method described in the ODCM, to assure representative sampling.
- e. A continuous release is the discharge of liquid wastes of a non- discrete volume; e.g., from a volume or system that has an input flow during the continuous release.
- f. The principal gamma emitters for which the LLD specification applies exclusively are the following radionuclides: Mn-54, Fe-59, Co-58, Co-60, Zn-65, Mo-99, Cs-134, Cs-137, Ce-141, and Ce-144. This list does not mean that only these nuclides are to be considered. Other gamma peaks that are identifiable, together with those of the above nuclides, shall also be analyzed and reported in the Annual Radioactive Effluent Release Report pursuant to TS 6.9.3.
- g. The gamma emitters for which the LLD specification applies exclusively are the following radionuclides: Kr-87, Kr-88, Xe-133, Xe-133m, and Xe-135. This list does not mean that only these nuclides are to be considered. Other gamma peaks that are identifiable, together with those of the above nuclides, shall also be analyzed and reported in the Annual Effluent Release Report pursuant to T.S. 6.9.3.

3.3.2 Gaseous Effluents

SURVEILLANCE REQUIREMENTS

3.3.2.1 Dose Rates

3.3.2.1.1 The dose rate due to noble gases in gaseous effluents shall be determined to be within the limits of Control 2.2.2.1.a in accordance with the methods and procedures of the ODCM.

3.3.2.1.2 The dose rate of radioactive materials, other than noble gases, in gaseous effluents shall be determined to be within the limits of Control 2.2.2.1.b in accordance with methods and procedures of the ODCM by obtaining representative samples and performing analyses in accordance with the sampling and analysis program, specified in Table 3.2-2.

3.3.2.2 Dose, Noble Gas

3.3.2.2.1 Cumulative dose contributions from noble gas effluents for the current calendar quarter and current calendar year shall be determined in accordance with the OFFSITE DOSE CALCULATION MANUAL (ODCM) monthly.

3.3.2.3 Dose, Tritium, and Radionuclides in Particulate Form

3.3.2.3.1 Cumulative dose contributions from Tritium, and radionuclides in particulate form with half lives greater than 8 days for the current calendar quarter and current calendar year shall be determined in accordance with the OFFSITE DOSE CALCULATION MANUAL (ODCM) monthly.

3.3.2.4 Deleted

3.3.2.5 Deleted

Table 3.2-2
Radioactive Gaseous Waste Sampling and Analysis Program

Gaseous Release Type	Sampling Frequency	Minimum Analysis Frequency	Type of Activity Analysis	Lower Limit of Detection (LLD) $\mu\text{Ci/ml}$ (Note a)
A. Deleted				
B. Deleted				
C. Auxiliary and Fuel Handling Building Air Treatment System	M (Notes c, e) Grab Sample	M	H-3 Principal Gamma Emitters (Note g)	1×10^{-6} 1×10^{-4}
D Deleted				
E. Deleted				
*F. Chemical Cleaning Building Air Treatment System	M (Note I) Grab Sample	M	H-3 Principal Gamma Emitters (Note g)	1×10^{-6} 1×10^{-4}
*G. Waste Handling and Packaging Facility Air Treatment System	See Section I of this table	See Section I of this table	See Section I of this table	See Section I of this table
*H. Respirator and Laundry Maintenance Facility Air Treatment System	See Section I of this table	See Section I of this table	See Section I of this table	See Section I of this table

* As these buildings and ventilation systems are utilized by TMI-2 Solutions, LLC, each release point is attributed to Unit 2.

Table 3.2-2 (Cont'd)
Radioactive Gaseous Waste Sampling and Analysis Program

Gaseous Release Type	Sampling Frequency	Minimum Analysis Frequency	Type of Activity Analysis	Lower Limit of Detection (LLD) ($\mu\text{Ci/ml}$) (Note a)
I. All Release Types as Listed Above in C, F, G, and H (During System Operation) (Note i)	Continuous (Note f)	W (Note d) Particulate	Principal Gamma Emitters (Note g)	1 x 10 ⁻¹¹
	Continuous (Note f)	Q Composite Particulate Sample	Gross Alpha	1 x 10 ⁻¹¹
	Continuous (Note f)	Q Composite Particulate Sample	Sr-89, Sr-90	1 x 10 ⁻¹¹
	Continuous (Note f)	Noble Gas Beta or Gamma	Noble Gases	1 x 10 ⁻⁶
J Deleted				

Table 3.2-2 (Cont'd)
Table Notation

- a. The LLD is defined, for purposes of this surveillance, as the smallest concentration of radioactive material in a sample that will yield a net count above system background that will be detected with 95% probability with 5% probability of falsely concluding that a blank observation represents a "real" signal.

For a particular measurement system (which may include radiochemical separation):

$$LLD = \frac{4.66 S_b}{E \times V \times 2.22 \times 10^6 \times Y \times \exp(-\lambda \Delta t)}$$

Where: LLD is the "a priori" lower limit of detection as defined above (as microcurie per unit mass or volume)

S_b is the standard deviation of the background counting rate or of the counting rate of a blank sample as appropriate (as counts per minute)

E is the counting efficiency (as counts per disintegration)

V is the sample size (in units of mass or volume)

2.22×10^6 is the number of disintegrations per minute per microcurie

Y is the fractional radiochemical yield (when applicable)

λ is the radioactive decay constant for the particular radionuclide, and

Δt is the elapsed time between midpoint of sample collection and time of counting.

Typical values of E, V, Y and Δt shall be used in the calculation.

It should be recognized that the LLD is defined as an "a priori" (before the fact) limit representing the capability of a measurement system and not as an "a posteriori" (after the fact) limit for a particular measurement.

- b. Deleted

- c. Deleted

Table 3.2-2 Notations (Cont'd)

- d. Particulate filters shall be changed at least once per 7 days and analyses shall be completed within 48 hours after changing (or after removal from sampler).
- e. Tritium grab samples shall be taken weekly from the spent fuel pool area whenever spent fuel is in the spent fuel pool.
- f. The ratio of the sample flow rate to the sampled stream flow rate shall be known for the time period covered by each dose or dose rate calculation made in accordance with Controls 2.3.2.1, 2.3.2.2, and 2.3.2.3.
- g. The principal gamma emitters for which the LLD specification applies exclusively are the following radionuclides: Kr-87, Kr-88, Xe-133, Xe-133m, Xe-135 and Xe-138 for gaseous emissions and Mn-54, Fe-59, Co-58, Co-60, Zn-65, Mo-99, Cs-137, Ce-141 and Ce-144 for particulate emissions. This list does not mean that only these nuclides are to be considered. Other gamma peaks that are identifiable, together with those of the above nuclides, shall also be analyzed and reported in the Annual Radioactive Effluent Release Report pursuant to TS 6.9.3.
- h. Deleted
- i. Gross Alpha, Sr-89, and Sr-90 analyses do not apply to the Fuel Handling Building ESF Air Treatment System.
- j. Deleted
- k. Deleted
- l. Applicable when liquid radwaste is moved or processed within the facility (e.g. includes recirculation, cleanup, transfers out, within, or into Chemical Cleaning Building, etc).
- m. Iodine samples only required in the Chemical Cleaning Building when TMI-1 liquid radwaste is stored or processed in the facility.

3.3.3 Total Radioactive Effluents

3.3.3.1 Dose Calculation

3.3.3.1.1 Cumulative annual dose contributions from liquid and gaseous effluents shall be determined in accordance with surveillances 3.2.1.2.1, 3.2.2.2.1, and 3.2.2.3.1, including direct radiation contributions from the Unit and from outside storage tanks, and in accordance with the methodology contained in the ODCM.

4.1 **PART I REFERENCES**

- 4.2 Title 10, Code of Federal Regulations, "Energy"
- 4.3 Regulatory Guide 1.109, "Calculation of Annual Doses to Man from Routing Releases of Reactor Effluents for the Purpose of Evaluating Compliance with 10 CFR Part 50, Appendix I, "Revision 1, October 1977"
- 4.4 TMI-1 Technical Specifications, attached to Facility Operating License No. DPR-50
- 4.5 TMI-1 DSAR

PART II

TMI-2 RADIOLOGICAL EFFLUENT CONTROLS

PART II

Definitions

1.0 DEFINITIONS

DEFINED TERMS

- 1.1 The DEFINED TERMS of this section appear in capitalized type and are applicable throughout Part II of the ODCM.

PDMS

- 1.2 Post-Defueling Monitored Storage (PDMS) is that condition where TMI-2 defueling has been completed, the core debris removed from the reactor during the clean-up period has been shipped off-site, and the facility has been placed in a stable, safe, and secure condition.

ACTION

- 1.3 ACTION shall be those additional requirements specified as corollary statements to each control and shall be part of the controls.

OPERABLE - OPERABILITY

- 1.4 A system, subsystem, train, component or device shall be OPERABLE or have OPERABILITY when it is capable of performing its specified function(s). Implicit in this definition shall be the assumption that all necessary attendant instrumentation, controls, normal and emergency electrical power sources, cooling or seal water, lubrication or other auxiliary equipment, that are required for the system, subsystem, train, component or device to perform its function(s), are also capable of performing their related support function(s).

CHANNEL CALIBRATION

- 1.5 A CHANNEL CALIBRATION shall be the adjustment, as necessary, of the channel output such that it responds with necessary range and accuracy to known values of the parameter, which the channel monitors. The CHANNEL CALIBRATION shall encompass the entire channel including the sensor and alarm and/or trip functions, and shall include the CHANNEL FUNCTIONAL TEST. CHANNEL CALIBRATION may be performed by any series of sequential, overlapping or total channel steps such that the entire channel is calibrated.

CHANNEL CHECK

- 1.6 A CHANNEL CHECK shall be the qualitative assessment of channel behavior during operation by observation. This determination shall include, where possible, comparison of the channel indication and/or status with other indications and/or status derived from independent instrument channels measuring the same parameter.

CHANNEL FUNCTIONAL TEST

- 1.7 A CHANNEL FUNCTIONAL TEST shall be:
- a. Analog channels - the injection of a simulated signal into the channel as close to the primary sensor as practicable to verify OPERABILITY including alarm and/or trip functions.
 - b. Bistable channels - the injection of a simulated signal into the channel sensor to verify OPERABILITY including alarm and/or trip functions.

SOURCE CHECK

- 1.8 A SOURCE CHECK shall be the qualitative assessment of channel response when the channel sensor is exposed to a radioactive source.

COMPOSITE SAMPLE

- 1.9 A COMPOSITE SAMPLE is a combination of individual samples obtained at regular intervals over a time period. Either the volume of each individual sample is proportional to the flow rate discharge at the time of sampling or the number of equal volume samples is proportional to the time period used to produce the composite.

GRAB SAMPLE

- 1.10 A GRAB SAMPLE is an individual sample collected in less than fifteen minutes.

BATCH RELEASE

- 1.11 A BATCH RELEASE is the discharge of fluid waste of a discrete volume.

CONTINUOUS RELEASE

- 1.12 A CONTINUOUS RELEASE is the discharge of fluid waste of a non-discrete volume, e.g., from a volume or system that has an input flow during the CONTINUOUS RELEASE.

SITE BOUNDARY

- 1.13 The SITE BOUNDARY used as the basis for the limits on the release of gaseous effluents is as defined in Section 2.1.2.2 and shown on Figure 2.1-3 of the TMI-1 DSAR. This boundary line includes portions of the Susquehanna River surface between the east bank of the river and Three Mile Island and between Three Mile Island and Shelley Island.

The SITE BOUNDARY used as the basis for the limits on the release of liquid effluents is as shown in Map 1.1 in Part I of this ODCM.

FREQUENCY NOTATION

- 1.14 The FREQUENCY NOTATION specified for the performance of Surveillance Requirements shall correspond to the intervals defined in Table 1.1. All Surveillance Requirements shall be performed within the specified time interval with a maximum allowable extension not to exceed 25% of the surveillance interval.
- 1.15 The MEMBER(S) of the PUBLIC means any individual except when that individual is receiving an occupational dose.

TABLE 1.1
Frequency Notation

<u>NOTATION</u>	<u>FREQUENCY</u>
S (Shiftly)	At least once per 12 hours
D (Daily)	At least once per 24 hours
W (Weekly)	At least once per 7 days
M (Monthly)	At least once per 31 days
Q (Quarterly)	At least once per 92 days
SA (Semi-Annually)	At least once per 184 days
A (Annually)	At least once per 12 months
E	At least once per 18 months
N.A.	Not applicable
P	Completed prior to each release

2.1 **CONTROLS AND BASES**

- 2.1.1 Controls and ACTION requirements shall be applicable during the conditions specified for each control.
- 2.1.2 Adherence to the requirements of the Control and/or associated ACTION within the specified time interval shall constitute compliance with the control. In the event the Control is restored prior to expiration to the specified time interval, completion of the ACTION statement is not required.
- 2.1.3 In the event the Control and associated ACTION requirements cannot be satisfied because of circumstances in excess of those addressed in the Control, initiate appropriate actions to rectify the problem to the extent possible under the circumstances, and submit a special report to the Commission pursuant to TMI-2 PDMS Technical Specification (Tech. Spec.) Section 6.8.2 within 30 days, unless otherwise specified.

2.2 Radioactive Effluent Instrumentation

2.2.1 Radioactive Liquid Effluent Instrumentation

Radioactive Liquid Effluent Instrumentation is common between TMI-1 and TMI-2. Controls, applicability, and actions are specified in ODCM Part I, Control 2.1.1

2.2.2 Radioactive Gaseous Process and Effluent Monitoring Instrumentation

CONTROL:

The radioactive gaseous process and effluent monitoring instrumentation channels shown in Table 2.1-2 shall be OPERABLE with their alarm/trip setpoints set to ensure that the limits of Control 2.2.2.1 are not exceeded. The alarm/trip setpoints of these channels shall be determined in accordance with the OFFSITE DOSE CALCULATION MANUAL (ODCM).

APPLICABILITY: As shown in Table 2.1-2

ACTION:

- a. With a radioactive gaseous process or effluent monitoring instrumentation channel alarm/trip setpoint less conservative than required by the above control, immediately suspend the release of radioactive effluent monitored by the affected channel or declare the channel inoperable.

- b. With less than the minimum number of radioactive gaseous process or effluent monitoring instrumentation channels OPERABLE, take the ACTION shown in Table 2.1-2. Exert best efforts to return the instrumentation to OPERABLE status within 30 days and, if unsuccessful, explain in the next Annual Effluent Release Report why the inoperability was not corrected in a timely manner.

BASES

The radioactive gaseous effluent instrumentation is provided to monitor and control, as applicable, the releases of radioactive materials in gaseous effluent during actual or potential releases. The alarm/trip setpoints for these instruments shall be calculated in accordance with NRC approved methods in the ODCM to provide reasonable assurance that the annual releases are within the limits specified in 10 CFR 20.1301.

Table 2.1-2
Radioactive Gaseous Process and Effluent Monitoring Instrumentation

<u>INSTRUMENT</u>		<u>MINIMUM CHANNELS OPERABLE</u>	<u>APPLICABILITY</u>	<u>ACTION</u>
1.	Containment Purge Monitoring System			
a.	Noble Gas Activity Monitor (2HP-R-225)	1	NOTE 1	NOTE 2
b.	Particulate Monitor (2HP-R-225)	1	NOTE 1	NOTE 2
c.	Effluent System Flow Rate Measuring Device (2AH-FR-5907 Point 1)	1	NOTE 1	NOTE 3
2.	Station Ventilation System			
a.	Noble Gas Activity Monitor (2HP-R-219) or (2HP-R-219A)	1	NOTE 1	NOTE 2
b.	Particulate Monitor (2HP-R-219) or (2HP-R-219A)	1	NOTE 1	NOTE 2
c.	Effluent System Flow Rate Monitoring Device (2AH-FR-5907 Point 6)	1	NOTE 1	NOTE 3

NOTES:

1. During operation of the monitored system.
2. With the number of channels OPERABLE less than required by the Minimum Channels OPERABLE requirement, secure Reactor Building Purge if in progress.
3. With flow rate monitoring instrumentation out of service, flow rates from the Auxiliary (2AH-FR-5907 Point 2), Fuel Handling (2AH-FR-5907 Point 4), Soiled Exhaust System (2AH-FR-5907 Point 5), and Reactor Buildings (2AH-FR-5907 Point 1) may be summed individually. Under these conditions, the flow rate monitoring device is considered operable. If the flow rates cannot be summed individually, they may be estimated using the maximum design flow for the exhaust fans, and the reporting requirements of Control 2.1.2.b are applicable.

2.3 Radioactive Effluent Controls

2.3.1 Liquid Effluent Controls

2.3.1.1 Liquid Effluent Concentration

CONTROL:

The concentration of radioactive material released at anytime from the unit to unrestricted areas shall be limited to ten times the concentrations specified in 10 CFR Part 20.1001-20.2401, Appendix B, Table 2, Column 2.

APPLICABILITY: At all times

ACTION:

With the concentration of radioactive material released from the unit to unrestricted areas exceeding the above limits, immediately restore concentrations within the above limits.

BASES

This control is provided to ensure that the concentration of radioactive materials released in liquid waste effluent from the unit to unrestricted areas will be less than ten times the concentration levels specified in 10 CFR Part 20.1001-20.2401, Appendix B, Table 2. These Controls permit flexibility under unusual conditions, which may temporarily result in higher than normal releases, but still within ten times the concentrations, specified in 10 CFR 20. It is expected that by using this flexibility under unusual conditions, and exerting every effort to keep levels of radioactive material in liquid wastes as low as practicable, the annual releases will not exceed a small fraction of the annual average concentrations specified in 10 CFR 20. As a result, this Control provides reasonable assurance that the resulting annual exposure to an individual in off-site areas will not exceed the design objectives of Section II.A of Appendix I to 10 CFR Part 50, which were established as requirements for the cleanup of TMI-2 in the NRC's Statement of Policy of April 27, 1981.

2.3.1.2 Liquid Effluent Dose

CONTROL

The dose or dose commitment to a MEMBER OF THE PUBLIC from radioactive materials in liquid effluents released from the unit to the SITE BOUNDARY shall be limited:

- a. During any calendar quarter to less than or equal to 1.5 mrem to the total body and to less than or equal to 5 mrem to any organ.
- b. During any calendar year to less than or equal to 3 mrem to the total body and to less than or equal to 10 mrem to any organ.

APPLICABILITY: At all times

ACTION:

- a. With the calculated dose from the release of radioactive materials in liquid effluents exceeding any of the above limits, prepare and submit to the NRC Region I Administrator within 30 days, a Special Report which identifies the cause(s) for exceeding the limit(s) and defines the corrective actions to be taken to reduce the releases of radioactive materials in liquid effluents during the remainder of the current calendar quarter and during the subsequent 3 calendar quarters so that the cumulative dose or dose commitment to any individual from such releases during these four calendar quarters is within 3 mrem to the total body and 10 mrem to any organ. This Special Report shall also include (1) the result of radiological analyses of the drinking water source, and (2) the radiological impact on finished drinking water supplies with regard to the requirements of 40 CFR 141, Safe Drinking Water Act.

BASES

This Control requires that the dose to offsite personnel be limited to the design objectives of Appendix I of 10 CFR Part 50. This will assure the dose received by the public during PDMS is equivalent to or less than that from a normal operating reactor. The limits also assure that the environmental impacts are consistent with those assessed in NUREG-0683, the TMI-2 Programmatic Environmental Impact Statement (PEIS). The ACTION statements provide the required flexibility under unusual conditions and at the same time implement the guides set forth in Section IV.A of Appendix I to assure that the releases of radioactive material in liquid effluents will be kept "as low as is reasonably achievable". The dose calculations in the ODCM implement the requirements in Section III.A. of Appendix I that conformance with the guides of Appendix I is to be shown by calculational procedures based on models and data such that the actual exposure of a MEMBER OF THE PUBLIC through appropriate pathways is unlikely to be substantially underestimated. The equations specified in the ODCM for calculating the doses due to the actual release rates of radioactive materials in liquid effluents are consistent with the methodology provided in Regulatory Guide 1.109, "Calculation of Annual Doses to Man from Routine Releases of Reactor Effluents for the Purpose of Evaluating Compliance with 10 CFR Part 50, Appendix I," Revision 1, October, 1977, and Regulatory Guide 1.113, "Estimating Aquatic Dispersion of Effluents from Accidental and Routine Reactor Releases for the Purpose of Implementing Appendix I," April, 1977. NUREG-0133 provides methods for dose calculations consistent with Regulatory Guides 1.109 and 1.113.

2.3.1.3 Liquid Radwaste Treatment System

CONTROL:

The appropriate portions of the liquid radwaste treatment system shall be used to reduce the radioactive materials in liquid wastes prior to their discharge when the projected doses due to the liquid effluent from the unit to unrestricted areas would exceed 0.06 mrem to the total body or 0.2 mrem to any organ in any calendar month.

APPLICABILITY: At all times

ACTION:

- c. With radioactive liquid waste being discharged without treatment and in excess of the above limits, prepare and submit to the NRC Region I Administrator within 30 days, a Special Report which includes the following information:
 - 1. Explanation of why liquid radwaste was being discharged without treatment, identification of any inoperable equipment or subsystems, and the reason for inoperability,
 - 2. Action(s) taken to restore the inoperable equipment to OPERABLE status, and,
 - 3. A summary description of action(s) taken to prevent a recurrence.

BASES

Liquid waste in the remaining systems and accumulated water in-leakage will be handled by either batch processing at TMI-1 using the operational portions of the WDL system, transfer to a shipping container for off-site processing and disposal use of portable temporary treatment systems or storage in temporary tanks.

2.3.2 Gaseous Effluent Controls

2.3.2.1 Gaseous Effluent Dose Rate

CONTROL:

The dose rate due to radioactive materials released in gaseous effluent from the site shall be limited to the following:

- a. For noble gases: less than or equal to 500 mrem/yr to the total body and less than or equal to 3000 mrem/yr to the skin, and
- b. For tritium and all radionuclides in particulate form with half lives greater than 8 days: less than or equal to 1500 mrem/yr to any organ.

APPLICABILITY: At all times.

ACTION:

With the release rate(s) exceeding the above limits, immediately decrease the release rate to comply with the above limit(s).

BASES

The control provides reasonable assurance that the annual dose at the SITE BOUNDARY from gaseous effluent from all units on the site will be within the annual dose limits of 10 CFR Part 20 for unrestricted areas. At the same time, these Controls permit flexibility under unusual conditions, which may temporarily result in higher than the design objective levels, but still within the dose limits specified in 10 CFR 20 and within the design objectives of Appendix I to 10 CFR 50. It is expected that using this flexibility under unusual conditions, and by exerting every effort to keep levels of radioactive material in gaseous wastes as low as practicable, the annual releases will not exceed a small fraction of the annual dose limits specified in 10 CFR 20 and will not result in doses which exceed the design objectives of Appendix I to 10 CFR 50, which were endorsed as limits for the cleanup of TMI-2 by the NRC's Statement of Policy of April 27, 1981. These gaseous release rates provide reasonable assurance that radioactive material discharged in gaseous effluent will not result in the exposure of a MEMBER OF THE PUBLIC in an unrestricted area, either within or outside the SITE BOUNDARY, to annual average concentrations exceeding the values specified in Appendix B, Table 2 of 10 CFR Part 20. For MEMBERS OF THE PUBLIC who may at times be within the SITE BOUNDARY, the occupancy of the MEMBER OF THE PUBLIC will be sufficiently low to compensate for any increase in the atmospheric diffusion factor above that for the exclusion area boundary. The specified release rate limits restrict, at all times, the corresponding gamma and beta dose rates above background to a MEMBER OF THE PUBLIC at or beyond the SITE BOUNDARY to less than or equal to 500 mrem/year to the total body or to less than or equal to 3000 mrem/year to the skin. The absence of iodine ensures that the corresponding thyroid dose rate above background to a child via the inhalation pathway is less than or equal to 1500 mrem/yr (NUREG 1301), thus there is no need to specify dose rate limits for these nuclides.

2.3.2.2 Gaseous Effluents Dose-Noble Gases

CONTROL:

The air dose due to noble gases released in gaseous effluents from the unit to areas at and beyond the SITE BOUNDARY shall be limited to the following:

- c. During any calendar quarter: less than or equal to 5 mrad for gamma radiation and less than or equal to 10 mrad for beta radiation and,
- d. During any calendar year: less than or equal to 10 mrad for gamma radiation and less than or equal to 20 mrad for beta radiation.

APPLICABILITY: At all times.

ACTION:

- a. With the calculated air dose from radioactive noble gases in gaseous effluents exceeding any of the above limits, prepare and submit to the NRC Region I Administrator within 30 days, a Special Report which identifies the cause(s) for exceeding the limit(s) and defines the corrective actions that have been taken to reduce the releases and the proposed corrective actions to be taken to assure that subsequent releases will be in compliance with the above limits.

BASES

This control applies to the release of radioactive materials in gaseous effluents from TMI-2.

This control and associated action is provided to implement the requirements of Section II.B, III.A and IV.A of Appendix I, 10 CFR Part 50. The Control implements the guides set forth in Section II.B of Appendix I. The ACTION statements provide flexibility under unusual conditions and at the same time implement the guides set forth in Section IV.A of Appendix I to assure that the releases of radioactive material in gaseous effluents will be kept "as low as is reasonably achievable." The Surveillance Requirements implement the requirements in Section III.A of Appendix I that conformance with the guides of Appendix I be shown by calculational procedures based on models and data such that the actual exposure of a MEMBER OF THE PUBLIC through the appropriate pathways is unlikely to be substantially underestimated. The dose calculation methodology and parameters established in the ODCM for calculating the doses due to the actual release rates of radioactive noble gases in gaseous effluents are consistent with the methodology provided in Regulatory Guide 1.109, "Calculation of Annual Doses to Man from Routine Release of Reactor Effluents for the Purpose of Evaluating Compliance with 10 CFR Part 50, Appendix I," Revision 1, October 1977 and Regulatory Guide 1.111, "Methods for Estimating Atmospheric Transport and Dispersion of Gaseous Effluents in Routine Releases from Light-Water Cooled Reactors," Revision 1, July 1977. The ODCM equations provided for determining the air doses at and beyond the SITE BOUNDARY are based upon the historical average atmospheric conditions. NUREG-0133 provides methods for dose calculations consistent with Regulatory Guides 1.109 and 1.111.

2.3.2.3 Dose - Tritium and Radionuclides In Particulate Form

CONTROL:

The dose to a MEMBER OF THE PUBLIC from Tritium and all radionuclides in particulate form with half lives greater than 8 days, in gaseous effluents released from the unit to areas at and beyond the SITE BOUNDARY shall be limited to the following:

- e. During any calendar quarter: less than or equal to 7.5 mrem to any organ, and
- f. During any calendar year: less than or equal to 15 mrem to any organ.

APPLICABILITY: At all times.

ACTION:

With the calculated dose from the release of Tritium and radionuclides in particulate form with half lives greater than 8 days, in gaseous effluents exceeding any of the above limits, prepare and submit to the NRC Region I Administrator within 30 days, a Special Report which identifies the cause(s) for exceeding the limit and defines the corrective actions that have been taken to reduce the releases and the proposed corrective actions to be taken to assure that subsequent releases will be in compliance with the above limits.

BASES

This control applies to the release of radioactive materials in gaseous effluents from TMI-2.

This control and associated action is provided to implement the requirements of Section II.C, III.A and IV.A of Appendix I, 10 CFR Part 50. The Controls are the guides set forth in Section II.C of Appendix I. The ACTION statement provides flexibility during unusual conditions and at the same time implements the guides set forth in Section IV.A of Appendix I to assure that the releases of radioactive materials in gaseous effluents will be kept "as low as is reasonably achievable." The ODCM calculational methods specified in the surveillance requirements implement the requirements in Section III.A of Appendix I that conformance with the guides of Appendix I be shown by calculational procedures based on models and data such that the actual exposure of a MEMBER OF THE PUBLIC through appropriate pathways is unlikely to be substantially underestimated. The ODCM calculational methodology and parameters for calculating the doses due to the actual release rates of the subject materials are consistent with the methodology provided in Regulatory Guide 1.109, "Calculation of Annual Doses to Man from Routine Releases of Reactor Effluents for the Purpose of Evaluating Compliance with 10 CFR Part 50, Appendix I," Revision 1, October, 1977 and Regulatory Guide 1.111, "Methods for Estimating Atmospheric Transport and Dispersion of Gaseous Effluents in Routine Releases from Light-Water-Cooled Reactors," Revision 1, July, 1977. These equations also provide for determining the actual doses based upon the historical average atmospheric conditions. The release rate controls for tritium and radionuclides in particulate form with half lives greater than 8 days are dependent upon the existing radionuclide pathways to man, in areas at and beyond the SITE BOUNDARY. The pathways that were examined in the development of these calculations were: 1) individual inhalation of airborne radionuclides, 2) deposition of radionuclides onto green leafy vegetation with subsequent consumption by man, 3) deposition onto grassy areas where milk animals and meat producing animals graze with consumption of the milk and meat by man, and 4) deposition on the ground with subsequent exposure of man. The absence of iodines at the site eliminates the need to specify dose limits for these nuclides.

2.3.2.4 Ventilation Exhaust Treatment System

CONTROL

The VENTILATION EXHAUST TREATMENT SYSTEM shall be OPERABLE. The appropriate portions of the VENTILATION EXHAUST TREATMENT SYSTEM shall be used to reduce radioactive materials in gaseous waste prior to their discharge when the monthly projected doses due to gaseous effluent releases from the site would exceed 0.3 mrem to any organ.

APPLICABILITY: At all times.

ACTION:

- g. With the VENTILATION EXHAUST TREATMENT SYSTEM inoperable for more than a month or with gaseous waste being discharged without treatment and in excess of the above limits, prepare and submit to the NRC Region I Administrator within 30 days, a Special Report which includes the following information:
 - 1. Identification of the inoperable equipment or subsystems and the reason for inoperability,
 - 2. Action(s) taken to restore the inoperable equipment to OPERABLE status, and
 - 3. A summary description of action(s) taken to prevent a recurrence.

BASES

The use of the VENTILATION EXHAUST TREATMENT SYSTEM ensures that gaseous effluents are treated as appropriate prior to release to the environment. The appropriate portions of this system provide reasonable assurance that the releases of radioactive materials in gaseous effluents will be kept "as low as is reasonably achievable." This control implements the requirements of 10 CFR Part 50.36a, General Design Criterion 60 of Appendix A to 10 CFR Part 50, and the design objectives given in Section II.D of Appendix I to 10 CFR Part 50. The specified limits governing the use of appropriate portions of the systems were specified as a suitable fraction of the guide set forth in Sections II.B and II.C of Appendix I, 10 CFR Part 50, for gaseous effluents.

2.3.3 Total Radioactive Effluent Controls

2.3.3.1 Total Dose

CONTROL:

The annual (calendar year) dose or dose commitment to any MEMBER OF THE PUBLIC, due to releases of radioactivity and to radiation from uranium fuel cycle sources shall be limited to less than or equal to 25 mrem to the total body or any organ except the thyroid, which shall be limited to less than or equal to 75 mrem.

APPLICABILITY: At all times.

ACTION:

With the calculated dose from the release of radioactive materials in liquid or gaseous effluents exceeding twice the limits of Controls 2.2.1.2.a, 2.2.1.2.b, 2.2.2.2.a, 2.2.2.2.b, 2.2.2.3.a, or, 2.2.2.3.b, calculations should be made including direct radiation contributions from the unit and from outside storage tanks to determine whether the above limits of Control 2.2.3.1 have been exceeded. If such is the case, prepare and submit to the NRC Region I Administrator within 30 days, a Special Report which defines the corrective action to be taken to reduce subsequent releases to prevent recurrence of exceeding the above limits and includes the schedule for achieving conformance with the above limits. This Special Report, as defined in 10 CFR Part 20.2203(b), shall include an analysis which estimates the radiation exposure (dose) to a MEMBER OF THE PUBLIC from uranium fuel cycle sources, including all effluent pathways and direct radiation, for the calendar year that includes the release(s) covered by this report. It shall also describe levels of radiation and concentrations of radioactive material involved, and the cause of the exposure levels or concentrations. If the estimated dose(s) exceed the above limits, and if the release condition resulting in violation of 40 CFR 190 has not already been corrected, the Special Report shall include a request for a variance in accordance with the provisions of 40 CFR 190. Submittal of the report is considered a timely request, and a variance is granted until staff action on the request is complete.

BASES

This control is provided to meet the dose limitations of 40 CFR Part 190 that have been incorporated into 10 CFR Part 20.1301(d). This control requires the preparation and submittal of a Special Report whenever the calculated doses from plant generated radioactive effluents and direct radiation exceed 25 mrem to the total body or any organ, except the thyroid, which shall be limited to less than or equal to 75 mrem. For sites containing up to 4 reactors, it is highly unlikely that the resultant dose to a MEMBER OF THE PUBLIC will exceed the dose limits of 40 CFR Part 190 if the individual reactors remain within twice the dose design objectives of Appendix I, and if direct radiation doses from the reactor units and outside storage tanks are kept small. The Special Report will describe a course of action that should result in the limitation of the annual dose to a MEMBER OF THE PUBLIC to within the 40 CFR Part 190 limits. For the purposes of the Special Report, it may be assumed that the dose commitment to the member of the public from other uranium fuel cycle sources is negligible, with the exception that dose contributions from other nuclear fuel cycle facilities at the same site or within a radius of 8 km must be considered. If the dose to any member of the public is estimated to exceed the requirements of 40 CFR Part 190, the Special Report with a request for a variance (provided the release conditions resulting in violation of 40 CFR Part 190 have not already been corrected), in accordance with the provisions of 40 CFR Part 190.11 and 10 CFR Part 20.2203(b), is considered to be a timely request and fulfills the requirements of 40 CFR Part 190 until NRC staff action is completed. The variance only relates to the limits of 40 CFR Part 190, and does not apply in any way to the other requirements for dose limitation of 10 CFR Part 20, as addressed in Controls 2.2.1.1 and 2.2.2.1. An individual is not considered a MEMBER OF THE PUBLIC during any period in which he/she is engaged in carrying out any operation that is part of the nuclear fuel cycle.

3.1 **SURVEILLANCES**

- 3.1.1 Surveillance Requirements shall be applicable during the conditions specified for individual Controls unless otherwise stated in an individual Surveillance Requirement. The Surveillance Requirements shall be performed to demonstrate compliance with the OPERABILITY requirements of the Control.
- 3.1.2 Each Surveillance Requirement shall be performed within the specified time interval with a maximum allowable extension not to exceed 25% of the surveillance interval.
- 3.1.3 Failure to perform a Surveillance Requirement within the time interval specified in Section 3.0.2 shall constitute non-compliance with OPERABILITY requirements for a Control. The time limits of the ACTION requirements are applicable at the time it is identified that a Surveillance Requirement has not been performed. The ACTION requirements may be delayed for up to 24 hours to permit completion of the surveillance when the allowable outage time limits of the ACTION requirements are less than 24 hours. Surveillance Requirements do not have to be performed on inoperable equipment.

3.2 Radioactive Effluent Instrumentation

3.2.1 Radioactive Liquid Effluent Instrumentation

SURVEILLANCE REQUIREMENTS

- 3.2.1.1 Radioactive Liquid Effluent Instrumentation is common between TMI-1 and TMI-2. Surveillances for this instrumentation are specified in ODCM Part I, Surveillance 3.1.1.

3.2.2 Radioactive Gaseous Process and Effluent Monitoring Instrumentation

SURVEILLANCE REQUIREMENTS

- 3.2.2.1 Each radioactive gaseous process or effluent monitoring instrumentation channel shall be demonstrated OPERABLE by performance of the CHANNEL CHECK, SOURCE CHECK, CHANNEL CALIBRATION, and CHANNEL TEST operations at the frequencies shown in Table 3.1-2.

Table 3.1-2
Radioactive Gaseous Process and Effluent Monitoring Instrumentation Surveillance Requirements

INSTRUMENT		<u>CHANNEL CHECK</u>	<u>CHANNEL CALIBRATION</u>	<u>CHANNEL FUNCTIONAL TEST</u>	<u>APPLICABILITY</u>
1.	Containment Purge Monitoring System				
	a. Noble Gas Activity Monitor (2HP-R-225)	D	E	M	NOTE 1
	b. Particulate Sampler (2HP-R-225)	W	N/A	N/A	NOTE 1
2.	Station Ventilation Monitoring System				
	a. Noble Gas Activity Monitor (2HP-R-219) and (2HP-R-219A)	D	E	M	NOTE 1
	b. Particulate Sampler (2HP-R-219) and (2HP-R-219A)	W	N/A	N/A	NOTE 1

NOTES:

1. During operation of the monitored system.

3.3 Radioactive Effluents

3.3.1 Liquid Effluents

SURVEILLANCE REQUIREMENTS

3.3.1.1 Concentration

- 3.3.1.1.1 The radioactivity content of each batch of radioactive liquid waste shall be determined by sampling and analysis in accordance with Table 3.2-1. The results of analyses shall be used with the calculational methods in the ODCM to assure that the concentration at the point of release is maintained within the limits of Control 2.2.1.1.
- 3.3.1.1.2 Analysis of samples composited from batch releases shall be performed in accordance with Table 3.2-1. The results of the analysis shall be used with the calculational methods in the ODCM to assure that the concentrations at the point of release were maintained within the limits of Control 2.2.1.1.
- 3.3.1.1.3 The radioactivity concentration of liquids discharged from continuous release points shall be determined by collection and analysis of samples in accordance with Table 3.2-1. The results of the analysis shall be used with the calculational methods of the ODCM to assure that the concentration at the point of release is maintained within the limits of Control 2.2.1.1.

3.3.1.2 Dose Calculations

- 3.3.1.2.1 Cumulative dose contributions from liquid effluents shall be determined in accordance with the Offsite Dose Calculation Manual (ODCM) at least once a month.

3.3.1.3 Dose Projections

- 3.3.1.3.1 Doses due to liquid releases shall be projected at least once a month, in accordance with the ODCM.

TABLE 3.2-1
Radioactive Liquid Waste Sampling and Analysis Program (4, 5)

A. Liquid Releases

Sampling Frequency	Type of Activity Analysis	Detectable Concentration (3)
P	Individual Gamma	5E-7 $\mu\text{Ci/ml}$ (2)
Each Batch	H-3	1E-5 $\mu\text{Ci/ml}$
Q	Gross Alpha	1E-7 $\mu\text{Ci/ml}$
Quarterly Composite (1)	Sr-90	5E-8 $\mu\text{Ci/ml}$

NOTES:

- (1) A COMPOSITE SAMPLE is one in which the quantity of liquid sampled is proportional to the quantity of liquid waste discharged from the plant.
- (2) For certain mixtures of gamma emitters, it may not be possible to measure radionuclides in concentrations near this sensitivity limit when other nuclides are present in the sample in much greater concentrations. Under these circumstances, it will be more appropriate to calculate the concentrations of such radionuclides using measured ratios with those radionuclides, which are routinely identified and measured.
- (3) The detectability limits for radioactivity analysis are based on the technical feasibility and on the potential significance in the environment of the quantities released. For some nuclides, lower detection limits may be readily achievable and when nuclides are measured below the stated limits, they should also be reported.
- (4) The results of these analyses should be used as the basis for recording and reporting the quantities of radioactive material released in liquid effluents during the sampling period. In estimating releases for a period when analyses were not performed, the average of the two adjacent data points spanning this period should be used. Such estimates should be included in the effluent records and reports; however, they should be clearly identified as estimates, and the method used to obtain these data should be described.
- (5) Deviations from the sampling/analysis regime will be noted in the report specified in ODCM Part IV.

3.3.2 Gaseous Effluents

SURVEILLANCE REQUIREMENTS

3.3.2.1 Dose Rates

3.3.2.1.1 The dose rate due to noble gases in gaseous effluents shall be determined to be within the limits of Control 2.2.2.1.a in accordance with the methods and procedures of the ODCM.

3.3.2.1.2 The dose rate of radioactive materials, other than noble gases, in gaseous effluents shall be determined to be within the limits of Control 2.2.2.1.b in accordance with methods and procedures of the ODCM by obtaining representative samples and performing analyses in accordance with the sampling and analysis program, specified in Table 3.2-2.

3.3.2.2 Dose, Noble Gas

3.3.2.2.1 Cumulative dose contributions from noble gas effluents for the current calendar quarter and current calendar year shall be determined in accordance with the OFFSITE DOSE CALCULATION MANUAL (ODCM) monthly.

3.3.2.3 Dose, Tritium and Radionuclides In Particulate Form

3.3.2.3.1 Cumulative dose contributions from Tritium and radionuclides in particulate form with half lives greater than 8 days for the current calendar quarter and current calendar year shall be determined in accordance with the OFFSITE DOSE CALCULATION MANUAL (ODCM) monthly.

3.3.2.4 Ventilation Exhaust Treatment

3.3.2.4.1 Doses due to gaseous releases from the unit shall be projected monthly in accordance with the ODCM.

TABLE 3.2-2
Radioactive Gaseous Waste Sampling and Analysis Program (3)

SAMPLE POINT	SAMPLE TYPE	SAMPLING FREQUENCY	TYPE OF ACTIVITY ANALYSIS	DETECTABLE CONCENTRATION (1)(a)
Reactor Building Purge Releases	Gas	P	H-3	1E-6 $\mu\text{Ci/cc}$
		Each Purge	Individual Gamma Emitters	1E-4 $\mu\text{Ci/cc}$ (2)
Unit Exhaust Vent Release Points	Gas	M	H-3	1E-6 $\mu\text{Ci/cc}$
		Monthly	Individual Gamma Emitters	1E-4 $\mu\text{Ci/cc}$ (2)
	Particulates	W Weekly	Individual (b) Gamma Emitters	1E-10 $\mu\text{Ci/cc}$ (2)
		M Monthly Composite	Sr-90	1E-11 $\mu\text{Ci/cc}$
		M Monthly Composite	Gross Alpha Emitters	1E-11 $\mu\text{Ci/cc}$
Reactor Building Breather	Particulates	SA Semi-Annually	Indv. Gamma Emitters (b)	1E-10 $\mu\text{Ci/cc}$ (2)
			Sr-90	1E-11 $\mu\text{Ci/cc}$
			Gross Alpha Emitters	1E-11 $\mu\text{Ci/cc}$

- (1) The above detectability limits are based on technical feasibility and on the potential significance in the environment of the quantities released. For some nuclides, lower detection limits may be readily achievable and when nuclides are measured below the stated limits, they should also be reported.
- (2) For certain mixtures of gamma emitters, it may be possible to measure radionuclides at levels near their sensitivity limits when other nuclides are present in the sample at much higher levels. Under these circumstances, it will be more appropriate to calculate the levels of such radionuclides using observed ratios in the gaseous component in the reactor coolant for those radionuclides which are measurable.
- (3) Deviations from the sampling and analysis regime will be noted in the report specified in ODCM Part IV.

TABLE 3.2-2 (Cont'd)
Radioactive Gaseous Waste Sampling and Analysis Program
Table Notation

- a. The LLD is the smallest concentration of radioactive material in a sample that will be detected with 95% probability with 5% probability of falsely concluding that a blank observation represents a "real" signal.

For a particular measurement system (which may include radiochemical separation):

$$\text{LLD} = \frac{4.66 \, S_b}{E \times V \times 2.22 \times 10^6 \times Y \times \exp(-\lambda \Delta t)}$$

Where

LLD is the lower limit of detection as defined above (as picocurie per unit mass or volume).

S_b is the standard deviation of the background counting rate or of the counting rate of a blank sample as appropriate (as counts per minute).

E is the counting efficiency (as counts per transformation),

V is the sample size (in units of mass or volume),

2.22 is the number of transformations per minute per picocurie,

Y is the fractional radiochemical yield (when applicable),

λ is the radioactive decay constant for the particular radionuclide, and

Δt is the elapsed time between midpoint of sample collection and time of counting (for plant effluents, not environmental samples),

The value of S_b used in the calculation of the LLD for a detection system shall be based on the actual observed variance of the background counting rate or of the counting rate of the blank samples (as appropriate) rather than on an unverified theoretically predicted variance. In calculating the LLD for a radionuclide determined by gamma-ray spectrometry, the background shall include the typical contributions of other radionuclides normally present in the samples. Typical values of E , V , Y , and Δt shall be used in the calculation. The background count rate is calculated from the background counts that are determined to be with \pm one FWHM (Full-Width-at-Half-Maximum) energy band about the energy of the gamma-ray peak used for the quantitative analysis for that radionuclide.

TABLE 3.2-2 Notation (Cont'd)

- b. The principal gamma emitters for which the LLD specification applies exclusively are the following radionuclides: Mn-54, Fe-59, Co-58, Co-60, Zn-65, Mo-99, Cs-134, Cs-137, Ce-141 and Ce-144 for particulate emissions. This list does not mean that only these nuclides are to be detected and reported. Other peaks which are measurable and identifiable, together with the above nuclides, shall also be identified and reported. Nuclides which are below the LLD for the analyses shall be reported as "less than" the nuclide's LLD and shall not be reported as being present at the LLD level for that nuclide. The "less than" values shall not be used in the required dose calculations.

3.3.3 Total Radioactive Effluents

3.3.3.1 Dose Calculation

3.3.3.1.1 Cumulative annual dose contributions from liquid and gaseous effluents shall be determined in accordance with Surveillances 3.2.1.2.1, 3.2.2.2.1, and 3.2.2.3.1, including direct radiation contributions from the Unit and from outside storage tanks, and in accordance with the methodology contained in the ODCM.

4.1 **PART II REFERENCES**

- 4.2 NUREG-0683, "Final Programmatic Environmental Impact Statement related to decontamination and disposal of radioactive wastes resulting from March 28, 1979, accident Three Mile Island Nuclear Station, Unit 2," March 1981, and its supplements.
- 4.3 TMI-2 PDMS Technical Specifications, attached to Facility License No. DPR-73
- 4.4 Title 10, Code of Federal Regulations, "Energy"
- 4.5 "Statement of Policy Relative to the NRC Programmatic Environmental Impact Statement on the Cleanup of Three Mile Island Unit 2," dated April 27, 1981
- 4.6 Regulatory Guide 1.109, "Calculation of Annual Doses to Man from Routine Releases of Reactor Effluents for the Purpose of Evaluating Compliance with 10 CFR Part 50, Appendix I," Revision 1, October 1977
- 4.7 DOE/TIC-27601, Atmospheric Science and Power Reduction
- 4.8 TMI-1 Technical Specifications, attached to Facility Operating License No. DPR-50
- 4.9 PDMS - SAR

PART III

EFFLUENT DATA AND CALCULATIONAL METHODOLOGIES

1.1 **LIQUID EFFLUENT MONITORS**

1.2 TMI-1 and TMI-2 Liquid Radiation Monitor Set Points

The liquid effluent off-line monitors are set such that the concentration(s) of radionuclides in the liquid effluents will not exceed ten times the concentrations specified in 10 CFR 20, Appendix B Table 2, Col 2. Table 1.1 lists the Liquid Effluent Release Points and their parameters; Figure 1.1 provides a Liquid Release Pathway Diagram.

To meet the above limit, the alarm/trip set points for liquid effluent monitors and flow measuring devices are set in accordance with the following equation:

$$\frac{c * f}{F + f} \leq C \quad (\text{eq 1.1})$$

Where:

C = ten times the effluent concentration of 10 CFR 20 for the site, in $\mu\text{Ci/ml}$.

c = the set point, in $\mu\text{Ci/ml}$, of the liquid effluent monitor measuring the radioactivity concentration in the effluent line prior to dilution and release. The set point is inversely proportional to the maximum volumetric flow of the effluent line and proportional to the minimal volumetric flow of the dilution stream plus the effluent stream. The alert set point value is set to ensure that advance warning occurs prior to exceeding any limits. The high alarm set point value is such that if it were exceeded, it would result in concentrations exceeding ten times the 10 CFR 20 concentrations for the unrestricted area.

f = flow set point as measured at the radiation monitor location, in volume per unit time, but in the same units as F below.

F = flow rate of dilution water measured prior to the release point, in volume per unit time.

The set point concentration is reduced such that concentration contributions from multiple release points would not combine to exceed ten times 10 CFR 20 concentrations. The set point concentration is converted to set point scale units using appropriate radiation monitor calibration factors.

This section of the ODCM is implemented by the Radiation Monitor System Set Points procedure and, for batch releases, the Releasing Radioactive Liquid Waste procedure.

1.3 TMI Liquid Effluent Release Points and Liquid Radiation Monitor Data

TMI-1 has two required liquid radiation monitors. These are RM-L6 and RM-L12. These liquid release point radiation monitors and sample points are shown in Table 1.1. (The TMI outfall radiation monitor, RM-L7, is also listed for information only.)

TMI-2 does not have any required liquid radiation monitors, but does utilize RM-L12, and RM-L7 for release of liquid waste.

1.3.1 RM-L6

RM-L6 is an off-line system, monitoring radioactive batch discharges from the TMI-1 liquid radwaste system (see Figure 1.1). These batch releases are sampled and analyzed per site procedures prior to release. The release rate is based on releasing one of two Waste Evaporator Condensate Storage Tanks (WECST) at a flow which will add less than 10%, of ten times the 10 CFR 20 concentrations [20% for H-3] to radionuclide concentrations in the unrestricted area, including recent values for Sr-89, Sr-90, and Fe-55.

The release flow rate used is the most restrictive of two flow rates calculated for each liquid batch release, per the approved plant procedure.

Two Dilution Factors (DF) are calculated to ultimately calculate the batch release flow rate. These two DF's are calculated to insure each radionuclide released to the unrestricted area is less than 10 percent of ten times the 10CFR20 radionuclide concentrations, (20% for H-3), and to ensure each liquid batch release boron concentration to the river will not exceed 4.0 ppm.

The maximum release flow rate is then calculated by dividing the most restrictive (largest) DF into 90 percent of the current dilution flow rate of the Mechanical Draft Cooling Tower (MDCT). This conservative flow rate is then multiplied by 0.9 for the allowable flow rate.

- **Calculation of the 10CFR20 concentration DF:**

$$DF_1 = \sum_i (SA_i) \div (10\% [20\% \text{ for H-3}] \text{ of ten times the 10CFR20 concentration})$$

SA = Specific Activity of each identified radionuclide

- **Calculation of Boron DF:**

$$DF_2 = \text{Actual Tank Boron Concentration} \div 0.7.$$

- **Maximum release flow rate calculation:**

$$\text{Max Flow} = [(\text{MDCT flow gpm} * 0.9) \div (\text{Most Restrictive DF})] * 0.9$$

The dilution flow rate used is the current flow rate at the site. The minimum dilution flow rate is 5000 gpm per the TMI-1 DSAR. This ensures this batch release will meet the following equation.

$$\Sigma(C_i/X_i) + (C_{H-3}/2X_{H-3}) \leq 0.1, \quad (\text{eq 1.2})$$

Where: C_i = diluted concentration of the i^{th} radionuclide, other than H-3

X_i = Ten times the concentration for that radionuclide in the unrestricted area (10 CFR 20, App. B, Table 2, Col. 2). A value of $3\text{E-}3 \mu\text{Ci/ml}$ for dissolved and entrained noble gases shall be used.

C_{H-3} = diluted concentration of H-3

X_{H-3} = Ten times the concentration for H-3 in the restricted area (10 CFR 20, App. B, Table 2, Col. 2).

The set points for RM-L6 are based on the maximum release rate (30 gpm), a minimum dilution flow (5000 gpm), and 25% of ten times the 10CFR20 concentration for Cs-137, which is the most limiting radionuclide at a concentration of $1.0\text{E-}5 \mu\text{Ci/ml}$. These inputs are used in Equation 1.1 to determine the RM-L-6 High Alarm setpoint for all radionuclides being released. A high alarm on RM-L-6 will close valve WDL-V-257 and terminate any WECST releases to the environment.

1.3.2 RM-L12

RM-L12 is an off-line system, monitoring periodic combined releases from the Industrial Waste Treatment System/Industrial Waste Filtration System (IWTS/IWFS). The input to IWTS/IWFS originates in TMI-2 sumps, (see Figures 1.1 and 1.2) and the TMI-1 Turbine Building sumps (see Figure 1.1). The set points are based on the maximum release rate from both IWTS and IWFS simultaneously, (see Figure 1.1) a minimum dilution flow rate, and 50% of ten times the 10CFR20 concentration for Cs-137, which is the most limiting radionuclide at a concentration of $1\text{E-}5 \mu\text{Ci/ml}$. These inputs are used in equation 1.1 to determine the RM-L12 High Alarm set point for all radionuclides being released. A high alarm on RM-L12 will close IWTS and IWFS release valves and trip release pumps to stop the release.

1.3.3 RM-L10

RM-L10 was a NaI detector submerged in the TMI-1 Turbine Building Sump. This detector has been removed from service.

1.3.4 RM-L7

RM-L7 is not an ODCM required liquid radiation monitor. RM-L7 is an off-line system, monitoring the TMI outfall to the Susquehanna River (see Figures 1.1 and 1.2). This monitor is the final radiation monitor for TMI-1 and TMI-2 normal liquid effluent releases.

1.4 Control of Liquid Releases

TMI liquid effluent releases are controlled to less than ten times the 10CFR20 concentrations by limiting the percentage of this limit allowable from the two TMI liquid release points. RM-L6 and effluent sampling limit batch releases to less than or equal to 25% for all radionuclides, and RM-L12 and effluent sampling limit releases from TMI-1 and TMI-2 to less than or equal to 50% for Cs-137.

These radiation monitor set points also include built in meter error factors to further ensure that TMI liquid effluent releases are less than ten times the 10CFR20 concentrations to the environment.

The radioactivity content of each batch of radioactive liquid waste is determined prior to release by sampling and analysis in accordance with ODCM Part I Table 3.2-1 or ODCM Part II, Table 3.2-1. The results of analyses are used with the calculational methods in Section 1.1, to assure that the concentration at the point of release is maintained within the ODCM Part I Control 2.2.1.1, and ODCM Part II Control 2.2.1.1.

Post-release analysis of samples composited from batch releases are performed in accordance with ODCM Part I Table 3.2-1 or ODCM Part II Table 3.2-1. The results of the previous post-release analysis shall be used with the calculational methods in the ODCM to assure that the concentrations at the point of release were maintained within the ODCM Part I Control 2.2.1.1, and ODCM Part II Control 2.2.1.1.

The radioactivity concentration of liquids discharged from continuous release points are determined by collection and analysis of samples in accordance with ODCM Part I Table 3.2-1, or ODCM Part II Table 3.2-1. The results of the analysis are used with the calculational methods of the ODCM to assure that the concentration at the point of release is maintained within the ODCM Part I Control 2.2.1.1, and ODCM Part II Control 2.2.1.1.

TABLE 1.1
TMI Liquid Release Point and Liquid Radiation Monitor Data

LIQUID RADIATION MONITOR (DETECTOR)	LOCATION	LIQUID RELEASE POINT (Maximum Volume)	DISCHARGE FLOW RECORDER	RELEASE TERMINATION INTERLOCK (YES/NO) VALVES
RM-L6 (NaI)	281' Elevation TMI-1 Auxiliary Bldg	WECST Batch Releases (8000 gal.)	WDL-FT-84	YES WDL-V257
RM-L7 (NaI) **	South end of TMI-1 MDCT	Station Discharge TMI-1 and TMI-2,	SR-FT-146	YES WDL-V257 *WDL-R-1311
RM-L12 (NaI)	IWFS Building NW Corner	IWTS/IWFS Continuous Releases (300,000/ 80,000 gal.)	IW-FT-342/ IW-FT-373	YES IW-V73, IW-P16,17,18 IW-V279, IW-P29,30

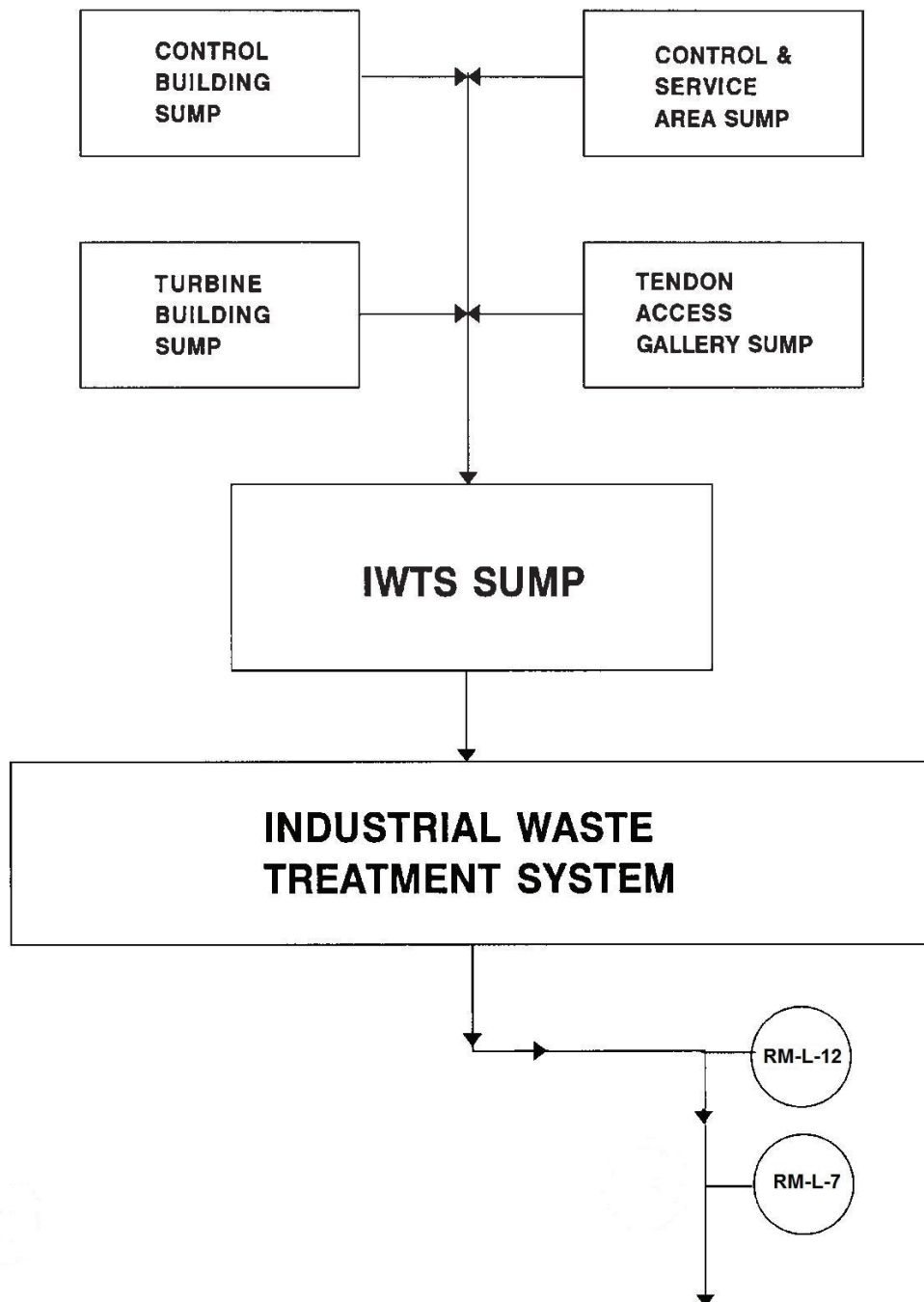
* WDL-R-1311 has been flanged off as a TMI-2 liquid outfall.

** RM-L7 is not an ODCM required liquid radiation monitor.

TABLE 1.2
TMI-2 Sump Capacities

Sump	Total Capacity Gallons	Units
Turbine Building Sump	1346	22.43 gals/in
Control Building Area Sump	718	9.96 gals/in
Tendon Access Galley Sump	538	9.96 gals/in
Control and Service Building Sump	1346	22.43 gals/in
Air Intake Tunnel Normal Sump	700	----
Air Intake Tunnel Emergency Sump	100000	8200 gal/ft

FIGURE 1.2
TMI-2 Liquid Effluent Pathways



2.1 LIQUID EFFLUENT DOSE ASSESSMENT

2.2 Liquid Effluents - 10 CFR 50 Appendix I

The dose from liquid effluents results from the consumption of fish and drinking water. The location of the nearest potable water intake is PP&L Brunner Island Steam Electric Station located downstream of TMI. The use of the flow of the Susquehanna River as the dilution flow is justified based on the complete mixing in the river prior to the first potable water supply, adequately demonstrated by flume tracer die studies and additional liquid effluent release studies conducted using actual TMI-1 tritium releases. Other pathways contribute negligibly at Three Mile Island. The dose contribution from all radionuclides in liquid effluents released to the unrestricted area is calculated using the following expression:

$$\text{Dose } j = \sum_i (\Delta t) \times (C_i) \times \left[\left(AW_{ij} \times \frac{f}{FR} \right) + \left(AF_{ij} \times \frac{f}{FD} \times \frac{1}{DF} \right) \right] \quad (\text{eq 2.1})$$

Where:

Dose j = the cumulative dose commitment to the total body or any organ, j, from the liquid effluents for the total time period, in mrem.

Δt = the length of the time period of actual releases, over which C_i and f are averaged for all liquid releases, in hours.

C_i = the average concentration of radionuclide, i, in undiluted liquid effluent during time period Δt from any liquid release, in $\mu\text{Ci/ml}$.

NOTE: For Fe-55, Sr-89, Sr-90, prior to batch releases recent composite values will be used in the initial dose calculation.

f = undiluted liquid waste flow, in gpm.

FD = plant dilution water flowrate during the period of release, in gpm

FR = actual river flowrate during the period of release or average river lowrate for the month the release is occurring, in gpm.

DF = dilution factor as a result of mixing effects in the near field of the discharge structure of 0.2 (NUREG 0133) or taken to be 5 based on the inverse of 0.2.

AW_{ij} and AF_{ij} = the site-related ingestion dose commitment factor to the total body or any organ, j, for each identified principle gamma and beta emitter, in mrem/hr per $\mu\text{Ci/ml}$. AW is the factor for the water pathway and AF is the factor for the fish pathway.

Values for AW_{ij} are determined by the following equation:

$$AW_{ij} = (1.14E5) \times (U_w) \times (DF_{ij}) \quad (\text{eq 2.2})$$

Where:

$$1.14E5 = (1.0E6 \text{ pCi}/\mu\text{Ci}) \times (1.0E3 \text{ ml/kg}) \div (8760 \text{ hr/yr})$$

U_w = Water consumption rate for each age group in kg/yr
(based on Table E-5 Reg. Guide 1.109, Rev. 1).

DF_{ij} = ingestion dose conversion factor for radionuclide, i, and for organ, j,
in mrem/pCi, from Table 2.1 (Reg. Guide 1.109)

Values for AF_{ij} are determined by the following equation:

$$AF_{ij} = (1.14E5) \times (U_f) \times (DF_{ij}) \times (BF_i) \quad (\text{eq 2.2.2})$$

where:

$1.14E5$ = defined above

U_f = Fish consumption rate for each applicable age group in kg/yr
(based on Table E-5 Reg. Guide 1.109, Rev. 1).

DF_{ij} = ingestion dose conversion factor for radionuclide, i, and for organ, j,
in mrem/pCi, from Table 2.1 (Reg. Guide 1.109, Rev. 1).

BF_i = Bioaccumulation factor for radionuclide, i, in fish, in pCi/kg per pCi/L
from Table 2.2 (Reg. Guide 1.109, Rev. 1).

2.3 TMI Liquid Radwaste System Dose Calcs Once Per Month

ODCM Part I Control 2.2.1.3 and TMI-2 PDMS Tech Spec Section 6.7.4.a.6 requires that appropriate portions of the liquid radwaste treatment system shall be used to reduce the radioactive materials in liquid wastes prior to their discharge when the monthly projected doses due to the liquid effluent releases from each unit to unrestricted areas would exceed 0.06 mrem to the total body or 0.2 mrem to any organ in any calendar month. The following calculational method is provided for performing this dose projection.

At least once per month, the total dose from all liquid releases for the quarter-to-date will be divided by the number of days into the quarter and multiplied by 31. Also, this dose projection shall include the estimated dose due to any anticipated unusual releases during the period for which the projection is made. If this projected dose exceeds 0.06 mrem total body or 0.2 mrem any organ, appropriate portions of the Liquid Radwaste Treatment System, as defined in Section 3.1, shall be used to reduce radioactivity levels prior to release.

At the discretion of the ODCM Specialist, time periods other than the current quarter-to-date may be used to project doses if the dose per day in the current quarter-to-date is not believed to be representative of the dose per day projected for the next month.

TABLE 2.1
Liquid Dose Conversion Factors (DCF): DF_{ij}
 Page 1 of 16

Nuclide	INGESTION DOSE FACTORS FOR ADULTS						
	(mrem per pCi ingested)						
	Bone	Liver	T Body	Thyroid	Kidney	Lung	GI-LLI
H-3	0.00E+00	1.05E-07	1.05E-07	1.05E-07	1.05E-07	1.05E-07	1.05E-07
C-14(inorg)	2.84E-06	5.68E-07	5.68E-07	5.68E-07	5.68E-07	5.68E-07	5.68E-07
NA-22	1.74E-05	1.74E-05	1.74E-05	1.74E-05	1.74E-05	1.74E-05	1.74E-05
NA-24	1.70E-06	1.70E-06	1.70E-06	1.70E-06	1.70E-06	1.70E-06	1.70E-06
P-32	1.93E-04	1.20E-05	7.46E-06	0.00E+00	0.00E+00	0.00E+00	2.17E-05
CA-41	1.85E-04	0.00E+00	2.00E-05	0.00E+00	0.00E+00	0.00E+00	1.84E-07
SC-46	5.51E-09	1.07E-08	3.11E-09	0.00E+00	9.99E-09	0.00E+00	5.21E-05
CR-51	0.00E+00	0.00E+00	2.66E-09	1.59E-09	5.86E-10	3.53E-09	6.69E-07
MN-54	0.00E+00	4.57E-06	8.72E-07	0.00E+00	1.36E-06	0.00E+00	1.40E-05
FE-55	2.75E-06	1.90E-06	4.43E-07	0.00E+00	0.00E+00	1.06E-06	1.09E-06
MN-56	0.00E+00	1.15E-07	2.04E-08	0.00E+00	1.46E-07	0.00E+00	3.67E-06
CO-57	0.00E+00	1.75E-07	2.91E-07	0.00E+00	0.00E+00	0.00E+00	4.44E-06
CO-58	0.00E+00	7.45E-07	1.67E-06	0.00E+00	0.00E+00	0.00E+00	1.51E-05
FE-59	4.34E-06	1.02E-05	3.91E-06	0.00E+00	0.00E+00	2.85E-06	3.40E-05
CO-60	0.00E+00	2.14E-06	4.72E-06	0.00E+00	0.00E+00	0.00E+00	4.02E-05
NI-59	9.76E-06	3.35E-06	1.63E-06	0.00E+00	0.00E+00	0.00E+00	6.90E-07
NI-63	1.30E-04	9.01E-06	4.36E-06	0.00E+00	0.00E+00	0.00E+00	1.88E-06
CU-64	0.00E+00	8.33E-08	3.91E-08	0.00E+00	2.10E-07	0.00E+00	7.10E-06
NI-65	5.28E-07	6.86E-08	3.13E-08	0.00E+00	0.00E+00	0.00E+00	1.74E-06
ZN-65	4.84E-06	1.54E-05	6.96E-06	0.00E+00	1.03E-05	0.00E+00	9.70E-06
ZN-69M	1.70E-07	4.08E-07	3.73E-08	0.00E+00	2.47E-07	0.00E+00	2.49E-05
ZN-69	1.03E-08	1.97E-08	1.37E-09	0.00E+00	1.28E-08	0.00E+00	2.96E-09
SE-79	0.00E+00	2.63E-06	4.39E-07	0.00E+00	4.55E-06	0.00E+00	5.38E-07
BR-82	0.00E+00	0.00E+00	2.26E-06	0.00E+00	0.00E+00	0.00E+00	2.59E-06
BR-83	0.00E+00	0.00E+00	4.02E-08	0.00E+00	0.00E+00	0.00E+00	5.79E-08
BR-84	0.00E+00	0.00E+00	5.21E-08	0.00E+00	0.00E+00	0.00E+00	4.09E-13
BR-85	0.00E+00	0.00E+00	2.14E-09	0.00E+00	0.00E+00	0.00E+00	0.00E+00
RB-86	0.00E+00	2.11E-05	9.83E-06	0.00E+00	0.00E+00	0.00E+00	4.16E-06
RB-87	0.00E+00	1.23E-05	4.28E-06	0.00E+00	0.00E+00	0.00E+00	5.76E-07
RB-88	0.00E+00	6.05E-08	3.21E-08	0.00E+00	0.00E+00	0.00E+00	8.36E-19
RB-89	0.00E+00	4.01E-08	2.82E-08	0.00E+00	0.00E+00	0.00E+00	2.33E-21
SR-89	3.08E-04	0.00E+00	8.84E-06	0.00E+00	0.00E+00	0.00E+00	4.94E-05
SR-90	7.58E-03	0.00E+00	1.86E-03	0.00E+00	0.00E+00	0.00E+00	2.19E-04
Y-90	9.62E-09	0.00E+00	2.58E-10	0.00E+00	0.00E+00	0.00E+00	1.02E-04
SR-91	5.67E-06	0.00E+00	2.29E-07	0.00E+00	0.00E+00	0.00E+00	2.70E-05
Y-91M	9.09E-11	0.00E+00	3.52E-12	0.00E+00	0.00E+00	0.00E+00	2.67E-10
Y-91	1.41E-07	0.00E+00	3.77E-09	0.00E+00	0.00E+00	0.00E+00	7.76E-05
SR-92	2.15E-06	0.00E+00	9.30E-08	0.00E+00	0.00E+00	0.00E+00	4.26E-05
Y-92	8.45E-10	0.00E+00	2.47E-11	0.00E+00	0.00E+00	0.00E+00	1.48E-05
Y-93	2.68E-09	0.00E+00	7.40E-11	0.00E+00	0.00E+00	0.00E+00	8.50E-05
NB-93M	2.55E-08	8.32E-09	2.05E-09	0.00E+00	9.57E-09	0.00E+00	3.84E-06
NB-95	6.22E-09	3.46E-09	1.86E-09	0.00E+00	3.42E-09	0.00E+00	2.10E-05
NB-97	5.22E-11	1.32E-11	4.82E-12	0.00E+00	1.54E-11	0.00E+00	4.87E-08

TABLE 2.1
Liquid Dose Conversion Factors (DCF): DF_{ij}
 Page 2 of 16

Nuclide	INGESTION DOSE FACTORS FOR ADULTS						
	(mrem per pCi ingested)						
	Bone	Liver	T Body	Thyroid	Kidney	Lung	GI-LLI
ZR-93	4.18E-08	2.34E-09	1.09E-09	0.00E+00	8.87E-09	0.00E+00	2.43E-06
ZR-95	3.04E-08	9.75E-09	6.60E-09	0.00E+00	1.53E-08	0.00E+00	3.09E-05
ZR-97	1.68E-09	3.39E-10	1.55E-10	0.00E+00	5.12E-10	0.00E+00	1.05E-04
MO-93	0.00E+00	7.51E-06	2.03E-07	0.00E+00	2.13E-06	0.00E+00	1.22E-06
MO-99	0.00E+00	4.31E-06	8.20E-07	0.00E+00	9.76E-06	0.00E+00	9.99E-06
TC-99	1.25E-07	1.86E-07	5.02E-08	0.00E+00	2.34E-06	1.58E-08	6.08E-06
TC-99M	2.47E-10	6.98E-10	8.89E-09	0.00E+00	1.06E-08	3.42E-10	4.13E-07
TC-101	2.54E-10	3.66E-10	3.59E-09	0.00E+00	6.59E-09	1.87E-10	1.10E-21
RU-103	1.85E-07	0.00E+00	7.97E-08	0.00E+00	7.06E-07	0.00E+00	2.16E-05
RU-105	1.54E-08	0.00E+00	6.08E-09	0.00E+00	1.99E-07	0.00E+00	9.42E-06
RU-106	2.75E-06	0.00E+00	3.48E-07	0.00E+00	5.31E-06	0.00E+00	1.78E-04
RH-105	1.21E-07	8.85E-08	5.83E-08	0.00E+00	3.76E-07	0.00E+00	1.41E-05
PD-107	0.00E+00	1.47E-07	9.40E-09	0.00E+00	1.32E-06	0.00E+00	9.11E-07
PD-109	0.00E+00	1.77E-07	3.99E-08	0.00E+00	1.01E-06	0.00E+00	1.96E-05
AG-110M	1.60E-07	1.48E-07	8.79E-08	0.00E+00	2.91E-07	0.00E+00	6.04E-05
AG-111	5.81E-08	2.43E-08	1.21E-08	0.00E+00	7.84E-08	0.00E+00	4.46E-05
CD-113M	0.00E+00	3.18E-06	1.02E-07	0.00E+00	3.50E-06	0.00E+00	2.56E-05
CD-115M	0.00E+00	1.84E-06	5.87E-08	0.00E+00	1.46E-06	0.00E+00	7.74E-05
SN-123	3.11E-05	5.15E-07	7.59E-07	4.38E-07	0.00E+00	0.00E+00	6.33E-05
SN-125	8.33E-06	1.68E-07	3.78E-07	1.39E-07	0.00E+00	0.00E+00	1.04E-04
SN-126	8.45E-05	1.67E-06	2.40E-06	4.92E-07	0.00E+00	0.00E+00	2.43E-05
SB-124	2.80E-06	5.29E-08	1.11E-06	6.79E-09	0.00E+00	2.18E-06	7.95E-05
SB-125	1.79E-06	2.00E-08	4.26E-07	1.82E-09	0.00E+00	1.38E-06	1.97E-05
SB-126	1.15E-06	2.34E-08	4.15E-07	7.04E-09	0.00E+00	7.05E-07	9.40E-05
SB-127	2.58E-07	5.65E-09	9.90E-08	3.10E-09	0.00E+00	1.53E-07	5.90E-05
TE-125M	2.68E-06	9.71E-07	3.59E-07	8.06E-07	1.09E-05	0.00E+00	1.07E-05
TE-127M	6.77E-06	2.42E-06	8.25E-07	1.73E-06	2.75E-05	0.00E+00	2.27E-05
TE-127	1.10E-07	3.95E-08	2.38E-08	8.15E-08	4.48E-07	0.00E+00	8.68E-06
TE-129M	1.15E-05	4.29E-06	1.82E-06	3.95E-06	4.80E-05	0.00E+00	5.79E-05
TE-129	3.14E-08	1.18E-08	7.65E-09	2.41E-08	1.32E-07	0.00E+00	2.37E-08
TE-133M	4.62E-08	2.70E-08	2.60E-08	3.91E-08	2.67E-07	0.00E+00	9.26E-09
TE-134	3.24E-08	2.12E-08	1.30E-08	2.83E-08	2.05E-07	0.00E+00	3.59E-11
I-129	3.27E-06	2.81E-06	9.21E-06	7.23E-03	6.04E-06	0.00E+00	4.44E-07
I-130	7.56E-07	2.23E-06	8.80E-07	1.89E-04	3.48E-06	0.00E+00	1.92E-06
I-131	4.16E-06	5.95E-06	3.41E-06	1.95E-03	1.02E-05	0.00E+00	1.57E-06
TE-131M	1.73E-06	8.46E-07	7.05E-07	1.34E-06	8.57E-06	0.00E+00	8.40E-05
TE-131	1.97E-08	8.23E-09	6.22E-09	1.62E-08	8.63E-08	0.00E+00	2.79E-09
I-132	2.03E-07	5.43E-07	1.90E-07	1.90E-05	8.65E-07	0.00E+00	1.02E-07
TE-132	2.52E-06	1.63E-06	1.53E-06	1.80E-06	1.57E-05	0.00E+00	7.71E-05
I-133	1.42E-06	2.47E-06	7.53E-07	3.63E-04	4.31E-06	0.00E+00	2.22E-06
CS-134M	2.13E-08	4.48E-08	2.29E-08	0.00E+00	2.43E-08	3.83E-09	1.58E-08
CS-134	6.22E-05	1.48E-04	1.21E-04	0.00E+00	4.79E-05	1.59E-05	2.59E-06
I-134	1.06E-07	2.88E-07	1.03E-07	4.99E-06	4.58E-07	0.00E+00	2.51E-10
I-135	4.43E-07	1.16E-06	4.28E-07	7.65E-05	1.86E-06	0.00E+00	1.31E-06

TABLE 2.1
Liquid Dose Conversion Factors (DCF): DF_{ij}
 Page 3 of 16

Nuclide	INGESTION DOSE FACTORS FOR ADULTS						
	(mrem per pCi ingested)						
	Bone	Liver	T Body	Thyroid	Kidney	Lung	GI-LLI
CS-135	1.95E-05	1.80E-05	7.99E-06	0.00E+00	6.81E-06	2.04E-06	4.21E-07
CS-136	6.51E-06	2.57E-05	1.85E-05	0.00E+00	1.43E-05	1.96E-06	2.92E-06
CS-137	7.97E-05	1.09E-04	7.14E-05	0.00E+00	3.70E-05	1.23E-05	2.11E-06
CS-138	5.52E-08	1.09E-07	5.40E-08	0.00E+00	8.01E-08	7.91E-09	4.65E-13
CS-139	3.41E-08	5.08E-08	1.85E-08	0.00E+00	4.07E-08	3.70E-09	1.10E-30
BA-139	9.70E-08	6.91E-11	2.84E-09	0.00E+00	6.46E-11	3.92E-11	1.72E-07
BA-140	2.03E-05	2.55E-08	1.33E-06	0.00E+00	8.67E-09	1.46E-08	4.18E-05
LA-140	2.50E-09	1.26E-09	3.33E-10	0.00E+00	0.00E+00	0.00E+00	9.25E-05
BA-141	4.71E-08	3.56E-11	1.59E-09	0.00E+00	3.31E-11	2.02E-11	2.22E-17
LA-141	3.19E-10	9.90E-11	1.62E-11	0.00E+00	0.00E+00	0.00E+00	1.18E-05
CE-141	9.36E-09	6.33E-09	7.18E-10	0.00E+00	2.94E-09	0.00E+00	2.42E-05
BA-142	2.13E-08	2.19E-11	1.34E-09	0.00E+00	1.85E-11	1.24E-11	3.00E-26
LA-142	1.28E-10	5.82E-11	1.45E-11	0.00E+00	0.00E+00	0.00E+00	4.25E-07
CE-143	1.65E-09	1.22E-06	1.35E-10	0.00E+00	5.37E-10	0.00E+00	4.56E-05
PR-143	9.20E-09	3.69E-09	4.56E-10	0.00E+00	2.13E-09	0.00E+00	4.03E-05
CE-144	4.88E-07	2.04E-07	2.62E-08	0.00E+00	1.21E-07	0.00E+00	1.65E-04
PR-144	3.01E-11	1.25E-11	1.53E-12	0.00E+00	7.05E-12	0.00E+00	4.33E-18
ND-147	6.29E-09	7.27E-09	4.35E-10	0.00E+00	4.25E-09	0.00E+00	3.49E-05
PM-147	7.54E-08	7.09E-09	2.87E-09	0.00E+00	1.34E-08	0.00E+00	8.93E-06
PM-148M	3.07E-08	7.95E-09	6.08E-09	0.00E+00	1.20E-08	0.00E+00	6.74E-05
PM-148	7.17E-09	1.19E-09	5.99E-10	0.00E+00	2.25E-09	0.00E+00	9.35E-05
PM-149	1.52E-09	2.15E-10	8.78E-11	0.00E+00	4.06E-10	0.00E+00	4.03E-05
PM-151	6.97E-10	1.17E-10	5.91E-11	0.00E+00	2.09E-10	0.00E+00	3.22E-05
SM-151	6.90E-08	1.19E-08	2.85E-09	0.00E+00	1.33E-08	0.00E+00	5.25E-06
SM-153	8.57E-10	7.15E-10	5.22E-11	0.00E+00	2.31E-10	0.00E+00	2.55E-05
EU-152	1.95E-07	4.44E-08	3.90E-08	0.00E+00	2.75E-07	0.00E+00	2.56E-05
EU-154	6.15E-07	7.56E-08	5.38E-08	0.00E+00	3.62E-07	0.00E+00	5.48E-05
EU-155	8.60E-08	1.22E-08	7.87E-09	0.00E+00	5.63E-08	0.00E+00	9.60E-06
EU-156	1.37E-08	1.06E-08	1.71E-09	0.00E+00	7.08E-09	0.00E+00	7.26E-05
TB-160	4.70E-08	0.00E+00	5.86E-09	0.00E+00	1.94E-08	0.00E+00	4.33E-05
HO-166M	2.70E-07	8.43E-08	6.40E-08	0.00E+00	1.26E-07	0.00E+00	2.56E-05
W-181	9.91E-09	3.23E-09	3.46E-10	0.00E+00	0.00E+00	0.00E+00	3.68E-07
W-185	4.05E-07	1.35E-07	1.42E-08	0.00E+00	0.00E+00	0.00E+00	1.56E-05
W-187	1.03E-07	8.61E-08	3.01E-08	0.00E+00	0.00E+00	0.00E+00	2.82E-05
NP-239	1.19E-09	1.17E-10	6.45E-11	0.00E+00	3.65E-10	0.00E+00	2.40E-05
U-232	4.13E-03	0.00E+00	2.95E-04	0.00E+00	4.47E-04	0.00E+00	6.78E-05
U-233	8.71E-04	0.00E+00	5.28E-05	0.00E+00	2.03E-04	0.00E+00	6.27E-05
U-234	8.36E-04	0.00E+00	5.17E-05	0.00E+00	1.99E-04	0.00E+00	6.14E-05
U-235	8.01E-04	0.00E+00	4.86E-05	0.00E+00	1.87E-04	0.00E+00	7.81E-05
U-236	8.01E-04	0.00E+00	4.96E-05	0.00E+00	1.91E-04	0.00E+00	5.76E-05
U-237	5.52E-08	0.00E+00	1.47E-08	0.00E+00	2.27E-07	0.00E+00	1.94E-05
U-238	7.67E-04	0.00E+00	4.54E-05	0.00E+00	1.75E-04	0.00E+00	5.50E-05

TABLE 2.1
Liquid Dose Conversion Factors (DCF): DF_{ij}
 Page 4 of 16

Nuclide	INGESTION DOSE FACTORS FOR ADULTS						
	(mrem per pCi ingested)						
	Bone	Liver	T Body	Thyroid	Kidney	Lung	GI-LLI
NP-237	1.26E-03	8.96E-05	5.54E-05	0.00E+00	4.12E-04	0.00E+00	7.94E-05
NP-238	1.37E-08	3.69E-10	2.13E-10	0.00E+00	1.25E-09	0.00E+00	3.43E-05
PU-238	6.30E-04	7.98E-05	1.71E-05	0.00E+00	7.32E-05	0.00E+00	7.30E-05
PU-239	7.25E-04	8.71E-05	1.91E-05	0.00E+00	8.11E-05	0.00E+00	6.66E-05
PU-240	7.24E-04	8.70E-05	1.91E-05	0.00E+00	8.10E-05	0.00E+00	6.78E-05
PU-241	1.57E-05	7.45E-07	3.32E-07	0.00E+00	1.53E-06	0.00E+00	1.40E-06
PU-242	6.72E-04	8.39E-05	1.84E-05	0.00E+00	7.81E-05	0.00E+00	6.53E-05
PU-244	7.84E-04	9.61E-05	2.11E-05	0.00E+00	8.95E-05	0.00E+00	9.73E-05
AM-241	7.55E-04	7.05E-04	5.41E-05	0.00E+00	4.07E-04	0.00E+00	7.42E-05
AM-242M	7.61E-04	6.63E-04	5.43E-05	0.00E+00	4.05E-04	0.00E+00	9.34E-05
AM-243	7.54E-04	6.90E-04	5.30E-05	0.00E+00	3.99E-04	0.00E+00	8.70E-05
CM-242	2.06E-05	2.19E-05	1.37E-06	0.00E+00	6.22E-06	0.00E+00	7.92E-05
CM-243	5.99E-04	5.49E-04	3.75E-05	0.00E+00	1.75E-04	0.00E+00	7.81E-05
CM-244	4.56E-04	4.27E-04	2.87E-05	0.00E+00	1.34E-04	0.00E+00	7.55E-05
CM-245	9.38E-04	8.17E-04	5.76E-05	0.00E+00	2.69E-04	0.00E+00	7.04E-05
CM-246	9.30E-04	8.16E-04	5.75E-05	0.00E+00	2.68E-04	0.00E+00	6.91E-05
CM-247	9.07E-04	8.04E-04	5.67E-05	0.00E+00	2.64E-04	0.00E+00	9.09E-05
CM-248	7.54E-03	6.63E-03	4.67E-04	0.00E+00	2.18E-03	0.00E+00	1.47E-03
CF-252	2.61E-04	0.00E+00	6.29E-06	0.00E+00	0.00E+00	0.00E+00	2.88E-04

TABLE 2.1
Liquid Dose Conversion Factors (DCF): DF_{ij}
 Page 5 of 16

INGESTION DOSE FACTORS FOR TEENAGER
 (mrem per pCi ingested)

Nuclide	Bone	Liver	T Body	Thyroid	Kidney	Lung	GI-LLI
H-3	0.00E+00	1.06E-07	1.06E-07	1.06E-07	1.06E-07	1.06E-07	1.06E-07
C-14(inorg)	4.06E-06	8.12E-07	8.12E-07	8.12E-07	8.12E-07	8.12E-07	8.12E-07
NA-22	2.34E-05	2.34E-05	2.34E-05	2.34E-05	2.34E-05	2.34E-05	2.34E-05
NA-24	2.30E-06	2.30E-06	2.30E-06	2.30E-06	2.30E-06	2.30E-06	2.30E-06
P-32	2.76E-04	1.71E-05	1.07E-05	0.00E+00	0.00E+00	0.00E+00	2.32E-05
CA-41	1.97E-04	0.00E+00	2.13E-05	0.00E+00	0.00E+00	0.00E+00	1.95E-07
SC-46	7.24E-09	1.41E-08	4.18E-09	0.00E+00	1.35E-08	0.00E+00	4.80E-05
CR-51	0.00E+00	0.00E+00	3.60E-09	2.00E-09	7.89E-10	5.14E-09	6.05E-07
MN-54	0.00E+00	5.90E-06	1.17E-06	0.00E+00	1.76E-06	0.00E+00	1.21E-05
FE-55	3.78E-06	2.68E-06	6.25E-07	0.00E+00	0.00E+00	1.70E-06	1.16E-06
MN-56	0.00E+00	1.58E-07	2.81E-08	0.00E+00	2.00E-07	0.00E+00	1.04E-05
CO-57	0.00E+00	2.38E-07	3.99E-07	0.00E+00	0.00E+00	0.00E+00	4.44E-06
CO-58	0.00E+00	9.72E-07	2.24E-06	0.00E+00	0.00E+00	0.00E+00	1.34E-05
FE-59	5.87E-06	1.37E-05	5.29E-06	0.00E+00	0.00E+00	4.32E-06	3.24E-05
CO-60	0.00E+00	2.81E-06	6.33E-06	0.00E+00	0.00E+00	0.00E+00	3.66E-05
NI-59	1.32E-05	4.66E-06	2.24E-06	0.00E+00	0.00E+00	0.00E+00	7.31E-07
NI-63	1.77E-04	1.25E-05	6.00E-06	0.00E+00	0.00E+00	0.00E+00	1.99E-06
CU-64	0.00E+00	1.15E-07	5.41E-08	0.00E+00	2.91E-07	0.00E+00	8.92E-06
NI-65	7.49E-07	9.57E-08	4.36E-08	0.00E+00	0.00E+00	0.00E+00	5.19E-06
ZN-65	5.76E-06	2.00E-05	9.33E-06	0.00E+00	1.28E-05	0.00E+00	8.47E-06
ZN-69M	2.40E-07	5.66E-07	5.19E-08	0.00E+00	3.44E-07	0.00E+00	3.11E-05
ZN-69	1.47E-08	2.80E-08	1.96E-09	0.00E+00	1.83E-08	0.00E+00	5.16E-08
SE-79	0.00E+00	3.73E-06	6.27E-07	0.00E+00	6.50E-06	0.00E+00	5.70E-07
BR-82	0.00E+00	0.00E+00	3.04E-06	0.00E+00	0.00E+00	0.00E+00	0.00E+00
BR-83	0.00E+00	0.00E+00	5.74E-08	0.00E+00	0.00E+00	0.00E+00	0.00E+00
BR-84	0.00E+00	0.00E+00	7.22E-08	0.00E+00	0.00E+00	0.00E+00	0.00E+00
BR-85	0.00E+00	0.00E+00	3.05E-09	0.00E+00	0.00E+00	0.00E+00	0.00E+00
RB-86	0.00E+00	2.98E-05	1.40E-05	0.00E+00	0.00E+00	0.00E+00	4.41E-06
RB-87	0.00E+00	1.75E-05	6.11E-06	0.00E+00	0.00E+00	0.00E+00	6.11E-07
RB-88	0.00E+00	8.52E-08	4.54E-08	0.00E+00	0.00E+00	0.00E+00	7.30E-15
RB-89	0.00E+00	5.50E-08	3.89E-08	0.00E+00	0.00E+00	0.00E+00	8.43E-17
SR-89	4.40E-04	0.00E+00	1.26E-05	0.00E+00	0.00E+00	0.00E+00	5.24E-05
SR-90	8.30E-03	0.00E+00	2.05E-03	0.00E+00	0.00E+00	0.00E+00	2.33E-04
Y-90	1.37E-08	0.00E+00	3.69E-10	0.00E+00	0.00E+00	0.00E+00	1.13E-04
SR-91	8.07E-06	0.00E+00	3.21E-07	0.00E+00	0.00E+00	0.00E+00	3.66E-05
Y-91M	1.29E-10	0.00E+00	4.93E-12	0.00E+00	0.00E+00	0.00E+00	6.09E-09
Y-91	2.01E-07	0.00E+00	5.39E-09	0.00E+00	0.00E+00	0.00E+00	8.24E-05
SR-92	3.05E-06	0.00E+00	1.30E-07	0.00E+00	0.00E+00	0.00E+00	7.77E-05
Y-92	1.21E-09	0.00E+00	3.50E-11	0.00E+00	0.00E+00	0.00E+00	3.32E-05
Y-93	3.83E-09	0.00E+00	1.05E-10	0.00E+00	0.00E+00	0.00E+00	1.17E-04
NB-93M	3.44E-08	1.13E-08	2.83E-09	0.00E+00	1.32E-08	0.00E+00	4.07E-06
NB-95	8.22E-09	4.56E-09	2.51E-09	0.00E+00	4.42E-09	0.00E+00	1.95E-05
NB-97	7.37E-11	1.83E-11	6.68E-12	0.00E+00	2.14E-11	0.00E+00	4.37E-07

TABLE 2.1
Liquid Dose Conversion Factors (DCF): DF_{ij}
 Page 6 of 16

INGESTION DOSE FACTORS FOR TEENAGER
 (mrem per pCi ingested)

Nuclide	Bone	Liver	T Body	Thyroid	Kidney	Lung	GI-LLI
ZR-93	5.53E-08	2.73E-09	1.49E-09	0.00E+00	9.65E-09	0.00E+00	2.58E-06
ZR-95	4.12E-08	1.30E-08	8.94E-09	0.00E+00	1.91E-08	0.00E+00	3.00E-05
ZR-97	2.37E-09	4.69E-10	2.16E-10	0.00E+00	7.11E-10	0.00E+00	1.27E-04
MO-93	0.00E+00	1.06E-05	2.90E-07	0.00E+00	3.04E-06	0.00E+00	1.29E-06
MO-99	0.00E+00	6.03E-06	1.15E-06	0.00E+00	1.38E-05	0.00E+00	1.08E-05
TC-99	1.79E-07	2.63E-07	7.17E-08	0.00E+00	3.34E-06	2.72E-08	6.44E-06
TC-99M	3.32E-10	9.26E-10	1.20E-08	0.00E+00	1.38E-08	5.14E-10	6.08E-07
TC-101	3.60E-10	5.12E-10	5.03E-09	0.00E+00	9.26E-09	3.12E-10	8.75E-17
RU-103	2.55E-07	0.00E+00	1.09E-07	0.00E+00	8.99E-07	0.00E+00	2.13E-05
RU-105	2.18E-08	0.00E+00	8.46E-09	0.00E+00	2.75E-07	0.00E+00	1.76E-05
RU-106	3.92E-06	0.00E+00	4.94E-07	0.00E+00	7.56E-06	0.00E+00	1.88E-04
RH-105	1.73E-07	1.25E-07	8.20E-08	0.00E+00	5.31E-07	0.00E+00	1.59E-05
PD-107	0.00E+00	2.08E-07	1.34E-08	0.00E+00	1.88E-06	0.00E+00	9.66E-07
PD-109	0.00E+00	2.51E-07	5.70E-08	0.00E+00	1.45E-06	0.00E+00	2.53E-05
AG-110M	2.05E-07	1.94E-07	1.18E-07	0.00E+00	3.70E-07	0.00E+00	5.45E-05
AG-111	8.29E-08	3.44E-08	1.73E-08	0.00E+00	1.12E-07	0.00E+00	4.80E-05
CD-113M	0.00E+00	4.51E-06	1.45E-07	0.00E+00	4.99E-06	0.00E+00	2.71E-05
CD-115M	0.00E+00	2.60E-06	8.39E-08	0.00E+00	2.08E-06	0.00E+00	8.23E-05
SN-123	4.44E-05	7.29E-07	1.08E-06	5.84E-07	0.00E+00	0.00E+00	6.71E-05
SN-125	1.19E-05	2.37E-07	5.37E-07	1.86E-07	0.00E+00	0.00E+00	1.12E-04
SN-126	1.16E-04	2.16E-06	3.30E-06	5.69E-07	0.00E+00	0.00E+00	2.58E-05
SB-124	3.87E-06	7.13E-08	1.51E-06	8.78E-09	0.00E+00	3.38E-06	7.80E-05
SB-125	2.48E-06	2.71E-08	5.80E-07	2.37E-09	0.00E+00	2.18E-06	1.93E-05
SB-126	1.59E-06	3.25E-08	5.71E-07	8.99E-09	0.00E+00	1.14E-06	9.41E-05
SB-127	3.63E-07	7.76E-09	1.37E-07	4.08E-09	0.00E+00	2.47E-07	6.16E-05
TE-125M	3.83E-06	1.38E-06	5.12E-07	1.07E-06	0.00E+00	0.00E+00	1.13E-05
TE-127M	9.67E-06	3.43E-06	1.15E-06	2.30E-06	3.92E-05	0.00E+00	2.41E-05
TE-127	1.58E-07	5.60E-08	3.40E-08	1.09E-07	6.40E-07	0.00E+00	1.22E-05
TE-129M	1.63E-05	6.05E-06	2.58E-06	5.26E-06	6.82E-05	0.00E+00	6.12E-05
TE-129	4.48E-08	1.67E-08	1.09E-08	3.20E-08	1.88E-07	0.00E+00	2.45E-07
TE-133M	6.44E-08	3.66E-08	3.56E-08	5.11E-08	3.62E-07	0.00E+00	1.48E-07
TE-134	4.47E-08	2.87E-08	3.00E-08	3.67E-08	2.74E-07	0.00E+00	1.66E-09
I-129	4.66E-06	3.92E-06	6.54E-06	4.77E-03	7.01E-06	0.00E+00	4.57E-07
I-130	1.03E-06	2.98E-06	1.19E-06	2.43E-04	4.59E-06	0.00E+00	2.29E-06
I-131	5.85E-06	8.19E-06	4.40E-06	2.39E-03	1.41E-05	0.00E+00	1.62E-06
TE-131M	2.44E-06	1.17E-06	9.76E-07	1.76E-06	1.22E-05	0.00E+00	9.39E-05
TE-131	2.79E-08	1.15E-08	8.72E-09	2.15E-08	1.22E-07	0.00E+00	2.29E-09
I-132	2.79E-07	7.30E-07	2.62E-07	2.46E-05	1.15E-06	0.00E+00	3.18E-07
TE-132	3.49E-06	2.21E-06	2.08E-06	2.33E-06	2.12E-05	0.00E+00	7.00E-05
I-133	2.01E-06	3.41E-06	1.04E-06	4.76E-04	5.98E-06	0.00E+00	2.58E-06
CS-134M	2.94E-08	6.09E-08	3.13E-08	0.00E+00	3.39E-08	5.95E-09	4.05E-08
CS-134	8.37E-05	1.97E-04	9.14E-05	0.00E+00	6.26E-05	2.39E-05	2.45E-06

TABLE 2.1
Liquid Dose Conversion Factors (DCF): DF_{ij}
 Page 7 of 16

INGESTION DOSE FACTORS FOR TEENAGER
 (mrem per pCi ingested)

Nuclide	Bone	Liver	T Body	Thyroid	Kidney	Lung	GI-LLI
I-134	1.46E-07	3.87E-07	1.39E-07	6.45E-06	6.10E-07	0.00E+00	5.10E-09
I-135	6.10E-07	1.57E-06	5.82E-07	1.01E-04	2.48E-06	0.00E+00	1.74E-06
CS-135	2.78E-05	2.55E-05	5.96E-06	0.00E+00	9.73E-06	3.52E-06	4.46E-07
CS-136	8.59E-06	3.38E-05	2.27E-05	0.00E+00	1.84E-05	2.90E-06	2.72E-06
CS-137	1.12E-04	1.49E-04	5.19E-05	0.00E+00	5.07E-05	1.97E-05	2.12E-06
CS-138	7.76E-08	1.49E-07	7.45E-08	0.00E+00	1.10E-07	1.28E-08	6.76E-11
CS-139	4.87E-08	7.17E-08	2.63E-08	0.00E+00	5.79E-08	6.34E-09	3.33E-23
BA-139	1.39E-07	9.78E-11	4.05E-09	0.00E+00	9.22E-11	6.74E-11	1.24E-06
BA-140	2.84E-05	3.48E-08	1.83E-06	0.00E+00	1.18E-08	2.34E-08	4.38E-05
LA-140	3.48E-09	1.71E-09	4.55E-10	0.00E+00	0.00E+00	0.00E+00	9.82E-05
BA-141	6.71E-08	5.01E-11	2.24E-09	0.00E+00	4.65E-11	3.43E-11	1.43E-13
LA-141	4.55E-10	1.40E-10	2.31E-11	0.00E+00	0.00E+00	0.00E+00	2.48E-05
CE-141	1.33E-08	8.88E-09	1.02E-09	0.00E+00	4.18E-09	0.00E+00	2.54E-05
BA-142	2.99E-08	2.99E-11	1.84E-09	0.00E+00	2.53E-11	1.99E-11	9.18E-20
LA-142	1.79E-10	7.95E-11	1.98E-11	0.00E+00	0.00E+00	0.00E+00	2.42E-06
CE-143	2.35E-09	1.71E-06	1.91E-10	0.00E+00	7.67E-10	0.00E+00	5.14E-05
PR-143	1.31E-08	5.23E-09	6.52E-10	0.00E+00	3.04E-09	0.00E+00	4.31E-05
CE-144	6.96E-07	2.88E-07	3.74E-08	0.00E+00	1.72E-07	0.00E+00	1.75E-04
PR-144	4.30E-11	1.76E-11	2.18E-12	0.00E+00	1.01E-11	0.00E+00	4.74E-14
ND-147	9.38E-09	1.02E-08	6.11E-10	0.00E+00	5.99E-09	0.00E+00	3.68E-05
PM-147	1.05E-07	9.96E-09	4.06E-09	0.00E+00	1.90E-08	0.00E+00	9.47E-06
PM-148M	4.14E-08	1.05E-08	8.21E-09	0.00E+00	1.59E-08	0.00E+00	6.61E-05
PM-148	1.02E-08	1.66E-09	8.36E-10	0.00E+00	3.00E-09	0.00E+00	9.90E-05
PM-149	2.17E-09	3.05E-10	1.25E-10	0.00E+00	5.81E-10	0.00E+00	4.49E-05
PM-151	9.87E-10	1.63E-10	8.25E-11	0.00E+00	2.93E-10	0.00E+00	3.66E-05
SM-151	8.73E-08	1.68E-08	3.94E-09	0.00E+00	1.84E-08	0.00E+00	5.70E-06
SM-153	1.22E-09	1.01E-09	7.43E-11	0.00E+00	3.30E-10	0.00E+00	2.85E-05
EU-152	2.45E-07	5.90E-08	5.20E-08	0.00E+00	2.74E-07	0.00E+00	2.17E-05
EU-154	7.91E-07	1.02E-07	7.19E-08	0.00E+00	4.56E-07	0.00E+00	5.39E-05
EU-155	1.74E-07	1.68E-08	1.04E-08	0.00E+00	6.57E-08	0.00E+00	9.63E-05
EU-156	1.92E-08	1.44E-08	2.35E-09	0.00E+00	9.69E-09	0.00E+00	7.36E-05
TB-160	6.47E-08	0.00E+00	8.07E-09	0.00E+00	2.56E-08	0.00E+00	4.19E-05
HO-166M	3.57E-07	1.10E-07	7.96E-08	0.00E+00	1.61E-07	0.00E+00	2.71E-05
W-181	1.42E-08	4.58E-09	4.79E-10	0.00E+00	0.00E+00	0.00E+00	3.90E-07
W-185	5.79E-07	1.91E-07	2.02E-08	0.00E+00	0.00E+00	0.00E+00	1.65E-05
W-187	1.46E-07	1.19E-07	4.17E-08	0.00E+00	0.00E+00	0.00E+00	3.22E-05
NP-239	1.76E-09	1.66E-10	9.22E-11	0.00E+00	5.21E-10	0.00E+00	2.67E-05
U-232	5.89E-03	0.00E+00	4.21E-04	0.00E+00	6.38E-04	0.00E+00	7.19E-05
U-233	1.24E-03	0.00E+00	7.54E-05	0.00E+00	2.90E-04	0.00E+00	6.65E-05
U-234	1.19E-03	0.00E+00	7.39E-05	0.00E+00	2.85E-04	0.00E+00	6.51E-05

TABLE 2.1
Liquid Dose Conversion Factors (DCF): DF_{ij}
 Page 8 of 16

INGESTION DOSE FACTORS FOR TEENAGER (mrem per pCi ingested)							
Nuclide	Bone	Liver	T Body	Thyroid	Kidney	Lung	GI-LLI
U-235	1.14E-03	0.00E+00	6.94E-05	0.00E+00	2.67E-04	0.00E+00	8.28E-05
U-236	1.14E-03	0.00E+00	7.09E-05	0.00E+00	2.73E-04	0.00E+00	6.11E-05
U-237	7.89E-08	0.00E+00	2.10E-08	0.00E+00	3.24E-07	0.00E+00	2.09E-05
U-238	1.09E-03	0.00E+00	6.49E-05	0.00E+00	2.50E-04	0.00E+00	5.83E-05
NP-237	1.33E-03	9.55E-05	5.85E-05	0.00E+00	4.33E-04	0.00E+00	8.41E-05
NP-238	1.95E-08	5.22E-10	3.04E-10	0.00E+00	1.79E-09	0.00E+00	3.83E-05
PU-238	6.70E-04	8.58E-05	1.82E-05	0.00E+00	7.80E-05	0.00E+00	7.73E-05
PU-239	7.65E-04	9.29E-05	2.01E-05	0.00E+00	8.57E-05	0.00E+00	7.06E-05
PU-240	7.64E-04	9.27E-05	2.01E-05	0.00E+00	8.56E-05	0.00E+00	7.19E-05
PU-241	1.75E-05	8.40E-07	3.69E-07	0.00E+00	1.71E-06	0.00E+00	1.48E-06
PU-242	7.09E-04	8.94E-05	1.94E-05	0.00E+00	8.25E-05	0.00E+00	6.92E-05
PU-244	8.28E-04	1.02E-04	2.22E-05	0.00E+00	9.45E-05	0.00E+00	1.03E-04
AM-241	7.98E-04	7.53E-04	5.75E-05	0.00E+00	4.31E-04	0.00E+00	7.87E-05
AM-242M	8.07E-04	7.11E-04	5.80E-05	0.00E+00	4.30E-04	0.00E+00	9.90E-05
AM-243	7.96E-04	7.35E-04	5.62E-05	0.00E+00	4.22E-04	0.00E+00	9.23E-05
CM-242	2.94E-05	3.10E-05	1.95E-06	0.00E+00	8.89E-06	0.00E+00	8.40E-05
CM-243	6.50E-04	6.03E-04	4.09E-05	0.00E+00	1.91E-04	0.00E+00	8.28E-05
CM-244	5.04E-04	4.77E-04	3.19E-05	0.00E+00	1.49E-04	0.00E+00	8.00E-05
CM-245	9.90E-04	8.71E-04	6.10E-05	0.00E+00	2.85E-04	0.00E+00	7.46E-05
CM-246	9.82E-04	8.70E-04	6.09E-05	0.00E+00	2.84E-04	0.00E+00	7.33E-05
CM-247	9.57E-04	8.57E-04	6.00E-05	0.00E+00	2.80E-04	0.00E+00	9.63E-05
CM-248	7.95E-03	7.06E-03	4.95E-04	0.00E+00	2.31E-03	0.00E+00	1.55E-03
CF-252	3.47E-04	0.00E+00	8.37E-06	0.00E+00	0.00E+00	0.00E+00	3.05E-04

TABLE 2.1
Liquid Dose Conversion Factors (DCF): DF_{ij}
 Page 9 of 16

Nuclide	INGESTION DOSE FACTORS FOR CHILD (mrem per pCi ingested)						
	Bone	Liver	T Body	Thyroid	Kidney	Lung	GI-LLI
H-3	0.00E+00	2.03E-07	2.03E-07	2.03E-07	2.03E-07	2.03E-07	2.03E-07
C-14(inorg)	1.21E-05	2.42E-06	2.42E-06	2.42E-06	2.42E-06	2.42E-06	2.42E-06
NA-22	5.88E-05	5.88E-05	5.88E-05	5.88E-05	5.88E-05	5.88E-05	5.88E-05
NA-24	5.80E-06	5.80E-06	5.80E-06	5.80E-06	5.80E-06	5.80E-06	5.80E-06
P-32	8.25E-04	3.86E-05	3.18E-05	0.00E+00	0.00E+00	0.00E+00	2.28E-05
CA-41	3.47E-04	0.00E+00	3.79E-05	0.00E+00	0.00E+00	0.00E+00	1.90E-07
SC-46	1.97E-08	2.70E-08	1.04E-08	0.00E+00	2.39E-08	0.00E+00	3.95E-05
CR-51	0.00E+00	0.00E+00	8.90E-09	4.94E-09	1.35E-09	9.02E-09	4.72E-07
MN-54	0.00E+00	1.07E-05	2.85E-06	0.00E+00	3.00E-06	0.00E+00	8.98E-06
FE-55	1.15E-05	6.10E-06	1.89E-06	0.00E+00	0.00E+00	3.45E-06	1.13E-06
MN-56	0.00E+00	3.34E-07	7.54E-08	0.00E+00	4.04E-07	0.00E+00	4.84E-05
CO-57	0.00E+00	4.93E-07	9.98E-07	0.00E+00	0.00E+00	0.00E+00	4.04E-06
CO-58	0.00E+00	1.80E-06	5.51E-06	0.00E+00	0.00E+00	0.00E+00	1.05E-05
FE-59	1.65E-05	2.67E-05	1.33E-05	0.00E+00	0.00E+00	7.74E-06	2.78E-05
CO-60	0.00E+00	5.29E-06	1.56E-05	0.00E+00	0.00E+00	0.00E+00	2.93E-05
NI-59	4.02E-05	1.07E-05	6.82E-06	0.00E+00	0.00E+00	0.00E+00	7.10E-07
NI-63	5.38E-04	2.88E-05	1.83E-05	0.00E+00	0.00E+00	0.00E+00	1.94E-06
CU-64	0.00E+00	2.45E-07	1.48E-07	0.00E+00	5.92E-07	0.00E+00	1.15E-05
NI-65	2.22E-06	2.09E-07	1.22E-07	0.00E+00	0.00E+00	0.00E+00	2.56E-05
ZN-65	1.37E-05	3.65E-05	2.27E-05	0.00E+00	2.30E-05	0.00E+00	6.41E-06
ZN-69M	7.10E-07	1.21E-06	1.43E-07	0.00E+00	7.03E-07	0.00E+00	3.94E-05
ZN-69	4.38E-08	6.33E-08	5.85E-09	0.00E+00	3.84E-08	0.00E+00	3.99E-06
SE-79	0.00E+00	8.43E-06	1.87E-06	0.00E+00	1.37E-05	0.00E+00	5.53E-07
BR-82	0.00E+00	0.00E+00	7.55E-06	0.00E+00	0.00E+00	0.00E+00	0.00E+00
BR-83	0.00E+00	0.00E+00	1.71E-07	0.00E+00	0.00E+00	0.00E+00	0.00E+00
BR-84	0.00E+00	0.00E+00	1.98E-07	0.00E+00	0.00E+00	0.00E+00	0.00E+00
BR-85	0.00E+00	0.00E+00	9.12E-09	0.00E+00	0.00E+00	0.00E+00	0.00E+00
RB-86	0.00E+00	6.70E-05	4.12E-05	0.00E+00	0.00E+00	0.00E+00	4.31E-06
RB-87	0.00E+00	3.95E-05	1.83E-05	0.00E+00	0.00E+00	0.00E+00	5.92E-07
RB-88	0.00E+00	1.90E-07	1.32E-07	0.00E+00	0.00E+00	0.00E+00	9.32E-09
RB-89	0.00E+00	1.17E-07	1.04E-07	0.00E+00	0.00E+00	0.00E+00	1.02E-09
SR-89	1.32E-03	0.00E+00	3.77E-05	0.00E+00	0.00E+00	0.00E+00	5.11E-05
SR-90	1.70E-02	0.00E+00	4.31E-03	0.00E+00	0.00E+00	0.00E+00	2.29E-04
Y-90	4.11E-08	0.00E+00	1.10E-09	0.00E+00	0.00E+00	0.00E+00	1.17E-04
SR-91	2.40E-05	0.00E+00	9.06E-07	0.00E+00	0.00E+00	0.00E+00	5.30E-05
Y-91M	3.82E-10	0.00E+00	1.39E-11	0.00E+00	0.00E+00	0.00E+00	7.48E-07
Y-91	6.02E-07	0.00E+00	1.61E-08	0.00E+00	0.00E+00	0.00E+00	8.02E-05
SR-92	9.03E-06	0.00E+00	3.62E-07	0.00E+00	0.00E+00	0.00E+00	1.71E-04
Y-92	3.60E-09	0.00E+00	1.03E-10	0.00E+00	0.00E+00	0.00E+00	1.04E-04
Y-93	1.14E-08	0.00E+00	3.13E-10	0.00E+00	0.00E+00	0.00E+00	1.70E-04
NB-93M	1.05E-07	2.62E-08	8.61E-09	0.00E+00	2.83E-08	0.00E+00	3.95E-06
NB-95	2.25E-08	8.76E-09	6.26E-09	0.00E+00	8.23E-09	0.00E+00	1.62E-05

TABLE 2.1
Liquid Dose Conversion Factors (DCF): DF_{ij}
 Page 10 of 16

INGESTION DOSE FACTORS FOR CHILD							
(mrem per pCi ingested)							
Nuclide	Bone	Liver	T Body	Thyroid	Kidney	Lung	GI-LLI
NB-97	2.17E-10	3.92E-11	1.83E-11	0.00E+00	4.35E-11	0.00E+00	1.21E-05
ZR-93	1.67E-07	6.25E-09	4.45E-09	0.00E+00	2.42E-08	0.00E+00	2.37E-06
ZR-95	1.16E-07	2.55E-08	2.27E-08	0.00E+00	3.65E-08	0.00E+00	2.66E-05
ZR-97	6.99E-09	1.01E-09	5.96E-10	0.00E+00	1.45E-09	0.00E+00	1.53E-04
MO-93	0.00E+00	2.41E-05	8.65E-07	0.00E+00	6.35E-06	0.00E+00	1.22E-06
MO-99	0.00E+00	1.33E-05	3.29E-06	0.00E+00	2.84E-05	0.00E+00	1.10E-05
TC-99	5.35E-07	5.96E-07	2.14E-07	0.00E+00	7.02E-06	5.27E-08	6.25E-06
TC-99M	9.23E-10	1.81E-09	3.00E-08	0.00E+00	2.63E-08	9.19E-10	1.03E-06
TC-101	1.07E-09	1.12E-09	1.42E-08	0.00E+00	1.91E-08	5.92E-10	3.56E-09
RU-103	7.31E-07	0.00E+00	2.81E-07	0.00E+00	1.84E-06	0.00E+00	1.89E-05
RU-105	6.45E-08	0.00E+00	2.34E-08	0.00E+00	5.67E-07	0.00E+00	4.21E-05
RU-106	1.17E-05	0.00E+00	1.46E-06	0.00E+00	1.58E-05	0.00E+00	1.82E-04
RH-105	5.14E-07	2.76E-07	2.36E-07	0.00E+00	1.10E-06	0.00E+00	1.71E-05
PD-107	0.00E+00	4.72E-07	4.01E-08	0.00E+00	3.95E-06	0.00E+00	9.37E-07
PD-109	0.00E+00	5.67E-07	1.70E-07	0.00E+00	3.04E-06	0.00E+00	3.35E-05
AG-110M	5.39E-07	3.64E-07	2.91E-07	0.00E+00	6.78E-07	0.00E+00	4.33E-05
AG-111	2.48E-07	7.76E-08	5.12E-08	0.00E+00	2.34E-07	0.00E+00	4.75E-05
CD-113M	0.00E+00	1.02E-05	4.34E-07	0.00E+00	1.05E-05	0.00E+00	2.63E-05
CD-115M	0.00E+00	5.89E-06	2.51E-07	0.00E+00	4.38E-06	0.00E+00	8.01E-05
SN-123	1.33E-04	1.65E-06	3.24E-06	1.75E-06	0.00E+00	0.00E+00	6.52E-05
SN-125	3.55E-05	5.35E-07	1.59E-06	5.55E-07	0.00E+00	0.00E+00	1.10E-04
SN-126	3.33E-04	4.15E-06	9.46E-06	1.14E-06	0.00E+00	0.00E+00	2.50E-05
SB-124	1.11E-05	1.44E-07	3.89E-06	2.45E-08	0.00E+00	6.16E-06	6.94E-05
SB-125	7.16E-06	5.52E-08	1.50E-06	6.63E-09	0.00E+00	3.99E-06	1.71E-05
SB-126	4.40E-06	6.73E-08	1.58E-06	2.58E-08	0.00E+00	2.10E-06	8.87E-05
SB-127	1.06E-06	1.64E-08	3.68E-07	1.18E-08	0.00E+00	4.60E-07	5.97E-05
TE-125M	1.14E-05	3.09E-06	1.52E-06	3.20E-06	0.00E+00	0.00E+00	1.10E-05
TE-127M	2.89E-05	7.78E-06	3.43E-06	6.91E-06	8.24E-05	0.00E+00	2.34E-05
TE-127	4.71E-07	1.27E-07	1.01E-07	3.26E-07	1.34E-06	0.00E+00	1.84E-05
TE-129M	4.87E-05	1.36E-05	7.56E-06	1.57E-05	1.43E-04	0.00E+00	5.94E-05
TE-129	1.34E-07	3.74E-08	3.18E-08	9.56E-08	3.92E-07	0.00E+00	8.34E-06
TE-133M	1.87E-07	7.56E-08	9.37E-08	1.45E-07	7.18E-07	0.00E+00	5.77E-06
TE-134	1.29E-07	5.80E-08	7.74E-08	1.02E-07	5.37E-07	0.00E+00	5.89E-07
I-129	1.39E-05	8.53E-06	7.62E-06	5.58E-03	1.44E-05	0.00E+00	4.29E-07
I-130	2.92E-06	5.90E-06	3.04E-06	6.50E-04	8.82E-06	0.00E+00	2.76E-06
I-131	1.72E-05	1.73E-05	9.83E-06	5.72E-03	2.84E-05	0.00E+00	1.54E-06
TE-131M	7.20E-06	2.49E-06	2.65E-06	5.12E-06	2.41E-05	0.00E+00	1.01E-04
TE-131	8.30E-08	2.53E-08	2.47E-08	6.35E-08	2.51E-07	0.00E+00	4.36E-07
I-132	8.00E-07	1.47E-06	6.76E-07	6.82E-05	2.25E-06	0.00E+00	1.73E-06
TE-132	1.01E-05	4.47E-06	5.40E-06	6.51E-06	4.15E-05	0.00E+00	4.50E-05

TABLE 2.1
Liquid Dose Conversion Factors (DCF): DF_{ij}
 Page 11 of 16

INGESTION DOSE FACTORS FOR CHILD (mrem per pCi ingested)							
Nuclide	Bone	Liver	T Body	Thyroid	Kidney	Lung	GI-LLI
I-133	5.92E-06	7.32E-06	2.77E-06	1.36E-03	1.22E-05	0.00E+00	2.95E-06
CS-134M	8.44E-08	1.25E-07	8.16E-08	0.00E+00	6.59E-08	1.09E-08	1.58E-07
CS-134	2.34E-04	3.84E-04	8.10E-05	0.00E+00	1.19E-04	4.27E-05	2.07E-06
I-134	4.19E-07	7.78E-07	3.58E-07	1.79E-05	1.19E-06	0.00E+00	5.16E-07
I-135	1.75E-06	3.15E-06	1.49E-06	2.79E-04	4.83E-06	0.00E+00	2.40E-06
CS-135	8.30E-05	5.78E-05	5.93E-06	0.00E+00	2.04E-05	6.81E-06	4.33E-07
CS-136	2.35E-05	6.46E-05	4.18E-05	0.00E+00	3.44E-05	5.13E-06	2.27E-06
CS-137	3.27E-04	3.13E-04	4.62E-05	0.00E+00	1.02E-04	3.67E-05	1.96E-06
CS-138	2.28E-07	3.17E-07	2.01E-07	0.00E+00	2.23E-07	2.40E-08	1.46E-07
CS-139	1.45E-07	1.61E-07	7.74E-08	0.00E+00	1.21E-07	1.22E-08	1.45E-11
BA-139	4.14E-07	2.21E-10	1.20E-08	0.00E+00	1.93E-10	1.30E-10	2.39E-05
BA-140	8.31E-05	7.28E-08	4.85E-06	0.00E+00	2.37E-08	4.34E-08	4.21E-05
LA-140	1.01E-08	3.53E-09	1.19E-09	0.00E+00	0.00E+00	0.00E+00	9.84E-05
BA-141	2.00E-07	1.12E-10	6.51E-09	0.00E+00	9.69E-11	6.58E-10	1.14E-07
LA-141	1.36E-09	3.17E-10	6.88E-11	0.00E+00	0.00E+00	0.00E+00	7.05E-05
CE-141	3.97E-08	1.98E-08	2.94E-09	0.00E+00	8.68E-09	0.00E+00	2.47E-05
BA-142	8.74E-08	6.29E-11	4.88E-09	0.00E+00	5.09E-11	3.70E-11	1.14E-09
LA-142	5.24E-10	1.67E-10	5.23E-11	0.00E+00	0.00E+00	0.00E+00	3.31E-05
CE-143	6.99E-09	3.79E-06	5.49E-10	0.00E+00	1.59E-09	0.00E+00	5.55E-05
PR-143	3.93E-08	1.18E-08	1.95E-09	0.00E+00	6.39E-09	0.00E+00	4.24E-05
CE-144	2.08E-06	6.52E-07	1.11E-07	0.00E+00	3.61E-07	0.00E+00	1.70E-04
PR-144	1.29E-10	3.99E-11	6.49E-12	0.00E+00	2.11E-11	0.00E+00	8.59E-08
ND-147	2.79E-08	2.26E-08	1.75E-09	0.00E+00	1.24E-08	0.00E+00	3.58E-05
PM-147	3.18E-07	2.27E-08	1.22E-08	0.00E+00	4.01E-08	0.00E+00	9.19E-06
PM-148M	1.03E-07	2.05E-08	2.05E-08	0.00E+00	3.04E-08	0.00E+00	5.78E-05
PM-148	3.02E-08	3.63E-09	2.35E-09	0.00E+00	6.17E-09	0.00E+00	9.70E-05
PM-149	6.49E-09	6.90E-10	3.74E-10	0.00E+00	1.22E-09	0.00E+00	4.71E-05
PM-151	2.92E-09	3.55E-10	2.31E-10	0.00E+00	6.02E-10	0.00E+00	4.03E-05
SM-151	2.56E-07	3.81E-08	1.20E-08	0.00E+00	3.94E-08	0.00E+00	5.53E-06
SM-153	3.65E-09	2.27E-09	2.19E-10	0.00E+00	6.91E-10	0.00E+00	3.02E-05
EU-152	6.15E-07	1.12E-07	1.33E-07	0.00E+00	4.73E-07	0.00E+00	1.84E-05
EU-154	2.30E-06	2.07E-07	1.89E-07	0.00E+00	9.09E-07	0.00E+00	4.81E-05
EU-155	4.82E-07	3.47E-08	2.72E-08	0.00E+00	1.30E-07	0.00E+00	8.69E-05
EU-156	5.62E-08	3.01E-08	6.23E-09	0.00E+00	1.94E-08	0.00E+00	6.83E-05
TB-160	1.66E-07	0.00E+00	2.06E-08	0.00E+00	4.94E-08	0.00E+00	3.68E-05
HO-166M	1.08E-06	2.26E-07	1.91E-07	0.00E+00	3.22E-07	0.00E+00	2.63E-05
W-181	4.23E-08	1.04E-08	1.43E-09	0.00E+00	0.00E+00	0.00E+00	3.79E-07
W-185	1.73E-06	4.32E-07	6.05E-08	0.00E+00	0.00E+00	0.00E+00	1.61E-05
W-187	4.29E-07	2.54E-07	1.14E-07	0.00E+00	0.00E+00	0.00E+00	3.57E-05
NP-239	5.25E-09	3.77E-10	2.65E-10	0.00E+00	1.09E-09	0.00E+00	2.79E-05
U-232	1.76E-02	0.00E+00	1.26E-03	0.00E+00	1.34E-03	0.00E+00	6.98E-05
U-233	3.72E-03	0.00E+00	2.25E-04	0.00E+00	6.10E-04	0.00E+00	6.45E-05

TABLE 2.1
Liquid Dose Conversion Factors (DCF): DF_{ij}
 Page 12 of 16

Nuclide	INGESTION DOSE FACTORS FOR CHILD (mrem per pCi ingested)						
	Bone	Liver	T Body	Thyroid	Kidney	Lung	GI-LLI
U-234	3.57E-03	0.00E+00	2.21E-04	0.00E+00	5.98E-04	0.00E+00	6.32E-05
U-235	3.42E-03	0.00E+00	2.07E-04	0.00E+00	5.61E-04	0.00E+00	8.03E-05
U-236	3.42E-03	0.00E+00	2.12E-04	0.00E+00	5.73E-04	0.00E+00	5.92E-05
U-237	2.36E-07	0.00E+00	6.27E-08	0.00E+00	6.81E-07	0.00E+00	2.08E-05
U-238	3.27E-03	0.00E+00	1.94E-04	0.00E+00	5.24E-04	0.00E+00	5.66E-05
NP-237	2.23E-03	1.47E-04	9.79E-05	0.00E+00	6.05E-04	0.00E+00	8.16E-05
NP-238	5.83E-08	1.18E-09	9.08E-10	0.00E+00	3.76E-09	0.00E+00	4.04E-05
PU-238	1.19E-03	1.38E-04	3.16E-05	0.00E+00	1.15E-04	0.00E+00	7.50E-05
PU-239	1.29E-03	1.38E-04	3.31E-05	0.00E+00	1.22E-04	0.00E+00	6.85E-05
PU-240	1.28E-03	1.43E-04	3.31E-05	0.00E+00	1.22E-04	0.00E+00	6.98E-05
PU-241	3.87E-05	1.58E-06	8.04E-07	0.00E+00	2.96E-06	0.00E+00	1.44E-06
PU-242	1.19E-03	1.38E-04	3.19E-05	0.00E+00	1.17E-04	0.00E+00	6.71E-05
PU-244	1.39E-03	1.58E-03	3.65E-05	0.00E+00	1.35E-04	0.00E+00	1.00E-04
AM-241	1.36E-03	1.17E-03	1.02E-04	0.00E+00	6.23E-04	0.00E+00	7.64E-05
AM-242M	1.40E-03	1.12E-03	1.04E-04	0.00E+00	6.30E-04	0.00E+00	9.61E-05
AM-243	1.34E-03	1.13E-03	9.83E-05	0.00E+00	6.06E-04	0.00E+00	8.95E-05
CM-242	8.78E-05	7.01E-05	5.84E-06	0.00E+00	1.87E-05	0.00E+00	8.16E-05
CM-243	1.28E-03	1.04E-03	8.24E-05	0.00E+00	3.08E-04	0.00E+00	8.03E-05
CM-244	1.08E-03	8.74E-04	6.93E-05	0.00E+00	2.54E-04	0.00E+00	7.77E-05
CM-245	1.67E-03	1.34E-03	1.05E-04	0.00E+00	4.11E-04	0.00E+00	7.24E-05
CM-246	1.65E-03	1.34E-03	1.05E-04	0.00E+00	4.10E-04	0.00E+00	7.11E-05
CM-247	1.61E-03	1.32E-03	1.03E-04	0.00E+00	4.04E-04	0.00E+00	9.35E-05
CM-248	1.34E-02	1.09E-02	8.52E-04	0.00E+00	3.33E-03	0.00E+00	1.51E-03
CF-252	1.05E-03	0.00E+00	2.54E-05	0.00E+00	0.00E+00	0.00E+00	2.96E-04

TABLE 2.1
Liquid Dose Conversion Factors (DCF): DF_{ij}
 Page 13 of 16

Nuclide	INGESTION DOSE FACTORS FOR INFANT (mrem per pCi ingested)						
	Bone	Liver	T Body	Thyroid	Kidney	Lung	GI-LLI
H-3	0.00E+00	3.08E-07	3.08E-07	3.08E-07	3.08E-07	3.08E-07	3.08E-07
C-14(inorg)	2.37E-05	5.06E-06	5.06E-06	5.06E-06	5.06E-06	5.06E-06	5.06E-06
NA-22	9.83E-05	9.83E-05	9.83E-05	9.83E-05	9.83E-05	9.83E-05	9.83E-05
NA-24	1.01E-05	1.01E-05	1.01E-05	1.01E-05	1.01E-05	1.01E-05	1.01E-05
P-32	1.70E-03	1.00E-04	6.59E-05	0.00E+00	0.00E+00	0.00E+00	2.30E-05
CA-41	3.74E-04	0.00E+00	4.08E-05	0.00E+00	0.00E+00	0.00E+00	1.91E-07
SC-46	3.75E-08	5.41E-08	1.69E-08	0.00E+00	3.56E-08	0.00E+00	3.53E-05
CR-51	0.00E+00	0.00E+00	1.41E-08	9.20E-09	2.01E-09	1.79E-08	4.11E-07
MN-54	0.00E+00	1.99E-05	4.51E-06	0.00E+00	4.41E-06	0.00E+00	7.31E-06
FE-55	1.39E-05	8.98E-06	2.40E-06	0.00E+00	0.00E+00	4.39E-06	1.14E-06
MN-56	0.00E+00	8.18E-07	1.41E-07	0.00E+00	7.03E-07	0.00E+00	7.43E-05
CO-57	0.00E+00	1.15E-06	1.87E-06	0.00E+00	0.00E+00	0.00E+00	3.92E-06
CO-58	0.00E+00	3.60E-06	8.98E-06	0.00E+00	0.00E+00	0.00E+00	8.97E-06
FE-59	3.08E-05	5.38E-05	2.12E-05	0.00E+00	0.00E+00	1.59E-05	2.57E-05
CO-60	0.00E+00	1.08E-05	2.55E-05	0.00E+00	0.00E+00	0.00E+00	2.57E-05
NI-59	4.73E-05	1.45E-05	8.17E-06	0.00E+00	0.00E+00	0.00E+00	7.16E-07
NI-63	6.34E-04	3.92E-05	2.20E-05	0.00E+00	0.00E+00	0.00E+00	1.95E-06
CU-64	0.00E+00	6.09E-07	2.82E-07	0.00E+00	1.03E-06	0.00E+00	1.25E-05
NI-65	4.70E-06	5.32E-07	2.42E-07	0.00E+00	0.00E+00	0.00E+00	4.05E-05
ZN-65	1.84E-05	6.31E-05	2.91E-05	0.00E+00	3.06E-05	0.00E+00	5.33E-05
ZN-69M	1.50E-06	3.06E-06	2.79E-07	0.00E+00	1.24E-06	0.00E+00	4.24E-05
ZN-69	9.33E-08	1.68E-07	1.25E-08	0.00E+00	6.98E-08	0.00E+00	1.37E-05
SE-79	0.00E+00	2.10E-05	3.90E-06	0.00E+00	2.43E-05	0.00E+00	5.58E-07
BR-82	0.00E+00	0.00E+00	1.27E-05	0.00E+00	0.00E+00	0.00E+00	0.00E+00
BR-83	0.00E+00	0.00E+00	3.63E-07	0.00E+00	0.00E+00	0.00E+00	0.00E+00
BR-84	0.00E+00	0.00E+00	3.82E-07	0.00E+00	0.00E+00	0.00E+00	0.00E+00
BR-85	0.00E+00	0.00E+00	1.94E-08	0.00E+00	0.00E+00	0.00E+00	0.00E+00
RB-86	0.00E+00	1.70E-04	8.40E-05	0.00E+00	0.00E+00	0.00E+00	4.35E-06
RB-87	0.00E+00	8.88E-05	3.52E-05	0.00E+00	0.00E+00	0.00E+00	5.98E-07
RB-88	0.00E+00	4.98E-07	2.73E-07	0.00E+00	0.00E+00	0.00E+00	4.85E-07
RB-89	0.00E+00	2.86E-07	1.97E-07	0.00E+00	0.00E+00	0.00E+00	9.74E-08
SR-89	2.51E-03	0.00E+00	7.20E-05	0.00E+00	0.00E+00	0.00E+00	5.16E-05
SR-90	1.85E-02	0.00E+00	4.71E-03	0.00E+00	0.00E+00	0.00E+00	2.31E-04
Y-90	8.69E-08	0.00E+00	2.33E-09	0.00E+00	0.00E+00	0.00E+00	1.20E-04
SR-91	5.00E-05	0.00E+00	1.81E-06	0.00E+00	0.00E+00	0.00E+00	5.92E-05
Y-91M	8.10E-10	0.00E+00	2.76E-11	0.00E+00	0.00E+00	0.00E+00	2.70E-06
Y-91	1.13E-06	0.00E+00	3.01E-08	0.00E+00	0.00E+00	0.00E+00	8.10E-05
SR-92	1.92E-05	0.00E+00	7.13E-07	0.00E+00	0.00E+00	0.00E+00	2.07E-04
Y-92	7.65E-09	0.00E+00	2.15E-10	0.00E+00	0.00E+00	0.00E+00	1.46E-04
Y-93	2.43E-08	0.00E+00	6.62E-10	0.00E+00	0.00E+00	0.00E+00	1.92E-04
NB-93M	1.23E-07	3.33E-08	1.04E-08	0.00E+00	3.25E-08	0.00E+00	3.98E-06

TABLE 2.1
Liquid Dose Conversion Factors (DCF): DF_{ij}
 Page 14 of 16

INGESTION DOSE FACTORS FOR INFANT (mrem per pCi ingested)							
Nuclide	Bone	Liver	T Body	Thyroid	Kidney	Lung	GI-LLI
NB-95	4.20E-08	1.73E-08	1.00E-08	0.00E+00	1.24E-08	0.00E+00	1.46E-05
NB-97	4.59E-10	9.79E-11	3.53E-11	0.00E+00	7.65E-11	0.00E+00	3.09E-05
ZR-93	1.93E-07	9.19E-09	5.54E-09	0.00E+00	2.71E-08	0.00E+00	2.39E-06
ZR-95	2.06E-07	5.02E-08	3.56E-08	0.00E+00	5.41E-08	0.00E+00	2.50E-05
ZR-97	1.48E-08	2.54E-09	1.16E-09	0.00E+00	2.56E-09	0.00E+00	1.62E-04
MO-93	0.00E+00	5.65E-05	1.82E-06	0.00E+00	1.13E-05	0.00E+00	1.21E-06
MO-99	0.00E+00	3.40E-05	6.63E-06	0.00E+00	5.08E-05	0.00E+00	1.12E-05
TC-99	1.08E-06	1.46E-06	4.55E-07	0.00E+00	1.23E-05	1.42E-07	6.31E-06
TC-99M	1.92E-09	3.96E-09	5.10E-08	0.00E+00	4.26E-08	2.07E-09	1.15E-06
TC-101	2.27E-09	2.86E-09	2.83E-08	0.00E+00	3.40E-08	1.56E-09	4.86E-07
RU-103	1.48E-06	0.00E+00	4.95E-07	0.00E+00	3.08E-06	0.00E+00	1.80E-05
RU-105	1.36E-07	0.00E+00	4.58E-08	0.00E+00	1.00E-06	0.00E+00	5.41E-05
RU-106	2.41E-05	0.00E+00	3.01E-06	0.00E+00	2.85E-05	0.00E+00	1.83E-04
RH-105	1.09E-06	7.13E-07	4.79E-07	0.00E+00	1.98E-06	0.00E+00	1.77E-05
PD-107	0.00E+00	1.19E-06	8.45E-08	0.00E+00	6.79E-06	0.00E+00	9.46E-07
PD-109	0.00E+00	1.50E-06	3.62E-07	0.00E+00	5.51E-06	0.00E+00	3.68E-05
AG-110M	9.96E-07	7.27E-07	4.81E-07	0.00E+00	1.04E-06	0.00E+00	3.77E-05
AG-111	5.20E-07	2.02E-07	1.07E-07	0.00E+00	4.22E-07	0.00E+00	4.82E-05
CD-113M	0.00E+00	1.77E-05	6.52E-07	0.00E+00	1.34E-05	0.00E+00	2.66E-05
CD-115M	0.00E+00	1.42E-05	4.93E-07	0.00E+00	7.41E-06	0.00E+00	8.09E-05
SN-123	2.49E-04	3.89E-06	6.50E-06	3.91E-06	0.00E+00	0.00E+00	6.58E-05
SN-125	7.41E-05	1.38E-06	3.29E-06	1.36E-06	0.00E+00	0.00E+00	1.11E-04
SN-126	5.53E-04	7.26E-06	1.80E-05	1.91E-06	0.00E+00	0.00E+00	2.52E-05
SB-124	2.14E-05	3.15E-07	6.63E-06	5.68E-08	0.00E+00	1.34E-05	6.60E-05
SB-125	1.23E-05	1.19E-07	2.53E-06	1.54E-08	0.00E+00	7.12E-06	1.64E-05
SB-126	8.06E-06	1.58E-07	2.91E-06	6.19E-08	0.00E+00	5.07E-06	8.35E-05
SB-127	2.23E-06	3.98E-08	6.90E-07	2.84E-08	0.00E+00	1.15E-06	5.91E-05
TE-125M	2.33E-05	7.79E-06	3.15E-06	7.84E-06	0.00E+00	0.00E+00	1.11E-05
TE-127M	5.85E-05	1.94E-05	7.08E-06	1.69E-05	1.44E-04	0.00E+00	2.36E-05
TE-127	1.00E-06	3.35E-07	2.15E-07	8.14E-07	2.44E-06	0.00E+00	2.10E-05
TE-129M	1.00E-04	3.43E-05	1.54E-05	3.84E-05	2.50E-04	0.00E+00	5.97E-05
TE-129	2.84E-07	9.79E-08	6.63E-08	2.38E-07	7.07E-07	0.00E+00	2.27E-05
TE-133M	3.91E-07	1.79E-07	1.71E-07	3.45E-07	1.22E-06	0.00E+00	1.93E-05
TE-134	2.67E-07	1.34E-07	1.38E-07	2.39E-07	9.03E-07	0.00E+00	3.06E-06
I-129	2.86E-05	2.12E-05	1.55E-05	1.36E-02	2.51E-05	0.00E+00	4.24E-07
I-130	6.00E-06	1.32E-05	5.30E-06	1.48E-03	1.45E-05	0.00E+00	2.83E-06
I-131	3.59E-05	4.23E-05	1.86E-05	1.39E-02	4.94E-05	0.00E+00	1.51E-06
TE-131M	1.52E-05	6.12E-06	5.05E-06	1.24E-05	4.21E-05	0.00E+00	1.03E-04
TE-131	1.76E-07	6.50E-08	4.94E-08	1.57E-07	4.50E-07	0.00E+00	7.11E-06
I-132	1.66E-06	3.37E-06	1.20E-06	1.58E-04	3.76E-06	0.00E+00	2.73E-06
TE-132	2.08E-05	1.03E-05	9.61E-06	1.52E-05	6.44E-05	0.00E+00	3.81E-05

TABLE 2.1
Liquid Dose Conversion Factors (DCF): DF_{ij}
 Page 15 of 16

INGESTION DOSE FACTORS FOR INFANT (mrem per pCi ingested)							
Nuclide	Bone	Liver	T Body	Thyroid	Kidney	Lung	GI-LLI
I-133	1.25E-05	1.82E-05	5.33E-06	3.31E-03	2.14E-05	0.00E+00	3.08E-06
CS-134M	1.76E-07	2.93E-07	1.48E-07	0.00E+00	1.13E-07	2.60E-08	2.32E-07
CS-134	3.77E-04	7.03E-04	7.10E-05	0.00E+00	1.81E-04	7.42E-05	1.91E-06
I-134	8.69E-07	1.78E-06	6.33E-07	4.15E-05	1.99E-06	0.00E+00	1.84E-06
I-135	3.64E-06	7.24E-06	2.64E-06	6.49E-04	8.07E-06	0.00E+00	2.62E-06
CS-135	1.33E-04	1.21E-04	6.30E-06	0.00E+00	3.44E-05	1.31E-05	4.37E-07
CS-136	4.59E-05	1.35E-04	5.04E-05	0.00E+00	5.38E-05	1.10E-05	2.05E-06
CS-137	5.22E-04	6.11E-04	4.33E-05	0.00E+00	1.64E-04	6.64E-05	1.91E-06
CS-138	4.81E-07	7.82E-07	3.79E-07	0.00E+00	3.90E-07	6.09E-08	1.25E-06
CS-139	3.10E-07	4.24E-07	1.62E-07	0.00E+00	2.19E-07	3.30E-08	2.66E-08
BA-139	8.81E-07	5.84E-10	2.55E-08	0.00E+00	3.51E-10	3.54E-10	5.58E-05
BA-140	1.71E-04	1.71E-07	8.81E-06	0.00E+00	4.06E-08	1.05E-07	4.20E-05
LA-140	2.11E-08	8.32E-09	2.14E-09	0.00E+00	0.00E+00	0.00E+00	9.77E-05
BA-141	4.25E-07	2.91E-10	1.34E-08	0.00E+00	1.75E-10	1.77E-10	5.19E-06
LA-141	2.89E-09	8.38E-10	1.46E-10	0.00E+00	0.00E+00	0.00E+00	9.61E-05
CE-141	7.87E-08	4.80E-08	5.65E-09	0.00E+00	1.48E-08	0.00E+00	2.48E-05
BA-142	1.84E-07	1.53E-10	9.06E-09	0.00E+00	8.81E-11	9.26E-11	7.59E-07
LA-142	1.10E-09	4.04E-10	9.67E-11	0.00E+00	0.00E+00	0.00E+00	6.86E-05
CE-143	1.48E-08	9.82E-06	1.12E-09	0.00E+00	2.86E-09	0.00E+00	5.73E-05
PR-143	8.13E-08	3.04E-08	4.03E-09	0.00E+00	1.13E-08	0.00E+00	4.29E-05
CE-144	2.98E-06	1.22E-06	1.67E-07	0.00E+00	4.93E-07	0.00E+00	1.71E-04
PR-144	2.74E-10	1.06E-10	1.38E-11	0.00E+00	3.84E-11	0.00E+00	4.93E-06
ND-147	5.53E-08	5.68E-08	3.48E-09	0.00E+00	2.19E-08	0.00E+00	3.60E-05
PM-147	3.88E-07	3.27E-08	1.59E-08	0.00E+00	4.88E-08	0.00E+00	9.27E-06
PM-148M	1.65E-07	4.18E-08	3.28E-08	0.00E+00	4.80E-08	0.00E+00	5.44E-05
PM-148	6.32E-08	9.13E-09	4.60E-09	0.00E+00	1.09E-08	0.00E+00	9.74E-05
PM-149	1.38E-08	1.81E-09	7.90E-10	0.00E+00	2.20E-09	0.00E+00	4.86E-05
PM-151	6.18E-09	9.01E-10	4.56E-10	0.00E+00	1.07E-09	0.00E+00	4.17E-05
SM-151	2.90E-07	6.67E-08	1.44E-08	0.00E+00	4.53E-08	0.00E+00	5.58E-06
SM-153	7.72E-09	5.97E-09	4.58E-10	0.00E+00	1.25E-09	0.00E+00	3.12E-05
EU-152	6.74E-07	1.79E-07	1.51E-07	0.00E+00	5.02E-07	0.00E+00	1.59E-05
EU-154	2.64E-06	3.67E-07	2.20E-07	0.00E+00	9.95E-07	0.00E+00	4.58E-05
EU-155	5.42E-07	6.25E-08	3.23E-08	0.00E+00	1.40E-07	0.00E+00	8.37E-05
EU-156	1.14E-07	7.06E-08	1.12E-08	0.00E+00	3.26E-08	0.00E+00	6.67E-05
TB-160	2.59E-07	0.00E+00	3.24E-08	0.00E+00	7.37E-08	0.00E+00	3.45E-05
HO-166M	1.25E-06	2.69E-07	2.13E-07	0.00E+00	3.57E-07	0.00E+00	2.66E-05
W-181	8.85E-08	2.72E-08	3.04E-09	0.00E+00	0.00E+00	0.00E+00	3.82E-07
W-185	3.62E-06	1.13E-06	1.29E-07	0.00E+00	0.00E+00	0.00E+00	1.62E-05
W-187	9.03E-07	6.28E-07	2.17E-07	0.00E+00	0.00E+00	0.00E+00	3.69E-05
NP-239	1.11E-08	9.93E-10	5.61E-10	0.00E+00	1.98E-09	0.00E+00	2.87E-05
U-232	2.42E-02	0.00E+00	2.16E-03	0.00E+00	2.37E-03	0.00E+00	7.04E-05
U-233	5.08E-03	0.00E+00	3.87E-04	0.00E+00	1.08E-03	0.00E+00	6.51E-05

TABLE 2.1
Liquid Dose Conversion Factors (DCF): DF_{ij}
 Page 16 of 16

Nuclide	INGESTION DOSE FACTORS FOR INFANT (mrem per pCi ingested)						
	Bone	Liver	T Body	Thyroid	Kidney	Lung	GI-LLI
U-234	4.88E-03	0.00E+00	3.80E-04	0.00E+00	1.06E-03	0.00E+00	6.37E-05
U-235	4.67E-03	0.00E+00	3.56E-04	0.00E+00	9.93E-04	0.00E+00	8.10E-05
U-236	4.67E-03	0.00E+00	3.64E-04	0.00E+00	1.01E-03	0.00E+00	5.98E-05
U-237	4.95E-07	0.00E+00	1.32E-07	0.00E+00	1.23E-06	0.00E+00	2.11E-05
U-238	4.47E-03	0.00E+00	3.33E-04	0.00E+00	9.28E-04	0.00E+00	5.71E-05
NP-237	2.40E-03	1.59E-04	1.05E-04	0.00E+00	6.34E-04	0.00E+00	8.23E-05
NP-238	1.24E-07	3.12E-09	1.92E-09	0.00E+00	6.81E-09	0.00E+00	4.17E-05
PU-238	1.28E-03	1.50E-04	3.40E-05	0.00E+00	1.21E-04	0.00E+00	7.57E-05
PU-239	1.38E-03	1.55E-04	3.54E-05	0.00E+00	1.28E-04	0.00E+00	6.91E-05
PU-240	1.38E-03	1.55E-04	3.54E-05	0.00E+00	1.28E-04	0.00E+00	7.04E-05
PU-241	4.25E-05	1.76E-06	8.82E-07	0.00E+00	3.17E-06	0.00E+00	1.45E-06
PU-242	1.28E-03	1.49E-04	3.41E-05	0.00E+00	1.23E-04	0.00E+00	6.77E-05
PU-244	1.49E-03	1.71E-04	3.91E-05	0.00E+00	1.41E-04	0.00E+00	1.01E-04
AM-241	1.46E-03	1.27E-03	1.09E-04	0.00E+00	6.55E-04	0.00E+00	7.70E-05
AM-242M	1.51E-03	1.22E-03	1.13E-04	0.00E+00	6.64E-04	0.00E+00	9.69E-05
AM-243	1.44E-03	1.23E-03	1.06E-04	0.00E+00	6.36E-04	0.00E+00	9.03E-05
CM-242	1.37E-04	1.27E-04	9.10E-06	0.00E+00	2.62E-05	0.00E+00	8.23E-05
CM-243	1.40E-03	1.15E-03	8.98E-05	0.00E+00	3.27E-04	0.00E+00	8.10E-05
CM-244	1.18E-03	9.70E-04	7.59E-05	0.00E+00	2.71E-04	0.00E+00	7.84E-05
CM-245	1.79E-03	1.45E-03	1.13E-04	0.00E+00	4.32E-04	0.00E+00	7.30E-05
CM-246	1.77E-03	1.45E-03	1.13E-04	0.00E+00	4.31E-04	0.00E+00	7.17E-05
CM-247	1.73E-03	1.43E-03	1.11E-04	0.00E+00	4.24E-04	0.00E+00	9.43E-05
CM-248	1.43E-02	1.18E-02	9.16E-04	0.00E+00	3.50E-03	0.00E+00	1.52E-03
CF-252	1.22E-03	0.00E+00	2.95E-05	0.00E+00	0.00E+00	0.00E+00	2.99E-04

TABLE 2.2
Bioaccumulation Factors, BF_i
Bioaccumulation Factors to be Used in the Absence of Site-Specific Data*

(pCi/kg per pCi/liter)

ELEMENT	FRESHWATER	
	FISH	INVERTEBRATE
H	9.0E-01	9.0E-01
C	4.6E+03	9.1E+03
NA	1.0E+02	2.0E+02
CR	2.0E+02	2.0E+03
MN	4.0E+02	9.0E+04
FE	1.0E+02	3.2E+03
CO	5.0E+01	2.0E+02
NI	1.0E+02	1.0E+02
CU	5.0E+01	4.0E+02
ZN	2.0E+03	1.0E+04
BR	4.2E+02	3.3E+02
RB	2.0E+03	1.0E+03
SR	3.0E+01	1.0E+02
Y	2.5E+01	1.0E+03
ZR	3.3E+00	6.7E+00
NB	3.0E+04	1.0E+02
MO	1.0E+01	1.0E+01
TC	1.5E+01	5.0E+00
RU	1.0E+01	3.0E+02
RH	1.0E+01	3.0E+02
**AG-110m	2.3E+00	7.70E+2
**SB	1.0E+00	1.0E+01
TE	4.0E+02	6.1E+03
I	1.5E+01	5.0E+00
CS	2.0E+03	1.0E+03
BA	4.0E+00	2.0E+02
LA	2.5E+01	1.0E+03
CE	1.0E+00	1.0E+03
PR	2.5E+01	1.0E+03
ND	2.5E+01	1.0E+03
W	1.2E+03	1.0E+01
NP	1.0E+01	4.0E+02

* Bioaccumulation factor values are taken from Reg. Guide 1.109 (Rev. 1), Table A-1j.

** Sb and Ag bioaccumulation factor value is taken from NUREG/CR-4013 LADTAP II Reference Manual.

3.1 TMI LIQUID EFFLUENT WASTE TREATMENT SYSTEM

3.2 TMI-1 Liquid Effluent Waste Treatment System

3.2.1 Description of the Liquid Radioactive Waste Treatment System (see Figure 3.1)

Reactor Coolant Train

- a. Water Sources
 - (3) Reactor Coolant Bleed Tanks (RCBT)
 - (1) Reactor Coolant Drain Tank (RCDT)
- b. Liquid Processing
 - 1. Pre-Coat Filter WDL-F-1A/1B and WDL-K-2A/2B Cation demineralizer
 - OR
 - 2.
 - a) Reactor Coolant Waste Evaporator
 - b) Demineralizers prior to release
- c. Liquid Effluent for Release - (2) Waste Evaporator Condensate Storage Tanks - (WECST)
- d. Dilution - Station Effluent Flow
River Flow

Miscellaneous Waste Train

- a. Water sources:
 - Auxiliary Building Sump
 - Reactor Building Sump
 - Miscellaneous Waste Storage Tank
 - Laundry Waste Storage Tank
 - Neutralizer Mixing Tank
 - Neutralizer Feed Tank
 - Used Precoat Tank
 - Borated Water Tank Tunnel Sump
 - Heat Exchanger Vault Sump

- Tendon Access Galley Sump
- Spent Fuel Pool Room Sump
- TMI-2 Miscellaneous Waste Holdup Tank
- b. Liquid Processing
 - 1. Pre-Coat Filter WDL-F-1A/1B and WDL-K-2A/2B Cation demineralizer
 - OR
 - 2. a) Miscellaneous Waste Evaporator, MWE
 - b) Demineralizers prior to release
- c. Liquid Effluent for Release - (2) Waste Evaporator Condensate Storage Tanks- (WECST)
- d. Dilution
 - Station Effluent Flow
 - River Flow

3.3 Operability of the TMI-1 Liquid Effluent Waste Treatment System

- 3.3.1 The TMI-1 Liquid Waste Treatment System as described in Chapter 4 of the TMI-1 Decommissioning Safety Analysis Report is considered to be operable when one of each of the following pieces of equipment is available to perform its intended function:
- a) Miscellaneous Waste Evaporator (WDL-Z-1B) or Reactor Coolant Evaporator (WDL-Z-1A) or Pre-Coat Filter WDL-F-1A/1B and WDL-K-2A/2B Cation demineralizer
 - b) Waste Evaporator Condensate Demineralizer (WDL-K-3 A or B)
 - c) Waste Evaporator Condensate Storage Tank (WDL-T-11 A or B)
 - d) Evaporator Condensate Transfer Pumps (WDL-P-14 A or B)
- 3.3.2 TMI-1 Representative Sampling Prior to Discharge

All liquid releases from the TMI-1 Liquid Waste Treatment System are made through the Waste Evaporator Condensate Storage Tanks. To provide thorough mixing and a representative sample, the contents of the tank are recirculated using one of the Waste Evaporator Condensate Transfer Pumps.

3.4 TMI-2 Liquid Effluent Waste Treatment System

3.4.1 Description of the TMI-2 Liquid Radioactive Waste Treatment System

The TMI 2 Liquid Radioactive Waste Treatment System has been out of service since the TMI 2 Accident in 1979. Liquid radioactive waste from TMI-2 systems or contamination of water in-leakage will be collected, placed in shipping containers and transferred off-site for processing and disposal (Reference PDMS SAR 7.2.3.13).

TMI 2 releases water from various sumps and tanks to the river (see Figures 1.1 and 1.2). These processes are governed by plant procedures that encompass proper sampling, sample analysis, and radiation monitoring techniques.

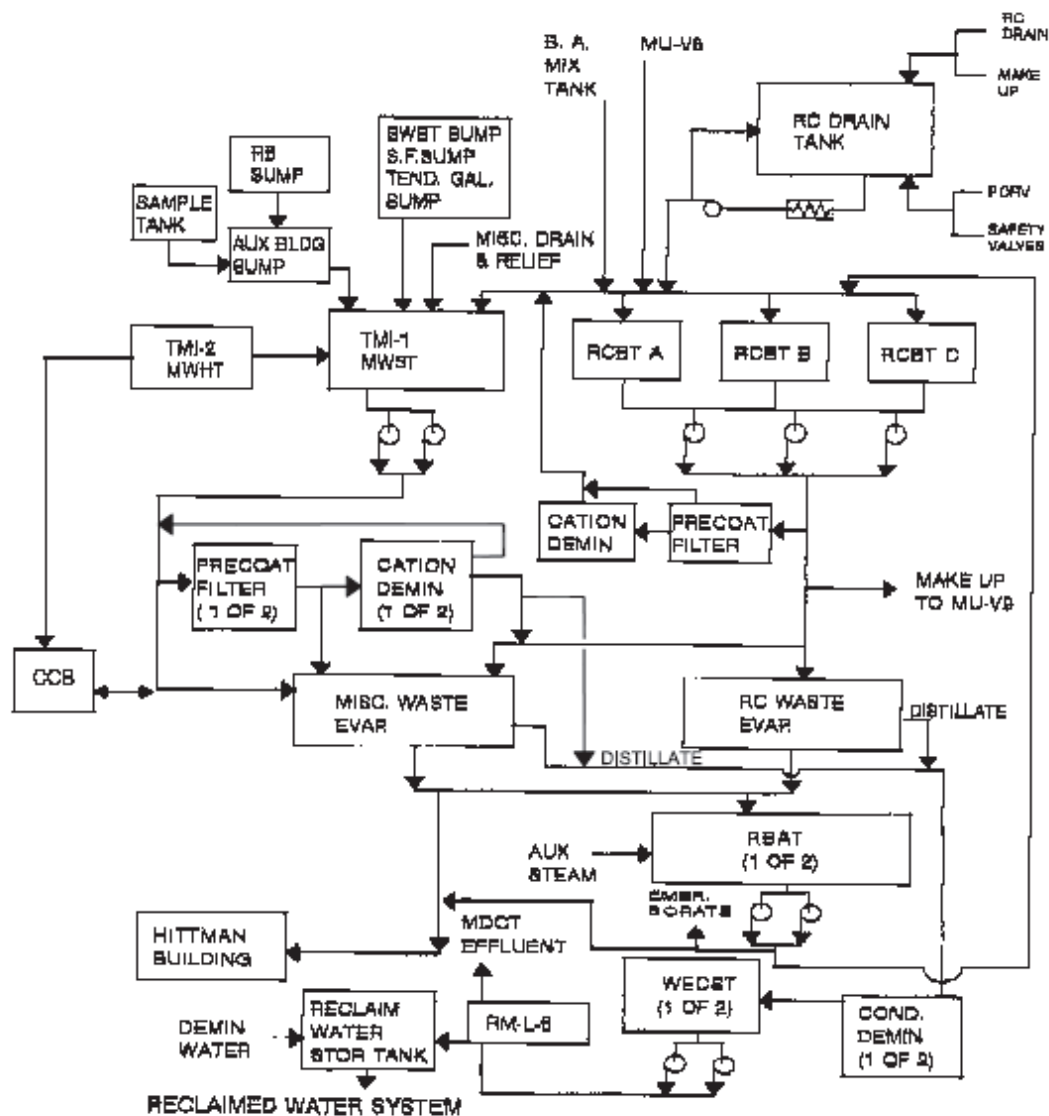


FIGURE 3.2
Deleted

4.1 **GASEOUS EFFLUENT MONITORS**

4.2 TMI-1 Noble Gas Monitor Set Points

The gaseous effluent monitor set points are established for each gaseous effluent radiation monitor to assure concentrations of radionuclides in gaseous effluents do not exceed the limits set forth in ODCM Part I Control 2.2.2.1. Table 4.1 lists Gaseous Effluent Release Points and their associated parameters; Figure 4.1 provides a Gaseous Effluent Release Pathway Diagram.

The set points are established to satisfy the more restrictive set point concentration in the following two equations:

$$500 > \sum_i (c_i)(F)(K_i)(D_v) \quad (\text{eq 4.1.1})$$

and

$$3000 > \sum_i (c_i)(L_i + 1.1 M_i)(D_v)(F) \quad (\text{eq 4.1.2})$$

Where: c_i = set point concentration based on Kr-85 equivalent, in $\mu\text{Ci/cc}$

F = gaseous effluent flowrate at the monitor, in cc/sec

K_i = total body dose factor, in mrem/yr per $\mu\text{Ci/m}^3$ from Table 4.3

D_v = highest sector annual average gaseous atmospheric dispersion factor (X/Q) at or beyond the unrestricted area boundary, in sec/m^3 , from Table 4.4 for station vent releases and Table 4.5 for all other releases, (Condenser off gas, ESF FHB, and ground releases). Maximum values presently used are $1.23\text{E-}6 \text{ sec/m}^3$ at sector NNE for station vent, and $1.30\text{E-}5 \text{ sec/m}^3$ at sector E for all other releases.

L_i = skin dose factor due to beta emissions from radionuclide i , in mrem/yr per $\mu\text{Ci/m}^3$ from Table 4.3.

M_i = air dose factor due to gamma emissions from radionuclide i , in mrad/yr per $\mu\text{Ci/m}^3$ from Table 4.3.

1.1 = mrem skin dose per mrad air dose.

500 = annual whole body dose rate limit for unrestricted areas, in mrem/yr.

3000 = annual skin dose rate limit for unrestricted areas, in mrem/yr.

The set point concentration is further reduced such that the concentration contributions from multiple release points would not combine to exceed ODCM Control limits.

The set point concentration is converted to set point scale units on each radiation monitor using appropriate calibration factors.

This section of the ODCM is implemented by the Radiation Monitor System Set Points procedure and the procedure for Releasing Radioactive Gaseous Waste.

4.3 TMI-1 Particulate and Radioiodine Monitor Set Points

Set points for monitors which detect radionuclides other than noble gases are also established to assure that concentrations of these radionuclides in gaseous effluents do not exceed the limits of ODCM Part I Control 2.2.2.1.

Set points are established so as to satisfy the following equations:

$$1500 > \sum_i (c_i)(F)(P_i)(D_v) \quad (\text{eq 4.2})$$

Where: c_i = set point concentration Sr-90 for particulate monitor, in $\mu\text{Ci/cc}$

F = gaseous effluent flow rate at the monitor, in cc/sec

P_i = pathway dose parameter, in mrem/yr per $\mu\text{Ci/m}^3$ for the inhalation pathway from Table 4.6. The dose factors are based on the actual individual organ and most restrictive age group (child) (NUREG-0133).

NOTE: Appendix A contains P_i calculational methodology.

1500 = annual dose rate limit to any organ from particulates and radioiodines and radionuclides (other than noble gases) with half lives greater than eight days in mrem/yr .

D_v = highest sector annual average gaseous dispersion factor (X/Q or D/Q) at or beyond the unrestricted area boundary from Table 4.4 for releases from the station vent and Table 4.5 for all other releases. X/Q is used for the inhalation pathway. Maximum values of X/Q presently used are $1.23\text{E-}6 \text{ sec/m}^3$ for station vent, at sector NNE, and $1.30\text{E-}5 \text{ sec/m}^3$ for all other releases, at sector E.

The set point concentration is further reduced such that concentration contributions from multiple release points would not combine to exceed ODCM Control limits.

The set point concentration is converted to set point scale units on each radiation monitor using appropriate calibration factors.

This section of the ODCM is implemented by the Radiation Monitor Systems Set Points procedure and the procedure for Releasing Radioactive Gaseous Waste.

4.4 TMI-2 Gaseous Radiation Monitor Set Points

TMI-2 Gaseous Radiation Monitors have their set points described in TMI Plant Procedure 1101-2.1. Figure 4.5 provides a gaseous effluent release pathway diagram. Table 4.2 provides TMI-2 Radiation Monitor Data.

These set points are set in accordance with the Controls delineated in Part II of this ODCM.

4.5 TMI-1 Gaseous Effluent Release Points and Gaseous Radiation Monitor Data

TMI-1 has six (6) required effluent gaseous radiation monitors. These are RM-A4, RM-A6, RM-A8, ALC-RMI-18, WHP-RIT-1, and RLM-RM-1. These gaseous release points, radiation monitors, and sample points are shown in Table 4.1.

4.5.1 RM-A4/RM-A6 Fuel Handling and Auxiliary Building Exhaust

RM-A4 is the radiation monitor for the TMI-1 Fuel Handling Building Ventilation (see Figures 4.1 and 4.2). RM-A6 is the radiation monitor for the TMI-1 Auxiliary Building Ventilation (see Figures 4.1 and 4.2). High alarms on RM-A4 or RM-A6 noble gas channels will initiate shutdown of the related building ventilation air supply system. These two radiation monitors concurrently will satisfy requirements for the Station Vent release point in place of RM-A8.

4.5.2 RM-A8 Station Ventilation Exhaust

RM-A8 is the particulate, radioiodine and gaseous radiation monitor for the TMI-1 Station Ventilation (see Figures 4.1 and 4.2). This in plant effluent radiation monitor also has an associated sampling panel with sampling lines located before the sample filters. High alarm on RM-A8 noble gas low channel will initiate shutdown of the Station Ventilation air supply systems. (The Fuel Handling and Auxiliary Building Ventilation). This radiation monitor satisfies requirements for the Station Vent release point in place of RM-A4 and RM-A6.

4.5.3 Deleted

4.5.4 Deleted

4.5.5 Deleted

4.5.6 Deleted

4.5.7 *ALC-RMI-18 Chemical Cleaning Facility (CCF) Ventilation Exhaust

ALC-RMI-18 is an Victoreen particulate, radioiodine, and gaseous radiation monitor for the Chemical Cleaning building exhaust. This monitor is located in the Chemical Cleaning building on the ground floor, and has an associated sample panel. Sampling for particulate activity is performed off of the monitor.

4.5.8 *WHP-RIT-1 Waste Handling and Packaging Facility (WHPF) Exhaust

WHP-RIT-1 is an Eberline AMS-3 particulate radiation monitor for the TMI WHPF. The monitor is located in the Mechanical Equipment Room in the WHPF. Sampling for particulate activity is performed off of the monitor. A high alarm will initiate shutdown of the ventilation air exhaust system.

4.5.9 *RLM-RM-1 Respirator Cleaning and Laundry Maintenance (RLM) Facility

RLM-RM-1 is an Eberline AMS-3 particulate radiation monitor for the TMI RLM Facility. The monitor is located in the Mechanical Equipment Room in the RLM. Sampling for particulate activity is performed off of the monitor.

- * As these buildings and ventilation systems are utilized by TMI-2 Solutions, LLC, each release point is attributed to Unit 2.

4.6 TMI-2 Gaseous Effluent Release Points and Gaseous Radiation Monitor Data

TMI-2 has three (3) regulatory required gaseous effluent radiation monitors. These are HP-R-219, HP-R-219A and HP-R-225. These gaseous release points, radiation monitors, and sample points are shown in Table 4.2, and various gaseous effluent pathways are depicted in Figure 4.5.

4.6.1 HP-R-219 Station Ventilation Exhaust

HP-R-219 is a Victoreen particulate and gaseous radiation monitor for the TMI-2 ventilation exhaust. This in-plant effluent radiation monitor is located in the TMI-2 Auxiliary Building 328 foot elevation and has an associated sample panel.

4.6.2 HP-R-219A Station Ventilation Exhaust

HP-R-219A is a Victoreen particulate and gaseous radiation monitor for the TMI-2 ventilation exhaust. This in-plant effluent radiation monitor is located in the TMI-2 Auxiliary Building 328 foot elevation.

4.6.3 HP-R-225 Reactor Building Purge Air Exhaust Duct "A"

HP-R-225 is a Victoreen particulate and gaseous radiation monitor for the TMI-2 Reactor Building Purge Air Exhaust System. This in-plant effluent radiation monitor is located in the TMI-2 Auxiliary Building 328' elevation area.

4.7 Control of Gaseous Effluent Releases

TMI gaseous effluent combined releases are controlled (per ODCM Part I for TMI-1 and ODCM Part II for TMI-2) by effluent sampling and radiation monitor set points. These measures assure that releases from the various vents do not combine to produce dose rates at the site boundary exceeding the most restrictive of 500 mrem per year to the total body or 3000 mrem per year to the skin, and 1500 mrem per year to the thyroid. This is done by restricting simultaneous releases and by limiting the dose rates that may be contributed by the various vents at any time. The various vent radiation monitor set points are each based on fractions of the above limits and do not exceed the above limits when summed together. These effluent radiation monitor set points are calculated using the methodology described in equations 4.1.1, or 4.1.2 and 4.2. The actual set points are then listed in TMI-1 Operations Procedure 1101-2.1.

The radioactive content of each batch of gaseous waste is determined prior to release by sampling and analyses in accordance with ODCM Part I for TMI-1 and ODCM Part II for TMI-2. The results of pre-release analyses are used with the calculational methods in Sections 4.1 and 4.2 to assure that the dose rates at the site boundary are maintained below the limits in ODCM Part I for TMI-1 and ODCM Part II for TMI-2.

Post-release analyses of samples composited from batch and continuous releases are performed in accordance with ODCM Part I for TMI-1 and ODCM Part II for TMI-2. The results of the analyses are used to assure that the dose rates at the site boundary are maintained within the limits of ODCM Part I for TMI-1 and ODCM Part II for TMI-2.

TABLE 4.1
TMI-1 Gaseous Release Point and Gaseous Radiation Monitor Data

GASEOUS RADIATION MONITOR (DETECTOR)	LOCATION	GASEOUS RELEASE POINT	(F) FLOW RECORDER	RELEASE TERMINATION INTERLOCK (YES/NO) VALVES
RM-A4	306' Elevation Auxiliary Bldg.	Fuel Hand. Building Exhaust	AH-FR-149	YES AH-E-10 AH-D-120 AH-D-121 AH-D-122
RM-A6	306' Elevation Auxiliary Bldg.	Auxiliary Building Exhaust	AH-FR-150	YES AH-E-11
RM-A8	RMA-8/9 Bldg. Near BWST Exhaust	Station Vent	AH-FR-149 & AH-FR-150	YES WDG-V47 AH-E-10 AH-E-11 Starts MAP-5 Radioiodine Sampler

TABLE 4.1 (Cont'd)
TMI-1 Gaseous Release Point and Gaseous Radiation Monitor Data

GASEOUS RADIATION MONITOR (DETECTOR)	LOCATION	GASEOUS RELEASE POINT	RELEASE TERMINATION INTERLOCK (YES/NO) VALVES
*ALC-RMI-18	Chemical Cleaning Bldg. 304' Elevation	CCB Exhaust System (Typical flow rate is 10,000 cfm)	NONE
*WHP-RIT-1	WHPF Mechanical Equipment Room	WHPF Exhaust System (Typical flow rate is 7,500 cfm)	YES WHPF Ventilation Trips
*RLM-RM-1	RLM-Mechanical Equipment Room	RLM Exhaust System (Typical flow rate is 900 cfm)	NONE

*As the buildings and ventilation systems are utilized by TMI-2 Solutions, LLC, each release point is attributed to Unit 2.

TABLE 4.2
TMI-2 Gaseous Release Point and Gaseous Radiation Monitor Data

GASEOUS RADIATION MONITOR (DETECTOR)	LOCATION	GASEOUS RELEASE POINT	RELEASE TERMINATION INTERLOCK (YES/NO) VALVES
HP-R-219	328' Elevation Auxiliary Building	Station Vent Exhaust (Typical flow rate is 70,000 cfm)	NONE
HP-R-219A	328' Elevation Auxiliary Building	Station Vent Exhaust (Typical flow rate is 70,000 cfm)	NONE
HP-R-225	328' Elevation Auxiliary Building	Reactor Bldg Purge Exhaust Duct "A" (Typical flow rate is 20,000 cfm)	NONE

TABLE 4.3
Dose Factors for Noble Gases and Daughters*

Radionuclide	Gamma Total Body Dose Factor(a) K_i (mrem/yr per $\mu\text{Ci}/\text{m}^3$)	Beta Skin Dose Factor(b) L_i (mrem/yr per $\mu\text{Ci}/\text{m}^3$)	Gamma Air Dose Factor M_i (mrad/yr per $\mu\text{Ci}/\text{m}^3$)	Beta Air Dose Factor N_i (mrad/yr per $\mu\text{Ci}/\text{m}^3$)
Kr-83m	7.56E-02**	---	1.93E+01	2.88E+02
Kr-85m	1.17E+03	1.46E+03	1.23E+03	1.97E+03
Kr-85	1.61E+01	1.34E+03	1.72E+01	1.95E+03
Kr-87	5.92E+03	9.73E+03	6.17E+03	1.03E+04
Kr-88	1.47E+04	2.37E+03	1.52E+04	2.93E+03
Kr-89	1.66E+04	1.01E+04	1.73E+04	1.06E+04
Kr-90	1.56E+04	7.29E+03	1.63E+04	7.83E+03
Xe-131m	9.15E+01	4.76E+02	1.56E+02	1.11E+03
Xe-133m	2.51E+02	9.94E+02	3.27E+02	1.48E+03
Xe-133	2.94E+02	3.06E+02	3.53E+02	1.05E+03
Xe-135m	3.12E+03	7.11E+02	3.36E+03	7.39E+02
Xe-135	1.81E+03	1.86E+03	1.92E+03	2.46E+03
Xe-137	1.42E+03	1.22E+04	1.51E+03	1.27E+04
Xe-138	8.83E+03	4.13E+03	9.21E+03	4.75E+03
Ar-41	8.84E+03	2.69E+03	9.30E+03	3.28E+03

* Dose factors are for immersion exposure in uniform semi-infinite cloud of noble gas radionuclides that may be detected in gaseous effluents. Dose factor values are taken from Regulatory Guide 1.109 (Rev. 1), Table B-1.

** 7.56E-02 = 7.56×10^{-2} .

(a) Total body dose factor for gamma penetration depth of 5 cm into the body.

(b) Skin dose factor at a tissue depth or tissue density thickness of 7 mg/cm².

TABLE 4.4
Atmospheric Dispersion Factors for Three Mile Island

STATION VENT SECTOR AVERAGE X/Q (IN SEC/M3)		DISTANCE (IN METERS)								ANNUAL
SECTOR	610	2413	4022	5631	7240	12067	24135	40225	56315	72405
N	2.12E-07	7.30E-07	4.35E-07	2.56E-07	1.84E-07	8.12E-08	3.22E-08	1.65E-08	1.07E-08	7.71E-09
NNE	3.19E-07	1.23E-06	6.02E-07	3.37E-07	2.13E-07	9.12E-08	3.45E-08	1.76E-08	1.14E-08	8.23E-09
NE	2.08E-07	3.87E-07	2.73E-07	3.76E-07	2.45E-07	1.08E-07	4.08E-08	2.08E-08	1.34E-08	9.68E-09
ENE	1.18E-07	4.36E-07	6.10E-07	3.33E-07	2.16E-07	1.08E-07	4.21E-08	2.14E-08	1.38E-08	9.96E-09
E	2.56E-07	3.80E-07	3.28E-07	3.74E-07	2.59E-07	1.11E-07	4.15E-08	2.10E-08	1.35E-08	9.70E-09
ESE	7.92E-07	5.47E-07	5.71E-07	3.47E-07	2.19E-07	9.24E-07	3.42E-08	1.72E-08	1.09E-08	7.85E-09
SE	9.50E-07	8.69E-07	6.06E-07	3.23E-07	2.06E-07	9.07E-08	3.72E-08	1.87E-08	1.20E-08	8.60E-09
SSE	4.82E-07	7.12E-07	5.00E-07	2.77E-07	1.85E-07	9.02E-08	3.38E-08	1.71E-08	1.10E-08	7.89E-09
S	8.33E-08	8.20E-08	3.05E-07	1.64E-07	1.06E-07	5.30E-08	1.99E-08	1.00E-08	6.41E-09	4.61E-09
SSW	2.61E-08	4.97E-08	2.38E-07	1.25E-07	7.96E-08	3.47E-08	1.37E-08	6.90E-09	4.42E-09	3.17E-09
SW	2.98E-08	1.78E-07	2.64E-07	1.46E-07	9.13E-08	3.92E-08	1.45E-08	7.24E-09	4.62E-09	3.31E-09
WSW	7.49E-08	4.55E-07	2.85E-07	1.51E-07	9.59E-08	4.05E-08	1.50E-08	7.51E-09	4.78E-09	3.43E-09
W	1.17E-07	2.80E-07	3.15E-07	1.82E-07	1.28E-07	6.02E-08	2.25E-08	1.14E-08	7.30E-09	5.26E-09
WNW	2.01E-07	2.70E-07	3.83E-07	2.67E-07	1.67E-07	7.13E-08	2.68E-08	1.36E-08	8.79E-09	6.35E-09
NW	1.48E-07	5.78E-07	3.83E-07	2.11E-07	1.37E-07	6.85E-08	2.66E-08	1.43E-08	9.25E-09	6.70E-09
NNW	9.13E-08	5.81E-07	3.54E-07	1.98E-07	1.34E-07	6.58E-08	2.52E-08	1.29E-08	8.33E-09	6.04E-09

STATION VENT SECTOR AVERAGE D/Q (IN M2)		DISTANCE (IN METERS)								ANNUAL
SECTOR	610	2413	4022	5631	7240	12067	24135	40225	56315	72405
N	8.19E-09	1.62E-09	6.74E-10	4.88E-10	3.59E-10	1.29E-10	4.14E-11	1.72E-11	9.25E-12	5.75E-12
NNE	1.34E-08	2.84E-09	1.38E-09	6.89E-10	4.03E-10	1.42E-10	4.35E-11	1.78E-11	9.55E-12	5.93E-12
NE	7.28E-09	1.29E-09	4.55E-10	6.84E-10	4.03E-10	1.48E-10	4.55E-11	1.85E-11	9.95E-12	6.19E-12
ENE	3.69E-09	8.45E-10	7.16E-10	3.51E-10	2.19E-10	1.20E-10	3.95E-11	1.61E-11	8.68E-12	5.40E-12
E	8.16E-09	1.91E-09	7.04E-10	8.28E-10	5.35E-10	1.91E-10	5.87E-11	2.39E-11	1.30E-11	8.09E-12
ESE	2.48E-08	4.51E-09	2.47E-09	1.33E-09	7.69E-10	2.72E-10	8.33E-11	3.40E-11	1.84E-11	1.14E-11
SE	2.98E-08	4.85E-09	2.44E-09	1.14E-09	6.67E-10	2.55E-10	8.79E-11	3.57E-11	1.93E-11	1.20E-11
SSE	1.58E-08	2.51E-09	1.08E-09	5.97E-10	4.28E-10	1.94E-10	5.95E-11	2.45E-11	1.32E-11	8.20E-12
S	2.94E-09	6.13E-10	6.48E-10	3.08E-10	1.84E-10	8.81E-11	2.74E-11	1.13E-11	6.10E-12	3.79E-12
SSW	8.48E-10	2.80E-10	4.72E-10	2.20E-10	1.28E-10	4.72E-11	1.64E-11	6.68E-12	3.60E-12	2.24E-12
SW	1.51E-09	5.68E-10	5.89E-10	2.93E-10	1.67E-10	6.11E-11	1.87E-11	7.59E-12	4.09E-12	2.54E-12
WSW	2.58E-09	8.26E-10	6.63E-10	3.09E-10	1.83E-10	6.47E-11	1.99E-11	8.17E-12	4.40E-12	2.73E-12
W	5.46E-09	1.20E-09	6.34E-10	3.55E-10	2.64E-10	1.06E-10	3.28E-11	1.33E-11	7.16E-12	4.44E-12
WNW	7.60E-09	1.51E-09	8.91E-10	6.25E-10	3.57E-10	1.27E-10	3.87E-11	1.57E-11	8.46E-12	5.25E-12
NW	5.19E-09	1.02E-09	5.49E-10	2.64E-10	1.62E-10	8.34E-11	2.64E-11	1.14E-11	6.11E-12	3.79E-12
NNW	3.32E-09	7.92E-10	4.85E-10	2.32E-10	1.59E-10	7.50E-11	2.35E-11	9.63E-12	5.18E-12	3.22E-12

DATA FROM 2010 – 2015 USED IN CALCULATIONS

TABLE 4.5
Atmospheric Dispersion Factors for Three Mile Island

GROUND RELEASE SECTOR AVERAGE X/Q (IN SEC/M3)				DISTANCE (IN METERS)				ANNUAL		
SECTOR	610	2413	4022	5631	7240	12067	24135	40225	56315	72405
N	8.46E-06	1.05E-06	5.27E-07	3.35E-07	2.39E-07	1.22E-07	4.92E-08	2.55E-08	1.67E-08	1.21E-08
NNE	9.97E-06	1.23E-06	6.16E-07	3.92E-07	2.80E-07	1.42E-07	5.75E-08	2.98E-08	1.95E-08	1.42E-08
NE	1.17E-05	1.47E-06	7.32E-07	4.64E-07	3.31E-07	1.68E-07	6.76E-08	3.50E-08	2.28E-08	1.66E-08
ENE	1.20E-05	1.54E-06	7.65E-07	4.84E-07	3.45E-07	1.74E-07	7.00E-08	3.61E-08	2.34E-08	1.70E-08
E	1.30E-05	1.67E-06	8.26E-07	5.21E-07	3.70E-07	1.86E-07	7.43E-08	3.82E-08	2.47E-08	1.79E-08
ESE	1.13E-05	1.43E-06	7.00E-07	4.39E-07	3.11E-07	1.55E-07	6.12E-08	3.13E-08	2.02E-08	1.46E-08
SE	1.21E-05	1.52E-06	7.41E-07	4.64E-07	3.27E-07	1.63E-07	6.41E-08	3.27E-08	2.10E-08	1.52E-08
SSE	1.13E-05	1.44E-06	7.05E-07	4.43E-07	3.14E-07	1.57E-07	6.23E-08	3.19E-08	2.06E-08	1.49E-08
S	7.37E-06	9.52E-07	4.67E-07	2.93E-07	2.08E-07	1.04E-07	4.10E-08	2.09E-08	1.35E-08	9.74E-09
SSW	4.67E-06	6.09E-07	2.97E-07	1.86E-07	1.31E-07	6.51E-08	2.55E-08	1.30E-08	8.32E-09	5.99E-09
SW	4.67E-06	6.05E-07	2.95E-07	1.84E-07	1.30E-07	6.45E-08	2.53E-08	1.28E-08	8.23E-09	5.93E-09
WSW	5.42E-06	6.92E-07	3.39E-07	2.13E-07	1.51E-07	7.53E-08	2.98E-08	1.52E-08	9.81E-09	7.09E-09
W	8.19E-06	1.04E-06	5.15E-07	3.25E-07	2.30E-07	1.16E-07	4.60E-08	2.36E-08	1.53E-08	1.11E-08
WNW	9.23E-06	1.16E-06	5.76E-07	3.64E-07	2.59E-07	1.31E-07	5.25E-08	2.71E-08	1.76E-08	1.28E-08
NW	8.88E-06	1.10E-06	5.53E-07	2.52E-07	2.52E-07	1.29E-07	5.23E-08	2.72E-08	1.78E-08	1.30E-08
NNW	7.55E-06	9.37E-07	4.71E-07	3.01E-07	2.15E-07	1.10E-07	4.48E-08	2.33E-08	1.52E-08	1.11E-08

GROUND RELEASE SECTOR AVERAGE D/Q (IN M2)				DISTANCE (IN METERS)				ANNUAL		
SECTOR	610	2413	4022	5631	7240	12067	24135	40225	56315	72405
N	1.58E-08	1.59E-09	6.52E-10	3.60E-10	2.29E-10	9.29E-11	2.95E-11	1.20E-11	6.44E-12	4.00E-12
NNE	2.15E-08	2.17E-09	8.89E-10	4.90E-10	3.13E-10	1.27E-10	4.02E-11	1.63E-11	8.77E-12	5.45E-12
NE	1.99E-08	2.01E-09	8.26E-10	4.55E-10	2.90E-10	1.18E-10	3.73E-11	1.51E-11	8.15E-12	5.06E-12
ENE	1.76E-08	1.78E-09	7.29E-10	4.02E-10	2.56E-10	1.04E-10	3.29E-11	1.34E-11	7.19E-12	4.47E-12
E	2.57E-08	2.59E-09	1.06E-09	5.85E-10	3.73E-10	1.51E-10	4.80E-11	1.95E-11	1.05E-11	6.51E-12
ESE	3.49E-08	3.53E-09	1.45E-09	7.97E-10	5.08E-10	2.06E-10	6.53E-11	2.65E-11	1.43E-11	8.86E-12
SE	4.22E-08	4.26E-09	1.75E-09	9.62E-10	6.14E-10	2.49E-10	7.89E-11	3.20E-11	1.72E-11	1.07E-11
SSE	2.91E-08	2.93E-09	1.20E-09	6.63E-10	4.23E-10	1.71E-10	5.44E-11	2.21E-11	1.19E-11	7.37E-12
S	1.49E-08	1.50E-09	6.17E-10	3.40E-10	2.17E-10	8.79E-11	2.79E-11	1.13E-11	6.08E-12	3.78E-12
SSW	7.64E-09	7.71E-10	3.16E-10	1.74E-10	1.11E-10	4.51E-11	1.43E-11	5.80E-12	3.12E-12	1.94E-12
SW	8.06E-09	8.14E-10	3.34E-10	1.84E-10	1.17E-10	4.76E-11	1.51E-11	6.12E-12	3.29E-12	2.05E-12
WSW	9.82E-09	9.91E-10	4.07E-10	2.24E-10	1.43E-10	5.79E-11	1.84E-11	7.45E-12	4.01E-12	2.49E-12
W	1.55E-08	1.57E-09	6.43E-10	3.54E-10	2.26E-10	9.16E-11	2.91E-11	1.18E-11	6.34E-12	3.94E-12
WNW	1.87E-08	1.89E-09	7.75E-10	4.27E-10	2.72E-10	1.10E-10	3.50E-11	1.42E-11	7.64E-12	4.75E-12
NW	1.32E-08	1.33E-09	5.46E-10	3.01E-10	1.92E-10	7.77E-11	2.46E-11	1.00E-11	5.38E-12	3.34E-12
NNW	1.04E-08	1.05E-09	4.30E-10	2.37E-10	1.51E-10	6.12E-11	1.94E-11	7.88E-12	4.24E-12	2.63E-12

DATA FROM 2010 - 2015 USED IN CALCULATIONS

TABLE 4.6
Dose Parameters for Radioiodines and Radioactive

Particulate in Gaseous Effluents*

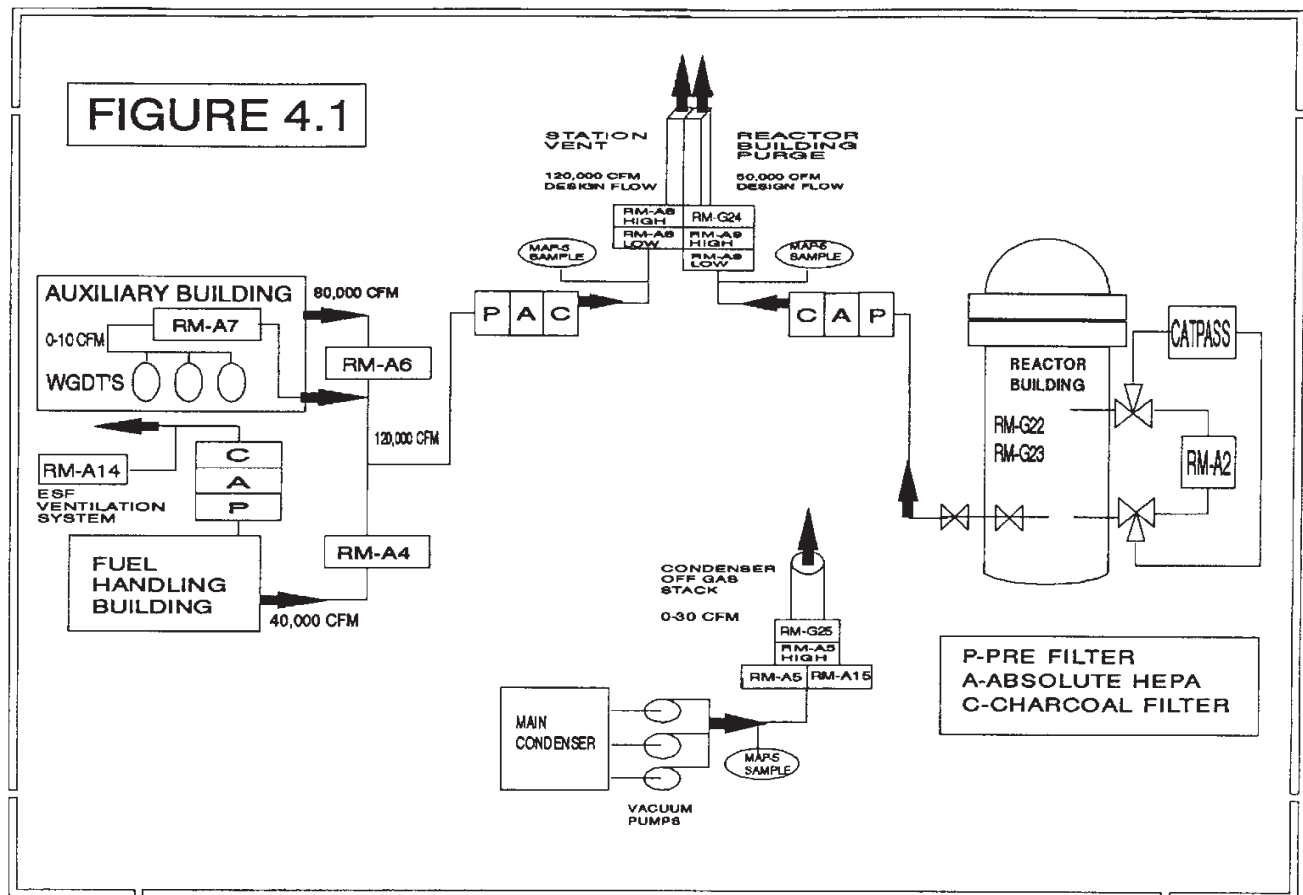
NUCLIDE	CRITICAL ORGAN	ORGAN FACTOR	Pi***	NUCLIDE	CRITICAL ORGAN	ORGAN FACTOR	Pi***
H-3**	TOTAL BODY	3.04E-07	1.12E+03	RU-103	LUNG	1.79E-04	6.62E+05
C-14	BONE	9.70E-06	3.59E+04	RU-105	GI-LLI	2.69E-05	9.95E+04
NA-24	TOTAL BODY	4.35E-06	1.61E+04	RU-106	LUNG	3.87E-03	1.43E+07
P-32	BONE	7.04E-04	2.60E+06	AG-110M	LUNG	1.48E-03	5.48E+06
CR-51	LUNG	4.59E-06	1.70E+04	TE-125M	LUNG	1.29E-04	4.77E+05
MN-54	LUNG	4.26E-04	1.58E+06	SB-125	LUNG	6.27E-04	2.32E+06
MN-56	GI-LLI	3.33E-05	1.23E+05	TE-127M	LUNG	4.00E-04	1.48E+06
FE-55	LUNG	3.00E-05	1.11E+05	TE-127	GI-LLI	1.52E-05	5.62E+04
FE-59	LUNG	3.43E-04	1.27E+06	TE-129M	LUNG	4.76E-04	1.76E+06
CO-58	LUNG	2.99E-04	1.11E+06	TE-129	GI-LLI	6.89E-06	2.55E+04
CO-60	LUNG	1.91E-03	7.07E+06	TE-131M	GI-LLI	8.32E-05	3.08E+05
NI-63	BONE	2.22E-04	8.21E+05	TE-131	LUNG	5.55E-07	2.05E+03
NI-65	GI-LLI	2.27E-05	8.40E+04	TE-132	LUNG	1.02E-04	3.77E+05
CU-64	GI-LLI	9.92E-06	3.67E+04	I-130	THYROID	4.99E-04	1.85E+06
ZN-65	LUNG	2.69E-04	9.95E+05	I-131	THYROID	4.39E-03	1.62E+07
ZN-69	GI-LLI	2.75E-06	1.02E+04	I-132	THYROID	5.23E-05	1.94E+05
BR-83	TOTAL BODY	1.28E-07	4.74E+02	I-133	THYROID	1.04E-03	3.85E+06
BR-84	TOTAL BODY	1.48E-07	5.48E+02	I-134	THYROID	1.37E-05	5.07E+04
BR-85	TOTAL BODY	6.84E-09	2.53E+01	I-135	THYROID	2.14E-04	7.92E+05
RB-86	LIVER	5.36E-05	1.98E+05	CS-134	LIVER	2.74E-04	1.01E+06
RB-88	LIVER	1.52E-07	5.62E+02	CS-136	LIVER	4.62E-05	1.71E+05
RB-89	LIVER	9.33E-08	3.45E+02	CS-137	BONE	2.45E-04	9.07E+05
SR-89	LUNG	5.89E-04	2.16E+06	CS-138	LIVER	2.27E-07	8.40E+02
SR-90	BONE	2.73E-02	1.01E+08	BA-139	GI-LLI	1.56E-05	5.77E+04
SR-91	GI-LLI	4.70E-05	1.74E+05	BA-140	LUNG	4.71E-04	1.74E+06
SR-92	GI-LLI	6.55E-05	2.42E+05	BA-141	LUNG	7.89E-07	2.92E+03
Y-90	GI-LLI	7.24E-05	2.68E+05	BA-142	LUNG	4.44E-07	1.64E+03
Y-91M	LUNG	7.60E-07	2.81E+03	LA-140	GI-LLI	6.10E-05	2.26E+05
Y-91	LUNG	7.10E-04	2.63E+06	LA-142	GI-LLI	2.05E-05	7.59E+04
Y-92	GI-LLI	6.46E-05	2.39E+05	CE-141	LUNG	1.47E-04	5.44E+05
Y-93	GI-LLI	1.05E-04	3.89E+05	CE-143	GI-LLI	3.44E-05	1.27E+05
ZR-95	LUNG	6.03E-04	2.23E+06	CE-144	LUNG	3.23E-03	1.20E+07
ZR-97	GI-LLI	9.49E-05	3.51E+05	PR-143	LUNG	1.17E-04	4.33E+05
NB-95	LUNG	1.66E-04	6.14E+05	PR-144	LUNG	4.23E-07	1.57E+03
MO-99	LUNG	3.66E-05	1.35E+05	ND-147	LUNG	8.87E-05	3.28E+05
TC-99M	GI-LLI	1.30E-06	4.81E+03	W-187	GI-LLI	2.46E-05	9.10E+04
TC-101	LUNG	1.58E-07	5.85E+02	NP-239	GI-LLI	1.73E-05	6.40E+04

* The listed dose parameters are for radionuclides, other than noble gases that may be detected in gaseous effluents. Pi factors include all nonatmospheric pathway transport parameters, the receptor's usage of pathway media, and are based on the most restrictive age group (child) critical organ. Additional dose parameters for nuclides not included in this Table may be calculated using the methodology described in NUREG-0133.

** Tritium dose factors include an increase of 50% to account for the additional amount of this nuclide absorbed through the skin.

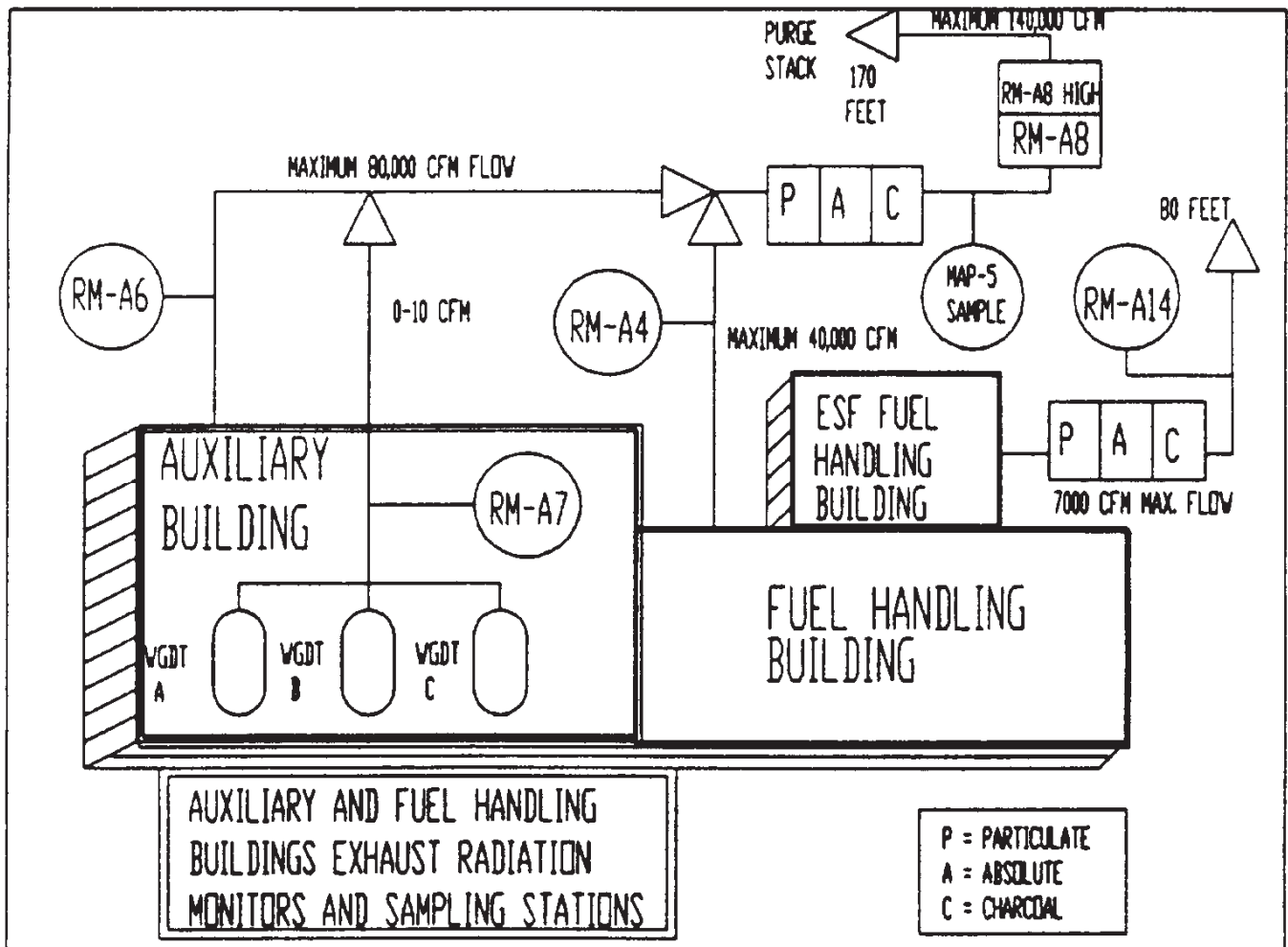
*** mrem/year per $\mu\text{Ci}/\text{m}^3$.

FIGURE 4.1
TMI-1 Gaseous Effluent Pathways



NOTE: After permanent shutdown, the condenser air removal system is permanently shut down. After the Post Defueled Tech Specs are implemented, the FHB ESF ventilation system is permanently shut down. The charcoal filters in the Auxiliary and Fuel Handling Building Ventilation Exhaust (AH-F-2A/H) are not required after the reactor has been shut down for more than 60 days.

FIGURE 4.2
TMI-1 Auxiliary and Fuel Handling Buildings Effluent Pathways

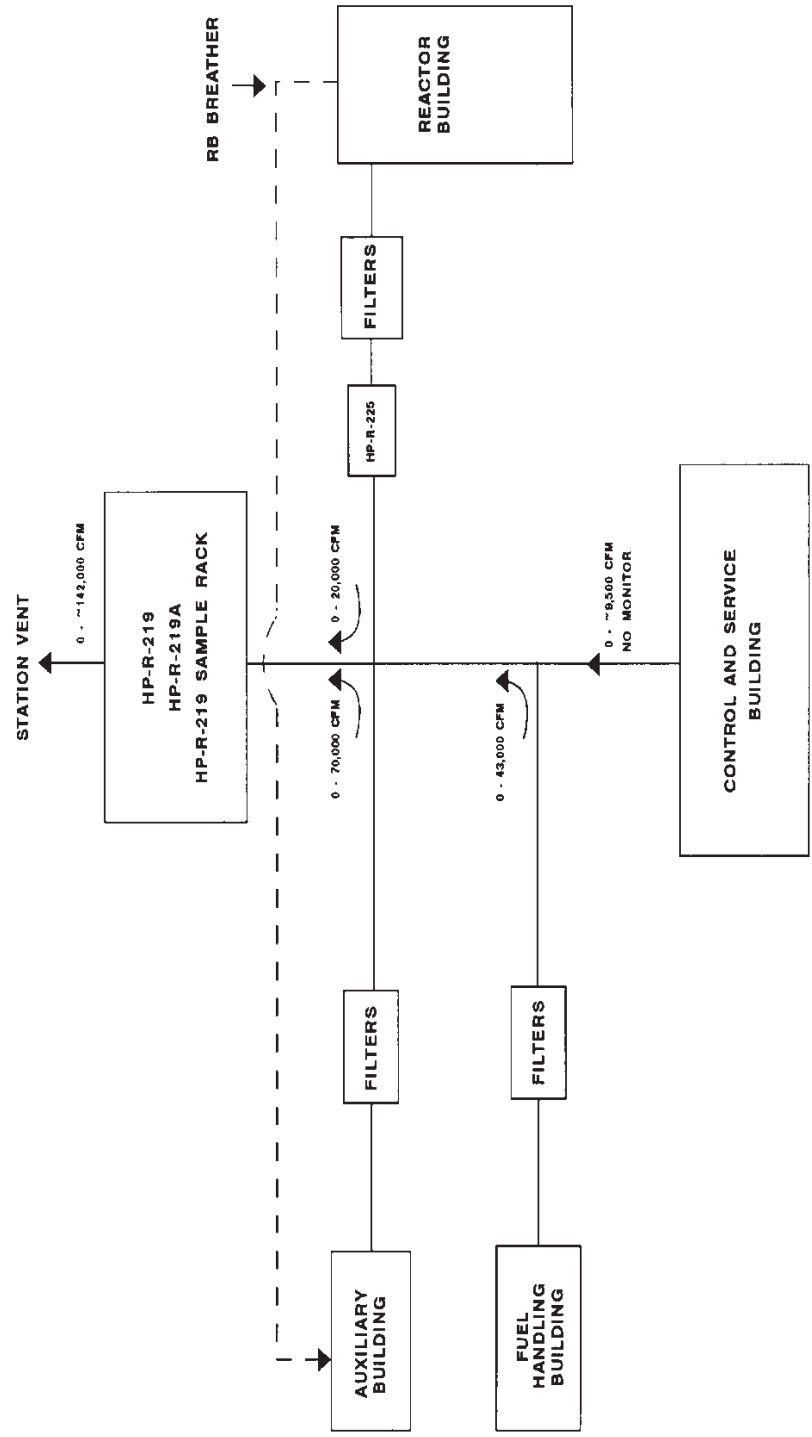


NOTE: After the Post Defueled Tech Specs are implemented, the FHB ESF ventilation system is permanently shut down. The charcoal filters in the Auxiliary and Fuel Handling Building Ventilation Exhaust (AH-F-2A/H) are not required after the reactor has been shut down for more than 60 days.

FIGURE 4.3
Deleted

FIGURE 4.4
Deleted

FIGURE 4.5
TMI-2 Gaseous Effluent Filtration System/Pathways



UNIT 2 EXHAUST AIR FLOW AND RMS SCHEMATIC

5.1 **GASEOUS EFFLUENT DOSE ASSESSMENT**

5.2 Gaseous Effluents - Instantaneous Release Limits

5.2.1 Noble Gases

For noble gases, the following equations apply for total body and skin dose rate at the unrestricted area boundary:

5.2.1.1 Total Body

$$\text{Dose Rate}_{tb} = \sum_i (K_i) \times (Dv) \times (Q_i) \quad (\text{eq 5.1.1.1})$$

Where:

Dose Rate b = instantaneous total body dose rate limit, at the site boundary, in mrem/yr.

K_i = total body dose factor due to gamma emissions for each identified noble gas radionuclide, in mrem/yr per $\mu\text{Ci}/\text{m}^3$ from Table 4.3.

Dv = highest sector annual average gaseous dispersion factor (X/Q) at or beyond the unrestricted area boundary, in sec/m^3 , from Table 4.4 for station vent releases; and Table 4.5 for all other releases (Condenser Off Gas, ESF FHB, and ground releases). Maximum values presently in use are $1.23\text{E}-6 \text{ sec}/\text{m}^3$ at sector NNE for station vent, and $1.30\text{E}-5 \text{ sec}/\text{m}^3$ for all other releases at sector E.

Q_i = Release rate of radionuclide, i , in $\mu\text{Ci}/\text{sec}$ as determined by sampling and analysis. Calculated using the concentration of noble gas radionuclide, i , in $\mu\text{Ci}/\text{cc}$, times the release pathway flow rate, in cc/second .

5.2.1.2 Skin

$$\text{Dose Rate}_{\text{sk}} = \sum_i (L_i + 1.1 M_i) \times (Dv) \times (Q_i) \quad (\text{eq 5.1.1.2})$$

Where:

$\text{Dose Rate}_{\text{sk}}$ = instantaneous mrem/year skin dose rate limit, at the site boundary, in mrem/yr.

L_i = skin dose factor due to beta emissions for each identified noble gas radionuclide, in mrem/yr per $\mu\text{Ci}/\text{m}^3$ from Table 4.3.

M_i = air dose factor due to gamma emissions for each identified noble gas radionuclide, in mrad/yr per $\mu\text{Ci}/\text{m}^3$ from Table 4.3.

1.1 = mrem skin dose per mrad air dose. Converts air dose to skin dose.

Q_i = release rate of radionuclide, i , in $\mu\text{Ci}/\text{sec}$, as determined by sampling and analysis. Calculated using the concentration of noble gas radionuclide, i , in $\mu\text{Ci}/\text{cc}$, times the release pathway flow rate, in cc/second.

Dv = highest sector annual average gaseous dispersion factor (X/Q) at or beyond the unrestricted area boundary, in sec/m^3 , from Table 4.4 for station vent releases; and Table 4.5 for all other releases (Condenser Off Gas, ESF FHB, and ground releases). Maximum values presently in use are $1.23\text{E-}6 \text{ sec}/\text{m}^3$ at sector NNE for station vent, and $1.30\text{E-}5 \text{ sec}/\text{m}^3$ for all other releases at E.

5.2.2 Tritium and Radionuclides in Particulate Form, with Half-Lives Greater than 8 Days

For Tritium and Radionuclides in Particulate Form, with half-lives greater than 8 days, the following equation applies:

$$\text{Dose Rate}_{IP} = \sum_i (P_i) (D_v) (Q_i) \quad (\text{eq 5.1.2})$$

Where:

Dose Rate_{IP} = mrem/year organ dose rate.

P_i = dose parameter for Tritium and Radionuclides in Particulate Form, with half-lives greater than 8 days, for the inhalation pathway, in mrem/yr per $\mu\text{Ci}/\text{m}^3$, from Table 4.6. The dose factors are based on the critical individual organ and most restrictive age group (child).

D_v = highest sector annual average gaseous dispersion factor (X/Q or D/Q) at or beyond the unrestricted area boundary, in sec/m^3 , from Table 4.4 for the station vent releases and Table 4.5 for all other releases. X/Q is used for the inhalation pathway. Maximum values of X/Q presently used are $1.23\text{E-}6 \text{ sec}/\text{m}^3$ for station vent, at sector NNE, and $1.30\text{E-}5 \text{ sec}/\text{m}^3$ for all other releases at sector E.

Q_i = release rate of each radionuclide, i , in $\mu\text{Ci}/\text{sec}$. Calculated using the concentration of each radionuclide, i , in $\mu\text{Ci}/\text{cc}$, times the release pathway flow rate, in cc/second .

5.3 Gaseous Effluents - 10 CFR 50 Appendix I5.3.1 Noble Gases

The air dose in an unrestricted area due to noble gases released in gaseous effluents from the site is determined using the following expressions:

$$\text{Dose } \Gamma = (3.17\text{E-}8) \times \sum_i (M_i) \times (Dv) \times (Q_i) \quad (\text{eq 5.2.1})$$

$$\text{Dose } \beta = (3.17\text{E-}8) \times \sum_i \text{and } (N_i) \times (Dv) \times (Q_i) \quad (\text{eq 5.2.2})$$

Where:

Dose Γ = mrad gamma air dose due to gamma emissions from noble gas radionuclides.

Dose β = mrad beta air dose due to beta emissions from noble gas radionuclides.

M_i = air dose factor due to gamma emissions for Kr-85 identified noble gas radionuclide, in mrad/yr per $\mu\text{Ci}/\text{m}^3$, from Table 4.3.

N_i = air dose factor due to beta emissions for Kr-85 identified noble gas radionuclide, in mrad/yr per $\mu\text{Ci}/\text{m}^3$, from Table 4.3.

Dv = highest sector annual average gaseous dispersion factor, X/Q , at or beyond the unrestricted area boundary, in sec/m^3 . Values may be read or interpolated from Table 4.4 for releases from the station vent and Table 4.5 for all other releases. Maximum values of X/Q presently used are $1.23\text{E-}6 \text{ sec}/\text{m}^3$ for station vent at sector NNE, and $1.30\text{E-}5 \text{ sec}/\text{m}^3$ for all other releases at sector E.

Q_i = release of noble gas radionuclide, i , in μCi , over the specified time period, ($\mu\text{Ci}/\text{second} \times \text{seconds}$).

$3.17\text{E-}8$ = inverse of the number of seconds in a year.

NOTE: If the methodology in this section is used in determining dose to an individual, rather than air dose due to noble gases, substitute K_i , from Table 4.3, for M_i , and $(L_i + 1.1 M_i)$ for N_i .

5.3.2 Tritium and Radionuclides in Particulate Form, with Half-Lives Greater than 8 Days

The dose to an individual from Tritium and Radionuclides in Particulate Form with half-lives greater than 8 days in gaseous effluents released from the site to an unrestricted area is determined by solving the following expression:

$$\text{Dose}_o = \sum_i (3.17\text{E-}8) \times \sum_i (R_i) (D_v) (Q_i) \quad (\text{eq 5.2.2})$$

Where:

Dose_o = dose to all real pathways, p, to organ, o, of an individual in age group, a, from Tritium and Radionuclides in Particulate Form, with half-lives greater than 8 days, in mrem, during any desired time period.

R_i = the dose factor for each identified radionuclide, i, pathway, p, age group, a, and organ, o, in mrem/yr per $\mu\text{Ci}/\text{m}^3$ for the inhalation pathway and m^2 - mrem/yr per $\mu\text{Ci}/\text{sec}$ for other pathways, from Tables 5.2 to 5.7.

NOTE: Tritium, H-3, dose factor is mrem/year per $\mu\text{Ci}/\text{m}^3$ for all pathways.

D_v = highest sector annual average gaseous dispersion factor (X/Q) at or beyond the unrestricted area boundary, in sec/m^3 , for the inhalation pathway, and D/Q , in m^2 , for other pathways. Table 4.4 is used to derive the values for station vent releases and Table 4.5 is used to derive the values for all other releases. The values used to calculate site boundary and critical receptor doses are as follows:

Station Vent Releases – Boundary

Inhalation X/Q	1.23E-6 in sector NNE
Ground D/Q	2.98E-8 in sector SE

Station Vent Releases - Critical Receptor

Inhalation X/Q	1.04E-6 in sector SE
Ground D/Q	1.84E-8 in sector SE
Meat D/Q	7.45E-9 in sector ESE
X/Q	6.62E-7 in sector ESE
Vegetation D/Q	8.68E-9 in sector SSE
X/Q	6.30E-7 in sector SSE
Cow/Milk/Infant D/Q	5.45E-9 in sector SE
X/Q	8.87E-7 in section SE

Ground or Other Releases - Boundary

Inhalation X/Q	1.30E-5 in sector E
Ground D/Q	4.22E-8 in sector SE

Ground or Other Releases - Critical Receptor

Inhalation X/Q	1.04E-5 in sector E
Ground D/Q	2.06E-8 in sector E
Meat D/Q	5.84E-9 in sector ESE
X/Q	2.16E-6 in sector ESE
Vegetation D/Q	1.66E-8 in sector E
X/Q	8.43E-6 in sector E
Cow/Milk/Infant D/Q	4.63E-9 in sector SE
X/Q	1.63E-6 in sector SE

$D_v(\text{H-3})$ = In the case of H-3 only the X/Q's above are used for all pathways.

Q_i = release of Tritium and Radionuclides, i, in Particulate Form with half-lives greater than 8 days, in μCi , cumulative over the specified time period ($\mu\text{Ci/second} \times \text{seconds}$).

$3.17\text{E-}8$ = inverse of the number of seconds in a year.

5.4 Gaseous Radioactive System Dose Calculations Once per Month

ODCM Part I Control 2.2.2.4 and TMI-2 PDMS Tech Spec Section 6.7.4.a.6 requires that appropriate subsystem of the Gaseous Radwaste Treatment System shall be used to reduce the radioactive materials in gaseous waste prior to their discharge. When the monthly projected doses due to the gaseous effluent releases from the site would exceed:

0.2 mrad to air from gamma radiation; or

0.4 mrad to air from beta radiation; or

0.3 mrem to any organ.

The following calculational method is provided for performing this dose projection.

At least once per month the gamma air dose, beta air dose and the maximum organ dose for the quarter-to-date will be divided by the number of days into the quarter and multiplied by 31. Also, this dose projection shall include the estimated dose due to any anticipated unusual release during the period for which the projection is made. If these projected doses exceed any of the values listed above, appropriate portions of the TMI-1 Gaseous Waste Treatment System, as defined in Section 6.0, or appropriate portions of the TMI-2 Gaseous Effluent Filtration System as shown on Figure 4.5, shall be used to reduce radioactivity levels prior to release.

At the discretion of the ODCM Specialist, time periods other than the current quarter-to-date may be used to project doses if the dose per day in the current quarter-to-date is not believed to be representative of the dose per day projected for the next month.

TABLE 5.2.1
Pathway Dose Factors, R_i

AGE GROUP: INFANT PATHWAY: INHALATION

NUCLIDE	ORGAN DOSE FACTORS; mrem/year per $\mu\text{Ci}/\text{m}^3$						
	BONE	LIVER	T.BODY	THYROID	KIDNEY	LUNG	GI-LLI
H-3	0.00E+00	6.47E+02	6.47E+02	6.47E+02	6.47E+02	6.47E+02	6.47E+02
C-14	2.65E+04	5.31E+03	5.31E+03	5.31E+03	5.31E+03	5.31E+03	5.31E+03
CR-51	0.00E+00	0.00E+00	8.95E+01	5.75E+01	1.32E+01	1.28E+04	3.57E+02
MN-54	0.00E+00	2.53E+04	4.98E+03	0.00E+00	4.98E+03	1.00E+06	7.06E+03
FE-55	1.97E+04	1.17E+04	3.33E+03	0.00E+00	0.00E+00	8.69E+04	1.09E+03
FE-59	1.36E+04	2.35E+04	9.48E+03	0.00E+00	0.00E+00	1.02E+06	2.48E+04
CO-58	0.00E+00	1.22E+03	1.82E+03	0.00E+00	0.00E+00	7.77E+05	1.11E+04
CO-60	0.00E+00	8.02E+03	1.18E+04	0.00E+00	0.00E+00	4.51E+06	3.19E+04
NI-63	3.39E+05	2.04E+04	1.16E+04	0.00E+00	0.00E+00	2.09E+05	2.42E+03
ZN-65	1.93E+04	6.26E+04	3.11E+04	0.00E+00	3.25E+04	6.47E+05	5.14E+04
RB-86	0.00E+00	1.90E+05	8.82E+04	0.00E+00	0.00E+00	0.00E+00	3.04E+03
SR-89	3.98E+05	0.00E+00	1.14E+04	0.00E+00	0.00E+00	2.03E+06	6.40E+04
SR-90	4.09E+07	0.00E+00	2.59E+06	0.00E+00	0.00E+00	1.12E+07	1.31E+05
Y-91	5.88E+05	0.00E+00	1.57E+04	0.00E+00	0.00E+00	2.45E+06	7.03E+04
ZR-95	1.15E+05	2.79E+04	2.03E+04	0.00E+00	3.11E+04	1.75E+06	2.17E+04
NB-95	1.57E+04	6.43E+03	3.78E+03	0.00E+00	4.72E+03	4.79E+05	1.27E+04
RU-103	2.02E+03	0.00E+00	6.79E+02	0.00E+00	4.24E+03	5.52E+05	1.61E+04
RU-106	8.68E+04	0.00E+00	1.09E+04	0.00E+00	1.07E+05	1.16E+07	1.64E+05
AG-110M	9.98E+03	7.22E+03	5.00E+03	0.00E+00	1.09E+04	3.67E+06	3.30E+04
TE-125M	4.76E+03	1.99E+03	6.58E+02	1.62E+03	0.00E+00	4.47E+05	1.29E+04
TE-127M	1.67E+04	6.90E+03	2.07E+03	4.87E+03	3.75E+04	1.31E+06	2.73E+04
TE-129M	1.41E+04	6.09E+03	2.23E+03	5.47E+03	3.18E+04	1.68E+06	6.90E+04
I-131	3.79E+04	4.44E+04	1.96E+04	1.48E+07	5.18E+04	0.00E+00	1.06E+03
I-133	1.32E+04	1.92E+04	5.60E+03	3.56E+06	2.24E+04	0.00E+00	2.16E+03
CS-134	3.96E+05	7.03E+05	7.45E+04	0.00E+00	1.90E+05	7.97E+04	1.33E+03
CS-136	4.83E+04	1.35E+05	5.29E+04	0.00E+00	5.64E+04	1.18E+04	1.43E+03
CS-137	5.49E+05	6.12E+05	4.55E+04	0.00E+00	1.72E+05	7.13E+04	1.33E+03
BA-140	5.60E+04	5.60E+01	2.90E+03	0.00E+00	1.34E+01	1.60E+06	3.84E+04
CE-141	2.77E+04	1.67E+04	1.99E+03	0.00E+00	5.25E+03	5.17E+05	2.16E+04
CE-144	3.19E+06	1.21E+06	1.76E+05	0.00E+00	5.38E+05	9.84E+06	1.48E+05
PR-143	1.40E+04	5.24E+03	6.99E+02	0.00E+00	1.97E+03	4.33E+05	3.72E+04
ND-147	7.94E+03	8.13E+03	5.00E+02	0.00E+00	3.15E+03	3.22E+05	3.12E+04

TABLE 5.2.2
Pathway Dose Factors, R_i

AGE GROUP: CHILD PATHWAY: INHALATION

NUCLIDE	ORGAN DOSE FACTORS; mrem/year per $\mu\text{Ci}/\text{m}^3$						
	BONE	LIVER	T.BODY	THYROID	KIDNEY	LUNG	GI-LLI
H-3	0.00E+00	1.12E+03	1.12E+03	1.12E+03	1.12E+03	1.12E+03	1.12E+03
C-14	3.59E+04	6.73E+03	6.73E+03	6.73E+03	6.73E+03	6.73E+03	6.73E+03
CR-51	0.00E+00	0.00E+00	1.54E+02	8.55E+01	2.43E+01	1.70E+04	1.08E+03
MN-54	0.00E+00	4.29E+04	9.51E+03	0.00E+00	1.00E+04	1.58E+06	2.29E+04
FE-55	4.74E+04	2.52E+04	7.77E+03	0.00E+00	0.00E+00	1.11E+05	2.87E+03
FE-59	2.07E+04	3.34E+04	1.67E+04	0.00E+00	0.00E+00	1.27E+06	7.07E+04
CO-58	0.00E+00	1.77E+03	3.16E+03	0.00E+00	0.00E+00	1.11E+06	3.44E+04
CO-60	0.00E+00	1.31E+04	2.26E+04	0.00E+00	0.00E+00	7.07E+06	9.62E+04
NI-63	8.21E+05	4.63E+04	2.80E+04	0.00E+00	0.00E+00	2.75E+05	6.33E+03
ZN-65	4.26E+04	1.13E+05	7.03E+04	0.00E+00	7.14E+04	9.95E+05	1.63E+04
RB-86	0.00E+00	1.98E+05	1.14E+05	0.00E+00	0.00E+00	0.00E+00	7.99E+03
SR-89	5.99E+05	0.00E+00	1.72E+04	0.00E+00	0.00E+00	2.16E+06	1.67E+05
SR-90	1.01E+08	0.00E+00	6.44E+06	0.00E+00	0.00E+00	1.48E+07	3.43E+05
Y-91	9.14E+05	0.00E+00	2.44E+04	0.00E+00	0.00E+00	2.63E+06	1.84E+05
ZR-95	1.90E+05	4.18E+04	3.70E+04	0.00E+00	5.96E+04	2.23E+06	6.11E+04
NB-95	2.35E+04	9.18E+03	6.55E+03	0.00E+00	8.62E+03	6.14E+05	3.70E+04
RU-103	2.79E+03	0.00E+00	1.07E+03	0.00E+00	7.03E+03	6.62E+05	4.48E+04
RU-106	1.36E+05	0.00E+00	1.69E+04	0.00E+00	1.84E+05	1.43E+07	4.29E+05
AG-110M	1.69E+04	1.14E+04	9.14E+03	0.00E+00	2.12E+04	5.48E+06	1.00E+05
TE-125M	6.73E+03	2.33E+03	9.14E+02	1.92E+03	0.00E+00	4.77E+05	3.38E+04
TE-127M	2.49E+04	8.55E+03	3.02E+03	6.07E+03	6.36E+04	1.48E+06	7.14E+04
TE-129M	1.92E+04	6.85E+03	3.04E+03	6.33E+03	5.03E+04	1.76E+06	1.82E+05
I-131	4.81E+04	4.81E+04	2.73E+04	1.62E+07	7.88E+04	0.00E+00	2.84E+03
I-133	1.66E+04	2.03E+04	7.70E+03	3.85E+06	3.38E+04	0.00E+00	5.48E+03
CS-134	6.51E+05	1.01E+06	2.25E+05	0.00E+00	3.30E+05	1.21E+05	3.85E+03
CS-136	6.51E+04	1.71E+05	1.16E+05	0.00E+00	9.55E+04	1.45E+04	4.18E+03
CS-137	9.07E+05	8.25E+05	1.28E+05	0.00E+00	2.82E+05	1.04E+05	3.62E+03
BA-140	7.40E+04	6.48E+01	4.33E+03	0.00E+00	2.11E+01	1.74E+06	1.02E+05
CE-141	3.92E+04	1.95E+04	2.90E+03	0.00E+00	8.55E+03	5.44E+05	5.66E+04
CE-144	6.77E+06	2.12E+06	3.61E+05	0.00E+00	1.17E+06	1.20E+07	3.89E+05
PR-143	1.85E+04	5.55E+03	9.14E+02	0.00E+00	3.00E+03	4.33E+05	9.73E+04
ND-147	1.08E+04	8.73E+03	6.81E+02	0.00E+00	4.81E+03	3.28E+05	8.21E+04

TABLE 5.2.3
Pathway Dose Factors, R_i

AGE GROUP: TEEN PATHWAY: INHALATION

NUCLIDE	ORGAN DOSE FACTORS; mrem/year per $\mu\text{Ci}/\text{m}^3$						
	BONE	LIVER	T.BODY	THYROID	KIDNEY	LUNG	GI-LLI
H-3	0.00E+00	1.27E+03	1.27E+03	1.27E+03	1.27E+03	1.27E+03	1.27E+03
C-14	2.60E+04	4.87E+03	4.87E+03	4.87E+03	4.87E+03	4.87E+03	4.87E+03
CR-51	0.00E+00	0.00E+00	1.35E+02	7.50E+01	3.07E+01	2.10E+04	3.00E+03
MN-54	0.00E+00	5.11E+04	8.40E+03	0.00E+00	1.27E+04	1.98E+06	6.68E+04
FE-55	3.34E+04	2.38E+04	5.54E+03	0.00E+00	0.00E+00	1.24E+05	6.39E+03
FE-59	1.59E+04	3.70E+04	1.43E+04	0.00E+00	0.00E+00	1.53E+06	1.78E+05
CO-58	0.00E+00	2.07E+03	2.78E+03	0.00E+00	0.00E+00	1.34E+06	9.52E+04
CO-60	0.00E+00	1.51E+04	1.98E+04	0.00E+00	0.00E+00	8.72E+06	2.59E+05
NI-63	5.80E+05	4.34E+04	1.98E+04	0.00E+00	0.00E+00	3.07E+05	1.42E+04
ZN-65	3.86E+04	1.34E+05	6.24E+04	0.00E+00	8.64E+04	1.24E+06	4.66E+04
RB-86	0.00E+00	1.90E+05	8.40E+04	0.00E+00	0.00E+00	0.00E+00	1.77E+04
SR-89	4.34E+05	0.00E+00	1.25E+04	0.00E+00	0.00E+00	2.42E+06	3.71E+05
SR-90	1.08E+08	0.00E+00	6.68E+06	0.00E+00	0.00E+00	1.65E+07	7.65E+05
Y-91	6.61E+05	0.00E+00	1.77E+04	0.00E+00	0.00E+00	2.94E+06	4.09E+05
ZR-95	1.46E+05	4.58E+04	3.15E+04	0.00E+00	6.74E+04	2.69E+06	1.49E+05
NB-95	1.86E+04	1.03E+04	5.66E+03	0.00E+00	1.00E+04	7.51E+05	9.68E+04
RU-103	2.10E+03	0.00E+00	8.96E+02	0.00E+00	7.43E+03	7.83E+05	1.09E+05
RU-106	9.84E+04	0.00E+00	1.24E+04	0.00E+00	1.90E+05	1.61E+07	9.60E+05
AG-110M	1.38E+04	1.31E+04	7.99E+03	0.00E+00	2.50E+04	6.75E+06	2.73E+05
TE-125M	4.88E+03	2.24E+03	6.67E+02	1.40E+03	0.00E+00	5.36E+05	7.50E+04
TE-127M	1.80E+04	8.16E+03	2.18E+03	4.38E+03	6.54E+04	1.66E+06	1.59E+05
TE-129M	1.39E+04	6.58E+03	2.25E+03	4.58E+03	5.19E+04	1.98E+06	4.05E+05
I-131	3.54E+04	4.91E+04	2.64E+04	1.46E+07	8.40E+04	0.00E+00	6.49E+03
I-133	1.22E+04	2.05E+04	6.22E+03	2.92E+06	3.59E+04	0.00E+00	1.03E+04
CS-134	5.02E+05	1.13E+06	5.49E+05	0.00E+00	3.75E+05	1.46E+05	9.76E+03
CS-136	5.15E+04	1.94E+05	1.37E+05	0.00E+00	1.10E+05	1.78E+04	1.09E+04
CS-137	6.70E+05	8.48E+05	3.11E+05	0.00E+00	3.04E+05	1.21E+05	8.48E+03
BA-140	5.47E+04	6.70E+01	3.52E+03	0.00E+00	2.28E+01	2.03E+06	2.29E+05
CE-141	2.84E+04	1.90E+04	2.17E+03	0.00E+00	8.88E+03	6.14E+05	1.26E+05
CE-144	4.89E+06	2.02E+06	2.62E+05	0.00E+00	1.21E+06	1.34E+07	8.64E+05
PR-143	1.34E+04	5.31E+03	6.62E+02	0.00E+00	3.09E+03	4.83E+05	2.14E+05
ND-147	7.86E+03	8.56E+03	5.13E+02	0.00E+00	5.02E+03	3.72E+05	1.82E+05

TABLE 5.2.4
Pathway Dose Factors, R_i

AGE GROUP: ADULT PATHWAY: INHALATION

NUCLIDE	ORGAN DOSE FACTORS; mrem/year per $\mu\text{Ci}/\text{m}^3$						
	BONE	LIVER	T.BODY	THYROID	KIDNEY	LUNG	GI-LLI
H-3	0.00E+00	1.26E+03	1.26E+03	1.26E+03	1.26E+03	1.26E+03	1.26E+03
C-14	1.82E+04	3.41E+03	3.41E+03	3.41E+03	3.41E+03	3.41E+03	3.41E+03
CR-51	0.00E+00	0.00E+00	1.00E+02	5.95E+01	2.28E+01	1.44E+04	3.32E+03
MN-54	0.00E+00	3.96E+04	6.30E+03	0.00E+00	9.84E+03	1.40E+06	7.74E+04
FE-55	2.46E+04	1.70E+04	3.94E+03	0.00E+00	0.00E+00	7.21E+04	6.03E+03
FE-59	1.18E+04	2.78E+04	1.06E+04	0.00E+00	0.00E+00	1.02E+06	1.88E+05
CO-58	0.00E+00	1.58E+03	2.07E+03	0.00E+00	0.00E+00	9.28E+05	1.06E+05
CO-60	0.00E+00	1.15E+04	1.48E+04	0.00E+00	0.00E+00	5.97E+06	2.85E+05
NI-63	4.32E+05	3.14E+04	1.45E+04	0.00E+00	0.00E+00	1.78E+05	1.34E+04
ZN-65	3.24E+04	1.03E+05	4.66E+04	0.00E+00	6.90E+04	8.64E+05	5.34E+04
RB-86	0.00E+00	1.35E+05	5.90E+04	0.00E+00	0.00E+00	0.00E+00	1.66E+04
SR-89	3.04E+05	0.00E+00	8.72E+03	0.00E+00	0.00E+00	1.40E+06	3.50E+05
SR-90	9.92E+07	0.00E+00	6.10E+06	0.00E+00	0.00E+00	9.60E+06	7.22E+05
Y-91	4.62E+05	0.00E+00	1.24E+04	0.00E+00	0.00E+00	1.70E+06	3.85E+05
ZR-95	1.07E+05	3.44E+04	2.33E+04	0.00E+00	5.42E+04	1.77E+06	1.50E+05
NB-95	1.41E+04	7.82E+03	4.21E+03	0.00E+00	7.74E+03	5.05E+05	1.04E+05
RU-103	1.53E+03	0.00E+00	6.58E+02	0.00E+00	5.83E+03	5.05E+05	1.10E+05
RU-106	6.91E+04	0.00E+00	8.72E+03	0.00E+00	1.34E+05	9.36E+06	9.12E+05
AG-110M	1.08E+04	1.00E+04	5.94E+03	0.00E+00	1.97E+04	4.63E+06	3.02E+05
TE-125M	3.42E+03	1.58E+03	4.67E+02	1.05E+03	1.24E+04	3.14E+05	7.06E+04
TE-127M	1.26E+04	5.77E+03	1.57E+03	3.29E+03	4.58E+04	9.60E+05	1.50E+05
TE-129M	9.76E+03	4.67E+03	1.58E+03	3.44E+03	3.66E+04	1.16E+06	3.83E+05
I-131	2.52E+04	3.58E+04	2.05E+04	1.19E+07	6.13E+04	0.00E+00	6.28E+03
I-133	8.64E+03	1.48E+04	4.52E+03	2.15E+06	2.58E+04	0.00E+00	8.88E+03
CS-134	3.73E+05	8.48E+05	7.28E+05	0.00E+00	2.87E+05	9.76E+04	1.04E+04
CS-136	3.90E+04	1.46E+05	1.10E+05	0.00E+00	8.56E+04	1.20E+04	1.17E+04
CS-137	4.78E+05	6.21E+05	4.28E+05	0.00E+00	2.22E+05	7.52E+04	8.40E+03
BA-140	3.90E+04	4.90E+01	2.57E+03	0.00E+00	1.67E+01	1.27E+06	2.18E+05
CE-141	1.99E+04	1.35E+04	1.53E+03	0.00E+00	6.26E+03	3.62E+05	1.20E+05
CE-144	3.43E+06	1.43E+06	1.84E+05	0.00E+00	8.48E+05	7.78E+06	8.16E+05
PR-143	9.36E+03	3.75E+03	4.64E+02	0.00E+00	2.16E+03	2.81E+05	2.00E+05
ND-147	5.27E+03	6.10E+03	3.65E+02	0.00E+00	3.56E+03	2.21E+05	1.73E+05

TABLE 5.3.1
Pathway Dose Factors, R_i

AGE GROUP: ALL PATHWAY: GROUND PLANE

NUCLIDE	ORGAN DOSE FACTORS*	
	T.BODY	SKIN
H-3	0.00E+00	0.00E+00
C-14	0.00E+00	0.00E+00
CR-51	4.65E+06	5.50E+06
MN-54	1.39E+09	1.62E+09
FE-55	0.00E+00	0.00E+00
FE-59	2.73E+08	3.21E+08
CO-58	3.79E+08	4.44E+08
CO-60	2.15E+10	2.53E+10
NI-63	0.00E+00	0.00E+00
ZN-65	7.47E+08	8.59E+08
RB-86	8.97E+06	1.03E+07
SR-89	2.16E+04	2.51E+04
SR-90	0.00E+00	0.00E+00
Y-91	1.07E+06	1.21E+06
ZR-95	2.45E+08	2.84E+08
NB-95	1.37E+08	1.61E+08
RU-103	1.08E+08	1.26E+08
RU-106	4.22E+08	5.06E+08
AG-110M	3.44E+09	4.01E+09
TE-125M	1.55E+06	2.13E+06
TE-127M	9.17E+04	1.08E+05
TE-129M	1.98E+07	2.31E+07
I-131	1.72E+07	2.09E+07
I-133	2.45E+06	2.98E+06
CS-134	6.86E+09	8.00E+09
CS-136	1.51E+08	1.71E+08
CS-137	1.03E+10	1.20E+10
BA-140	2.06E+07	2.36E+07
CE-141	1.37E+07	1.54E+07
CE-144	6.96E+07	8.05E+07
PR-143	0.00E+00	0.00E+00
ND-147	8.39E+06	1.01E+07

* m² - mrem/year per μ Ci/sec.

TABLE 5.4.1
Pathway Dose Factors, R_i

AGE GROUP: INFANT PATHWAY: GRASS-COW-MILK

NUCLIDE	ORGAN DOSE FACTORS; m ² - mrem/year per μ Ci/sec						
	BONE	LIVER	T.BODY	THYROID	KIDNEY	LUNG	GI-LLI
H-3	0.00E+00	2.38E+03	2.38E+03	2.38E+03	2.38E+03	2.38E+03	2.38E+03
C-14	2.34E+09	5.00E+08	5.00E+08	5.00E+08	5.00E+08	5.00E+08	5.00E+08
CR-51	0.00E+00	0.00E+00	1.61E+05	1.05E+05	2.30E+04	2.05E+05	4.70E+06
MN-54	0.00E+00	3.91E+07	8.85E+06	0.00E+00	8.65E+06	0.00E+00	1.43E+07
FE-55	1.35E+08	8.74E+07	2.34E+07	0.00E+00	0.00E+00	4.27E+07	1.11E+07
FE-59	2.25E+08	3.93E+08	1.55E+08	0.00E+00	0.00E+00	1.16E+08	1.88E+08
CO-58	0.00E+00	2.43E+07	6.06E+07	0.00E+00	0.00E+00	0.00E+00	6.05E+07
CO-60	0.00E+00	8.83E+07	2.08E+08	0.00E+00	0.00E+00	0.00E+00	2.10E+08
NI-63	3.50E+10	2.16E+09	1.21E+09	0.00E+00	0.00E+00	0.00E+00	1.08E+08
ZN-65	5.56E+09	1.91E+10	8.79E+09	0.00E+00	9.24E+09	0.00E+00	1.61E+10
RB-86	0.00E+00	2.23E+10	1.10E+10	0.00E+00	0.00E+00	0.00E+00	5.70E+08
SR-89	1.26E+10	0.00E+00	3.62E+08	0.00E+00	0.00E+00	0.00E+00	2.59E+08
SR-90	1.22E+11	0.00E+00	3.10E+10	0.00E+00	0.00E+00	0.00E+00	1.52E+09
Y-91	7.34E+04	0.00E+00	1.95E+03	0.00E+00	0.00E+00	0.00E+00	5.26E+06
ZR-95	6.81E+03	1.66E+03	1.18E+03	0.00E+00	1.79E+03	0.00E+00	8.27E+05
NB-95	5.94E+05	2.45E+05	1.41E+05	0.00E+00	1.75E+05	0.00E+00	2.07E+08
RU-103	8.68E+03	0.00E+00	2.90E+03	0.00E+00	1.81E+04	0.00E+00	1.06E+05
RU-106	1.91E+05	0.00E+00	2.38E+04	0.00E+00	2.25E+05	0.00E+00	1.45E+06
AG-110M	3.86E+08	2.82E+08	1.87E+08	0.00E+00	4.03E+08	0.00E+00	1.46E+10
TE-125M	1.51E+08	5.05E+07	2.04E+07	5.08E+07	0.00E+00	0.00E+00	7.19E+07
TE-127M	4.22E+08	1.40E+08	5.10E+07	1.22E+08	1.04E+09	0.00E+00	1.70E+08
TE-129M	5.58E+08	1.91E+08	8.59E+07	2.14E+08	1.39E+09	0.00E+00	3.33E+08
I-131	2.72E+09	3.21E+09	1.41E+09	1.05E+12	3.75E+09	0.00E+00	1.15E+08
I-133	3.63E+07	5.29E+07	1.55E+07	9.62E+09	6.22E+07	0.00E+00	8.96E+06
CS-134	3.65E+10	6.81E+10	6.88E+09	0.00E+00	1.75E+10	7.19E+09	1.85E+08
CS-136	1.98E+09	5.83E+09	2.18E+09	0.00E+00	2.32E+09	4.75E+08	8.85E+07
CS-137	5.15E+10	6.03E+10	4.27E+09	0.00E+00	1.62E+10	6.55E+09	1.89E+08
BA-140	2.42E+08	2.42E+05	1.25E+07	0.00E+00	5.75E+04	1.49E+05	5.94E+07
CE-141	4.34E+04	2.65E+04	3.12E+03	0.00E+00	8.17E+03	0.00E+00	1.37E+07
CE-144	2.33E+06	9.53E+05	1.30E+05	0.00E+00	3.85E+05	0.00E+00	1.34E+08
PR-143	1.49E+03	5.56E+02	7.37E+01	0.00E+00	2.07E+02	0.00E+00	7.84E+05
ND-147	8.83E+02	9.07E+02	5.55E+01	0.00E+00	3.50E+02	0.00E+00	5.75E+05

TABLE 5.4.2
Pathway Dose Factors, R_i

AGE GROUP: CHILD PATHWAY: GRASS-COW-MILK

NUCLIDE	ORGAN DOSE FACTORS; m ² - mrem/year per μ Ci/sec						
	BONE	LIVER	T.BODY	THYROID	KIDNEY	LUNG	GI-LLI
H-3	0.00E+00	1.57E+03	1.57E+03	1.57E+03	1.57E+03	1.57E+03	1.57E+03
C-14	1.20E+09	2.39E+08	2.39E+08	2.39E+08	2.39E+08	2.39E+08	2.39E+08
CR-51	0.00E+00	0.00E+00	1.02E+05	5.65E+04	1.54E+04	1.03E+05	5.40E+06
MN-54	0.00E+00	2.10E+07	5.59E+06	0.00E+00	5.89E+06	0.00E+00	1.76E+07
FE-55	1.12E+08	5.94E+07	1.84E+07	0.00E+00	0.00E+00	3.36E+07	1.10E+07
FE-59	1.20E+08	1.95E+08	9.70E+07	0.00E+00	0.00E+00	5.65E+07	2.03E+08
CO-58	0.00E+00	1.21E+07	3.72E+07	0.00E+00	0.00E+00	0.00E+00	7.08E+07
CO-60	0.00E+00	4.32E+07	1.27E+08	0.00E+00	0.00E+00	0.00E+00	2.39E+08
NI-63	2.97E+10	1.59E+09	1.01E+09	0.00E+00	0.00E+00	0.00E+00	1.07E+08
ZN-65	4.14E+09	1.10E+10	6.86E+09	0.00E+00	6.95E+09	0.00E+00	1.94E+09
RB-86	0.00E+00	8.78E+09	5.40E+09	0.00E+00	0.00E+00	0.00E+00	5.65E+08
SR-89	6.63E+09	0.00E+00	1.89E+08	0.00E+00	0.00E+00	0.00E+00	2.57E+08
SR-90	1.12E+11	0.00E+00	2.84E+10	0.00E+00	0.00E+00	0.00E+00	1.51E+09
Y-91	3.91E+04	0.00E+00	1.05E+03	0.00E+00	0.00E+00	0.00E+00	5.21E+06
ZR-95	3.84E+03	8.43E+02	7.51E+02	0.00E+00	1.21E+03	0.00E+00	8.80E+05
NB-95	3.18E+05	1.24E+05	8.86E+04	0.00E+00	1.16E+05	0.00E+00	2.29E+08
RU-103	4.29E+03	0.00E+00	1.65E+03	0.00E+00	1.08E+04	0.00E+00	1.11E+05
RU-106	9.25E+04	0.00E+00	1.15E+04	0.00E+00	1.25E+05	0.00E+00	1.44E+06
AG-110M	2.09E+08	1.41E+08	1.13E+08	0.00E+00	2.63E+08	0.00E+00	1.68E+10
TE-125M	7.39E+07	2.00E+07	9.85E+06	2.07E+07	0.00E+00	0.00E+00	7.13E+07
TE-127M	2.08E+08	5.61E+07	2.47E+07	4.98E+07	5.94E+08	0.00E+00	1.69E+08
TE-129M	2.72E+08	7.59E+07	4.22E+07	8.76E+07	7.98E+08	0.00E+00	3.31E+08
I-131	1.31E+09	1.31E+09	7.46E+08	4.34E+11	2.16E+09	0.00E+00	1.17E+08
I-133	1.72E+07	2.13E+07	8.05E+06	3.95E+09	3.55E+07	0.00E+00	8.58E+06
CS-134	2.27E+10	3.72E+10	7.85E+09	0.00E+00	1.15E+10	4.14E+09	2.01E+08
CS-136	1.01E+09	2.79E+09	1.80E+09	0.00E+00	1.49E+09	2.21E+08	9.80E+07
CS-137	3.23E+10	3.09E+10	4.56E+09	0.00E+00	1.01E+10	3.62E+09	1.93E+08
BA-140	1.18E+08	1.03E+05	6.86E+06	0.00E+00	3.35E+04	6.14E+04	5.96E+07
CE-141	2.19E+04	1.09E+04	1.62E+03	0.00E+00	4.79E+03	0.00E+00	1.36E+07
CE-144	1.63E+06	5.09E+05	8.67E+04	0.00E+00	2.82E+05	0.00E+00	1.33E+08
PR-143	7.18E+02	2.16E+02	3.56E+01	0.00E+00	1.17E+02	0.00E+00	7.75E+05
ND-147	4.45E+02	3.61E+02	2.79E+01	0.00E+00	1.98E+02	0.00E+00	5.71E+05

TABLE 5.4.3
Pathway Dose Factors, R_i

AGE GROUP: TEEN PATHWAY: GRASS-COW-MILK

NUCLIDE	ORGAN DOSE FACTORS; m ² - mrem/year per μCi/sec						
	BONE	LIVER	T.BODY	THYROID	KIDNEY	LUNG	GI-LLI
H-3	0.00E+00	9.93E+02	9.93E+02	9.93E+02	9.93E+02	9.93E+02	9.93E+02
C-14	4.86E+08	9.73E+07	9.73E+07	9.73E+07	9.73E+07	9.73E+07	9.73E+07
CR-51	0.00E+00	0.00E+00	4.99E+04	2.77E+04	1.09E+04	7.13E+04	8.39E+06
MN-54	0.00E+00	1.40E+07	2.78E+06	0.00E+00	4.19E+06	0.00E+00	2.88E+07
FE-55	4.46E+07	3.16E+07	7.37E+06	0.00E+00	0.00E+00	2.01E+07	1.37E+07
FE-59	5.19E+07	1.21E+08	4.68E+07	0.00E+00	0.00E+00	3.82E+07	2.86E+08
CO-58	0.00E+00	7.94E+06	1.83E+07	0.00E+00	0.00E+00	0.00E+00	1.10E+08
CO-60	0.00E+00	2.78E+07	6.27E+07	0.00E+00	0.00E+00	0.00E+00	3.62E+08
NI-63	1.18E+10	8.36E+08	4.01E+08	0.00E+00	0.00E+00	0.00E+00	1.33E+08
ZN-65	2.11E+09	7.32E+09	3.42E+09	0.00E+00	4.69E+09	0.00E+00	3.10E+09
RB-86	0.00E+00	4.73E+09	2.22E+09	0.00E+00	0.00E+00	0.00E+00	7.00E+08
SR-89	2.68E+09	0.00E+00	7.67E+07	0.00E+00	0.00E+00	0.00E+00	3.19E+08
SR-90	6.62E+10	0.00E+00	1.63E+10	0.00E+00	0.00E+00	0.00E+00	1.86E+09
Y-91	1.58E+04	0.00E+00	4.24E+02	0.00E+00	0.00E+00	0.00E+00	6.48E+06
ZR-95	1.65E+03	5.21E+02	3.58E+02	0.00E+00	7.65E+02	0.00E+00	1.20E+06
NB-95	1.41E+05	7.82E+04	4.30E+04	0.00E+00	7.58E+04	0.00E+00	3.34E+08
RU-103	1.81E+03	0.00E+00	7.75E+02	0.00E+00	6.39E+03	0.00E+00	1.51E+05
RU-106	3.76E+04	0.00E+00	4.73E+03	0.00E+00	7.24E+04	0.00E+00	1.80E+06
AG-110M	9.64E+07	9.12E+07	5.55E+07	0.00E+00	1.74E+08	0.00E+00	2.56E+10
TE-125M	3.01E+07	1.08E+07	4.02E+06	8.40E+06	0.00E+00	0.00E+00	8.87E+07
TE-127M	8.45E+07	3.00E+07	1.00E+07	2.01E+07	3.42E+08	0.00E+00	2.11E+08
TE-129M	1.10E+08	4.09E+07	1.74E+07	3.56E+07	4.61E+08	0.00E+00	4.14E+08
I-131	5.38E+08	7.53E+08	4.05E+08	2.20E+11	1.30E+09	0.00E+00	1.49E+08
I-133	7.08E+06	1.20E+07	3.66E+06	1.68E+09	2.11E+07	0.00E+00	9.09E+06
CS-134	9.83E+09	2.31E+10	1.07E+10	0.00E+00	7.35E+09	2.81E+09	2.88E+08
CS-136	4.49E+08	1.77E+09	1.19E+09	0.00E+00	9.63E+08	1.52E+08	1.42E+08
CS-137	1.34E+10	1.78E+10	6.21E+09	0.00E+00	6.06E+09	2.36E+09	2.54E+08
BA-140	4.87E+07	5.97E+04	3.14E+06	0.00E+00	2.02E+04	4.01E+04	7.51E+07
CE-141	8.89E+03	5.94E+03	6.82E+02	0.00E+00	2.80E+03	0.00E+00	1.70E+07
CE-144	6.59E+05	2.73E+05	3.54E+04	0.00E+00	1.63E+05	0.00E+00	1.66E+08
PR-143	2.90E+02	1.16E+02	1.44E+01	0.00E+00	6.73E+01	0.00E+00	9.55E+05
ND-147	1.81E+02	1.97E+02	1.18E+01	0.00E+00	1.16E+02	0.00E+00	7.12E+05

TABLE 5.4.4
Pathway Dose Factors, R_i

AGE GROUP: ADULT PATHWAY: GRASS-COW-MILK

NUCLIDE	ORGAN DOSE FACTORS; m ² - mrem/year per μ Ci/sec						
	BONE	LIVER	T.BODY	THYROID	KIDNEY	LUNG	GI-LLI
H-3	0.00E+00	7.62E+02	7.62E+02	7.62E+02	7.62E+02	7.62E+02	7.62E+02
C-14	2.63E+08	5.26E+07	5.26E+07	5.26E+07	5.26E+07	5.26E+07	5.26E+07
CR-51	0.00E+00	0.00E+00	2.85E+04	1.70E+04	6.28E+03	3.78E+04	7.17E+06
MN-54	0.00E+00	8.40E+06	1.60E+06	0.00E+00	2.50E+06	0.00E+00	2.57E+07
FE-55	2.51E+07	1.73E+07	4.04E+06	0.00E+00	0.00E+00	9.66E+06	9.93E+06
FE-59	2.97E+07	6.97E+07	2.67E+07	0.00E+00	0.00E+00	1.95E+07	2.32E+08
CO-58	0.00E+00	4.71E+06	1.05E+07	0.00E+00	0.00E+00	0.00E+00	9.54E+07
CO-60	0.00E+00	1.64E+07	3.61E+07	0.00E+00	0.00E+00	0.00E+00	3.08E+08
NI-63	6.72E+09	4.65E+08	2.25E+08	0.00E+00	0.00E+00	0.00E+00	9.71E+07
ZN-65	1.37E+09	4.36E+09	1.97E+09	0.00E+00	2.91E+09	0.00E+00	2.74E+09
RB-86	0.00E+00	2.59E+09	1.21E+09	0.00E+00	0.00E+00	0.00E+00	5.10E+08
SR-89	1.45E+09	0.00E+00	4.16E+07	0.00E+00	0.00E+00	0.00E+00	2.32E+08
SR-90	4.67E+10	0.00E+00	1.15E+10	0.00E+00	0.00E+00	0.00E+00	1.35E+09
Y-91	8.57E+03	0.00E+00	2.29E+02	0.00E+00	0.00E+00	0.00E+00	4.72E+06
ZR-95	9.41E+02	3.02E+02	2.04E+02	0.00E+00	4.74E+02	0.00E+00	9.57E+05
NB-95	8.24E+04	4.58E+04	2.46E+04	0.00E+00	4.53E+04	0.00E+00	2.78E+08
RU-103	1.02E+03	0.00E+00	4.38E+02	0.00E+00	3.88E+03	0.00E+00	1.19E+05
RU-106	2.04E+04	0.00E+00	2.58E+03	0.00E+00	3.93E+04	0.00E+00	1.32E+06
AG-110M	5.81E+07	5.38E+07	3.19E+07	0.00E+00	1.06E+08	0.00E+00	2.19E+10
TE-125M	1.63E+07	5.89E+06	2.18E+06	4.89E+06	6.61E+07	0.00E+00	6.49E+07
TE-127M	4.57E+07	1.63E+07	5.57E+06	1.17E+07	1.86E+08	0.00E+00	1.53E+08
TE-129M	6.01E+07	2.24E+07	9.51E+06	2.06E+07	2.51E+08	0.00E+00	3.02E+08
I-131	2.96E+08	4.23E+08	2.42E+08	1.39E+11	7.25E+08	0.00E+00	1.12E+08
I-133	3.87E+06	6.73E+06	2.05E+06	9.88E+08	1.17E+07	0.00E+00	6.04E+06
CS-134	5.64E+09	1.34E+10	1.10E+10	0.00E+00	4.34E+09	1.44E+09	2.35E+08
CS-136	2.63E+08	1.04E+09	7.48E+08	0.00E+00	5.78E+08	7.92E+07	1.18E+08
CS-137	7.37E+09	1.01E+10	6.60E+09	0.00E+00	3.42E+09	1.14E+09	1.95E+08
BA-140	2.69E+07	3.38E+04	1.76E+06	0.00E+00	1.15E+04	1.94E+04	5.54E+07
CE-141	4.84E+03	3.27E+03	3.71E+02	0.00E+00	1.52E+03	0.00E+00	1.25E+07
CE-144	3.57E+05	1.49E+05	1.92E+04	0.00E+00	8.85E+04	0.00E+00	1.21E+08
PR-143	1.57E+02	6.32E+01	7.81E+00	0.00E+00	3.65E+01	0.00E+00	6.90E+05
ND-147	9.40E+01	1.09E+02	6.50E+00	0.00E+00	6.35E+01	0.00E+00	5.22E+05

TABLE 5.5.1
Pathway Dose Factors, R_i

AGE GROUP: INFANT PATHWAY: GRASS-GOAT-MILK

NUCLIDE	ORGAN DOSE FACTORS; $m^2 \cdot mrem/year$ per $\mu Ci/sec$						
	BONE	LIVER	T.BODY	THYROID	KIDNEY	LUNG	GI-LLI
H-3	0.00E+00	4.86E+03	4.86E+03	4.86E+03	4.86E+03	4.86E+03	4.86E+03
C-14	2.34E+09	5.00E+08	5.00E+08	5.00E+08	5.00E+08	5.00E+08	5.00E+08
CR-51	0.00E+00	0.00E+00	1.94E+04	1.26E+04	2.76E+03	2.46E+04	5.64E+05
MN-54	0.00E+00	4.68E+06	1.06E+06	0.00E+00	1.04E+06	0.00E+00	1.72E+06
FE-55	1.76E+06	1.14E+06	3.03E+05	0.00E+00	0.00E+00	5.55E+05	1.44E+05
FE-59	2.92E+06	5.10E+06	2.01E+06	0.00E+00	0.00E+00	1.51E+06	2.44E+06
CO-58	0.00E+00	2.91E+06	7.26E+06	0.00E+00	0.00E+00	0.00E+00	7.25E+06
CO-60	0.00E+00	1.06E+07	2.50E+07	0.00E+00	0.00E+00	0.00E+00	2.52E+07
NI-63	4.19E+09	2.59E+08	1.46E+08	0.00E+00	0.00E+00	0.00E+00	1.29E+07
ZN-65	6.67E+08	2.29E+09	1.05E+09	0.00E+00	1.11E+09	0.00E+00	1.93E+09
RB-86	0.00E+00	2.67E+09	1.32E+09	0.00E+00	0.00E+00	0.00E+00	6.83E+07
SR-89	2.65E+10	0.00E+00	7.59E+08	0.00E+00	0.00E+00	0.00E+00	5.44E+08
SR-90	2.55E+11	0.00E+00	6.50E+10	0.00E+00	0.00E+00	0.00E+00	3.19E+09
Y-91	8.80E+03	0.00E+00	2.34E+02	0.00E+00	0.00E+00	0.00E+00	6.31E+05
ZR-95	8.17E+02	1.99E+02	1.41E+02	0.00E+00	2.15E+02	0.00E+00	9.91E+04
NB-95	7.13E+04	2.93E+04	1.70E+04	0.00E+00	2.10E+04	0.00E+00	2.48E+07
RU-103	1.04E+03	0.00E+00	3.48E+02	0.00E+00	2.17E+03	0.00E+00	1.27E+04
RU-106	2.28E+04	0.00E+00	2.85E+03	0.00E+00	2.70E+04	0.00E+00	1.73E+05
AG-110M	4.63E+07	3.38E+07	2.24E+07	0.00E+00	4.84E+07	0.00E+00	1.75E+09
TE-125M	1.81E+07	6.05E+06	2.45E+06	6.09E+06	0.00E+00	0.00E+00	8.62E+06
TE-127M	5.06E+07	1.68E+07	6.12E+06	1.46E+07	1.24E+08	0.00E+00	2.04E+07
TE-129M	6.69E+07	2.29E+07	1.03E+07	2.57E+07	1.67E+08	0.00E+00	3.99E+07
I-131	3.27E+09	3.85E+09	1.69E+09	1.27E+12	4.50E+09	0.00E+00	1.37E+08
I-133	4.36E+07	6.35E+07	1.86E+07	1.15E+10	7.46E+07	0.00E+00	1.07E+07
CS-134	1.09E+11	2.04E+11	2.06E+10	0.00E+00	5.26E+10	2.15E+10	5.55E+08
CS-136	5.94E+09	1.75E+10	6.52E+09	0.00E+00	6.96E+09	1.42E+09	2.65E+08
CS-137	1.54E+11	1.81E+11	1.28E+10	0.00E+00	4.85E+10	1.96E+10	5.65E+08
BA-140	2.90E+07	2.90E+04	1.50E+06	0.00E+00	6.89E+03	1.78E+04	7.13E+06
CE-141	5.21E+03	3.18E+03	3.74E+02	0.00E+00	9.79E+02	0.00E+00	1.64E+06
CE-144	2.79E+05	1.14E+05	1.56E+04	0.00E+00	4.62E+04	0.00E+00	1.60E+07
PR-143	1.78E+02	6.66E+01	8.83E+00	0.00E+00	2.48E+01	0.00E+00	9.40E+04
ND-147	1.06E+02	1.09E+02	6.66E+00	0.00E+00	4.19E+01	0.00E+00	6.89E+04

TABLE 5.5.2
Pathway Dose Factors, R_i

AGE GROUP: CHILD PATHWAY: GRASS-GOAT-MILK

NUCLIDE	ORGAN DOSE FACTORS; m ² - mrem/year per μCi/sec						
	BONE	LIVER	T.BODY	THYROID	KIDNEY	LUNG	GI-LLI
H-3	0.00E+00	3.20E+03	3.20E+03	3.20E+03	3.20E+03	3.20E+03	3.20E+03
C-14	1.20E+09	2.39E+08	2.39E+08	2.39E+08	2.39E+08	2.39E+08	2.39E+08
CR-51	0.00E+00	0.00E+00	1.22E+04	6.78E+03	1.85E+03	1.24E+04	6.48E+05
MN-54	0.00E+00	2.52E+06	6.71E+05	0.00E+00	7.06E+05	0.00E+00	2.11E+06
FE-55	1.45E+06	7.71E+05	2.39E+05	0.00E+00	0.00E+00	4.36E+05	1.43E+05
FE-59	1.56E+06	2.53E+06	1.26E+06	0.00E+00	0.00E+00	7.34E+05	2.64E+06
CO-58	0.00E+00	1.46E+06	4.46E+06	0.00E+00	0.00E+00	0.00E+00	8.49E+06
CO-60	0.00E+00	5.18E+06	1.53E+07	0.00E+00	0.00E+00	0.00E+00	2.87E+07
NI-63	3.56E+09	1.91E+08	1.21E+08	0.00E+00	0.00E+00	0.00E+00	1.28E+07
ZN-65	4.96E+08	1.32E+09	8.22E+08	0.00E+00	8.33E+08	0.00E+00	2.32E+08
RB-86	0.00E+00	1.05E+09	6.47E+08	0.00E+00	0.00E+00	0.00E+00	6.77E+07
SR-89	1.39E+10	0.00E+00	3.97E+08	0.00E+00	0.00E+00	0.00E+00	5.39E+08
SR-90	2.35E+11	0.00E+00	5.95E+10	0.00E+00	0.00E+00	0.00E+00	3.16E+09
Y-91	4.69E+03	0.00E+00	1.25E+02	0.00E+00	0.00E+00	0.00E+00	6.24E+05
ZR-95	4.60E+02	1.01E+02	9.00E+01	0.00E+00	1.45E+02	0.00E+00	1.05E+05
NB-95	3.82E+04	1.49E+04	1.06E+04	0.00E+00	1.40E+04	0.00E+00	2.75E+07
RU-103	5.14E+02	0.00E+00	1.98E+02	0.00E+00	1.29E+03	0.00E+00	1.33E+04
RU-106	1.11E+04	0.00E+00	1.38E+03	0.00E+00	1.50E+04	0.00E+00	1.73E+05
AG-110M	2.51E+07	1.69E+07	1.35E+07	0.00E+00	3.15E+07	0.00E+00	2.01E+09
TE-125M	8.86E+06	2.40E+06	1.18E+06	2.49E+06	0.00E+00	0.00E+00	8.55E+06
TE-127M	2.50E+07	6.72E+06	2.96E+06	5.97E+06	7.12E+07	0.00E+00	2.02E+07
TE-129M	3.26E+07	9.10E+06	5.06E+06	1.05E+07	9.56E+07	0.00E+00	3.97E+07
I-131	1.57E+09	1.57E+09	8.95E+08	5.21E+11	2.58E+09	0.00E+00	1.40E+08
I-133	2.06E+07	2.55E+07	9.66E+06	4.74E+09	4.25E+07	0.00E+00	1.03E+07
CS-134	6.80E+10	1.12E+11	2.35E+10	0.00E+00	3.46E+10	1.24E+10	6.01E+08
CS-136	3.04E+09	8.36E+09	5.41E+09	0.00E+00	4.45E+09	6.64E+08	2.94E+08
CS-137	9.68E+10	9.26E+10	1.37E+10	0.00E+00	3.02E+10	1.09E+10	5.80E+08
BA-140	1.41E+07	1.24E+04	8.23E+05	0.00E+00	4.02E+03	7.37E+03	7.15E+06
CE-141	2.63E+03	1.31E+03	1.95E+02	0.00E+00	5.74E+02	0.00E+00	1.63E+06
CE-144	1.95E+05	6.11E+04	1.04E+04	0.00E+00	3.38E+04	0.00E+00	1.59E+07
PR-143	8.61E+01	2.59E+01	4.27E+00	0.00E+00	1.40E+01	0.00E+00	9.29E+04
ND-147	5.34E+01	4.33E+01	3.35E+00	0.00E+00	2.37E+01	0.00E+00	6.85E+04

TABLE 5.5.3
Pathway Dose Factors, R_i

AGE GROUP: TEEN PATHWAY: GRASS-GOAT-MILK

NUCLIDE	ORGAN DOSE FACTORS; m ² - mrem/year per μCi/sec						
	BONE	LIVER	T.BODY	THYROID	KIDNEY	LUNG	GI-LLI
H-3	0.00E+00	2.04E+03	2.04E+03	2.04E+03	2.04E+03	2.04E+03	2.04E+03
C-14	4.86E+08	9.72E+07	9.72E+07	9.72E+07	9.72E+07	9.72E+07	9.72E+07
CR-51	0.00E+00	0.00E+00	5.99E+03	3.33E+03	1.31E+03	8.55E+03	1.01E+06
MN-54	0.00E+00	1.68E+06	3.34E+05	0.00E+00	5.02E+05	0.00E+00	3.45E+06
FE-55	5.79E+05	4.11E+05	9.58E+04	0.00E+00	0.00E+00	2.61E+05	1.78E+05
FE-59	6.74E+05	1.57E+06	6.08E+05	0.00E+00	0.00E+00	4.96E+05	3.72E+06
CO-58	0.00E+00	9.53E+05	2.20E+06	0.00E+00	0.00E+00	0.00E+00	1.31E+07
CO-60	0.00E+00	3.34E+06	7.52E+06	0.00E+00	0.00E+00	0.00E+00	4.35E+07
NI-63	1.42E+09	1.00E+08	4.81E+07	0.00E+00	0.00E+00	0.00E+00	1.60E+07
ZN-65	2.53E+08	8.78E+08	4.10E+08	0.00E+00	5.62E+08	0.00E+00	3.72E+08
RB-86	0.00E+00	5.67E+08	2.67E+08	0.00E+00	0.00E+00	0.00E+00	8.40E+07
SR-89	5.62E+09	0.00E+00	1.61E+08	0.00E+00	0.00E+00	0.00E+00	6.69E+08
SR-90	1.39E+11	0.00E+00	3.43E+10	0.00E+00	0.00E+00	0.00E+00	3.90E+09
Y-91	1.90E+03	0.00E+00	5.09E+01	0.00E+00	0.00E+00	0.00E+00	7.78E+05
ZR-95	1.98E+02	6.25E+01	4.30E+01	0.00E+00	9.18E+01	0.00E+00	1.44E+05
NB-95	1.69E+04	9.38E+03	5.16E+03	0.00E+00	9.09E+03	0.00E+00	4.01E+07
RU-103	2.17E+02	0.00E+00	9.29E+01	0.00E+00	7.66E+02	0.00E+00	1.82E+04
RU-106	4.50E+03	0.00E+00	5.68E+02	0.00E+00	8.69E+03	0.00E+00	2.16E+05
AG-110M	1.16E+07	1.09E+07	6.65E+06	0.00E+00	2.09E+07	0.00E+00	3.07E+09
TE-125M	3.61E+06	1.30E+06	4.82E+05	1.01E+06	0.00E+00	0.00E+00	1.06E+07
TE-127M	1.01E+07	3.59E+06	1.20E+06	2.41E+06	4.11E+07	0.00E+00	2.52E+07
TE-129M	1.32E+07	4.90E+06	2.09E+06	4.26E+06	5.53E+07	0.00E+00	4.96E+07
I-131	6.45E+08	9.03E+08	4.85E+08	2.64E+11	1.56E+09	0.00E+00	1.79E+08
I-133	8.49E+06	1.44E+07	4.40E+06	2.01E+09	2.53E+07	0.00E+00	1.09E+07
CS-134	2.95E+10	6.93E+10	3.22E+10	0.00E+00	2.20E+10	8.41E+09	8.62E+08
CS-136	1.35E+09	5.30E+09	3.56E+09	0.00E+00	2.89E+09	4.55E+08	4.27E+08
CS-137	4.02E+10	5.34E+10	1.86E+10	0.00E+00	1.82E+10	7.07E+09	7.60E+08
BA-140	5.84E+06	7.16E+03	3.76E+05	0.00E+00	2.43E+03	4.81E+03	9.01E+06
CE-141	1.07E+03	7.12E+02	8.18E+01	0.00E+00	3.35E+02	0.00E+00	2.04E+06
CE-144	7.90E+04	3.27E+04	4.25E+03	0.00E+00	1.95E+04	0.00E+00	1.99E+07
PR-143	3.48E+01	1.39E+01	1.73E+00	0.00E+00	8.08E+00	0.00E+00	1.15E+05
ND-147	2.18E+01	2.37E+01	1.42E+00	0.00E+00	1.39E+01	0.00E+00	8.54E+04

TABLE 5.5.4
Pathway Dose Factors, R_i

AGE GROUP: ADULT PATHWAY: GRASS-GOAT-MILK

NUCLIDE	ORGAN DOSE FACTORS; m ² - mrem/year per μ Ci/sec						
	BONE	LIVER	T.BODY	THYROID	KIDNEY	LUNG	GI-LLI
H-3	0.00E+00	1.56E+03	1.56E+03	1.56E+03	1.56E+03	1.56E+03	1.56E+03
C-14	2.64E+08	5.27E+07	5.27E+07	5.27E+07	5.27E+07	5.27E+07	5.27E+07
CR-51	0.00E+00	0.00E+00	3.43E+03	2.05E+03	7.56E+02	4.55E+03	8.63E+05
MN-54	0.00E+00	1.01E+06	1.93E+05	0.00E+00	3.01E+05	0.00E+00	3.10E+06
FE-55	3.27E+05	2.26E+05	5.26E+04	0.00E+00	0.00E+00	1.26E+05	1.30E+05
FE-59	3.87E+05	9.09E+05	3.48E+05	0.00E+00	0.00E+00	2.54E+05	3.03E+06
CO-58	0.00E+00	5.66E+05	1.27E+06	0.00E+00	0.00E+00	0.00E+00	1.15E+07
CO-60	0.00E+00	1.97E+06	4.35E+06	0.00E+00	0.00E+00	0.00E+00	3.70E+07
NI-63	8.08E+08	5.60E+07	2.71E+07	0.00E+00	0.00E+00	0.00E+00	1.17E+07
ZN-65	1.65E+08	5.24E+08	2.37E+08	0.00E+00	3.51E+08	0.00E+00	3.30E+08
RB-86	0.00E+00	3.12E+08	1.45E+08	0.00E+00	0.00E+00	0.00E+00	6.14E+07
SR-89	3.05E+09	0.00E+00	8.76E+07	0.00E+00	0.00E+00	0.00E+00	4.89E+08
SR-90	9.84E+10	0.00E+00	2.41E+10	0.00E+00	0.00E+00	0.00E+00	2.84E+09
Y-91	1.03E+03	0.00E+00	2.76E+01	0.00E+00	0.00E+00	0.00E+00	5.68E+05
ZR-95	1.13E+02	3.63E+01	2.46E+01	0.00E+00	5.70E+01	0.00E+00	1.15E+05
NB-95	9.92E+03	5.52E+03	2.97E+03	0.00E+00	5.45E+03	0.00E+00	3.35E+07
RU-103	1.22E+02	0.00E+00	5.27E+01	0.00E+00	4.67E+02	0.00E+00	1.43E+04
RU-106	2.45E+03	0.00E+00	3.10E+02	0.00E+00	4.73E+03	0.00E+00	1.59E+05
AG-110M	6.99E+06	6.47E+06	3.84E+06	0.00E+00	1.27E+07	0.00E+00	2.64E+09
TE-125M	1.96E+06	7.09E+05	2.62E+05	5.89E+05	7.96E+06	0.00E+00	7.81E+06
TE-127M	5.50E+06	1.97E+06	6.70E+05	1.41E+06	2.23E+07	0.00E+00	1.84E+07
TE-129M	7.23E+06	2.70E+06	1.14E+06	2.48E+06	3.02E+07	0.00E+00	3.64E+07
I-131	3.56E+08	5.09E+08	2.92E+08	1.67E+11	8.73E+08	0.00E+00	1.34E+08
I-133	4.65E+06	8.10E+06	2.47E+06	1.19E+09	1.41E+07	0.00E+00	7.28E+06
CS-134	1.70E+10	4.04E+10	3.30E+10	0.00E+00	1.31E+10	4.34E+09	7.07E+08
CS-136	7.92E+08	3.13E+09	2.25E+09	0.00E+00	1.74E+09	2.38E+08	3.55E+08
CS-137	2.22E+10	3.03E+10	1.99E+10	0.00E+00	1.03E+10	3.42E+09	5.87E+08
BA-140	3.24E+06	4.07E+03	2.12E+05	0.00E+00	1.38E+03	2.33E+03	6.67E+06
CE-141	5.82E+02	3.94E+02	4.47E+01	0.00E+00	1.83E+02	0.00E+00	1.51E+06
CE-144	4.30E+04	1.80E+04	2.31E+03	0.00E+00	1.07E+04	0.00E+00	1.45E+07
PR-143	1.90E+01	7.60E+00	9.40E-01	0.00E+00	4.39E+00	0.00E+00	8.30E+04
ND-147	1.13E+01	1.31E+01	7.82E-01	0.00E+00	7.65E+00	0.00E+00	6.28E+04

AGE GROUP: INFANT PATHWAY: GRASS-COW-MEAT

[illegible]

TABLE 5.6.2
Pathway Dose Factors, R_i

AGE GROUP: CHILD PATHWAY: GRASS-COW-MEAT

NUCLIDE	ORGAN DOSE FACTORS; m ² - mrem/year per μ Ci/sec						
	BONE	LIVER	T.BODY	THYROID	KIDNEY	LUNG	GI-LLI
H-3	0.00E+00	2.34E+02	2.34E+02	2.34E+02	2.34E+02	2.34E+02	2.34E+02
C-14	3.84E+08	7.67E+07	7.67E+07	7.67E+07	7.67E+07	7.67E+07	7.67E+07
CR-51	0.00E+00	0.00E+00	8.78E+03	4.88E+03	1.33E+03	8.90E+03	4.66E+05
MN-54	0.00E+00	8.01E+06	2.13E+06	0.00E+00	2.25E+06	0.00E+00	6.73E+06
FE-55	4.57E+08	2.43E+08	7.52E+07	0.00E+00	0.00E+00	1.37E+08	4.49E+07
FE-59	3.77E+08	6.10E+08	3.04E+08	0.00E+00	0.00E+00	1.77E+08	6.35E+08
CO-58	0.00E+00	1.64E+07	5.03E+07	0.00E+00	0.00E+00	0.00E+00	9.58E+07
CO-60	0.00E+00	6.93E+07	2.04E+08	0.00E+00	0.00E+00	0.00E+00	3.84E+08
NI-63	2.91E+10	1.56E+09	9.91E+08	0.00E+00	0.00E+00	0.00E+00	1.05E+08
ZN-65	3.76E+08	1.00E+09	6.22E+08	0.00E+00	6.31E+08	0.00E+00	1.76E+08
RB-86	0.00E+00	5.76E+08	3.54E+08	0.00E+00	0.00E+00	0.00E+00	3.71E+07
SR-89	4.82E+08	0.00E+00	1.38E+07	0.00E+00	0.00E+00	0.00E+00	1.87E+07
SR-90	1.04E+10	0.00E+00	2.64E+09	0.00E+00	0.00E+00	0.00E+00	1.40E+08
Y-91	1.80E+06	0.00E+00	4.82E+04	0.00E+00	0.00E+00	0.00E+00	2.40E+08
ZR-95	2.66E+06	5.86E+05	5.21E+05	0.00E+00	8.38E+05	0.00E+00	6.11E+08
NB-95	3.10E+06	1.21E+06	8.63E+05	0.00E+00	1.13E+06	0.00E+00	2.23E+09
RU-103	1.55E+08	0.00E+00	5.96E+07	0.00E+00	3.90E+08	0.00E+00	4.01E+09
RU-106	4.44E+09	0.00E+00	5.54E+08	0.00E+00	6.00E+09	0.00E+00	6.91E+10
AG-110M	8.39E+06	5.67E+06	4.53E+06	0.00E+00	1.06E+07	0.00E+00	6.74E+08
TE-125M	5.69E+08	1.54E+08	7.59E+07	1.60E+08	0.00E+00	0.00E+00	5.49E+08
TE-127M	1.78E+09	4.78E+08	2.11E+08	4.25E+08	5.06E+09	0.00E+00	1.44E+09
TE-129M	1.79E+09	5.00E+08	2.78E+08	5.77E+08	5.26E+09	0.00E+00	2.18E+09
I-131	1.66E+07	1.67E+07	9.48E+06	5.52E+09	2.74E+07	0.00E+00	1.48E+06
I-133	5.72E-01	7.08E-01	2.68E-01	1.31E+02	1.18E+00	0.00E+00	2.85E-01
CS-134	9.23E+08	1.51E+09	3.19E+08	0.00E+00	4.69E+08	1.68E+08	8.16E+06
CS-136	1.63E+07	4.48E+07	2.90E+07	0.00E+00	2.39E+07	3.56E+06	1.57E+06
CS-137	1.33E+09	1.28E+09	1.89E+08	0.00E+00	4.16E+08	1.50E+08	8.00E+06
BA-140	4.42E+07	3.87E+04	2.58E+06	0.00E+00	1.26E+04	2.31E+04	2.24E+07
CE-141	2.22E+04	1.11E+04	1.65E+03	0.00E+00	4.86E+03	0.00E+00	1.38E+07
CE-144	2.32E+06	7.26E+05	1.24E+05	0.00E+00	4.02E+05	0.00E+00	1.89E+08
PR-143	3.33E+04	1.00E+04	1.65E+03	0.00E+00	5.42E+03	0.00E+00	3.60E+07
ND-147	1.17E+04	9.48E+03	7.34E+02	0.00E+00	5.20E+03	0.00E+00	1.50E+07

TABLE 5.6.3
Pathway Dose Factors, R_i

AGE GROUP: TEEN PATHWAY: GRASS-COW-MEAT

NUCLIDE	ORGAN DOSE FACTORS; m ² - mrem/year per μ Ci/sec						
	BONE	LIVER	T.BODY	THYROID	KIDNEY	LUNG	GI-LLI
H-3	0.00E+00	1.93E+02	1.93E+02	1.93E+02	1.93E+02	1.93E+02	1.93E+02
C-14	2.04E+08	4.08E+07	4.08E+07	4.08E+07	4.08E+07	4.08E+07	4.08E+07
CR-51	0.00E+00	0.00E+00	5.63E+03	3.13E+03	1.23E+03	8.03E+03	9.46E+05
MN-54	0.00E+00	7.00E+06	1.39E+06	0.00E+00	2.09E+06	0.00E+00	1.44E+07
FE-55	2.38E+08	1.69E+08	3.94E+07	0.00E+00	0.00E+00	1.07E+08	7.31E+07
FE-59	2.12E+08	4.95E+08	1.91E+08	0.00E+00	0.00E+00	1.56E+08	1.17E+09
CO-58	0.00E+00	1.40E+07	3.24E+07	0.00E+00	0.00E+00	0.00E+00	1.94E+08
CO-60	0.00E+00	5.83E+07	1.31E+08	0.00E+00	0.00E+00	0.00E+00	7.60E+08
NI-63	1.52E+10	1.07E+09	5.15E+08	0.00E+00	0.00E+00	0.00E+00	1.71E+08
ZN-65	2.50E+08	8.68E+08	4.05E+08	0.00E+00	5.56E+08	0.00E+00	3.68E+08
RB-86	0.00E+00	4.06E+08	1.91E+08	0.00E+00	0.00E+00	0.00E+00	6.00E+07
SR-89	2.55E+08	0.00E+00	7.29E+06	0.00E+00	0.00E+00	0.00E+00	3.03E+07
SR-90	8.04E+09	0.00E+00	1.99E+09	0.00E+00	0.00E+00	0.00E+00	2.26E+08
Y-91	9.54E+05	0.00E+00	2.56E+04	0.00E+00	0.00E+00	0.00E+00	3.91E+08
ZR-95	1.50E+06	4.73E+05	3.25E+05	0.00E+00	6.95E+05	0.00E+00	1.09E+09
NB-95	1.79E+06	9.95E+05	5.48E+05	0.00E+00	9.64E+05	0.00E+00	4.25E+09
RU-103	8.56E+07	0.00E+00	3.66E+07	0.00E+00	3.02E+08	0.00E+00	7.15E+09
RU-106	2.36E+09	0.00E+00	2.97E+08	0.00E+00	4.54E+09	0.00E+00	1.13E+11
AG-110M	5.06E+06	4.78E+06	2.91E+06	0.00E+00	9.13E+06	0.00E+00	1.34E+09
TE-125M	3.03E+08	1.09E+08	4.05E+07	8.46E+07	0.00E+00	0.00E+00	8.94E+08
TE-127M	9.41E+08	3.34E+08	1.12E+08	2.24E+08	3.81E+09	0.00E+00	2.35E+09
TE-129M	9.49E+08	3.52E+08	1.50E+08	3.06E+08	3.97E+09	0.00E+00	3.56E+09
I-131	8.93E+06	1.25E+07	6.72E+06	3.65E+09	2.15E+07	0.00E+00	2.47E+06
I-133	3.08E-01	5.22E-01	1.59E-01	7.29E+01	9.16E-01	0.00E+00	3.95E-01
CS-134	5.23E+08	1.23E+09	5.71E+08	0.00E+00	3.91E+08	1.49E+08	1.53E+07
CS-136	9.43E+06	3.71E+07	2.49E+07	0.00E+00	2.02E+07	3.18E+06	2.99E+06
CS-137	7.24E+08	9.63E+08	3.35E+08	0.00E+00	3.28E+08	1.27E+08	1.37E+07
BA-140	2.39E+07	2.93E+04	1.54E+06	0.00E+00	9.94E+03	1.97E+04	3.69E+07
CE-141	1.18E+04	7.87E+03	9.05E+02	0.00E+00	3.71E+03	0.00E+00	2.25E+07
CE-144	1.23E+06	5.08E+05	6.60E+04	0.00E+00	3.03E+05	0.00E+00	3.09E+08
PR-143	1.76E+04	7.03E+03	8.76E+02	0.00E+00	4.08E+03	0.00E+00	5.79E+07
ND-147	6.23E+03	6.78E+03	4.06E+02	0.00E+00	3.98E+03	0.00E+00	2.44E+07

TABLE 5.6.4
Pathway Dose Factors, R_i

AGE GROUP: ADULT PATHWAY: GRASS-COW-MEAT

NUCLIDE	ORGAN DOSE FACTORS; m ² - mrem/year per μCi/sec						
	BONE	LIVER	T.BODY	THYROID	KIDNEY	LUNG	GI-LLI
H-3	0.00E+00	3.24E+02	3.24E+02	3.24E+02	3.24E+02	3.24E+02	3.24E+02
C-14	2.42E+08	4.83E+07	4.83E+07	4.83E+07	4.83E+07	4.83E+07	4.83E+07
CR-51	0.00E+00	0.00E+00	7.04E+03	4.21E+03	1.55E+03	9.35E+03	1.77E+06
MN-54	0.00E+00	9.18E+06	1.75E+06	0.00E+00	2.73E+06	0.00E+00	2.81E+07
FE-55	2.93E+08	2.03E+08	4.73E+07	0.00E+00	0.00E+00	1.13E+08	1.16E+08
FE-59	2.66E+08	6.25E+08	2.39E+08	0.00E+00	0.00E+00	1.75E+08	2.08E+09
CO-58	0.00E+00	1.82E+07	4.09E+07	0.00E+00	0.00E+00	0.00E+00	3.70E+08
CO-60	0.00E+00	7.52E+07	1.66E+08	0.00E+00	0.00E+00	0.00E+00	1.41E+09
NI-63	1.89E+10	1.31E+09	6.33E+08	0.00E+00	0.00E+00	0.00E+00	2.73E+08
ZN-65	3.56E+08	1.13E+09	5.12E+08	0.00E+00	7.57E+08	0.00E+00	7.13E+08
RB-86	0.00E+00	4.87E+08	2.27E+08	0.00E+00	0.00E+00	0.00E+00	9.59E+07
SR-89	3.02E+08	0.00E+00	8.66E+06	0.00E+00	0.00E+00	0.00E+00	4.84E+07
SR-90	1.24E+10	0.00E+00	3.05E+09	0.00E+00	0.00E+00	0.00E+00	3.60E+08
Y-91	1.13E+06	0.00E+00	3.03E+04	0.00E+00	0.00E+00	0.00E+00	6.24E+08
ZR-95	1.87E+06	6.01E+05	4.07E+05	0.00E+00	9.43E+05	0.00E+00	1.90E+09
NB-95	2.30E+06	1.28E+06	6.87E+05	0.00E+00	1.26E+06	0.00E+00	7.76E+09
RU-103	1.05E+08	0.00E+00	4.53E+07	0.00E+00	4.02E+08	0.00E+00	1.23E+10
RU-106	2.80E+09	0.00E+00	3.54E+08	0.00E+00	5.41E+09	0.00E+00	1.81E+11
AG-110M	6.68E+06	6.18E+06	3.67E+06	0.00E+00	1.22E+07	0.00E+00	2.52E+09
TE-125M	3.59E+08	1.30E+08	4.81E+07	1.08E+08	1.46E+09	0.00E+00	1.43E+09
TE-127M	1.12E+09	3.99E+08	1.36E+08	2.85E+08	4.53E+09	0.00E+00	3.74E+09
TE-129M	1.13E+09	4.23E+08	1.79E+08	3.89E+08	4.73E+09	0.00E+00	5.71E+09
I-131	1.08E+07	1.54E+07	8.82E+06	5.04E+09	2.64E+07	0.00E+00	4.06E+06
I-133	3.68E-01	6.41E-01	1.95E-01	9.42E+01	1.12E+00	0.00E+00	5.76E-01
CS-134	6.58E+08	1.57E+09	1.28E+09	0.00E+00	5.07E+08	1.68E+08	2.74E+07
CS-136	1.21E+07	4.78E+07	3.44E+07	0.00E+00	2.66E+07	3.65E+06	5.43E+06
CS-137	8.72E+08	1.19E+09	7.82E+08	0.00E+00	4.05E+08	1.35E+08	2.31E+07
BA-140	2.90E+07	3.64E+04	1.90E+06	0.00E+00	1.24E+04	2.08E+04	5.96E+07
CE-141	1.41E+04	9.51E+03	1.08E+03	0.00E+00	4.42E+03	0.00E+00	3.64E+07
CE-144	1.46E+06	6.10E+05	7.83E+04	0.00E+00	3.62E+05	0.00E+00	4.93E+08
PR-143	2.09E+04	8.40E+03	1.04E+03	0.00E+00	4.85E+03	0.00E+00	9.17E+07
ND-147	7.08E+03	8.18E+03	4.90E+02	0.00E+00	4.78E+03	0.00E+00	3.93E+07

AGE GROUP: INFANT PATHWAY: VEGETATION

[illegible]

TABLE 5.7.2
Pathway Dose Factors, R_i

AGE GROUP: CHILD PATHWAY: VEGETATION

NUCLIDE	ORGAN DOSE FACTORS; m ² - mrem/year per μ Ci/sec						
	BONE	LIVER	T.BODY	THYROID	KIDNEY	LUNG	GI-LLI
H-3	0.00E+00	4.02E+03	4.02E+03	4.02E+03	4.02E+03	4.02E+03	4.02E+03
C-14	8.89E+08	1.78E+08	1.78E+08	1.78E+08	1.78E+08	1.78E+08	1.78E+08
CR-51	0.00E+00	0.00E+00	1.17E+05	6.49E+04	1.77E+04	1.18E+05	6.20E+06
MN-54	0.00E+00	6.65E+08	1.77E+08	0.00E+00	1.86E+08	0.00E+00	5.58E+08
FE-55	8.01E+08	4.25E+08	1.32E+08	0.00E+00	0.00E+00	2.40E+08	7.87E+07
FE-59	3.98E+08	6.44E+08	3.21E+08	0.00E+00	0.00E+00	1.87E+08	6.71E+08
CO-58	0.00E+00	6.44E+07	1.97E+08	0.00E+00	0.00E+00	0.00E+00	3.76E+08
CO-60	0.00E+00	3.78E+08	1.12E+09	0.00E+00	0.00E+00	0.00E+00	2.10E+09
NI-63	3.95E+10	2.11E+09	1.34E+09	0.00E+00	0.00E+00	0.00E+00	1.42E+08
ZN-65	8.12E+08	2.16E+09	1.35E+09	0.00E+00	1.36E+09	0.00E+00	3.80E+08
RB-86	0.00E+00	4.51E+08	2.77E+08	0.00E+00	0.00E+00	0.00E+00	2.90E+07
SR-89	3.60E+10	0.00E+00	1.03E+09	0.00E+00	0.00E+00	0.00E+00	1.39E+09
SR-90	1.24E+12	0.00E+00	3.15E+11	0.00E+00	0.00E+00	0.00E+00	1.67E+10
Y-91	1.87E+07	0.00E+00	4.99E+05	0.00E+00	0.00E+00	0.00E+00	2.49E+09
ZR-95	3.86E+06	8.48E+05	7.55E+05	0.00E+00	1.21E+06	0.00E+00	8.85E+08
NB-95	4.11E+05	1.60E+05	1.14E+05	0.00E+00	1.50E+05	0.00E+00	2.96E+08
RU-103	1.53E+07	0.00E+00	5.90E+06	0.00E+00	3.86E+07	0.00E+00	3.97E+08
RU-106	7.45E+08	0.00E+00	9.30E+07	0.00E+00	1.01E+09	0.00E+00	1.16E+10
AG-110M	3.21E+07	2.17E+07	1.73E+07	0.00E+00	4.04E+07	0.00E+00	2.58E+09
TE-125M	3.51E+08	9.50E+07	4.67E+07	9.84E+07	0.00E+00	0.00E+00	3.38E+08
TE-127M	1.32E+09	3.56E+08	1.57E+08	3.16E+08	3.77E+09	0.00E+00	1.07E+09
TE-129M	8.40E+08	2.35E+08	1.30E+08	2.71E+08	2.47E+09	0.00E+00	1.02E+09
I-131	1.43E+08	1.44E+08	8.18E+07	4.76E+10	2.36E+08	0.00E+00	1.28E+07
I-133	3.53E+06	4.37E+06	1.65E+06	8.12E+08	7.28E+06	0.00E+00	1.76E+06
CS-134	1.60E+10	2.63E+10	5.55E+09	0.00E+00	8.15E+09	2.93E+09	1.42E+08
CS-136	8.28E+07	2.28E+08	1.47E+08	0.00E+00	1.21E+08	1.81E+07	8.00E+06
CS-137	2.39E+10	2.29E+10	3.38E+09	0.00E+00	7.46E+09	2.68E+09	1.43E+08
BA-140	2.79E+08	2.44E+05	1.63E+07	0.00E+00	7.96E+04	1.46E+05	1.41E+08
CE-141	6.57E+05	3.28E+05	4.86E+04	0.00E+00	1.44E+05	0.00E+00	4.09E+08
CE-144	1.27E+08	3.99E+07	6.79E+06	0.00E+00	2.21E+07	0.00E+00	1.04E+10
PR-143	1.45E+05	4.36E+04	7.21E+03	0.00E+00	2.36E+04	0.00E+00	1.57E+08
ND-147	7.15E+04	5.79E+04	4.49E+03	0.00E+00	3.18E+04	0.00E+00	9.18E+07

TABLE 5.7.3
Pathway Dose Factors, R_i

AGE GROUP: TEEN PATHWAY: VEGETATION

NUCLIDE	ORGAN DOSE FACTORS; m ² - mrem/year per μ Ci/sec						
	BONE	LIVER	T.BODY	THYROID	KIDNEY	LUNG	GI-LLI
H-3	0.00E+00	2.59E+03	2.59E+03	2.59E+03	2.59E+03	2.59E+03	2.59E+03
C-14	3.69E+08	7.38E+07	7.38E+07	7.38E+07	7.38E+07	7.38E+07	7.38E+07
CR-51	0.00E+00	0.00E+00	6.16E+04	3.42E+04	1.35E+04	8.79E+04	1.03E+07
MN-54	0.00E+00	4.54E+08	9.01E+07	0.00E+00	1.36E+08	0.00E+00	9.32E+08
FE-55	3.26E+08	2.31E+08	5.39E+07	0.00E+00	0.00E+00	1.47E+08	1.00E+08
FE-59	1.80E+08	4.19E+08	1.62E+08	0.00E+00	0.00E+00	1.32E+08	9.91E+08
CO-58	0.00E+00	4.36E+07	1.01E+08	0.00E+00	0.00E+00	0.00E+00	6.01E+08
CO-60	0.00E+00	2.49E+08	5.60E+08	0.00E+00	0.00E+00	0.00E+00	3.24E+09
NI-63	1.61E+10	1.13E+09	5.45E+08	0.00E+00	0.00E+00	0.00E+00	1.81E+08
ZN-65	4.24E+08	1.47E+09	6.86E+08	0.00E+00	9.42E+08	0.00E+00	6.23E+08
RB-86	0.00E+00	2.73E+08	1.28E+08	0.00E+00	0.00E+00	0.00E+00	4.04E+07
SR-89	1.52E+10	0.00E+00	4.34E+08	0.00E+00	0.00E+00	0.00E+00	1.80E+09
SR-90	7.51E+11	0.00E+00	1.85E+11	0.00E+00	0.00E+00	0.00E+00	2.11E+10
Y-91	7.84E+06	0.00E+00	2.10E+05	0.00E+00	0.00E+00	0.00E+00	3.22E+09
ZR-95	1.72E+06	5.43E+05	3.73E+05	0.00E+00	7.98E+05	0.00E+00	1.25E+09
NB-95	1.92E+05	1.07E+05	5.87E+04	0.00E+00	1.03E+05	0.00E+00	4.56E+08
RU-103	6.82E+06	0.00E+00	2.92E+06	0.00E+00	2.41E+07	0.00E+00	5.70E+08
RU-106	3.09E+08	0.00E+00	3.90E+07	0.00E+00	5.97E+08	0.00E+00	1.48E+10
AG-110M	1.52E+07	1.43E+07	8.72E+06	0.00E+00	2.74E+07	0.00E+00	4.03E+09
TE-125M	1.48E+08	5.34E+07	1.98E+07	4.14E+07	0.00E+00	0.00E+00	4.37E+08
TE-127M	5.52E+08	1.96E+08	6.56E+07	1.31E+08	2.24E+09	0.00E+00	1.37E+09
TE-129M	3.61E+08	1.34E+08	5.72E+07	1.17E+08	1.51E+09	0.00E+00	1.36E+09
I-131	7.69E+07	1.08E+08	5.78E+07	3.14E+10	1.85E+08	0.00E+00	2.13E+07
I-133	1.94E+06	3.29E+06	1.00E+06	4.59E+08	5.77E+06	0.00E+00	2.49E+06
CS-134	7.10E+09	1.67E+10	7.75E+09	0.00E+00	5.31E+09	2.03E+09	2.08E+08
CS-136	4.39E+07	1.73E+08	1.16E+08	0.00E+00	9.41E+07	1.48E+07	1.39E+07
CS-137	1.01E+10	1.35E+10	4.69E+09	0.00E+00	4.59E+09	1.78E+09	1.92E+08
BA-140	1.39E+08	1.71E+05	8.97E+06	0.00E+00	5.78E+04	1.15E+05	2.15E+08
CE-141	2.83E+05	1.89E+05	2.17E+04	0.00E+00	8.90E+04	0.00E+00	5.41E+08
CE-144	5.28E+07	2.18E+07	2.83E+06	0.00E+00	1.30E+07	0.00E+00	1.33E+10
PR-143	6.99E+04	2.79E+04	3.48E+03	0.00E+00	1.62E+04	0.00E+00	2.30E+08
ND-147	3.62E+04	3.94E+04	2.36E+03	0.00E+00	2.31E+04	0.00E+00	1.42E+08

TABLE 5.7.4
Pathway Dose Factors, R_i

AGE GROUP: ADULT PATHWAY: VEGETATION

NUCLIDE	ORGAN DOSE FACTORS; m ² - mrem/year per μCi/sec						
	BONE	LIVER	T.BODY	THYROID	KIDNEY	LUNG	GI-LLI
H-3	0.00E+00	2.26E+03	2.26E+03	2.26E+03	2.26E+03	2.26E+03	2.26E+03
C-14	2.28E+08	4.55E+07	4.55E+07	4.55E+07	4.55E+07	4.55E+07	4.55E+07
CR-51	0.00E+00	0.00E+00	4.64E+04	2.77E+04	1.02E+04	6.15E+04	1.17E+07
MN-54	0.00E+00	3.13E+08	5.97E+07	0.00E+00	9.31E+07	0.00E+00	9.58E+08
FE-55	2.10E+08	1.45E+08	3.38E+07	0.00E+00	0.00E+00	8.08E+07	8.31E+07
FE-59	1.26E+08	2.97E+08	1.14E+08	0.00E+00	0.00E+00	8.29E+07	9.89E+08
CO-58	0.00E+00	3.07E+07	6.89E+07	0.00E+00	0.00E+00	0.00E+00	6.23E+08
CO-60	0.00E+00	1.67E+08	3.69E+08	0.00E+00	0.00E+00	0.00E+00	3.14E+09
NI-63	1.04E+10	7.21E+08	3.49E+08	0.00E+00	0.00E+00	0.00E+00	1.50E+08
ZN-65	3.17E+08	1.01E+09	4.56E+08	0.00E+00	6.75E+08	0.00E+00	6.36E+08
RB-86	0.00E+00	2.19E+08	1.02E+08	0.00E+00	0.00E+00	0.00E+00	4.32E+07
SR-89	9.98E+09	0.00E+00	2.86E+08	0.00E+00	0.00E+00	0.00E+00	1.60E+09
SR-90	6.05E+11	0.00E+00	1.48E+11	0.00E+00	0.00E+00	0.00E+00	1.75E+10
Y-91	5.12E+06	0.00E+00	1.37E+05	0.00E+00	0.00E+00	0.00E+00	2.82E+09
ZR-95	1.17E+06	3.77E+05	2.55E+05	0.00E+00	5.91E+05	0.00E+00	1.19E+09
NB-95	1.42E+05	7.92E+04	4.26E+04	0.00E+00	7.83E+04	0.00E+00	4.81E+08
RU-103	4.77E+06	0.00E+00	2.06E+06	0.00E+00	1.82E+07	0.00E+00	5.57E+08
RU-106	1.93E+08	0.00E+00	2.44E+07	0.00E+00	3.72E+08	0.00E+00	1.25E+10
AG-110M	1.05E+07	9.75E+06	5.79E+06	0.00E+00	1.92E+07	0.00E+00	3.98E+09
TE-125M	9.66E+07	3.50E+07	1.29E+07	2.90E+07	3.93E+08	0.00E+00	3.86E+08
TE-127M	3.49E+08	1.25E+08	4.26E+07	8.93E+07	1.42E+09	0.00E+00	1.17E+09
TE-129M	2.51E+08	9.37E+07	3.97E+07	8.63E+07	1.05E+09	0.00E+00	1.26E+09
I-131	8.08E+07	1.16E+08	6.62E+07	3.79E+10	1.98E+08	0.00E+00	3.05E+07
I-133	2.09E+06	3.63E+06	1.11E+06	5.34E+08	6.33E+06	0.00E+00	3.26E+06
CS-134	4.67E+09	1.11E+10	9.08E+09	0.00E+00	3.59E+09	1.19E+09	1.94E+08
CS-136	4.28E+07	1.69E+08	1.22E+08	0.00E+00	9.41E+07	1.29E+07	1.92E+07
CS-137	6.36E+09	8.70E+09	5.70E+09	0.00E+00	2.95E+09	9.81E+08	1.68E+08
BA-140	1.29E+08	1.62E+05	8.47E+06	0.00E+00	5.52E+04	9.29E+04	2.66E+08
CE-141	1.97E+05	1.33E+05	1.51E+04	0.00E+00	6.20E+04	0.00E+00	5.10E+08
CE-144	3.29E+07	1.38E+07	1.77E+06	0.00E+00	8.16E+06	0.00E+00	1.11E+10
PR-143	6.25E+04	2.51E+04	3.10E+03	0.00E+00	1.45E+04	0.00E+00	2.74E+08
ND-147	3.34E+04	3.85E+04	2.31E+03	0.00E+00	2.25E+04	0.00E+00	1.85E+08

6.1 **Deleted**

6.2 Section Deleted

FIGURE 6.1
Deleted

7.1 **EFFLUENT TOTAL DOSE ASSESSMENT**

7.2 Total Dose Calculation

The annual (calendar year) dose or dose commitment to any member of the public, due to releases of radioactivity and to radiation from uranium fuel cycle sources shall be limited to less than or equal to 25 mrem to the total body or any organ except the thyroid, which shall be limited to less than or equal to 75 mrem. This control is provided in order to meet the dose limitations of 40 CFR 190.

The total dose from TMI-1 and TMI-2 (uranium fuel cycle facilities within 8 kilometers) is calculated by summing the calculated annual doses to critical organs of a real individual for liquid effluent using Section 2.1 methodology, for gaseous effluent using Section 5.2.1 and 5.2.2 methodology, and the direct radiation from the site from the environmental monitoring program's direct radiation monitors.

TMI-1 and TMI-2 has one site measurement program associated with offsite dose assessment

TMI-1 and TMI-2 has a Radiological Environmental Monitoring Program (REMP) that provides representative measurements of radiation in the environment. The program provides verification that measurable radiological impacts from the station's ISFSI facility on the environment are within expectations derived from direct measurements and calculations. The REMP is required by 10CFR50 (see Appendix I, Sections IV.B.2 and IV.B.3). General requirements of the program are prescribed in TMI-1 and TMI-2 RETS and more precise details (such as specific monitoring locations) are specified in the ODCM

The laboratory which performs the thermoluminescent dosimeter readouts and annealing is required by the RETS to be accredited by NVLAP. The purpose is to provide an independent check on the laboratory's analytical procedures and to alert it to potential problems (e.g. accuracy). In order to assess the measurements of direct radiation measures in the environment, NVLAP assesses measurements of environmental radiation by passive thermoluminescent dosimeters.

- 7.3 The total gaseous and liquid cumulative dose contributions from the ISFSI are limited to 3.0 mrem for whole body and critical organ and 55 mrem for the thyroid to preserve assumptions set forth in the 10CFR72.212 report for the spent fuel casks that are stored on the ISFSI pad. Exceeding these action levels does not necessarily result in the overall 40CFR190 or 10CFR72.104 requirements not being met. Further calculations are required to determine compliance.

Whole Body Dose

The whole body dose contribution from liquid and gaseous effluents shall be determined by the following method:

$$D_{wb} = D_t + D_y$$

where:

D_{wb} = whole body dose from liquid and gaseous effluents, in mrem.

D_t = cumulative dose commitment to the total body from liquid effluents, in mrem

D_y = gamma air dose, in mrad

The cumulative dose from all sources(i.e. gas and liquid effluents and direct radiation) is calculated by summing the individual doses obtained for whole body(D_{wb}), critical organ(D_{CO}) and thyroid (D_{Thy}) with the dosimeter net dose(mrem).

Total Whole Body

The cumulative whole body dose from liquid, gas and direct radiation shall be determined by the following method:

$$D_{total\ wb} = D_{wb} + D_d$$

where:

$D_{total\ wb}$ = whole body dose equivalent from all sources, in mrem.

D_{wb} = whole body dose from liquid and gaseous effluents, in mrem.

D_d = Net dose from direct radiation, in mrem.

8.1 TMINS RADIOLOGICAL ENVIRONMENTAL MONITORING PROGRAM (REMP)

8.2 Monitoring Program Requirements

8.2.1 Controls

In accordance with the TMI-1 Post Defueled Tech Specs . and TMI-2 PDMS Tech. Specs., the radiological environmental monitoring program shall be conducted as specified in Table 8.1.

8.2.2 Applicability

At all times.

8.2.3 Action

- a. With the radiological environmental monitoring program not being conducted as specified in Table 8.1, prepare and submit to the Commission in the Annual Radiological Environmental Operating Report, a description of the reasons for not conducting the program as required and the plans for preventing a recurrence.
- b. With the level of radioactivity as the result of plant effluents in an environmental sampling medium exceeding the reporting levels of Table 8.2 when averaged over any calendar quarter, prepare and submit to the Commission within 30 days from the end of the affected calendar quarter, a special report that identifies the cause(s) for exceeding the limit(s) and defines the corrective actions to be taken to reduce radioactive effluents so that the potential annual dose* to a member of the public is less than the calendar year limits of ODCM Part I Controls 2.2.1.2, 2.2.2.2 and 2.2.2.3 and ODCM Part II Controls 2.2.1.2, 2.2.2.2 and 2.2.2.3. When more than one of the radionuclides in Table 8.2 are detected as the result of plant effluents in the sampling medium, this report shall be submitted if:

$$\frac{\text{concentration (1)}}{\text{reporting level (1)}} + \frac{\text{concentration (2)}}{\text{reporting level (2)}} \geq 1.0$$

* The methodology and parameters used to estimate the potential annual dose to a member of the public shall be indicated in this report.

When radionuclides other than those in Table 8.2 are detected and are the result of plant effluents, this report shall be submitted if the potential annual dose* to a member of the public is equal to or greater than the calendar year limits of ODCM Part I Controls 2.2.1.2, 2.2.2.2 and 2.2.2.3 and ODCM Part II, Controls 2.2.1.2, 2.2.2.2 and 2.2.2.3. This report is not required if the measured level of radioactivity was not the result of plant effluents; however, in such an event, the condition shall be reported and described in the Annual Radiological Environmental Operating Report.

- c. With milk or fresh leafy vegetation samples unavailable from one or more of the sample locations required by Table 8.1, identify specific locations for obtaining replacement samples and add them within 30 days to the Radiological Environmental Monitoring Program given in the ODCM. The specific locations from which samples were unavailable may then be deleted from the monitoring program. Pursuant to TMI-1 Tech. Spec. 6.14 and TMI-2 PDMS Tech. Spec. 6.12, submit in the next Annual Radioactive Effluent Release Report documentation for a change in the ODCM including a revised figure(s) and table for the ODCM reflecting the new location(s) with supporting information identifying the cause of the unavailability of samples and justifying the selection of the new location(s) for obtaining samples.

8.2.4 Bases

The radiological monitoring program required by this control provides representative measurements of radiation and of radioactive materials in those exposure pathways and for those radionuclides which lead to the highest potential radiation exposures of members of the general public resulting from the station operation. This monitoring program implements Section IV B.2 of Appendix I to 10CFR50 and thereby supplements the radiological effluent monitoring program by verifying that the measurable concentrations of radioactive materials and levels of radiation are not higher than expected on the basis of the effluent measurements and modeling of the environmental exposure pathways. Guidance for this monitoring is provided by the Radiological Assessment Branch Technical Position on Environmental Monitoring (Revision 1, November 1979). Program changes may be initiated based on operational experience.

8.2.5 Surveillance Requirements

The radiological environmental monitoring samples shall be collected pursuant to Table 8.1, from the specific locations given in Tables 8.4 through 8.10 and Maps 8.1 through 8.3, and shall be analyzed pursuant to the requirements of Table 8.1 and the detection capabilities required by Table 8.3.

8.3 Land Use Census

8.3.1 Controls

A Land Use Census shall be conducted and shall identify within a distance of 8 km (5 miles) the location in each of the 16 meteorological sectors of the nearest milk animal, the nearest residence, and the nearest garden* of greater than 50 m² (500 ft²) producing broad leaf vegetation.

8.3.2 Applicability

At all times.

8.3.3 Action

- a. With a Land Use Census identifying a location(s) that yields a calculated dose or dose commitment greater than the values currently being calculated in ODCM Part I Surveillance 3.2.2.3.1, pursuant to ODCM, Part IV, Section 2.0, identify the new location(s) in the next Annual Radioactive Effluent Release Report.
- b. With a Land Use Census identifying a location(s) that yields a calculated dose or dose commitment (via the same exposure pathway) 20% greater than at a location from which samples are currently being obtained in accordance with Table 8.1, add the new location(s) within 30 days to the Radiological Environmental Monitoring Program given in the ODCM. The sampling location(s), excluding the control station location, having the lowest calculated dose or dose commitment(s), via the same exposure pathway, may be deleted from this monitoring program after October 31 of the year in which this Land Use Census was conducted. Pursuant to TMI-1 Post Defueled Tech Specs and TMI-2 PDMS Tech. Spec. 6.12, submit in the next Annual Radioactive Effluent Release Report documentation for a change in the ODCM including a revised figure(s) and table(s) for the ODCM reflecting the new location(s) with information supporting the change in sampling locations.

* Broad leaf vegetation sampling of at least three different kinds of vegetation may be performed at the site boundary in each of two different sectors with the highest predicted D/Qs in lieu of the garden census. Requirements for broad leaf sampling in Table 8.1 shall be followed, including analysis of control samples.

8.3.4 Bases

This Control is provided to ensure that changes in the use of unrestricted areas are identified and modifications to the monitoring program are made if required by the results of this census. The best information from the door-to-door survey, aerial surveys, or consulting with local agricultural authorities shall be used. This census satisfies the requirements of Section IV.B.3 of Appendix I to 10 CFR 50. Restricting the census to gardens of greater than 500 square feet (50 m²) provides assurance that significant exposure pathways via leafy vegetables will be identified and monitored since a garden of this size is the minimum required to produce the quantity (26 kg/yr) of leafy vegetables assumed in Regulatory Guide 1.109 for consumption by a child. To determine this minimum garden size, the following assumptions were used: 1) that 20% of the garden was used for growing broad leaf vegetation (i.e., similar to lettuce and cabbage), and 2) a vegetation yield of 2 kg/square meter.

8.3.5 Surveillance Requirements

The Land Use Census shall be conducted during the growing season at least once per 12 months, using that information that will provide the best results, such as by a door-to-door survey, aerial survey, or by consulting local agricultural authorities. The results of the Land Use Census shall be included in the Annual Radiological Environmental Operating Report pursuant to ODCM, Part IV, Section 1.0.

8.4 Interlaboratory Comparison Program

8.4.1 Controls

Analyses shall be performed on radioactive materials supplied as part of an Interlaboratory Comparison Program which has been approved by the Commission (NRC). Only those samples and analyses which are required by Table 8.1 shall be performed.

8.4.2 Applicability

At all times.

8.4.3 Action

With analysis not being performed as required above, report the corrective action taken to prevent a recurrence to the Commission in the Annual Radiological Environmental Operating Report.

8.4.4 Bases

The requirement for participation in an approved Interlaboratory Comparison Program is provided to ensure that independent checks on precision and accuracy of the measurements of radioactive material in environmental sample matrices are performed as part of a quality assurance program for environmental monitoring in order to demonstrate that the results are reasonably valid for the purpose of Section IV, B.2 of Appendix I to 10 CFR 50.

8.4.5 Surveillance Requirements

A summary of the Interlaboratory Comparison Program results shall be included in the Annual Radiological Environmental Operating Report.

TABLE 8.1
Sample Collection and Analysis Requirements

Exposure Pathway and/or Sample	Number of Samples and Sample Locations ^a	Sampling and Collection Frequency ^b	Type and Frequency of Analysis ^b
<p>1. Airborne</p> <p>Radioiodine and Particulates</p>	<p>Samples from 5 locations from Table 8.4.</p> <p>Three of these samples should be close to the Site Boundary, in different sectors, of the highest calculated annual average ground level D/Q.</p> <p>One of the samples should be from the vicinity of a community having the highest calculated annual average ground level D/Q.</p> <p>And one sample should be from a control location 15 to 30 km distant in a less prevalent wind direction.</p>	<p>Continuous sampler operation with sample collection weekly, or more frequently if required by dust loading.</p>	<p><u>Radioiodine Canister:</u> Analyze weekly for I-131.</p> <p><u>Particulate Filter:</u> Analyze for gross beta radioactivity following filter change^d. Perform gamma isotopic analysis^e on composite (by location) sample quarterly.</p>

TABLE 8.1 (Cont'd)
Sample Collection and Analysis Requirements

Exposure Pathway and/or Sample	Number of Samples and Sample Locations ^a	Sampling and Collection Frequency ^b	Type and Frequency of Analysis ^b
2. Direct Radiation ^c	<p>Samples from 40 locations from Table 8.5 (using either 2 dosimeters or at least 1 instrument for continuously measuring and recording dose rate at each location). Placed as follows:</p> <p>An inner ring of stations, one in each meteorological sector in the general area of the site boundary;</p> <p>An outer ring of stations, one in each meteorological sector in the 6 to 8 km from the site; and the balance of the stations to be placed in special interest areas such as population centers, nearby residences, schools, and in at least one or two areas to serve as control stations.</p>	Sample Quarterly	Analyze for gamma dose quarterly.

TABLE 8.1 (Cont'd)
Sample Collection and Analysis Requirements

Exposure Pathway and/or Sample	Number of Samples and Sample Locations ^a	Sampling and Collection Frequency ^b	Type and Frequency of Analysis ^b
3. Waterborne			
a. Surface ^f	<p>Samples from 2 locations from Table 8.6.</p> <ul style="list-style-type: none"> 1 sample from downstream (indicator) location 1 sample from upstream (control) location (or location not influenced by the station discharge) 	Composite ^g sample over 1 monthly period.	Perform gamma isotopic analysis ^e monthly. Composite for tritium analysis quarterly.
b. Drinking	<p>Samples from 2 locations from Table 8.6.</p> <ul style="list-style-type: none"> 1 sample at the location of the nearest water supply that could be affected by the station discharge. 1 sample from a control location. 	Composite ^g sample over 1 monthly period.	Perform gross beta and gamma isotopic analysis ^e monthly. Perform Sr-90 analysis if gross beta of monthly composite >10 times control. Composite for tritium analysis quarterly.
c. Sediment from Shoreline	Samples from 2 locations (1 Control and 1 Indicator) from Table 8.7.	Sample twice per year (Spring and Fall)	Perform gamma isotopic analysis ^e on each sample.

TABLE 8.1 (Cont'd)
Sample Collection and Analysis Requirements

Exposure Pathway and/or Sample	Number of Samples and Sample Locations ^a	Sampling and Collection Frequency ^b	Type and Frequency of Analysis ^b
4. Ingestion			
a. Milk	<p>Samples from 4 locations from Table 8.8.</p> <p>Samples should be from milking animals in three locations within 5 km distance having the highest dose potential. If there are none, then one sample from milking animals in each of three areas between 5 to 8 km distant where doses are calculated to be greater than 1 mrem per year.</p> <p>One sample from milking animals at a control location 15 to 30 km distant in a less prevalent wind direction.</p>	Sample semimonthly when animals are on pasture; monthly at other times.	Perform gamma isotopic analysis ^e and I-131 analysis on each sample. Composite for Sr-90 analysis quarterly.
b. Fish	<p>Samples from 2 locations from Table 8.9.</p> <ul style="list-style-type: none"> • 1 sample of recreationally important bottom feeders and 1 sample of recreationally important predators in the vicinity of the station discharge. • 1 sample of recreationally important bottom feeders and 1 sample of recreationally important predators from an area not influenced by the station discharge. 	Sample twice per year (Spring and Fall).	Perform gamma isotopic and Sr-90 analysis on edible portions.

TABLE 8.1 (Cont'd)
Sample Collection and Analysis Requirements

[illegible]

TABLE 8.1 (Cont'd)
Sample Collection and Analysis Requirements
Table Notation

- a. Sampling locations are provided in Tables 8.4 through 8.10. They are depicted in Maps 8.1 through 8.3. Deviations are permitted from the required sampling schedule if specimens are unobtainable due to hazardous conditions, seasonal unavailability, malfunction of automatic sampling equipment and other legitimate reasons. All deviations from the sampling schedule shall be explained in the Annual Radiological Environmental Operating Report.
- b. Frequency notation: weekly (7 days), semimonthly (15 days), monthly (31 days), and quarterly (92 days). All surveillance requirements shall be performed within the specified time interval with a maximum allowable extension not to exceed 25% of the surveillance interval. A total maximum combined interval time for any 4 consecutive tests shall not exceed 3.25 times the specified collection or analysis interval.
- c. One or more instruments, such as a pressurized ion chamber for measuring and recording dose rate continuously, may be used in place of, or in addition to, integrating dosimeters. For the purpose of this table, a dosimeter is considered to be one phosphor; two or more phosphors in a packet are considered as two or more dosimeters. Film badges shall not be used as dosimeters for measuring direct radiation.
- d. Airborne particulate sample filters shall be analyzed for gross beta radioactivity 24 hours or more after sampling to allow for radon and thoron daughter decay. If gross beta activity in an air particulate sample(s) is greater than ten times the calendar year mean of control samples, Sr-90 and gamma isotopic analysis shall be performed on the individual sample(s).
- e. Gamma isotopic analysis means the identification and quantification of gamma-emitting radionuclides that may be attributable to the effluents from the facility.
- f. The "upstream sample" shall be taken at a distance beyond significant influence of the discharge. The "downstream sample" shall be taken in an area beyond but near the mixing zone.
- g. Composite sample aliquots shall be collected at time intervals that are short (e.g., hourly) relative to the compositing period (e.g., monthly) in order to assure obtaining a representative sample.

TABLE 8.2
Reporting Levels for Radioactivity Concentrations in Environmental Samples

Analysis	Water (pCi/L)	Airborne Particulate or gas (pCi/m ³)	Fish (pCi/kg,wet)	Milk (pCi/L)	Food Products (pCi/kg, wet)
H-3	20,000 ^(a)				
Mn-54	1000		30,000		
FE-59	400		10,000		
Co-58	1000		30,000		
Co-60	300		10,000		
Zn-65	300		20,000		
Sr-90	8	0.1	100	8	100
Zr-Nb-95	400				
I-131	2	0.9		3	100
Cs-134	30	10	1000	60	1000
Cs-137	50	20	2000	70	2000
Ba-La-140	200			300	

^(a) For drinking water samples. This is 40 CFR Part 141 value.

TABLE 8.3
Detection Capabilities for Environmental Sample Analysis^a
Lower Limit of Detection (LLD)^{b,c}

Analysis	Water (pCi/L)	Airborne Particulate or Gas (pCi/m ³)	Fish (pCi/kg, wet)	Milk (pCi/L)	Food Products (pCi/kg, wet)	Sediment (pCi/kg, dry)
Gross Beta	4	0.01				
H-3	2000					
Mn-54	15		130			
FE-59	30		260			
Co-58, 60	15		130			
Zn-65	30		260			
Zr-95	30					
Sr-90	2	0.01	10	2	10	
Nb-95	15					
I-131	1 ^d	0.07		1	60	
Cs-134	15	0.05	130	15	60	150
Cs-137	18	0.06	150	18	80	180
Ba-140	60			60		
La-140	15			15		

TABLE 8.3 (Cont'd)
Detection Capabilities for Environmental Sample Analysis^a

Table Notation

- a. This list does not mean that only these nuclides are to be considered. Other peaks that are identifiable, which may be related to plant operations, together with those of the above nuclides, shall also be analyzed and reported in the Annual Radiological Environmental Operating Report.
- b. Required detection capabilities for dosimeters used for environmental measurements are given in Regulatory Guide 4.13 (Rev. 1).
- c. The LLD is defined, for purposes of these controls, as the smallest concentration of radioactive material in a sample that will yield a net count, above system background, that will be detected with 95% probability with only 5% probability of falsely concluding that a blank observation represents a "real" signal.

For a particular measurement system (which may include radiochemical separation):

$$LLD = \frac{4.66 S_b}{\exp(-\lambda \Delta t)} E \cdot V \cdot 2.22 \cdot Y$$

Where:

LLD is the "a priori" lower limit of detection as defined above, as picocuries per unit mass or volume.

s_b is the standard deviation of the background counting rate or of the counting rate of a blank sample as appropriate, as counts per minute,

E is the counting efficiency, as counts per disintegration,

V is the sample size in units of mass or volume,

2.22 is the number of disintegrations per minute per picocurie,

Y is the fractional radiochemical yield (when applicable),

λ is the radioactive decay constant for the particular radionuclide and

Δt for environmental samples is the elapsed time between sample collection, or end of the sample collection period, and time of counting.

Typical values of E, V, Y and Δt should be used in the calculation.

TABLE 8.3 (Cont'd)
Detection Capabilities for Environmental Sample Analysis^a

Table Notation

It should be recognized that the LLD is defined as an "a priori" (before the fact) limit representing the capability of a measurement system and not as an "a posteriori" (after the fact) limit for a particular measurement. Analyses shall be performed in such a manner that the stated LLDs will be achieved under routine conditions. Occasionally background fluctuations, unavoidable small samples sizes, the presence of interfering nuclides, or other uncontrollable circumstances may render these LLDs unachievable. In such cases, the contributing factors shall be identified and described in the Annual Radiological Environmental Operating Report.

- d. LLD for drinking water.

TABLE 8.4
TMINS REMP Station Locations-Air Particulate and Air Iodine

<u>Station Code</u>	<u>Distance (miles)</u>	<u>Azimuth (°)</u>	<u>Map No.</u>
E1-2	0.4	97	8.1
F1-3	0.6	112	8.1
G2-1	1.4	126	8.2
M2-1	1.3	256	8.2
A3-1	2.7	357	8.2
H3-1	2.2	160	8.2
Q15-1	13.4	309	8.3

TABLE 8.5
TMINS REMP Station Locations-Direct Radiation

* Environmental Dosimetry for ISFSI. Azimuth degree and distance from center of ISFSI pad.

<u>Station Code</u>	<u>Distance (miles)</u>	<u>Azimuth (°)</u>	<u>Map No.</u>
A1-4	0.3	6	8.1
B1-1	0.6	25	8.1
B1-2	0.4	24	8.1
C1-2	0.3	50	8.1
D1-1	0.2	76	8.1
E1-2	0.4	97	8.1
E1-4	0.2	97	8.1
F1-2	0.2	112	8.1
G1-3	0.2	130	8.1
H1-1	0.5	167	8.1
H1-3*	0.1	82	8.1
J1-1	0.8	176	8.1
J1-3	0.3	189	8.1
J1-4*	0.1	307	8.1
K1-4	0.2	209	8.1
K1-5*	0.1	277	8.1
L1-1	0.1	236	8.1
M1-1	0.1	249	8.1
N1-3	0.1	274	8.1
P1-1	0.4	303	8.1

TABLE 8.5 (Cont'd)

<u>Station Code</u>	<u>Distance (miles)</u>	<u>Azimuth (°)</u>	<u>Map No.</u>
P1-2	0.1	292	8.1
Q1-2	0.2	321	8.1
R1-1	0.2	335	8.1
C2-1	1.5	44	8.2
K2-1	1.2	200	8.2
M2-1	1.3	256	8.2
A3-1	2.7	357	8.2
H3-1	2.2	160	8.2
R3-1	2.6	341	8.2
A5-1	4.4	3	8.2
B5-1	4.9	19	8.2
C5-1	4.7	43	8.2
E5-1	4.7	82	8.2
F5-1	4.7	109	8.2
G5-1	4.8	131	8.2
H5-1	4.1	158	8.2
J5-1	4.9	181	8.2
K5-1	4.9	202	8.2
L5-1	4.1	228	8.2
M5-1	4.3	249	8.2
N5-1	4.9	268	8.2
P5-1	5.0	284	8.2
Q5-1	5.0	317	8.2
R5-1	4.9	339	8.2
D6-1	5.2	66	8.3
E7-1	6.7	88	8.3
Q9-1	8.5	310	8.3
B10-1	9.2	21	8.3
G10-1	9.7	128	8.3
G15-1	14.4	126	8.3
J15-1	12.6	183	8.3
Q15-1	13.4	309	8.3

TABLE 8.6**TMINS REMP Station Locations-Surface Water**

<u>Station Code</u>	<u>Distance (miles)</u>	<u>Azimuth (°)</u>	<u>Map No.</u>
J1-2 (SW)	0.5	188	8.1
A3-2 (SW)	2.7	356	8.2
Q9-1 (DW)	8.5	310	8.3
Q9-1 (SW)	8.5	310	8.3
G15-2 (DW)	13.3	129	8.3
G15-3 (DW)	15.7	124	8.3

(SW) = Surface Water

(DW) = Drinking Water

TABLE 8.7**TMINS REMP Station Locations-Aquatic Sediment**

<u>Station Code</u>	<u>Distance (miles)</u>	<u>Azimuth (°)</u>	<u>Map No.</u>
A1-3	0.6	359	8.1
K1-3	0.2	213	8.1
J2-1	1.4	179	8.2

TABLE 8.8**TMINS REMP Station Locations-Milk**

<u>Station Code</u>	<u>Distance (miles)</u>	<u>Azimuth (°)</u>	<u>Map No.</u>
E2-2*	1.1	96	8.2
F4-1	3.2	104	8.2
G2-1	1.4	126	8.2
P4-1	3.6	295	8.2
J18-1	17.6	188	8.3

- Sample may not always be available based on owner permission.

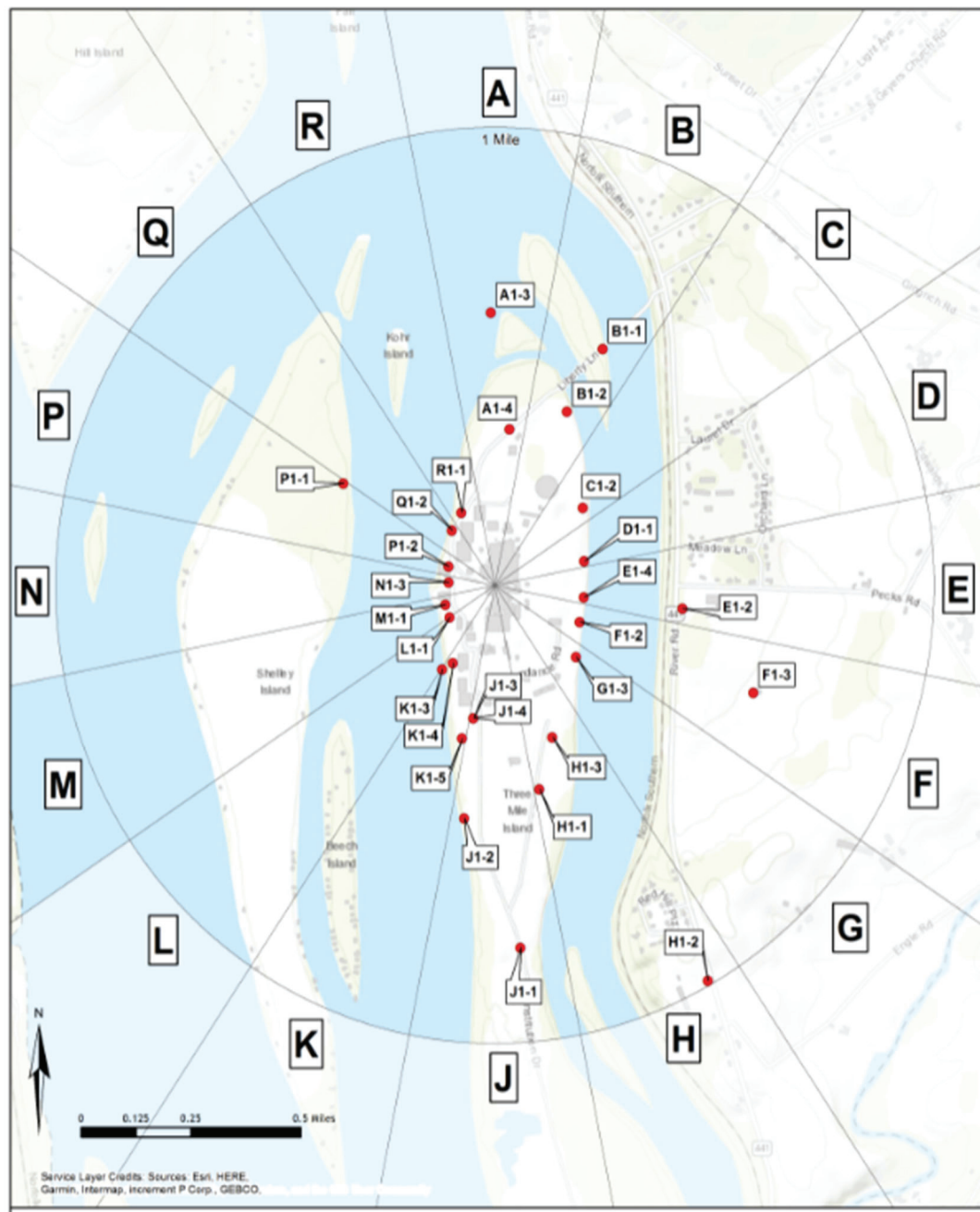
TABLE 8.9**TMINS REMP Station Locations-Fish**

<u>Station Code</u>	<u>Station Location</u>
IND	Downstream of Station Discharge
BKG	Upstream of Station Discharge

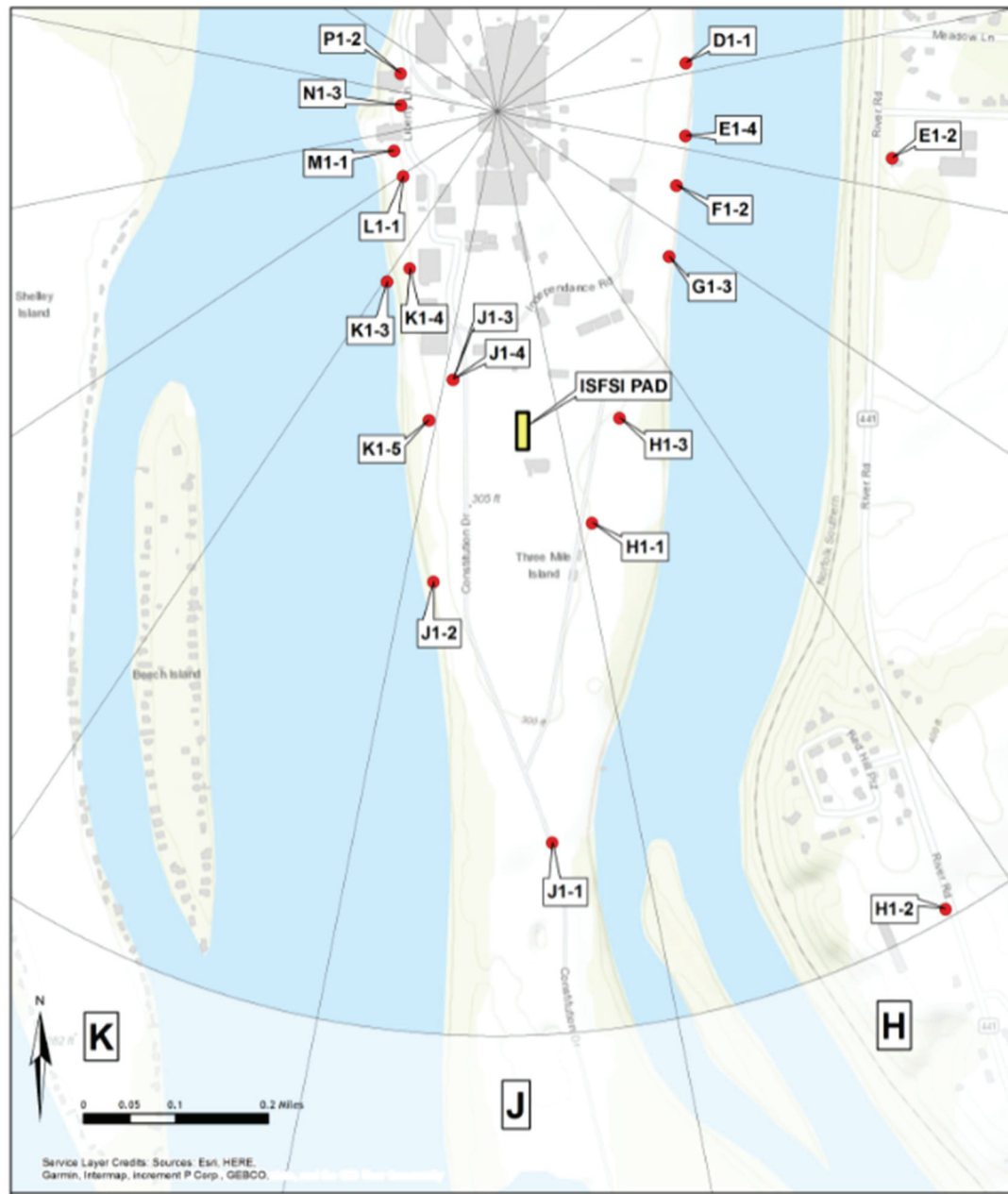
TABLE 8.10**TMINS REMP Station Locations-Food Products**

<u>Station Code</u>	<u>Distance (miles)</u>	<u>Azimuth (°)</u>	<u>Map No.</u>
E1-2	0.4	97	8.1
H1-2	1.0	151	8.1
B10-2	10.0	31	8.3

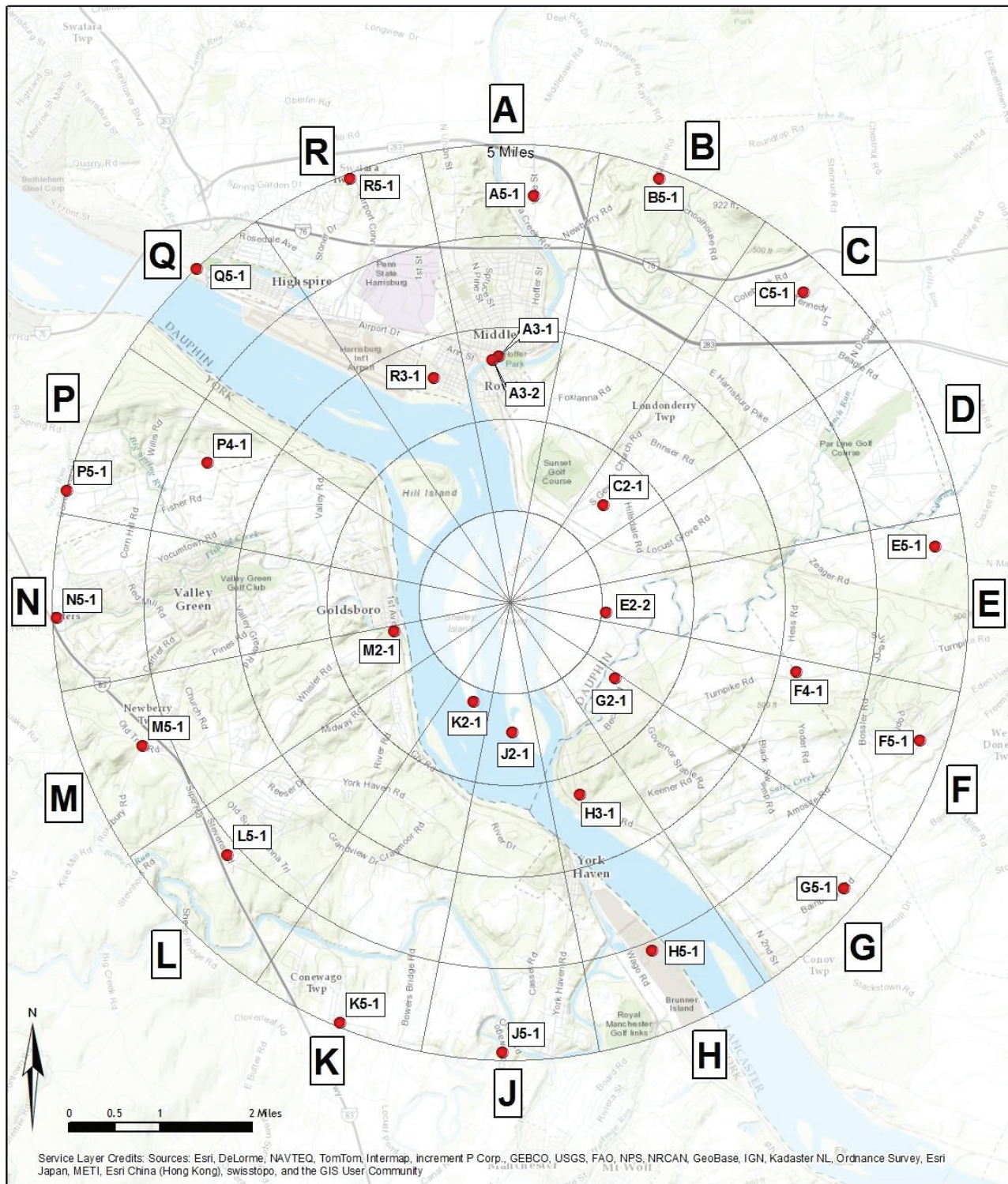
MAP 8.1
Three Mile Island Nuclear Station
Locations of Radiological Environmental Monitoring Program Stations
Within 1 Mile of the Site



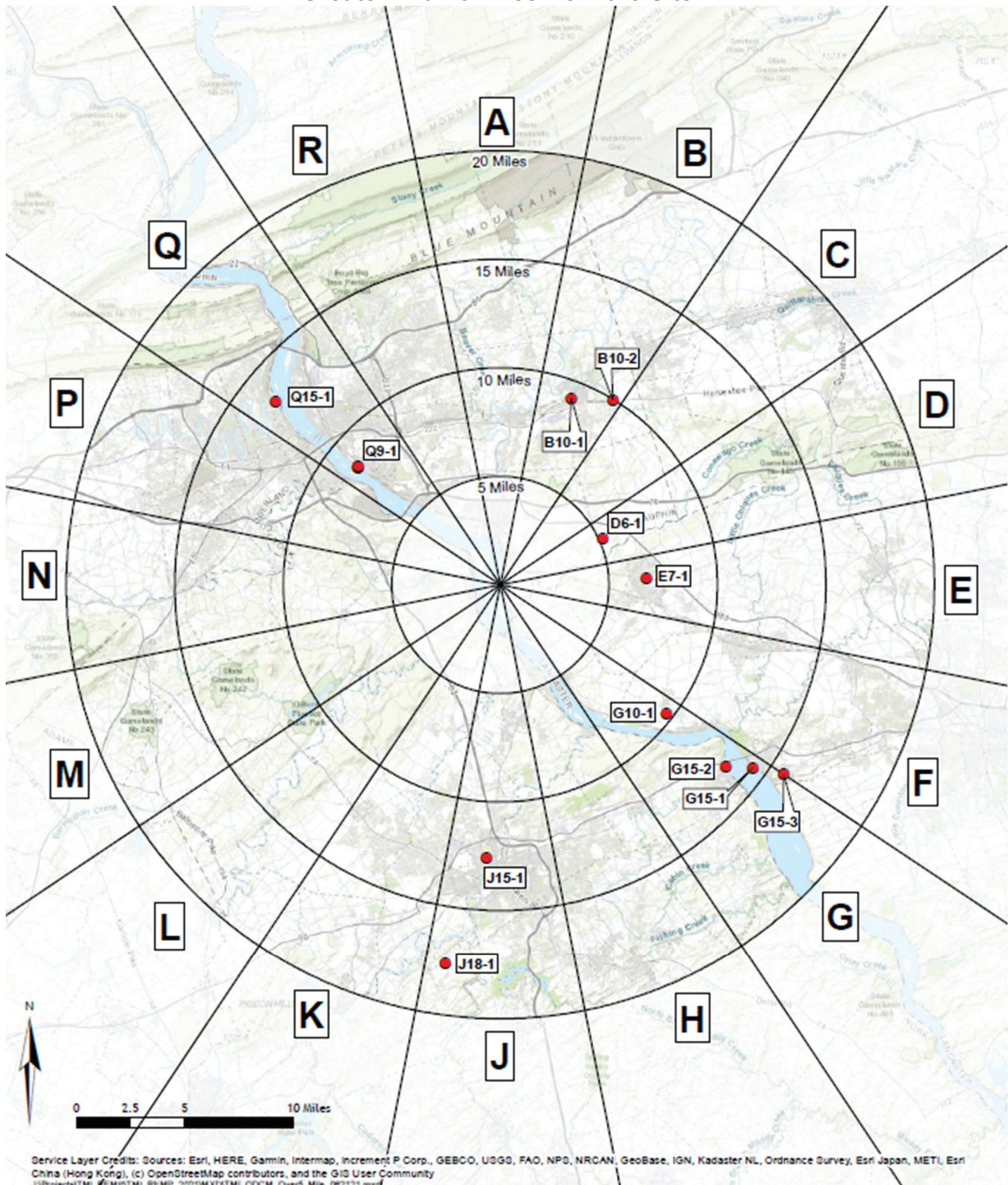
MAP 8.1A
Three Mile Island Nuclear Station
ISFSI Pad Location



MAP 8.2
Three Mile Island Nuclear Station
Locations of Radiological Environmental Monitoring Program Stations
Within 5 Miles of the Site



MAP 8.3
Three Mile Island Nuclear Station
Locations of Radiological Environmental Monitoring Program Stations
Greater Than 5 Miles from the Site



9.1 **PART III REFERENCES**

1. EPRI NP-3840, RP 1560-3 Final Report, "Environmental Radiation Doses From Difficult-To-Measure Nuclides," January 1985
2. "Evaluation of the Three Mile Island Nuclear Station Unit 1 to Demonstrate Conformance to the Design Objectives of 10 CFR 50, Appendix I," Nuclear Safety Associates, May 1976
3. TMI-1 Defueled Safety Analysis Report (DSAR)
4. TMI-2 Post Defueled Monitored Storage Safety Analysis Report (PDMSSAR)
5. Meteorological Information and Dose Assessment System (MIDAS)
6. NUREG-0017, "Calculation of Releases of Radioactive Materials in Gaseous and Liquid Effluents from PWR," Revision 1, 1985
7. NUREG-0133, "Preparation of Radiological Effluent Technical Specifications for Nuclear Power Plants," October 1978
8. NUREG-0172, "AgE-Specific Radiation Dose Commitment Factors For A One-Year Chronic Intake," November 1977
9. Regulatory Guide 1.21, "Measuring, Evaluating, and Reporting Radioactivity in Solid Wastes and Releases of Radioactive Materials in Liquid and Gaseous Effluents from Light-Water Cooled Nuclear Power Plants," Revision 1, June 1974
10. Regulatory Guide 1.109, "Calculation of Annual Doses to Man from Routine Releases of Reactor Effluents for the Purpose of Evaluating Compliance with 10 CFR 50, Appendix I," Revision 1, October 1977
11. TDR-390-TMI Primary to Secondary OTSG Leakage and its Onsite/Offsite Radiological Impact
12. SCR-358-82-063, "Study of Travel Time and Mixing Characteristics for the Susquehanna River Below Three Mile Island Final Report", July 1982
13. TMI-1 Operations Procedure, 1101-2.1, "Radiation Monitor Set Points"
14. Title 10, Code of Federal Regulations, "Energy"
15. TMI-1 Technical Specifications, attached to Facility Operating License No. DPR-50
16. Regulatory Guide 1.111, "Methods for Estimating Atmospheric Transport and Dispersion of Gaseous Effluents in Routine Releases from Light-Water-Cooled Reactors," Revision 1, July 1977

17. TMI-2 PDMS Technical Specifications, attached to Facility License No. DPR-73
18. Radiological Assessment Branch Technical Position on Environmental Monitoring, Revision 1, November 1979
19. Title 40, Code of Federal Regulations, "Protection of Environment"
20. Regulatory Guide 4.13, "Performance, Testing, and Procedural Specifications for Thermoluminescence Dosimetry: Environmental Applications," Revision 1, July 1977

PART IV

REPORTING REQUIREMENTS

PART IV**Reporting Requirements****1.0 TMI ANNUAL RADIOLOGICAL ENVIRONMENTAL OPERATING REPORT****

- 1.1 Routine Radiological Environmental Operating Reports covering the operation of the unit during the previous calendar year shall be submitted to the Commission prior to May 1 of each year.
- 1.2 The Annual Radiological Environmental Operating Reports shall include summaries, interpretations, and an analysis of trends of the results of the radiological environmental monitoring activities for the report period, including a comparison with pre-operational studies, with operational controls as appropriate, and with previous environmental monitoring reports, and an assessment of the observed impacts of the plant operation on the environment. The reports shall also include the results of Land Use Censuses required by Part III, Section 8.2.
- 1.3 The Annual Radiological Environmental Operating Reports shall include the summarized tabulated results of analysis of all radiological environmental samples and environmental radiation measurements required by Part III Table 8.1 taken during the period pursuant to the locations specified in the tables and figures in this ODCM, as well as summarized and tabulated results of these analyses and measurements in a format similar to the table in the Radiological Assessment Branch Technical Position, Revision 1, November 1979. In the event that some individual results are not available for inclusion with the report, the report shall be submitted explaining the reasons for the missing results. The missing data shall be submitted as soon as possible in a supplementary report.
- 1.4 The reports shall also include the following: A summary description of the radiological environments monitoring program; a map(s) of all sampling locations keyed to a table giving distances and directions from a point that is midway between the Reactor Buildings of TMI-1 and TMI-2; the results of licensee participation in the Interlaboratory Comparison Program, required by Part III, Section 8.3; discussion of all deviations from the sampling schedule of Part III, Table 8.1; discussion of all the required analyses in which the LLD required by Part III, Table 8.3 was not achievable

2.0 TMI ANNUAL RADIOACTIVE EFFLUENT RELEASE REPORT

NOTE: A single submittal may be made for the station. The submittal should combine those sections that are common to both units at the station however, for units with separate radwaste systems, the submittal shall specify the release of radioactive material from each unit.

Licensees may also, if they choose to do so, use the format specified in this regulatory guide for 10 CFR 72.44(d) ISFSI effluent reports. However, the ISFSI effluent reporting requirement of 10 CFR 72.44(d) is not normally satisfied by inclusion as part of the Annual Radioactive Effluent Release Report (ARERR) since the reporting dates may conflict. If the dates are coincident, or can be met with a single report, licensees may use the ARERR to fulfill the 10 CFR 72.44(d) reporting requirements provided a copy is submitted as specified in 10 CFR 72.44(d)(3)

2.1 Routine Radioactive Effluent Release Reports covering the operations of the unit during the previous 12 months of operation shall be submitted prior to May 1 for TMI-1 and TMI-2.

2.2 The following information shall be included in both Radioactive Effluent Release Reports to be submitted each year:

The Radioactive Effluent Release Reports shall include a summary of the quantities of radioactive liquid and gaseous effluents and solid waste released from the unit as outlined in Reg. Guide 1.21, Rev. 1, with data summarized on a quarterly basis following the format of Appendix B thereof.

2.3 The Radioactive Effluent Release Reports shall include the following information for each type of solid waste shipped offsite during the report period:

- a. Type of waste (e.g., resins/filters/evaporator bottoms, dry active waste or other
- b. Total volume of each waste type
- c. Total activity of each waste type
- d. Principle radio-nuclides of each waste type and percentages
- e. Solid waste disposition (Carrier and Consignee)
- f. Irradiated fuel shipments disposition (Carrier and Consignee)

2.4 The Radioactive Effluent Release Reports shall include a summary of unplanned releases from the site to unrestricted areas of radioactive materials in gaseous and liquid effluents made during the reporting period.

- 2.5 The Radioactive Effluent Release Reports shall include any changes made during the reporting period to the PROCESS CONTROL PROGRAM (PCP) documents and to the OFFSITE DOSE CALCULATION MANUAL (ODCM), as well as a listing of new locations for dose calculations and/or environmental monitoring identified by the land use census pursuant to Part III Section 8.2.
- 2.6 The Radioactive Effluent Release Reports shall include the instrumentation not returned to OPERABLE status within 30 days per ODCM Part I Controls 2.1.1b and 2.1.2b, and ODCM Part II Control 2.1.2b.
- 2.7 The Radioactive Effluent Release Report to be submitted shall include an annual summary of hourly meteorological data collected over the previous year. This annual summary may be either in the form of an hour-by-hour listing of wind speed, wind direction, atmosphere stability, and precipitation (if measured) on magnetic tape, or in the form of joint frequency distribution of wind speed, wind direction, and atmospheric stability.
- 2.8 The Radioactive Effluent Release Report shall include an assessment of the radiation doses to MEMBERS OF THE PUBLIC at or beyond the site boundary due to the radioactive liquid and gaseous effluents released from the unit or station during the previous calendar year. The assessment of radiation doses shall be performed in accordance with this ODCM.
- 2.9 The Radioactive Effluent Release Report shall include an assessment of the radiation doses from radioactive liquid and gaseous effluents to MEMBERS OF THE PUBLIC due to their activities inside the SITE BOUNDARY during the report period, to verify compliance with the limits of 10CFR20.1301(a)(1). All assumptions used in making these assessments (i.e., specific activity, exposure time and location) shall be included in these reports.
- 2.10 The Radioactive Effluent Release Report shall also include an assessment of radiation doses to the likely most exposed real individual from reactor releases, and other nearby uranium fuel cycle sources, including doses from primary effluent pathways and direct radiation for the previous 12 consecutive months, to show conformance with 40 CFR 190 "Environmental Radiation Protection Standards for Nuclear Power Operation." Acceptable methods for calculating the dose contributions from liquid and gaseous effluents are given in Regulatory Guide 1.109, Rev. 1.
- 2.11 The Radioactive Effluent Release Report shall also include a report of major changes to Radioactive Waste Treatment Systems. DSAR Section 4.2.5.4 requires this reporting.
- 2.12 Other (narrative description of other information that is provided to the U.S. Nuclear Regulatory Commission, e.g., the ARERR for ISFSIs)

3.0 **PART IV REFERENCES**

- 3.1 Radiological Assessment Branch Technical Position, Revision 1, November 1979
- 3.2 Regulatory Guide 1.21, "Measuring, Evaluating, and Reporting Radioactivity in Solid Wastes and Releases of Radioactive Materials in Liquid and Gaseous Effluents from Light-Water-Cooled Nuclear Power Plants," Revision 1, June 1974
- 3.3 TMI-1 Technical Specifications, attached to Facility Operating License No. DPR-50
- 3.4 Title 40, Code of Federal Regulations, "Protection of Environment"
- 3.5 Regulatory Guide 1.109, "Calculation of Annual Doses to Man from Routine Releases of Reactor Effluents for the Purpose of Evaluating Compliance with 10 CFR Part 50, Appendix I," Revision 1, October 1977
- 3.6 Title 10, Code of Federal Regulations, "Energy"
- 3.7 Regulatory Guide 1.111, "Methods of Estimating Atmospheric Transport and Dispersion of Gaseous Effluents in Routine Releases from Light-Water-Cooled Reactors," Revision 1, July 1977
- 3.8 Regulatory Guide 1.112, "Calculation of Releases of Radioactive Materials in Gaseous and Liquid Effluents from Light-Water-Cooled Power Reactors," Revision O-R, April 1976
- 3.9 Regulatory Guide 1.113, "Estimating Aquatic Dispersion of Effluents from Accidental and Routine Reactor Releases for the Purpose of Implementing Appendix I," Revision 1, April 1977
- 3.10 10 CFR PART 72—LICENSING REQUIREMENTS FOR THE INDEPENDENT STORAGE OF SPENT NUCLEAR FUEL, HIGH-LEVEL RADIOACTIVE WASTE, AND REACTOR-RELATED GREATER THAN CLASS C WASTE

APPENDIX A

Page 1 of 1

 P_i - Pathway Dose Rate Parameter

$$P_i (\text{inhalation}) = k' (BR) DFA_i \quad (\text{Eq A-1})$$

Where:

P_i = the pathway dose rate parameter for radionuclide, i , (other than noble gases) for the inhalation pathway, in mrem/yr per microcurie/ m^3 . The dose factors are based on the critical individual organ for the child age group.

k' = conversion factor, $1E6$ pCi/microcurie

BR = $3700 \text{ m}^3/\text{yr}$, breathing rate for child (Reg. Guide 1.109, Rev. 1, Table E-5)

DFA_i = the maximum organ inhalation dose factor for the infant age group for the i th radionuclide (mRem/pCi). Values are taken from Table E-10, Reg. Guide 1.109 (Rev. 1), or NUREG-0172.

Resolution of the units yields: (ODCM Part III Table 4.6)

$$P_i (\text{inhalation}) = 3.7E9 DFA_i (\text{mrem/yr per } \mu\text{Ci}/m^3) \quad (\text{Eq A-2})$$

NOTE: The latest NRC Guidance has deleted the requirement to determine P_i (ground plane) and P_i (food). In addition, the critical age group has been changed from infant to child.

APPENDIX B

Page 1 of 1

R_i - Inhalation Pathway Dose Factor

$$R_i = k' (BR) (DFA_{i,a,o}) \text{ (mrem/yr per microcurie/m}^3\text{)} \quad (\text{Eq B-1})$$

Where:

k' = conversion factor, 1E6 pCi/microcurie

BR = breathing rate, 1400, 3700, 8000, 8000 m³/yr for infant, child, teenager, and adult age groups, respectively. (Reg. Guide 1.109, Rev. 1, Table E-5)

DFA_{i,a,o} = the inhalation dose factor for organ, o, of the receptor of a given age group, a, and for the ith radionuclide, in mrem/pCi. The total body is considered as an organ in the selection of DFA_{i,a,o}. Values are taken from Tables E-7 through E-10, Reg. Guide 1.109 (Rev. 1), or NUREG 0172.

Resolutions of the units yields:

R_i = (1.4E9) (DFA_{i,a,o}) infant (ODCM Part III Table 5.2.1)

R_i = (3.7E9) (DFA_{i,a,o}) child (ODCM Part III Table 5.2.2)

R_i = (8.0E9) (DFA_{i,a,o}) teen and adult (ODCM Part III Tables 5.2.3 and 5.2.4)

APPENDIX C

Page 1 of 1

R_i - Ground Plane Pathway Dose Factor

$$R_i = k'k'' (\text{SF}) (\text{DFG}_i [(1 - e^{-\lambda_i t})/\lambda_i]) \quad (\text{Eq C-1})$$

Where:

k' = conversion factor, 1E6 pCi/microcurie**k''** = conversion factor, 8760 hr/yr**λ_i** = decay constant for the *i*th radionuclide, sec⁻¹**t** = the exposure time (this calculation assumes that decay is the only operating removal mechanism) 4.73 x 10⁸ sec. (15 yrs), Reg. Guide 1.109 (Rev. 1), Appendix C**DFG_i** = the ground plane dose conversion factor for the *i*th radionuclide (mrem/hr per pCi/m²). Values are taken from Table E-6, Reg. Guide 1.109 (Rev. 1), or NUREG 0172. These values apply to all age groups.**SF** = 0.7, shielding factor, from Table E-15 Reg. Guide 1.109 (Rev. 1)

Reference ODCM Part III Table 5.3.1

APPENDIX D

Page 1 of 2

R_i - Grass Cow-Milk Pathway Dose Factor

$$R_i = k' [(Q_F \times U_{AP}) / (\lambda_i + \lambda_w)] \times (F_m) \times (r) \times (DFL_{i,a,o}) \times [((f_p \times f_s)/Y_p) + ((1-f_p \times f_s) e^{-\lambda_i t_h})/Y_s] e^{-\lambda_i t_f} \quad (\text{Eq D-1})$$

Where:

k' = conversion factor, 1E6 picocurie/microcurie (pCi/μCi)**Q_F** = cow consumption rate, 50 kg/day, (Reg. Guide 1.109, Rev. 1)

goat consumption rate, 6 kg/day, (Reg. Guide 1.109, Rev. 1, Table E-2)

U_{AP} = Receptor's milk consumption rate; 330, 330, 400, 310 liters/yr for infant, child, teenager, and adult age groups, respectively (Reg. Guide 1.109, Rev. 1)**Y_P** = agricultural productivity by unit area of pasture feed grass, 0.7 kg/m² (NUREG-0133)**Y_s** = agricultural productivity by unit area of stored feed, 2.0 kg/m² (NUREG-0133)**F_m** = stable element transfer coefficient (Table E-1, Reg. Guide 1.109, Rev. 1)**r** = fraction of deposited activity retained in cow's feed grass, 0.2 for particulates, 1.0 for radioiodine (Table E-15, Reg. Guide 1.109, Rev. 1)**DFL_{i,a,o}** = the ingestion dose factor for organ, o, and the ith radionuclide for each respective age group, a (Tables E-11 to E-14, Reg. Guide 1.109, Rev. 1), or NUREG 0172.**λ_i** = decay constant for the ith radionuclide, sec⁻¹**λ_w** = decay constant for weathering, 5.73 x 10⁻⁷ sec⁻¹ (NUREG-0133); based on a 14 day half life**t_f** = 1.73 x 10⁵ sec, the transport time from pasture to cow to milk to receptor (Table E-15, Reg. Guide 1.109, Rev. 1), or 2 days**t_h** = 7.78 x 10⁶ sec, the transport time from pasture to harvest to cow to milk to receptor (Table E-15, Reg. Guide 1.109, Rev. 1), or 90 days**f_p** = 1.0, the fraction of the year that the cow is on pasture**f_s** = 1.0, the fraction of the cow feed that is pasture grass while the cow is on pasture

APPENDIX D

Page 2 of 2

The concentration of tritium in milk is based on the airborne concentration rather than the deposition. Therefore, R_i is based on (X/Q) :

$$R_{Ct,a,o} = k'k''' F_m Q_F U_{AP} DFL_{t,a,o} (.75 [.5/H]) \quad (\text{Eq D-2})$$

Where:

$k''' = 1E3$ grams/kg

$H = 8$ grams/m³, absolute humidity of the atmosphere

$.75 =$ fraction of the total feed grass mass that is water

$.5 =$ ratio of the specific activity of the feed grass water to the atmospheric water (NUREG-0133)

$DFL_{t,a,o} =$ the ingestion dose factor for tritium and organ, o, for each respective age group, a (Tables E-11 to E-14, Reg. Guide 1.109, Rev. 1), or NUREG 0172.

All other parameters and values are as given above.

NOTE: Goat-milk pathway factor, R_i , will be computed using the cow-milk pathway factor equation. F_m factor for goat-milk will be from Table E-2 Reg. Guide 1.109, Rev. 1.

Reference: ODCM Part III Tables 5.4.1 to 5.4.4

APPENDIX E

Page 1 of 2

R_i – Grass Cow-Meat Pathway Dose Factor

$$R_i = k' [(Q_F \times U_{AP}) / (\lambda_i + \lambda_w)] \times (F_f) \times (r) \times (DFL_{i,a,o}) \times [((f_p \times f_s)/Y_p) + ((1-f_p f_s) e^{-\lambda_i t_h})/Y_s] \times e^{-\lambda_i t_f} \quad (\text{Eq E-1})$$

Where:

k' = conversion factor, 1E6 picocurie/microcurie (pCi/μCi)**Q_F** = cow consumption rate, 50 kg/day, (Reg. Guide 1.109, Rev. 1)**U_{AP}** = Receptor's meat consumption rate; 0, 41, 65, 110 kg/yr for infant, child, teenager, and adult age groups, respectively (Reg. Guide 1.109, Rev. 1)**F_f** = the stable element transfer coefficients, days/kg (Table E-1, Reg. Guide 1.109, Rev. 1)**r** = fraction of deposited activity retained in cow's feed grass, 0.2 for particulates, 1.0 for radioiodine (Table E-15, Reg. Guide 1.109, Rev. 1)**DFL_{i,a,o}** = the ingestion dose factor for organ, o, and the ith radionuclide for each respective age group, a (Tables E-11 to E-14, Reg. Guide 1.109, Rev. 1), or NUREG 0172.**λ_i** = decay constant for the radionuclide i, sec⁻¹**λ_w** = decay constant for weathering, 5.73 x 10⁻⁷ sec⁻¹ (NUREG-0133), based on a 14 day half life**t_f** = 1.73 x 10⁶ sec, the transport time from pasture to receptor (NUREG-0133) or 20 days**t_h** = 7.78 x 10⁶ sec, the transport time from crop to receptor (NUREG-0133) or 90 days**Y_P** = agricultural productivity by unit area of pasture feed grass, 0.7 kg/m² (NUREG-0133)**Y_s** = agricultural productivity by unit area of stored feed, 2.0 kg/m² (NUREG-0133)**f_p** = 1.0, the fraction of the year that the cow is on pasture**f_s** = 1.0, the fraction of the cow feed that is pasture grass while the cow is on pasture

APPENDIX E

Page 2 of 2

The concentration of tritium in meat is based on the airborne concentration rather than the deposition. Therefore, R_i is based on (X/Q) :

$$R_{t,a,o} = k'k''' F_f Q_F U_{AP} (DFL_{t,a,o}) \times 0.75 \times (0.5/H)] \quad (\text{Eq E-2})$$

Where:

All terms are as defined above and in Appendix D.

Reference: ODCM Part III, Tables 5.6.1 to 5.6.4

APPENDIX F

Page 1 of 1

R_i - Vegetation Pathway Dose Factor

$$R_i = k' \times [r/(Y_v (\lambda_i + \lambda_w))] \times (DF_{L,i,a,o}) \times [(U^L_A) f_L e^{-\lambda_i t_L} + U^S_A f_g e^{-\lambda_i t_h}] \quad (\text{Eq F-1})$$

Where:

k' = 1E6 picocurie/microcurie (pCi/μCi)

U^L_A = the consumption rate of fresh leafy vegetation, 0, 26, 42, 64 kg/yr for infant, child, teenager, or adult age groups, respectively (Reg. Guide 1.109, Rev. 1)

U^S_A = the consumption rate of stored vegetation, 0, 520, 630, 520 kg/yr for infant, child, teenager, or adult age groups respectively (Reg. Guide 1.109, Rev. 1)

f_L = the fraction of the annual intake of fresh leafy vegetation grown locally, = 1.0 (NUREG-0133)

f_g = the fraction of the stored vegetation grown locally = 0.76 (NUREG-0133)

t_L = the average time between harvest of leafy vegetation and its consumption, 8.6 x 10⁴ seconds [Table E-15, Reg. Guide 1.109, Rev. 1 (24 hrs)]

t_h = the average time between harvest of stored leafy vegetation and its consumption, 5.18 x 10⁶ seconds, [Table E-15, Reg. Guide 1.109, Rev. 1 (60 days)]

Y_v = the vegetation area density, 2.0 kg/m² (Table E-15, Reg. Guide 1.109, Rev. 1)

All other parameters are as previously defined.

The concentration of tritium in vegetation is based on the airborne concentration rather than the deposition. Therefore, R_i is based on (X/Q)

$$R_{t,a,o} = k' k'' [U^L_A f_L + U^S_A f_g] (DF_{L,t,a,o}) (.75 [5/H]) \quad (\text{Eq F-2})$$

Where:

All terms are as defined above and in Appendix D.

Reference: ODCM Part III, Tables 5.7.1 to 5.7.4

APPENDIX A-F REFERENCES

Page 1 of 4

Parameters Used in Dose Factor Calculations

Parameter	Value	Origin of Value		
		Table in R.G. 1.109	Section of NUREG-0133	Site- Specific
	*** For P_i ***			
DFA_i	Each radionuclide	E-9		Note 1
BR	3700 m ³ /yr (child)	E-5		
	For R_i (Vegetation)			
r	Each element type	E-1		
Y_v	2.0 kg/m ²	E-15		
λw	5.73 E-7 sec ¹		5.3.1.3	
DFL_i	Each age group and radionuclide	E-11 thru E-14		Note 1
U_a^L	Each age group	E-5		
f_L	1.0		5.3.1.5	
t_L	8.6 E + 4 seconds	E-15		
U_a^S	Each age group	E-5		
f_g	0.76		5.3.1.5	
t_h	5.18 E + 6 seconds	E-15		
H	8.0 grams/m ³		5.2.1.3	
	For R_i (Inhalation)			
BR	Each age group	E-5		
DFA_i	Each age group and nuclide	E-7 thru E-10		Note 1

APPENDIX A-F REFERENCES

Page 2 of 4

Parameters Used in Dose Factor Calculations

Parameter	Value	Origin of Value		
		Table in R.G. 1.109	Section of NUREG-0133	Site- Specific
	*** For R_i (Ground Plane) ***			
SF	0.7	E-15		
DFG _i	Each radionuclide	E-6		
t	4.73 E + 8 sec		5.3.1.2	
	*** For R_i (Grass/Animal/Meat) ***			
Q _F (Cow)	50 kg/day	E-3		
Q _F (Goat)	6 kg/day	E-3		Ref. Only
U _{ap}	Each age group	E-5		
λ_w	5.73 E-7 sec ¹		5.3.1.3	
F _f (Both)	Each element	E-1		
r	Each element type	E-15		
DFL _i	Each age group and nuclide	E-11 thru E-14		Note 1
f _p	1.0		5.3.1.3	Note 2
f _s	1.0		5.3.1.3	Note 2
Y _p	0.7 kg/m ²	E-15		
t _h	7.78 E + 6 sec	E-15		
Y _s	2.0 kg/m ²	E-15		
t _f	1.73 E + 6 sec	E-15		
H	8.0 grams/m ³		5.2.1.3	

APPENDIX A-F REFERENCES

Page 3 of 4

Parameters Used in Dose Factor Calculations

Parameter	Value	Origin of Value		
		Table in R.G. 1.109	Section of NUREG-0133	Site- Specific
	*** For R_i (Grass/Cow/Milk) ***			
Q_f	50 kg/day	E-3		
U_{ap}	Each age group	E-5		
λ_w	5.73 E-7 sec ¹		5.3.1.3	
F_m	Each element	E-1		
r	Each element type	E-15		
DFL_1	Each age group and nuclide	E-11 thru E-14		Note 1
Y_p	0.7 kg/m ²	E-15		
t_h	7.78 E + 6 sec	E-15		
Y_s	2.0 kg/m ²	E-15		
t_f	1.73 E + 5 sec	E-15		
f_p	1.0		5.3.1.3	
f_s	1.0		5.3.1.3	
H	8.0 grams/m ³		5.2.1.3	

APPENDIX A-F REFERENCES

Page 4 of 4

NOTES

1. Inhalation and ingestion dose factors were taken from the indicated source. For each age group, for each nuclide, the organ dose factor used was the highest dose factor for that nuclide and age group in the referenced table.
2. Typically, beef cattle are raised all year on pasture. Annual land surveys have indicated that the small number of goats raised within 5 miles, typically are used for grass control and not food or milk. Nevertheless, the goats can be treated as full meat sources where present, despite the fact that their numbers cannot sustain the meat consumption rates of Table E-5, NUREG-0133.

REFERENCES

1. Regulatory Guide 1.109, "Calculation of Annual Doses to Man from Routine Releases of Reactor Effluents for the Purpose of Evaluating Compliance with 10 CFR Part 50, Appendix I," Revision 1, October 1977.
2. TMI-1 Technical Specifications, attached to Facility Operating License No. DPR-50.
3. NUREG-0133, "Preparation of Radiological Effluent Technical Specifications for Nuclear Power Plants," October 1978

**Enclosure 1: 2022 Annual Radioactive Effluent Release Report for TMI
Attachment 5 – Page 1 of 1**

**Instrumentation Not Returned to Operable
Status Within 30 Days During 2022**

There was one instrument not returned to operable status within 30 days per the TMI ODCM Part 1, Sections 2.1.1.b and 2.1.2.b and Part 2, Section 2.1.2.b during 2022.

On 3/24/2021 IR 4411228 was written to indicate a degraded condition of SR-FT-146. Multiple attempts were made to facilitate a repair. The propeller was sent back from the vendor with a current calibration. The inoperable status of SR-FT-146 was 01/01/2022 – 05/02/2022.

Annual Summary of Hourly Meteorological Data for 2022

In 2022, an osprey returned and nested on the TMI meteorological tower. However, the station was able to calibrate the sensors and instrumentation before and after the osprey nested. The percent data recovery for meteorological information for 2022 was 99.6 percent. The data is presented by quarter.

Enclosure 1: 2022 Annual Radioactive Effluent Release Report for TMI
Attachment 6 - Page 2 of 17

Three Mile Island Alpha
 Period of Record: **January - March 2022**
 Stability Class - **Extremely Unstable** - 145Ft-31Ft Delta-T (F)
 Winds Measured at 98 Feet
 Wind Speed (in mph)

<u>Wind Direction</u>	<u>1-3</u>	<u>4-7</u>	<u>8-12</u>	<u>13-18</u>	<u>19-24</u>	<u>>24</u>	<u>Total</u>
N	1	5	1	0	0	0	7
NNE	0	0	0	0	0	0	0
NE	0	1	0	0	0	0	1
ENE	0	0	0	0	0	0	0
E	0	0	0	0	0	0	0
ESE	0	2	1	0	0	0	3
SE	1	3	4	0	0	0	8
SSE	1	4	2	0	0	0	7
S	0	6	17	1	0	0	24
SSW	1	4	9	2	0	0	16
SW	1	3	3	1	0	0	8
WSW	0	1	0	0	0	0	1
W	1	0	0	0	0	0	1
WNW	2	2	1	1	0	0	6
NW	1	1	1	4	2	0	9
NNW	3	3	2	4	2	0	14
Variable	0	0	0	0	0	0	0
Total	12	35	41	13	4	0	105

Hours of calm in this stability class: 0

Hours of missing wind measurements in this stability class: 0

Hours of missing stability measurements in all stability classes: 0

Three Mile Island Alpha
 Period of Record: **January - March 2022**
 Stability Class - **Moderately Unstable** - 145Ft-31Ft Delta-T (F)
 Winds Measured at 98 Feet
 Wind Speed (in mph)

<u>Wind Direction</u>	<u>1-3</u>	<u>4-7</u>	<u>8-12</u>	<u>13-18</u>	<u>19-24</u>	<u>>24</u>	<u>Total</u>
N	0	1	0	1	0	0	2
NNE	0	0	0	0	0	0	0
NE	0	0	0	0	0	0	0
ENE	0	0	0	0	0	0	0
E	0	0	0	0	0	0	0
ESE	0	1	1	0	0	0	2
SE	0	2	1	0	0	0	3
SSE	1	2	1	0	0	0	4
S	0	1	4	1	0	0	6
SSW	0	2	2	0	0	0	4
SW	0	1	0	0	0	0	1
WSW	0	0	0	0	0	0	0
W	0	0	0	0	0	0	0
WNW	0	1	0	1	0	0	2
NW	0	1	1	10	5	0	17
NNW	1	0	3	3	1	0	8
Variable	0	0	0	0	0	0	0
Total	2	12	13	16	6	0	49

Hours of calm in this stability class: 0

Hours of missing wind measurements in this stability class: 0

Hours of missing stability measurements in all stability classes: 0

Enclosure 1: 2022 Annual Radioactive Effluent Release Report for TMI
Attachment 6 - Page 3 of 17

Three Mile Island Alpha
 Period of Record: **January - March 2022**
 Stability Class - **Slightly Unstable** - 145Ft-31Ft Delta-T (F)
 Winds Measured at 98 Feet
 Wind Speed (in mph)

<u>Wind Direction</u>	<u>1-3</u>	<u>4-7</u>	<u>8-12</u>	<u>13-18</u>	<u>19-24</u>	<u>>24</u>	<u>Total</u>
N	0	1	1	0	0	0	2
NNE	0	0	0	0	0	0	0
NE	0	1	0	0	0	0	1
ENE	0	1	0	0	0	0	1
E	0	0	0	0	0	0	0
ESE	0	1	1	1	0	0	3
SE	1	2	0	0	0	0	3
SSE	1	1	0	0	0	0	2
S	2	1	2	0	0	0	5
SSW	2	2	2	1	0	0	7
SW	0	1	1	0	0	0	2
WSW	0	1	1	0	0	0	2
W	0	1	2	1	0	0	4
WNW	0	1	2	3	7	0	13
NW	1	1	5	9	5	1	22
NNW	1	1	4	5	1	0	12
Variable	0	0	0	0	0	0	0
Total	8	16	21	20	13	1	79

Hours of calm in this stability class: 0
 Hours of missing wind measurements in this stability class: 0
 Hours of missing stability measurements in all stability classes: 0

Three Mile Island Alpha
 Period of Record: **January - March 2022**
 Stability Class - **Neutral** - 145Ft-31Ft Delta-T (F)
 Winds Measured at 98 Feet
 Wind Speed (in mph)

<u>Wind Direction</u>	<u>1-3</u>	<u>4-7</u>	<u>8-12</u>	<u>13-18</u>	<u>19-24</u>	<u>>24</u>	<u>Total</u>
N	10	14	23	8	0	0	55
5NNE	4	17	8	0	0	0	29
NE	6	14	0	0	0	0	20
ENE	2	15	0	0	0	0	17
E	9	13	5	0	0	0	27
ESE	10	14	14	2	0	0	40
SE	7	24	10	0	0	0	41
SSE	8	18	13	0	0	0	39
S	11	22	13	4	1	0	51
SSW	3	6	6	8	2	0	25
SW	4	5	8	3	0	0	20
WSW	1	9	2	5	0	0	17
W	2	11	30	28	2	0	73
WNW	2	12	44	75	32	2	167
NW	0	13	54	54	32	1	154
NNW	5	7	41	41	15	1	110
Variable	0	0	0	0	0	0	0
Total	84	214	271	228	84	4	885

Hours of calm in this stability class: 0
 Hours of missing wind measurements in this stability class: 0
 Hours of missing stability measurements in all stability classes: 0

Enclosure 1: 2022 Annual Radioactive Effluent Release Report for TMI
Attachment 6 - Page 4 of 17

Three Mile Island Alpha
 Period of Record: **January - March 2022**
 Stability Class - **Slightly Stable** - 145Ft-31Ft Delta-T (F)
 Winds Measured at 98 Feet
 Wind Speed (in mph)

<u>Wind Direction</u>	<u>1-3</u>	<u>4-7</u>	<u>8-12</u>	<u>13-18</u>	<u>19-24</u>	<u>>24</u>	<u>Total</u>
N	13	20	9	1	0	0	43
NNE	6	8	1	0	0	0	15
NE	15	6	0	0	0	0	21
ENE	16	6	1	1	0	0	24
E	23	23	0	1	1	0	48
ESE	16	29	4	0	0	0	49
SE	15	37	5	0	0	0	57
SSE	12	27	2	0	0	0	41
S	9	14	11	9	0	0	43
SSW	6	9	5	13	2	0	35
SW	11	9	8	4	0	0	32
WSW	1	11	4	2	1	0	19
W	8	11	9	2	0	1	31
WNW	7	14	15	8	4	0	48
NW	13	13	24	21	7	0	18
NNW	12	26	10	6	9	2	65
Variable	0	0	0	0	0	0	0
Total	183	263	108	68	24	3	649

Hours of calm in this stability class: 0
 Hours of missing wind measurements in this stability class: 0
 Hours of missing stability measurements in all stability classes: 0

Three Mile Island Alpha
 Period of Record: **January - March 2022**
 Stability Class - **Moderately Stable** - 145Ft-31Ft Delta-T (F)
 Winds Measured at 98 Feet
 Wind Speed (in mph)

<u>Wind Direction</u>	<u>1-3</u>	<u>4-7</u>	<u>8-12</u>	<u>13-18</u>	<u>19-24</u>	<u>>24</u>	<u>Total</u>
N	13	8	0	0	0	0	21
NNE	6	1	0	0	0	0	7
NE	7	1	0	0	0	0	8
ENE	6	0	0	0	0	0	6
E	19	3	0	0	0	0	22
ESE	17	10	0	0	0	0	27
SE	17	17	1	0	0	0	35
SSE	20	6	0	0	0	0	26
S	18	3	1	0	0	0	22
SSW	9	5	0	0	0	0	14
SW	11	5	3	0	0	0	19
WSW	8	3	0	0	0	0	11
W	8	1	1	0	0	0	10
WNW	8	4	2	0	0	0	14
NW	2	5	3	0	0	0	10
NNW	4	8	1	1	0	0	14
Variable	0	0	0	0	0	0	0
Total	173	80	12	1	0	0	266

Hours of calm in this stability class: 4
 Hours of missing wind measurements in this stability class: 0
 Hours of missing stability measurements in all stability classes: 0

Enclosure 1: 2022 Annual Radioactive Effluent Release Report for TMI
Attachment 6 - Page 5 of 17

Three Mile Island Alpha
 Period of Record: **January - March 2022**
 Stability Class – **Extremely Stable** - 145Ft-31Ft Delta-T (F)
 Winds Measured at 98 Feet
 Wind Speed (in mph)

<u>Wind Direction</u>	<u>1-3</u>	<u>4-7</u>	<u>8-12</u>	<u>13-18</u>	<u>19-24</u>	<u>>24</u>	<u>Total</u>
N	8	1	0	0	0	0	9
NNE	5	2	0	0	0	0	7
NE	1	0	0	0	0	0	1
ENE	2	1	0	0	0	0	3
E	5	2	0	0	0	0	7
ESE	9	1	0	0	0	0	10
SE	14	3	0	0	0	0	17
SSE	6	0	0	0	0	0	6
S	16	3	0	0	0	0	19
SSW	7	0	0	0	0	0	7
SW	8	0	0	0	0	0	8
WSW	3	0	0	0	0	0	3
W	5	1	0	0	0	0	6
WNW	1	3	0	0	0	0	4
NW	4	2	0	0	0	0	6
NNW	6	3	0	0	0	0	9
Variable	0	0	0	0	0	0	0
Total	100	22	0	0	0	0	122

Hours of calm in this stability class: 1
 Hours of missing wind measurements in this stability class: 0
 Hours of missing stability measurements in all stability classes: 0

Enclosure 1: 2022 Annual Radioactive Effluent Release Report for TMI
Attachment 6 - Page 6 of 17

Three Mile Island Alpha
 Period of Record: **April - June 2022**
 Stability Class - **Extremely Unstable** - 145Ft-31Ft Delta-T (F)
 Winds Measured at 98 Feet
 Wind Speed (in mph)

<u>Wind Direction</u>	<u>1-3</u>	<u>4-7</u>	<u>8-12</u>	<u>13-18</u>	<u>19-24</u>	<u>>24</u>	<u>Total</u>
N	1	7	3	0	0	0	11
NNE	0	1	0	0	0	0	1
NE	0	2	1	0	0	0	3
ENE	0	2	8	0	0	0	10
E	0	2	2	0	0	0	4
ESE	0	2	6	1	0	0	9
SE	0	5	11	0	0	0	16
SSE	0	5	2	0	0	0	7
S	0	5	10	0	0	0	15
SSW	0	3	12	2	0	0	17
SW	0	2	2	2	0	0	6
WSW	0	2	0	0	0	0	2
W	1	5	0	0	0	0	6
WNW	3	5	2	0	0	0	10
NW	1	9	5	7	3	0	25
NNW	4	9	8	2	2	0	25
Variable	0	0	0	0	0	0	0
Total	10	66	72	14	5	0	167

Hours of calm in this stability class: 0
 Hours of missing wind measurements in this stability class: 0
 Hours of missing stability measurements in all stability classes: 2

Three Mile Island Alpha
 Period of Record: **April - June 2022**
 Stability Class - **Moderately Unstable** - 145Ft-31Ft Delta-T (F)
 Winds Measured at 98 Feet
 Wind Speed (in mph)

<u>Wind Direction</u>	<u>1-3</u>	<u>4-7</u>	<u>8-12</u>	<u>13-18</u>	<u>19-24</u>	<u>>24</u>	<u>Total</u>
N	0	1	0	0	0	0	1
NNE	0	1	0	0	0	0	1
NE	0	1	0	0	0	0	1
ENE	0	3	2	0	0	0	5
E	0	0	1	0	0	0	1
ESE	0	5	2	1	0	0	8
SE	0	6	2	0	0	0	8
SSE	0	7	0	0	0	0	7
S	1	2	2	0	0	0	5
SSW	0	4	0	2	0	0	6
SW	0	7	0	0	0	0	7
WSW	1	1	0	0	0	0	2
W	2	2	0	0	0	0	4
WNW	3	0	4	0	0	0	7
NW	1	2	5	6	4	0	18
NNW	0	3	1	4	0	0	8
Variable	0	0	0	0	0	0	0
Total	8	45	19	13	4	0	89

Hours of calm in this stability class: 0
 Hours of missing wind measurements in this stability class: 0
 Hours of missing stability measurements in all stability classes: 2

Enclosure 1: 2022 Annual Radioactive Effluent Release Report for TMI
Attachment 6 - Page 7 of 17

Three Mile Island Alpha
 Period of Record: **April - June 2022**
 Stability Class – **Slightly Unstable** - 145Ft-31Ft Delta-T (F)
 Winds Measured at 98 Feet
 Wind Speed (in mph)

Wind Direction	1-3	4-7	8-12	13-18	19-24	>24	Total
N	0	0	0	0	0	0	0
NNE	0	0	0	0	0	0	0
NE	0	1	1	0	0	0	2
ENE	1	1	3	0	0	0	5
E	0	4	1	0	0	0	5
ESE	2	2	3	1	0	0	8
SE	1	14	7	0	0	0	22
SSE	1	1	2	0	0	0	4
S	0	5	2	1	0	0	8
SSW	1	3	4	0	0	0	8
SW	0	2	2	0	0	0	3
WSW	3	0	0	0	0	0	3
W	1	1	0	0	0	0	2
WNW	1	3	1	0	0	0	5
NW	1	3	11	4	7	0	26
NNW	1	5	2	5	1	0	14
Variable	0	0	0	0	0	0	0
Total	13	45	39	11	8	0	115

Hours of calm in this stability class: 0
 Hours of missing wind measurements in this stability class: 0
 Hours of missing stability measurements in all stability classes: 2

Three Mile Island Alpha
 Period of Record: **April - June 2022**
 Stability Class – **Neutral** - 145Ft-31Ft Delta-T (F)
 Winds Measured at 98 Feet
 Wind Speed (in mph)

Wind Direction	1-3	4-7	8-12	13-18	19-24	>24	Total
N	5	6	7	0	0	0	18
NNE	7	7	5	0	0	0	19
NE	6	11	8	1	0	0	26
ENE	11	21	9	0	0	0	41
E	18	29	12	1	0	0	60
ESE	7	57	17	2	0	0	83
SE	8	54	46	6	0	0	114
SSE	7	55	4	0	0	0	66
S	11	26	10	5	0	0	52
SSW	6	27	9	2	0	0	44
SW	12	15	7	4	0	0	38
WSW	9	7	6	0	0	0	22
W	11	27	17	17	6	0	78
WNW	10	20	39	41	9	0	119
NW	15	17	60	41	26	0	159
NNW	23	9	19	12	2	0	65
Variable	0	0	0	0	0	0	0
Total	166	388	275	132	43	0	1004

Hours of calm in this stability class: 0
 Hours of missing wind measurements in this stability class: 0
 Hours of missing stability measurements in all stability classes: 2

Enclosure 1: 2022 Annual Radioactive Effluent Release Report for TMI
Attachment 6 - Page 8 of 17

Three Mile Island Alpha
Period of Record: **April - June 2022**
Stability Class - **Slightly Stable** - 145Ft-31Ft Delta-T (F)
Winds Measured at 98 Feet
Wind Speed (in mph)

<u>Wind Direction</u>	<u>1-3</u>	<u>4-7</u>	<u>8-12</u>	<u>13-18</u>	<u>19-24</u>	<u>>24</u>	<u>Total</u>
N	5	21	3	0	0	0	31
NNE	3	8	3	0	0	0	14
NE	11	7	0	0	0	0	18
ENE	14	2	1	0	0	0	17
E	14	14	2	0	0	0	30
ESE	17	20	2	0	0	0	39
SE	24	26	2	0	0	0	52
SSE	22	5	0	0	0	0	27
S	13	9	2	0	0	0	24
SSW	7	12	7	0	0	0	28
SW	7	11	3	0	0	0	21
WSW	5	19	1	0	0	0	25
W	8	21	6	0	0	0	35
WNW	4	16	15	2	0	0	37
NW	8	12	18	7	1	0	46
NNW	7	19	5	4	0	0	35
Variable	0	0	0	0	0	0	0
Total	169	222	70	17	1	0	479

Hours of calm in this stability class: 2
Hours of missing wind measurements in this stability class: 0
Hours of missing stability measurements in all stability classes: 2

Three Mile Island Alpha
Period of Record: **April - June 2022**
Stability Class - **Moderately Stable** - 145Ft-31Ft Delta-T (F)
Winds Measured at 98 Feet
Wind Speed (in mph)

<u>Wind Direction</u>	<u>1-3</u>	<u>4-7</u>	<u>8-12</u>	<u>13-18</u>	<u>19-24</u>	<u>>24</u>	<u>Total</u>
N	6	6	0	0	0	0	12
NNE	3	2	0	0	0	0	5
NE	3	0	0	0	0	0	3
ENE	7	1	0	0	0	0	8
E	2	1	0	0	0	0	3
ESE	11	4	0	0	0	0	15
SE	10	4	0	0	0	0	14
SSE	16	2	0	0	0	0	18
S	23	1	0	0	0	0	24
SSW	14	1	1	0	0	0	16
SW	16	1	0	0	0	0	17
WSW	15	2	0	0	0	0	17
W	12	5	0	0	0	0	17
WNW	6	1	1	0	0	0	8
NW	7	1	1	0	0	0	9
NNW	6	5	2	0	0	0	13
Variable	0	0	0	0	0	0	0
Total	157	37	5	0	0	0	199

Hours of calm in this stability class: 1
Hours of missing wind measurements in this stability class: 0
Hours of missing stability measurements in all stability classes: 2

Enclosure 1: 2022 Annual Radioactive Effluent Release Report for TMI
Attachment 6 - Page 9 of 17

Three Mile Island Alpha
 Period of Record: **April - June 2022**
 Stability Class – **Extremely Stable** - 145Ft-31Ft Delta-T (F)
 Winds Measured at 98 Feet
 Wind Speed (in mph)

<u>Wind Direction</u>	<u>1-3</u>	<u>4-7</u>	<u>8-12</u>	<u>13-18</u>	<u>19-24</u>	<u>>24</u>	<u>Total</u>
N	5	3	0	0	0	0	8
NNE	3	0	0	0	0	0	3
NE	2	3	0	0	0	0	5
ENE	3	2	0	0	0	0	5
E	4	3	0	0	0	0	7
ESE	13	0	0	0	0	0	13
SE	12	0	0	0	0	0	12
SSE	11	1	0	0	0	0	12
S	14	0	0	0	0	0	14
SSW	12	0	0	0	0	0	12
SW	10	1	0	0	0	0	11
WSW	9	1	0	0	0	0	10
W	4	0	0	0	0	0	4
WNW	1	0	0	0	0	0	1
NW	0	0	0	0	0	0	0
NNW	5	1	0	0	0	0	6
Variable	0	0	0	0	0	0	0
Total	108	15	0	0	0	0	123

Hours of calm in this stability class: 3
 Hours of missing wind measurements in this stability class: 0
 Hours of missing stability measurements in all stability classes: 2

Enclosure 1: 2022 Annual Radioactive Effluent Release Report for TMI
Attachment 6 - Page 10 of 17

Three Mile Island Alpha
 Period of Record: **July - September 2022**
 Stability Class - **Extremely Unstable** - 145Ft-31Ft Delta-T (F)
 Winds Measured at 98 Feet
 Wind Speed (in mph)

<u>Wind Direction</u>	<u>1-3</u>	<u>4-7</u>	<u>8-12</u>	<u>13-18</u>	<u>19-24</u>	<u>>24</u>	<u>Total</u>
N	0	4	5	1	0	0	10
NNE	0	0	0	0	0	0	0
NE	0	0	0	0	0	0	0
ENE	1	3	2	0	0	0	6
E	0	3	1	0	0	0	4
ESE	0	7	0	0	0	0	7
SE	1	10	4	0	0	0	15
SSE	2	12	0	0	0	0	14
S	2	14	9	0	0	0	25
SSW	2	14	21	2	0	0	39
SW	5	17	14	0	0	0	36
WSW	0	3	1	1	0	0	5
W	8	7	4	1	0	0	20
WNW	6	11	12	0	0	0	29
NW	10	21	28	11	0	0	70
NNW	4	18	15	0	2	0	39
Variable	0	0	0	0	0	0	0
Total	41	144	116	16	2	0	319

Hours of calm in this stability class: 0
 Hours of missing wind measurements in this stability class: 0
 Hours of missing stability measurements in all stability classes: 0

Three Mile Island Alpha
 Period of Record: **July - September 2022**
 Stability Class - **Moderately Unstable** - 145Ft-31Ft Delta-T (F)
 Winds Measured at 98 Feet
 Wind Speed (in mph)

<u>Wind Direction</u>	<u>1-3</u>	<u>4-7</u>	<u>8-12</u>	<u>13-18</u>	<u>19-24</u>	<u>>24</u>	<u>Total</u>
N	0	2	4	0	0	0	6
NNE	1	1	1	0	0	0	3
NE	0	0	0	0	0	0	0
ENE	0	0	0	0	0	0	0
E	1	2	0	0	0	0	3
ESE	0	0	0	0	0	0	0
SE	0	4	1	0	0	0	5
SSE	0	4	0	0	0	0	4
S	1	6	1	0	0	0	8
SSW	0	6	7	0	0	0	13
SW	4	7	4	0	0	0	15
WSW	2	0	1	0	0	0	3
W	3	2	3	0	0	0	8
WNW	3	2	2	0	0	0	7
NW	2	7	6	7	0	0	22
NNW	3	5	4	1	0	0	13
Variable	0	0	0	0	0	0	0
Total	20	48	34	8	0	0	110

Hours of calm in this stability class: 0
 Hours of missing wind measurements in this stability class: 0
 Hours of missing stability measurements in all stability classes: 0

Enclosure 1: 2022 Annual Radioactive Effluent Release Report for TMI
Attachment 6 - Page 11 of 17

Three Mile Island Alpha
 Period of Record: **July - September 2022**
 Stability Class – **Slightly Unstable** - 145Ft-31Ft Delta-T (F)
 Winds Measured at 98 Feet
 Wind Speed (in mph)

Wind Direction	1-3	4-7	8-12	13-18	19-24	>24	Total
N	0	0	2	1	0	0	3
NNE	0	0	0	0	0	0	0
NE	0	5	0	0	0	0	5
ENE	0	1	0	0	0	0	1
E	1	3	0	0	0	0	4
ESE	1	2	0	0	0	0	3
SE	0	4	2	0	0	0	7
SSE	2	1	1	0	0	0	4
S	2	4	2	0	0	0	8
SSW	0	3	3	0	0	0	6
SW	0	6	7	0	0	0	13
WSW	2	3	1	1	0	0	7
W	0	1	3	0	0	0	4
WNW	4	0	3	0	0	0	7
NW	1	4	6	2	0	0	13
NNW	4	1	1	0	0	0	6
Variable	0	0	0	0	0	0	0
Total	16	38	31	4	0	0	91

Hours of calm in this stability class: 0
 Hours of missing wind measurements in this stability class: 0
 Hours of missing stability measurements in all stability classes: 0

Three Mile Island Alpha
 Period of Record: **July - September 2022**
 Stability Class – **Neutral** - 145Ft-31Ft Delta-T (F)
 Winds Measured at 98 Feet
 Wind Speed (in mph)

Wind Direction	1-3	4-7	8-12	13-18	19-24	>24	Total
N	8	14	6	0	0	0	28
NNE	12	3	3	0	0	0	18
NE	10	12	1	0	0	0	23
ENE	10	6	0	0	0	0	16
E	11	17	0	0	0	0	28
ESE	21	21	2	0	0	0	44
SE	23	33	1	0	0	0	57
SSE	20	33	3	0	0	0	56
S	12	53	4	0	0	0	69
SSW	11	61	22	1	0	0	95
SW	11	49	12	1	0	0	73
WSW	10	37	11	1	0	0	59
W	8	23	16	1	0	0	48
WNW	8	26	19	3	0	0	56
NW	13	9	24	11	4	0	61
NNW	5	16	10	5	2	0	38
Variable	0	0	0	0	0	0	0
Total	193	413	134	23	6	0	769

Hours of calm in this stability class: 0
 Hours of missing wind measurements in this stability class: 0
 Hours of missing stability measurements in all stability classes: 0

Enclosure 1: 2022 Annual Radioactive Effluent Release Report for TMI
Attachment 6 - Page 12 of 17

Three Mile Island Alpha
 Period of Record: **July - September 2022**
 Stability Class - **Slightly Stable** - 145Ft-31Ft Delta-T (F)
 Winds Measured at 98 Feet
 Wind Speed (in mph)

Wind Direction	1-3	4-7	8-12	13-18	19-24	>24	Total
N	14	32	6	0	0	0	52
NNE	8	5	0	0	0	0	13
NE	9	9	0	0	0	0	18
ENE	8	5	0	0	0	0	13
E	9	9	0	0	0	0	18
ESE	16	5	0	0	0	0	21
SE	31	14	0	0	0	0	45
SSE	24	14	0	0	0	0	38
S	27	18	2	0	0	0	47
SSW	15	24	2	0	0	0	41
SW	24	30	5	0	0	0	59
WSW	24	54	4	0	0	0	82
W	17	37	3	0	0	0	57
WNW	12	31	5	1	0	0	49
NW	3	12	13	0	0	0	28
NNW	4	23	10	0	0	0	37
Variable	0	0	0	0	0	0	0
Total	245	322	50	1	0	0	618

Hours of calm in this stability class: 0
 Hours of missing wind measurements in this stability class: 0
 Hours of missing stability measurements in all stability classes: 0

Three Mile Island Alpha
 Period of Record: **July - September 2022**
 Stability Class - **Moderately Stable** - 145Ft-31Ft Delta-T (F)
 Winds Measured at 98 Feet
 Wind Speed (in mph)

Wind Direction	1-3	4-7	8-12	13-18	19-24	>24	Total
N	3	6	0	0	0	0	9
NNE	3	0	0	0	0	0	3
NE	4	0	0	0	0	0	4
ENE	4	0	0	0	0	0	4
E	6	3	0	0	0	0	9
ESE	19	5	0	0	0	0	24
SE	24	5	0	0	0	0	29
SSE	34	1	0	0	0	0	35
S	24	1	0	0	0	0	25
SSW	27	2	0	0	0	0	29
SW	28	1	0	0	0	0	29
WSW	10	2	0	0	0	0	12
W	9	1	0	0	0	0	10
WNW	3	1	0	0	0	0	4
NW	3	0	0	0	0	0	3
NNW	5	5	1	0	0	0	11
Variable	0	0	0	0	0	0	0
Total	206	33	1	0	0	0	240

Hours of calm in this stability class: 5
 Hours of missing wind measurements in this stability class: 0
 Hours of missing stability measurements in all stability classes: 0

Enclosure 1: 2022 Annual Radioactive Effluent Release Report for TMI
Attachment 6 - Page 13 of 17

Three Mile Island Alpha
 Period of Record: **July - September 2022**
 Stability Class – **Extremely Stable** - 145Ft-31Ft Delta-T (F)
 Winds Measured at 98 Feet
 Wind Speed (in mph)

<u>Wind Direction</u>	<u>1-3</u>	<u>4-7</u>	<u>8-12</u>	<u>13-18</u>	<u>19-24</u>	<u>>24</u>	<u>Total</u>
N	2	0	0	0	0	0	2
NNE	0	0	0	0	0	0	0
NE	3	0	0	0	0	0	3
ENE	1	0	0	0	0	0	1
E	1	0	0	0	0	0	1
ESE	4	0	0	0	0	0	4
SE	1	2	0	0	0	0	3
SSE	6	0	0	0	0	0	6
S	6	0	0	0	0	0	6
SSW	7	0	0	0	0	0	7
SW	6	0	0	0	0	0	6
WSW	3	0	0	0	0	0	3
W	4	0	0	0	0	0	4
WNW	2	0	0	0	0	0	2
NW	3	0	0	0	0	0	3
NNW	2	1	0	0	0	0	3
Variable	0	0	0	0	0	0	0
Total	51	3	0	0	0	0	54

Hours of calm in this stability class: 2
 Hours of missing wind measurements in this stability class: 0
 Hours of missing stability measurements in all stability classes: 0

Enclosure 1: 2022 Annual Radioactive Effluent Release Report for TMI
Attachment 6 - Page 14 of 17

Three Mile Island Alpha
 Period of Record: **October - December 2022**
 Stability Class - **Extremely Unstable** - 145Ft-31Ft Delta-T (F)
 Winds Measured at 98 Feet
 Wind Speed (in mph)

<u>Wind Direction</u>	<u>1-3</u>	<u>4-7</u>	<u>8-12</u>	<u>13-18</u>	<u>19-24</u>	<u>>24</u>	<u>Total</u>
N	0	1	3	0	0	0	4
NNE	0	0	0	0	0	0	0
NE	0	0	0	0	0	0	0
ENE	0	0	0	0	0	0	0
E	0	1	0	0	0	0	1
ESE	0	0	0	0	0	0	0
SE	0	0	0	0	0	0	0
SSE	2	2	0	0	0	0	4
S	1	2	3	1	0	0	7
SSW	1	3	3	2	0	0	9
SW	0	1	4	3	0	0	8
WSW	0	2	4	3	0	0	9
W	1	2	6	1	0	0	10
WNW	2	0	1	1	0	0	4
NW	0	8	7	0	0	0	15
NNW	3	1	2	7	0	0	13
Variable	0	0	0	0	0	0	0
Total	10	23	33	18	0	0	84

Hours of calm in this stability class: 0
 Hours of missing wind measurements in this stability class: 0
 Hours of missing stability measurements in all stability classes: 3

Three Mile Island Alpha
 Period of Record: **October - December 2022**
 Stability Class - **Moderately Unstable** - 145Ft-31Ft Delta-T (F)
 Winds Measured at 98 Feet
 Wind Speed (in mph)

<u>Wind Direction</u>	<u>1-3</u>	<u>4-7</u>	<u>8-12</u>	<u>13-18</u>	<u>19-24</u>	<u>>24</u>	<u>Total</u>
N	0	0	0	0	0	0	0
NNE	0	1	0	0	0	0	1
NE	0	0	0	0	0	0	0
ENE	0	0	0	0	0	0	0
E	0	0	0	0	0	0	0
ESE	0	0	0	0	0	0	0
SE	1	3	0	0	0	0	4
SSE	1	3	0	0	0	0	4
S	0	3	6	1	0	0	10
SSW	0	2	0	0	0	0	2
SW	1	1	0	2	0	0	4
WSW	0	0	0	2	0	0	2
W	0	1	2	4	0	0	7
WNW	0	0	1	3	1	0	5
NW	0	3	0	1	2	0	6
NNW	1	1	0	1	1	0	4
Variable	0	0	0	0	0	0	0
Total	4	18	9	14	4	0	49

Hours of calm in this stability class: 0
 Hours of missing wind measurements in this stability class: 0
 Hours of missing stability measurements in all stability classes: 3

Enclosure 1: 2022 Annual Radioactive Effluent Release Report for TMI
Attachment 6 - Page 15 of 17

Three Mile Island Alpha
 Period of Record: **October - December 2022**
 Stability Class – **Slightly Unstable** - 145Ft-31Ft Delta-T (F)
 Winds Measured at 98 Feet
 Wind Speed (in mph)

Wind Direction	1-3	4-7	8-12	13-18	19-24	>24	Total
N	0	0	0	0	0	0	0
NNE	0	0	0	0	0	0	0
NE	0	0	0	0	0	0	0
ENE	1	0	0	0	0	0	1
E	0	0	0	0	0	0	0
ESE	0	2	0	0	0	0	2
SE	2	0	0	0	0	0	2
SSE	0	5	1	0	0	0	6
S	0	5	1	0	0	0	6
SSW	1	1	0	0	0	0	2
SW	0	1	2	1	0	0	4
WSW	0	2	0	3	0	0	5
W	1	2	1	1	0	0	5
WNW	0	0	4	2	0	0	6
NW	0	2	4	0	1	0	7
NNW	0	1	3	2	0	0	6
Variable	0	0	0	0	0	0	0
Total	5	21	16	9	1	0	52

Hours of calm in this stability class: 0
 Hours of missing wind measurements in this stability class: 0
 Hours of missing stability measurements in all stability classes: 3

Three Mile Island Alpha
 Period of Record: **October - December 2022**
 Stability Class – **Neutral** - 145Ft-31Ft Delta-T (F)
 Winds Measured at 98 Feet
 Wind Speed (in mph)

Wind Direction	1-3	4-7	8-12	13-18	19-24	>24	Total
N	6	18	11	9	0	0	44
NNE	4	6	1	0	0	0	11
NE	4	13	2	0	0	0	19
ENE	3	2	1	0	0	0	6
E	5	13	1	0	0	0	19
ESE	4	27	0	0	0	0	31
SE	10	16	5	0	0	0	31
SSE	10	20	9	0	0	0	39
S	9	16	9	1	0	0	35
SSW	7	11	15	2	0	0	35
SW	9	18	14	0	0	0	41
WSW	7	23	19	8	0	0	57
W	9	31	41	17	9	5	112
WNW	5	21	53	32	4	0	115
NW	10	10	66	47	0	0	133
NNW	9	20	29	13	0	0	71
Variable	0	0	0	0	0	0	0
Total	111	265	276	129	13	5	799

Hours of calm in this stability class: 0
 Hours of missing wind measurements in this stability class: 0
 Hours of missing stability measurements in all stability classes: 3

Three Mile Island Alpha
 Period of Record: **October - December 2022**

Enclosure 1: 2022 Annual Radioactive Effluent Release Report for TMI
Attachment 6 - Page 16 of 17

Stability Class - **Slightly Stable** - 145Ft-31Ft Delta-T (F)
Winds Measured at 98 Feet
Wind Speed (in mph)

Wind Direction	1-3	4-7	8-12	13-18	19-24	>24	Total
N	13	53	7	0	0	0	74
NNE	13	18	2	0	0	0	33
NE	3	11	1	0	0	0	15
ENE	12	7	1	0	0	0	20
E	12	7	2	2	0	0	23
ESE	12	11	5	2	0	0	30
SE	17	24	6	0	0	0	47
SSE	18	17	9	0	0	0	44
S	8	18	7	0	0	0	33
SSW	10	9	3	5	1	0	28
SW	6	21	5	1	0	0	33
WSW	11	19	3	1	1	0	35
W	19	19	4	2	0	0	44
WNW	11	16	15	6	0	0	48
NW	13	24	14	20	4	0	75
NNW	28	35	9	1	0	0	73
Variable	0	0	0	0	0	0	0
Total	207	309	93	40	6	0	655

Hours of calm in this stability class: 2
Hours of missing wind measurements in this stability class: 0
Hours of missing stability measurements in all stability classes: 3

Three Mile Island Alpha
Period of Record: **October - December 2022**
Stability Class - **Moderately Stable** - 145Ft-31Ft Delta-T (F)
Winds Measured at 98 Feet
Wind Speed (in mph)

Wind Direction	1-3	4-7	8-12	13-18	19-24	>24	Total
N	9	9	0	0	0	0	18
NNE	7	1	0	0	0	0	8
NE	2	0	0	0	0	0	2
ENE	8	2	0	0	0	0	10
E	12	5	0	0	0	0	17
ESE	25	7	0	0	0	0	32
SE	17	5	0	0	0	0	22
SSE	16	4	0	0	0	0	20
S	26	2	0	0	0	0	28
SSW	27	3	0	0	0	0	30
SW	30	3	0	0	0	0	33
WSW	22	4	0	0	0	0	26
W	17	4	0	0	0	0	21
WNW	17	3	1	0	0	0	21
NW	18	5	0	0	0	0	23
NNW	23	10	0	0	0	0	33
Variable	0	0	0	0	0	0	0
Total	276	67	1	0	0	0	344

Hours of calm in this stability class: 7
Hours of missing wind measurements in this stability class: 0
Hours of missing stability measurements in all stability classes: 3

Enclosure 1: 2022 Annual Radioactive Effluent Release Report for TMI
Attachment 6 - Page 17 of 17

Three Mile Island Alpha
 Period of Record: **October - December 2022**
 Stability Class – **Extremely Stable** - 145Ft-31Ft Delta-T (F)
 Winds Measured at 98 Feet
 Wind Speed (in mph)

<u>Wind Direction</u>	<u>1-3</u>	<u>4-7</u>	<u>8-12</u>	<u>13-18</u>	<u>19-24</u>	<u>>24</u>	<u>Total</u>
N	9	1	0	0	0	0	10
NNE	4	0	0	0	0	0	4
NE	5	0	0	0	0	0	5
ENE	5	0	0	0	0	0	5
E	7	0	0	0	0	0	7
ESE	21	0	0	0	0	0	21
SE	31	2	0	0	0	0	33
SSE	32	0	0	0	0	0	32
S	31	0	0	0	0	0	31
SSW	18	0	0	0	0	0	18
SW	11	2	0	0	0	0	13
WSW	6	0	0	0	0	0	6
W	7	0	0	0	0	0	7
WNW	7	0	0	0	0	0	7
NW	4	0	1	0	0	0	5
NNW	3	2	1	0	0	0	6
Variable	0	0	0	0	0	0	0
Total	201	7	2	0	0	0	210

Hours of calm in this stability class: 3
 Hours of missing wind measurements in this stability class: 0
 Hours of missing stability measurements in all stability classes: 3

Assessment of Radiation Doses Due to Radioactive Liquid and Gaseous Effluents Released from TMI During 2022

TMI-1

The attached table presents the maximum hypothetical doses to an individual and the general population resulting from TMI-1 releases of gaseous and liquid effluents. Provided below is a brief explanation of the table.

A. Liquid (Individual)

Calculations were performed on the four age groups and seven organs recommended in Regulatory Guide 1.109. The pathways considered for TMI-1 were the consumption of drinking water and fish. These two pathways are considered to be the primary recreational activities associated with the Susquehanna River in the vicinity of TMI. The "critical receptor" or Receptor 1 was that individual who 1) consumed Susquehanna River water from the nearest downstream drinking water supplier (Wrightsville Water Supply) and 2) consumed fish residing in the vicinity of the TMI-1 liquid discharge.

For the calculated maximum whole body (or total body) dose from TMI-1 liquid effluents was $5.66\text{E-}03$ mrem to an adult (line 1). The maximum organ dose was $6.81\text{E-}03$ mrem to the liver of an adult (line 2).

B. Gaseous(Individual)

There were five major pathways considered in the dose calculations for TMI-1 gaseous effluents. These were: (1) plume exposure (2) inhalation, consumption of; (3) cow milk, (4) vegetables and fruits and (5) meat.

Since there were no noble gases released from TMI-1 during 2022, the gamma and beta doses (lines 3 and 4 respectively) were zero.

The maximum organ dose due to the release of iodines, particulates and tritium from TMI-1 in was $2.57\text{E-}03$ mrem to the liver, total body, thyroid, kidney, lung and G.I. tract of a child. This dose again reflects the maximum exposed organ for the appropriate age group (line 5).

For TMI-1 liquid and gaseous effluents resulted in maximum hypothetical doses that were a small fraction of the quarterly and yearly ODCM dose limits.

Enclosure 1: 2022 Annual Radioactive Effluent Release Report for TMI

Attachment 7 – Page 2 of 4

TMI-1							
SUMMARY OF MAXIMUM INDIVIDUAL DOSES FOR TMI-1 FROM January 1, 2022 through December 31, 2022							
Effluent	Applicable Organ	Estimated Dose (mrem)	Age Group	% of ODCM Dose Limit		ODCM Dose Limit (mrem)	
				Quarter	Annual	Quarter	Annual
(1) Liquid	Total Body	5.66E-03	Adult	1.39E-01	1.89E-01	1.5	3
(2) Liquid	Liver	6.81E-03	Adult	5.80E-02	6.80E-02	5	10
(3) Noble Gas	Air Dose (gamma-mrad)	0.00E+00	-	0.00E+00	0.00E+00	5	10
(4) Noble Gas	Air Dose (beta-mrad)	0.00E+00	-	0.00E+00	0.00E+00	10	20
(5) Iodine, Tritium & Particulates	Liver, Total Body, Thyroid, Kidney, Lung, GI Tract	2.57E-03	Child	1.40E-02	1.70E-02	7.5	15

TMI-2

The attached table presents the maximum hypothetical doses to an individual and the general population resulting from TMI-2 releases of gaseous and liquid effluents. Provided below is a brief explanation of the table.

A. Liquid (Individual)

Calculations were performed on the four age groups and seven organs recommended in Regulatory Guide 1.109. The pathways considered for TMI-2 were the consumption of drinking water and fish. These two pathways are considered to be the primary recreational activities associated with the Susquehanna River in the vicinity of TMI. The "critical receptor" or Receptor 1 was that individual who 1) consumed Susquehanna River water from the nearest downstream drinking water supplier (Wrightsville Water Supply) and 2) consumed fish residing in the vicinity of the TMI-2 liquid discharge.

For the calculated maximum whole body (or total body) dose from TMI-2 liquid effluents was 3.86E-04 mrem to an adult (line 1). The maximum organ dose was 6.14E-04 mrem to the liver of a teen (line 2).

B. Gaseous (Individual)

There were five major pathways considered in the dose calculations for TMI-2 gaseous effluents. These were: (1) plume exposure (2) inhalation, consumption of; (3) cow milk, (4) vegetables and fruits and (5) meat.

Since there were no noble gases released from TMI-2 during 2022, the gamma and beta air doses (lines 3 and 4, respectively) were zero.

The maximum organ dose due to the release of particulates and tritium from TMI-2 was 1.03E-04 mrem to the kidney tract of a child (line 5).

For TMI-2 liquid and gaseous effluents resulted in maximum hypothetical doses that were a small fraction of the quarterly and yearly ODCM dose limits.

Enclosure 1: 2022 Annual Radioactive Effluent Release Report for TMI
Attachment 7 – Page 4 of 4

TMI-2 SUMMARY OF MAXIMUM INDIVIDUAL DOSES FOR TMI-2 FROM January 1, 2022 through December 31, 2022							
Effluent	Applicable Organ	Estimated Dose (mrem)	Age Group	% of ODCM Dose Limit		ODCM Dose Limit (mrem)	
				Quarter	Annual	Quarter	Annual
(1) Liquid	Total Body	3.86E-04	Adult	1.30E-02	1.30E-02	1.5	3
(2) Liquid	Liver	6.14E-04	Teen	6.00E-03	6.00E-03	5	10
(3) Noble Gas	Air Dose (gamma-mrad)	0	-	0	0	5	10
(4) Noble Gas	Air Dose (beta-mrad)	0	-	0	0	10	20
(5) Tritium & Particulate	Kidney	1.03E-04	Child	1.00E-03	1.00E-03	7.5	15

**Assessment of Radiation Doses from Liquid and Gaseous Effluents Releases to
Members of the Public within the TMI Site Boundaries
During 2022**

The Offsite Dose Calculation Manual requires an assessment of the radiation doses from radioactive liquid and gaseous effluents to members of the public due to their activities inside the site boundary during the reporting period. The estimated dose to a member of the public at or within the TMI Site Boundary $6.30\text{E-}01$ mrem for 2022.

The following are the assumptions made in this assessment:

Access to the TMI Owner Controlled Area is limited to only those persons who have business related activities that support the operation of the facility. Therefore, based on the definition of a 'member of the public' in NUREG-1301, there is no credible scenario for this individual to receive non-occupational dose inside the TMI Owner Controlled Area. The scenario selected will be recreational use of the Susquehanna River and shoreline next to the Owner Controlled Area fence. Based on the two definitions of Site Boundary in the ODCM, this scenario is AT the Site Boundary for liquid releases but INSIDE the Site Boundary for gaseous releases.

A member of the public stays next to the owner controlled area for 67 hours. The 67 hours is based upon Reg. Guide 1.109 shoreline recreation period given in Table E-5. This is a table of recommended values to be used for the maximum exposed individual in lieu of site-specific data. Three Mile Island is co-located with other islands in the Lake Frederick area of the Susquehanna River. This area is used recreationally for boating and fishing over the summer months. The application of the 67 hours of recreational use from Reg. Guide 1.109 is appropriate.

The highest dose from liquid releases is characterized by release L20220412-1087-B. This release was from Station Blackout (SBO) Sump B. The total body dose from release L20220412-1087-B was $5.45\text{E-}04$ mrem.

The highest dose from a single airborne release is characterized by release G20220524-632-C. This release was from TMI's Unit 1 ventilation system. The release contained airborne tritium from spent fuel pool evaporation. This release occurred over 167.6 hours. The entire dose from this release will be applied to the 67 hour recreational use period. The application of the total dose from this release to 67 hours is conservative. The maximum individual dose from release G20220524-632-C was $2.04\text{E-}04$ mrem to the total body of a child.

Enclosure 1: 2022 Annual Radioactive Effluent Release Report for TMI
Attachment 8 – Page 2 of 2

The highest fence line direct radiation result (assumed to be equal to dose) will be added to the dose from the highest liquid and gaseous releases to yield the hypothetical maximum dose to a member of the public within the site boundaries.

Using the new ANSI/HPS Standard N13.37, Environmental Dosimetry, as suggested in DG-4019 to calculate facility related dose, the highest facility related dose detected at any of the monitoring locations was 0.629 mR.
Calculations:

The dose from liquid release L20220412-1087-B was 0.000545

mrem. The dose from gas release G20220524-632-C was 0.000204

mrem.

Total Dose Calculation

$0.000545 \text{ mrem} + 0.000204 \text{ mrem} + 0.629 \text{ mrem} = 0.630 \text{ mrem}$

**Assessment of Radiation Dose to Most Likely
Exposed Real Individual per 40 CFR 190**

Dose calculations were performed to demonstrate compliance with 40 CFR 190 (ODCM Part IV Section 2.10). Gaseous and liquid effluents released from TMI-1 and TMI-2 in 2022 resulted in maximum individual doses (regardless of age group) of 0.006 mrem to the thyroid and 0.010 mrem to any other organ including the whole (total) body.

**Deviations from the ODCM Sampling and
Analysis Regime During 2022**

IR 4509316, for the week of 06/27/2022 – 07/05/2022, the composite sample volume for the Turbine Building sump composite was not the expected volume. The expected compositing volume should be 1012 ml. The actual volume sampled was 300 ml. LLDS for the sample were met.

Major Changes to Radioactive Waste Treatment Systems

The following information is for inclusion in the TMI-1/2 Radiological Effluents Report pursuant to Tech Spec Amendment 284.

TMI-1 DSAR 4.2.5.4 requires reporting of Major changes to Radioactive Waste Treatment Systems. Major changes are interpreted to mean changes that would alter how the system functions or changes that would affect operational exposures, offsite dose rates or integrated doses. There were no major changes to the liquid, gaseous, or solid radioactive waste treatment systems at TMI-1 during the year of 2022.