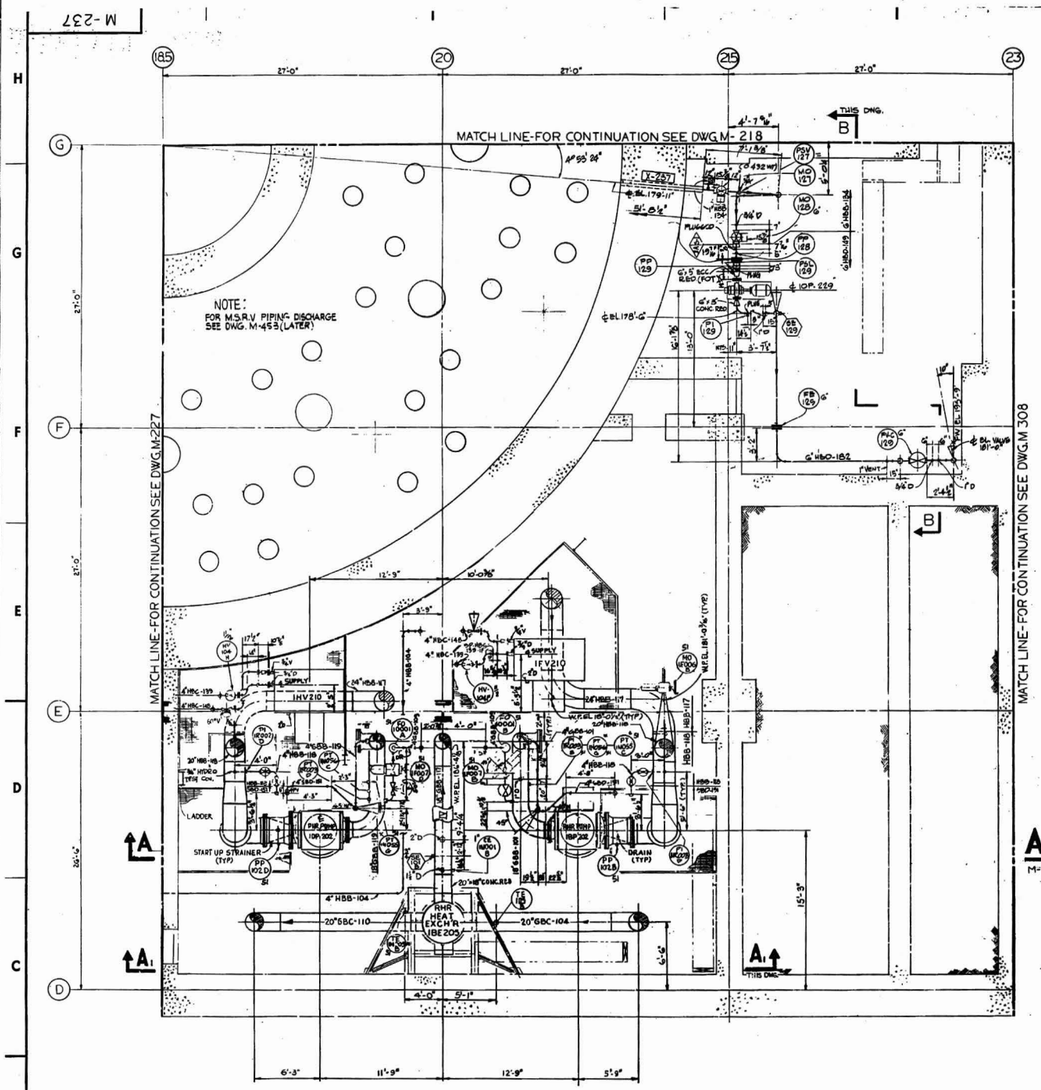

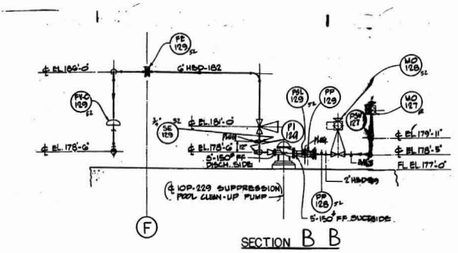

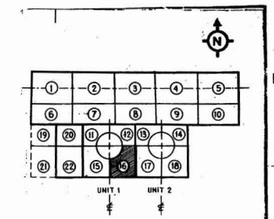

KEY PLAN

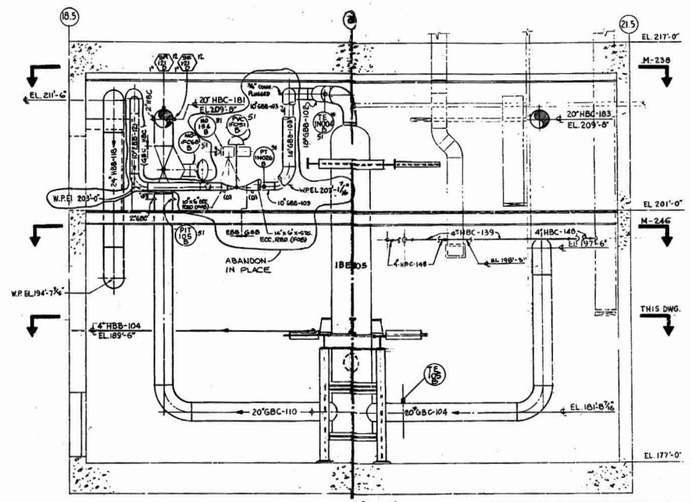

SECTION A1 A1
THIS DWG. AND DWG. M-238

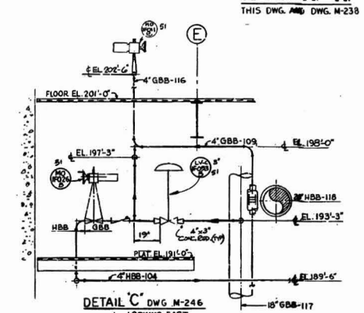

DETAIL 'C' DWG. M-246
LOOKING EAST
SCALE 3/8"=1'-0"

38	3/9/79	MOD 6240 INCORPORATED; ECN'A' & ECR 78-04977 REV. 000.	VA AA	RL 3/9/79				3/9/79
					CATARACT			
37	9-25-78	ECN #2 IS NOT YET IMPLEMENTED THE EFOR LINE # 6"HBC-139 IS RE-INSTATED TO REVISION 35 CONFIGURATION. REF. MOD P# 5133 PARTIAL CLOSURE REVISI-MITIAL DATED 7/27/78	RM	RJS				
36	7/7/78	REVISED TO CHANGE PIPE SIZE FROM 2.5" TO 3" PER ECN 77-17M PREC. 10P-1	JC	RMC				
35	MAY 1978	REVISED INSTR. CONN ON 20" GBC-104 PER FCR # H1B5P0CP	BS	DLB	GW	EWT		
34	1/4/78	REDOR. PER M 1B0STP ADDED CONN PER DEC. 1977 IF & LOC. REF. H1B-513-2	LG	VP	RM	DM		
33	MAR 3	ADDED 4" HBB-154 PER FCR M-1B5BOP.	RMC	VP	RJS			
32	6/2/77	REV. 4" GBB-101 PER FCR M-06457B REV. 4" GBB-109 PER FCR M-06457A REV. 4" GBB-108 PER FCR M-06236F.	FY	VP	RJS	VP		
31	3/1/76	REV. 4" HBB-118 PER FCR M-3075F FOR THE CONN. OF 3/4" VENT & CE-INDICT. ON 18" GBB-117 PER FCR M-3075F REV. 4" GBB-117 PER FCR M-06236G	FY	PW VP				
30	10/1/75	REVISED DRAWING CONSTRUCTION PER FCR M-56 SHT1 REV. 15 REVISED 20" GBB-110, 20" GBB-104 ADDED 1" GBC-139 PER P&ID M-54 SHT2 REV. 16 INCORPORATED FCR M-5089P ADDED 1" HBB-139 CONN PER P&ID M-55 REV. 15	GP	RJS				
			LV	RJS				
			FU	VP				
29	7/7/75	REV. 3" HBB-134 ADDED 3/4" CONN. FOR PSV-127 PER FCR M-5289B	FY	RJS	2	RMP		
28	3/16/75	ADDED 6" BACK VALVE & CONN. PER ECN 74-04977 REV. 000	TL	VP				
27	4/14/72	DELETED FSL INSULATION & ISSUED FOR CONSTR. OF P.C.S. ECN. DELETED 10" 10"HBL, 10"LB, 10" DN LINE HBB-117, 119, 120 THRU 124, ON GBB-116, ADD LINE HBB-118 & 1" BEN. GBB-104	JP	NP	JP			
26	4/14/72	ISSUED FOR CONSTRUCTION OF R.H.R. SYSTEM	SM	AP	JP			
NO.	DATE		BY	CHK	APPD			

SCALE 3/8" = 1'-0" | DRAWN R. GOMEZ | S. LUSTINEZ

BECHTEL
SAN FRANCISCO

LIMERICK GENERATING STATION UNITS 1 & 2
PHILADELPHIA ELECTRIC COMPANY

PIPING AND MECHANICAL
REACTOR BLDG. UNIT No.1
PLAN AT EL.177'-0" AREA 16

JOB No.	DRAWING No.	REV.
8031	M-237	38