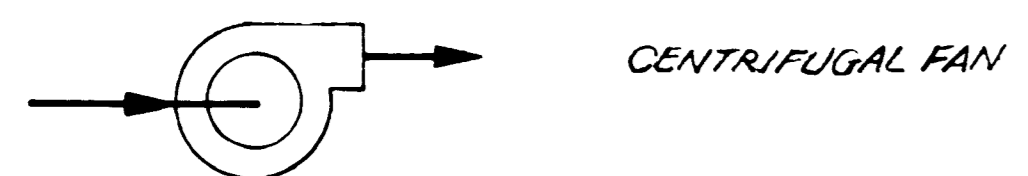
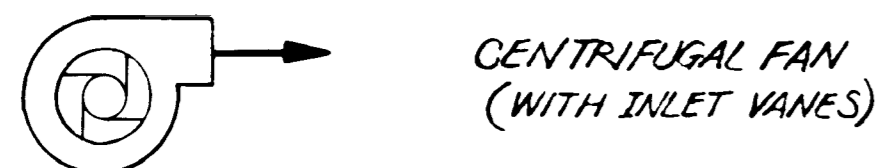


LEGEND

HVAC UNIQUE SYMBOLS
(SEE DWG 108001 SHEET 3 FOR PIPING SYMBOLS)



CENTRIFUGAL FAN



CENTRIFUGAL FAN
(WITH INLET VANES)



PUMP



COMPRESSOR



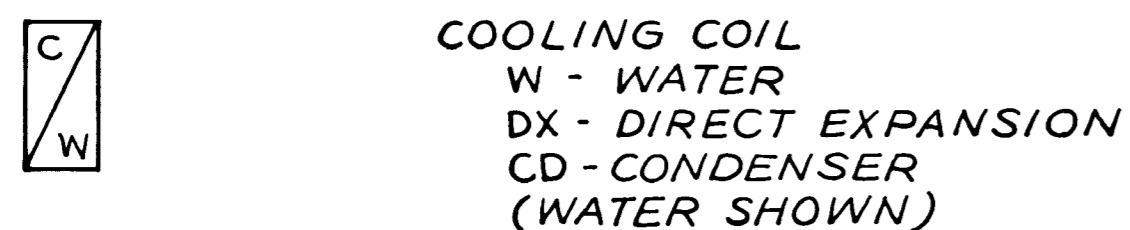
VANEAXIAL FAN




PROPELLER OR
TUBEAXIAL FAN



HEATING COIL
E - ELECTRIC
S - STEAM
(ELECTRIC SHOWN)



COOLING COIL
W - WATER
DX - DIRECT EXPANSION
CD - CONDENSER
(WATER SHOWN)



ROUGHING FILTER
(PRE-FILTER)



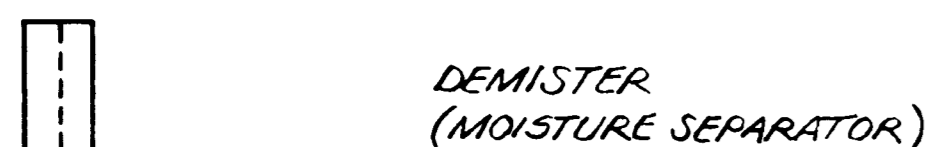
HEPA FILTER



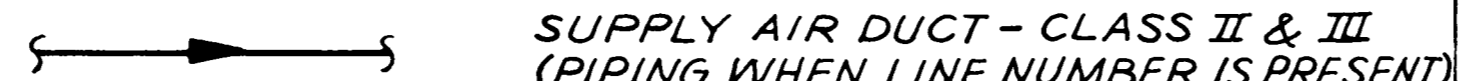
CHARCOAL FILTER



LOUVRE



DEMISTER
(MOISTURE SEPARATOR)



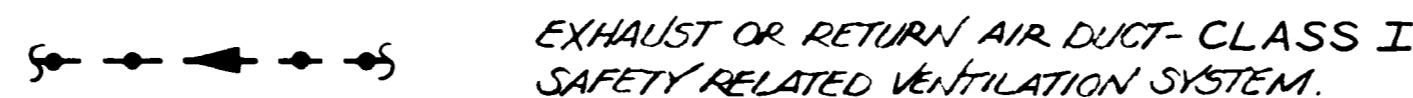
SUPPLY AIR DUCT - CLASS II & III
(PIPING WHEN LINE NUMBER IS PRESENT)



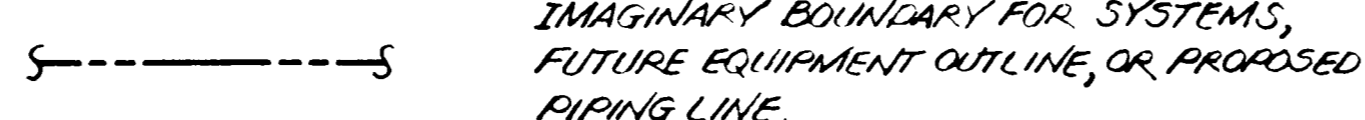
SUPPLY AIR DUCT - CLASS I SAFETY
RELATED VENTILATION SYSTEM.



EXHAUST OR RETURN AIR DUCT -
CLASS II & III VENTILATION



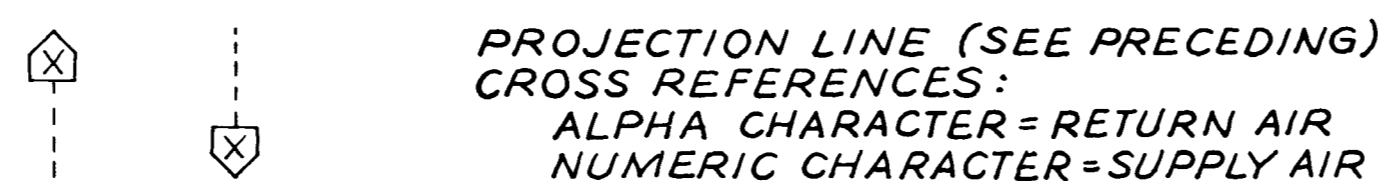
EXHAUST OR RETURN AIR DUCT - CLASS I
SAFETY RELATED VENTILATION SYSTEM.



IMAGINARY BOUNDARY FOR SYSTEMS,
FUTURE EQUIPMENT OUTLINE, OR PROPOSED
PIPING LINE.



CHANGE OF ELEVATION OR LEVEL PROJECTION
LINE WITH ORIGIN & DESTINATION



PROJECTION LINE (SEE PRECEDING)
CROSS REFERENCES:
ALPHA CHARACTER = RETURN AIR
NUMERIC CHARACTER = SUPPLY AIR



SUPPLY AIR DIFFUSER



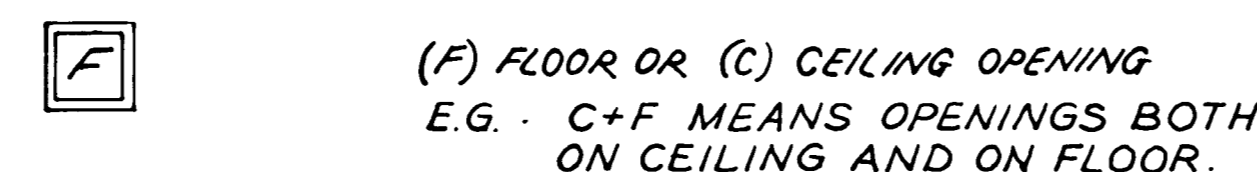
EXHAUST OR RETURN REGISTER



SUPPLY AIR FLOW



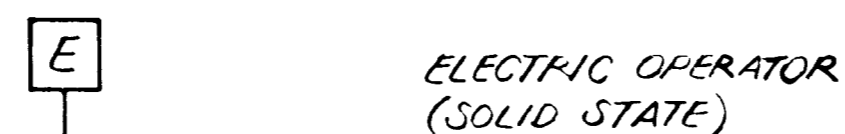
EXHAUST AIR FLOW



(F) FLOOR OR (C) CEILING OPENING
E.G. C+F MEANS OPENINGS BOTH
ON CEILING AND ON FLOOR.



"WINDOW" OPENING OR OPENING
IN WALL



ELECTRIC OPERATOR
(SOLID STATE)



MOTOR OPERATOR




PNEUMATIC OPERATOR



MANUAL OPERATOR



COUNTERWEIGHT



BUTTERFLY VALVE OR POSITIVE
SHUT-OFF DAMPER



DAMPERS (IN WALL & IN DUCTING,
RESPECTIVELY)



BACK DRAFT DAMPER



FIRE OR SMOKE DAMPER



EXPANSION VALVE



THERMOSTATIC AIR VENT



SIGHT GLASS



CHARGING VALVE



FLOW ELEMENT
(AIR MONITOR)



SMOKE DETECTOR



RECORDING USAGE CLOCK



ANALYSIS SENSOR
HVAC: TEMPERATURE & HUMIDITY
PIPING: CONDUCTIVITY ELEMENT

HVAC UNIQUE ABBREVIATIONS
(SEE DWG 108001 SHEET 3 FOR PIPING ABBREVIATIONS)

- BD OR BDD - BACK DRAFT DAMPER
- C - COOLING COIL
- CH - CHILLER
- CNTMT - CONTAINMENT
- CP - COMPRESSOR
- CR - CONDENSER
- CRDM - CONTROL ROD DRIVE MECHANISM
- DX - DIRECT EXPANSION COIL
- E - EXHAUST FAN
- EFB - EXHAUST FILTER BANK
- EFCH - EXHAUST FILTER CHARCOAL
- EFH - EXHAUST FILTER HEPA
- EFR - EXHAUST FILTER ROUGHING
- EH - ELECTRIC HEATER
- EXH - EXHAUST
- FAI - FAIL AS IS
- FB - FILTER BANK
- FC - FLEXIBLE CONNECTOR
- F.C. - FAIL CLOSE
- FD - FIRE DAMPER
- F.O. - FAIL OPEN
- FU - FILTER UNIT
- HVAC - HEATING, VENTILATION, & AIR
CONDITIONING
- M - MODE DAMPER
- MD - MANUAL DAMPER
- MOD - MOTOR OPERATED DAMPER
- O/A - OUTSIDE AIR
- PP - PUMP
- S - SUPPLY FAN
- SD - SMOKE DAMPER
- SG - SIGHT GLASS
- SUP - SUPPLY
- TV - FIRE DAMPER OR SMOKE DAMPER

UNIT 2

P. G. & E. CO.	DRAWING NUMBER	REV
	108023	36
SHEET 2 OF SHEETS	RMS INDEXED REV _____	
MICROFILM		