


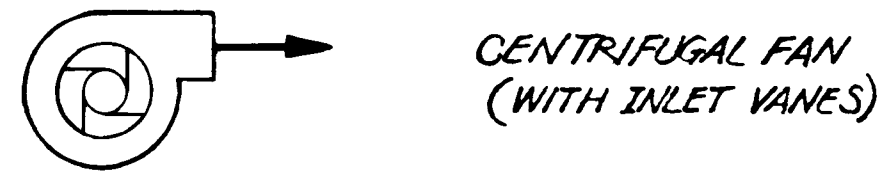
LEGEND

HVAC UNIQUE SYMBOLS
(SEE DWG #102001 SHEET 3 FOR PIPING SYMBOLS)

A



CENTRIFUGAL FAN

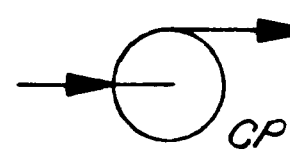


CENTRIFUGAL FAN
(WITH INLET VANES)




PUMP

B



COMPRESSOR



VANEAXIAL FAN

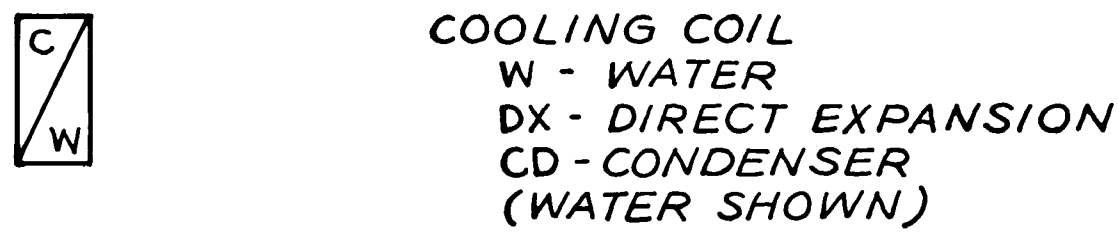


PROPELLER OR
TUBEAXIAL FAN

C

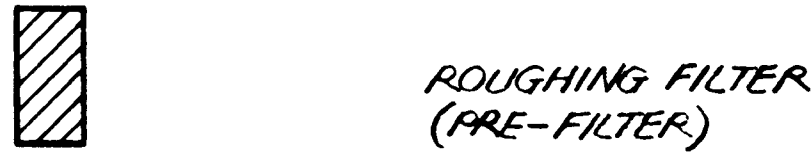


HEATING COIL
E - ELECTRIC
S - STEAM
(ELECTRIC SHOWN)



COOLING COIL
W - WATER
DX - DIRECT EXPANSION
CD - CONDENSER
(WATER SHOWN)

D



ROUGHING FILTER
(PRE-FILTER)



HEPA FILTER




CHARCOAL FILTER



LOUVRE

E



DEMISTER
(MOISTURE SEPARATOR)

SUPPLY AIR DUCT - CLASS II & III
(PIPING WHEN LINE NUMBER IS PRESENT)

SUPPLY AIR DUCT - CLASS I SAFETY
RELATED VENTILATION SYSTEM.

EXHAUST OR RETURN AIR DUCT -
CLASS II & III VENTILATION

EXHAUST OR RETURN AIR DUCT - CLASS I
SAFETY RELATED VENTILATION SYSTEM.

IMAGINARY BOUNDARY FOR SYSTEMS,
FUTURE EQUIPMENT OUTLINE, OR PROPOSED
PIPING LINE.

CHANGE OF ELEVATION OR LEVEL PROJECTION
LINE WITH ORIGIN & DESTINATION

PROJECTION LINE (SEE PRECEDING)
CROSS REFERENCES:
ALPHA CHARACTER = RETURN AIR
NUMERIC CHARACTER = SUPPLY AIR

SUPPLY AIR DIFFUSER

EXHAUST OR RETURN REGISTER

SUPPLY AIR FLOW

EXHAUST AIR FLOW

(F) FLOOR OR (C) CEILING OPENING
E.G.: C+F MEANS OPENINGS BOTH
ON CEILING AND ON FLOOR.

"WINDOW" OPENING OR OPENING
IN WALL

E ELECTRIC OPERATOR
(SOLID STATE)

M MOTOR OPERATOR

PNEUMATIC OPERATOR

MANUAL OPERATOR

CW COUNTERWEIGHT

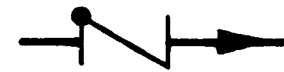
25



BUTTERFLY VALVE OR POSITIVE
SHUT-OFF DAMPER



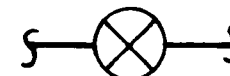
DAMPERS (IN WALL & IN DUCTING,
RESPECTIVELY)



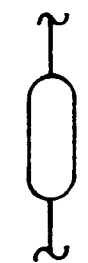
BACK DRAFT DAMPER



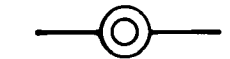
FIRE OR SMOKE DAMPER



EXPANSION VALVE



THERMOSTATIC AIR VENT




SIGHT GLASS



CHARGING VALVE



FLOW ELEMENT
(AIR MONITOR)



SMOKE DETECTOR



RECORDING USAGE CLOCK



ANALYSIS SENSOR
HVAC: TEMPERATURE & HUMIDITY
PIPING: CONDUCTIVITY ELEMENT

27

HVAC UNIQUE ABBREVIATIONS
(SEE DWG #102001 SHEET 3 FOR PIPING ABBREVIATIONS)

BD OR BDD BACK DRAFT DAMPER

C COOLING COIL

CH CHILLER

CONTMT CONTAINMENT

CP COMPRESSOR

CR CONDENSER

CRDM CONTROL ROD DRIVE MECHANISM

DX DIRECT EXPANSION COIL

E EXHAUST FAN

EFB EXHAUST FILTER BANK

EFC EXHAUST FILTER CHARCOAL

EFH EXHAUST FILTER HEPA

EFR EXHAUST FILTER ROUGHING

EH ELECTRIC HEATER

EXH EXHAUST

FAI FAIL AS IS

FB FILTER BANK

FC FLEXIBLE CONNECTOR

F.C. FAIL CLOSE

FD FIRE DAMPER

F.O. FAIL OPEN

FU FILTER UNIT

HVAC HEATING, VENTILATION, & AIR
CONDITIONING

M MODE DAMPER

MD MANUAL DAMPER

MOD MOTOR OPERATED DAMPER

O/A OUTSIDE AIR

PP PUMP

S SUPPLY FAN

SD SMOKE DAMPER

SG SIGHT GLASS

SUP SUPPLY

TV FIRE DAMPER OR SMOKE DAMPER

UNIT 1

P.G.&E. CO.	DRAWING NUMBER	REV
	102023	57
SHEET 2 OF SHEETS	MICROFILM	
RMS INDEXED REV 57	57	